

ENGINEERING  
TOMORROW



Danfoss Optyma™ condensing units for Europe

## Match your application needs – every time

With the Danfoss Optyma™ outdoor and indoor condensing units for Europe, with MBP and LBP refrigeration, there is a solution for your exact application needs. Featuring multiple lower-GWP refrigerants, high energy performance ratios and trouble-free installation, they help reduce running costs and increase cooling quality for the safer protection of perishables.

**Make the optimal choice from our extensive range of outdoor and indoor condensing units.**

### Optimal Efficiency

for high cooling quality while reducing system's life-cycle costs and downtime



[cr.danfoss.com](http://cr.danfoss.com)

EcoDesign

**Optyma™**  
by Danfoss

# Danfoss Optyma™ packaged/outdoor condensing units

Highly efficient and reliable plug and play condensing units designed with the contractor and end-user in mind, and providing unique benefits.



## Benefits for the contractor

- Simple and fast selection and installation, reduced maintenance time
- Models compatible with multiple lower GWP refrigerants
- Reduced refrigerant costs thanks to microchannel condenser inside



## Benefits for the end-user

- Increased food safety and longer products shelf life
- Units suitable for residential areas thanks to low sound level operation
- Reduced life cycle costs of refrigeration equipment thanks to highly efficient units

### Optyma™ Slim Pack W05



Compact and cost effective. When space, quiet operation, efficiency and simple installation matter.  
**With microchannel condenser**



Page 7

### Optyma™ Slim Pack W09



Compact and cost effective. When space, quieter operation, efficiency, faster and safer installation and maintenance matter.

**W05 base + fan speed controller and main switch included**



Page 7

### Optyma™ Plus P00/P02



Top performer. When quietness, high efficiency, connectivity and fastest installation and maintenance matter.

**P00 version:**  
With electronic controller



**P02 version:**  
P00 base + liquid injection with electronic expansion valve



Page 12

### Optyma™ Plus INVERTER



Premium unit. When top efficiency, fastest installation and maintenance, tight temperature and humidity control matter.

**With variable speed drive**



Page 16

## MBP and LBP applications



- ✓ Cold rooms, display cabinets in convenience stores, mini-markets, restaurants, fisheries, butcheries, bakeries, florists, laboratories
- ✓ Wine cellars
- ✓ Milk cooling
- ✓ Industrial processes
- ✓ Dairy and general food storage

## Designation

OP - MSXM034 ML W05 G

1 2 3 4 5 6 7 8

OP = Optyma

1	Application: <b>M</b> = MBP ; <b>L</b> = LBP
2	Condensing unit family: <b>S</b> = Slim Pack / <b>P</b> = OP Plus, OP Plus INVERTER
3	Refrigerant: <b>B</b> = R449A, R452A, R404A/R507 ; <b>G</b> = R134a, R513A ; <b>H</b> = R404A/R507 ; <b>O</b> = R448A, R449A, R452A, R404A/R507 ; <b>P</b> = R448A, R449A, R407A, R407A, R404A/507 ; <b>Q</b> = R452A, R404A/R507 ; <b>X</b> = R404A/R507, R134a, R513A, R407A, R407F, R448A, R449A, R452A ; <b>Y</b> = R404A/R507, R449A
4	<b>M</b> = Microchannel condenser
5	Displacement in cm <sup>3</sup> : Example 034 = 34 cm <sup>3</sup>
6	Compressor platform: such as VVL = variable speed scroll V LZ
7	<b>W05</b> : Optyma™ Slim Pack <b>W09</b> : Optyma™ Slim Pack with fan speed controller and main switch <b>P00</b> : Optyma™ Plus <b>P02</b> : Optyma™ Plus with liquid injection <b>P01</b> : Optyma™ Plus INVERTER
8	Electrical code: <b>G</b> = 230V/1-phase compressor & fan <b>E</b> = 400V/3-phase compressor & 230V/1-phase fan

## Feature overview:

	Optyma™ Slim Pack		Optyma™ Plus		Optyma™ Plus INVERTER
	W05	W09	P00	P02	
IP level	IP54		IP54		IP54
Compressor technology	Scroll/Reciprocating		Scroll/Reciprocating	Scroll	Variable speed scroll
Control box (pre-wired E-panel)	yes		yes		yes
Microchannel condenser	yes		yes		yes
Fan speed controller	-	yes	yes		yes
Main switch (circuit breaker)	-	yes	yes		yes
Filter drier (flare connections)	yes		yes		yes
Sight glass	yes		yes		yes
Crankcase heater	yes		yes		yes
HP/LP adjustable pressostat	Mechanical		Electronic		Electronic
Liquid injection kit	-		-	yes	-
Fail safe mini-pressostat	-		Mechanical		Mechanical
Access door(s)	-		yes		yes
Acoustic insulation	-		yes		yes
Condensing unit electronic controller	-		yes		yes
Network connectivity	-		yes		yes
Stack mounting	-		yes		-
Oil separator	-		-		yes
Net weight in kg	B1 housing: from 50.4 to 53 B2 housing: from 61.5 to 77 B3 housing: from 76 to 79		H1 housing: from 49 to 53 H2 housing: from 80 to 94 H3 housing: from 101 to 107 H4 housing: 169	H3 housing: 135 and 136 H4 housing: from 161 to 166	124 & 125
Dimensions in mm (height x width x depth)	B1 housing: 530 x 910 x 364 B2 housing: 690 x 1087 x 464 B3 housing: 825 x 1105 x 464		H1 housing: 652 x 906 x 356 H2 housing: 813 x 1055 x 430 H3 housing: 967 x 1406 x 481 H4 housing: 966 x 1800 x 600	H3 housing: 965 x 1441 x 531 H4 housing: 966 x 1835 x 650	965 x 1406 x 481

## Overview by range and refrigerant:

Min / Max Cooling capacity range [kW]	Optyma™ Slim Pack	Optyma™ Plus	Optyma™ Plus INVERTER
<b>Medium temperature (MBP)</b>			
R449A	0.8 - 10.2	0.7 - 14.9	1.7 - 8.3
R448A	3.3 - 10.2	3.3 - 14.9	1.7 - 8.3
R134a	0.6 - 6.6	1.7 - 10.2	-
R513A	0.6 - 7.0	1.7 - 10.3	-
R407A	3.3 - 9.9	3.3 - 14.6	1.7 - 8.4
R407F	3.5 - 10.2	3.5 - 15.5	1.8 - 9
R452A	1.4 - 10.4	1.4 - 15.3	-
R404A/507	0.9 - 10.3	0.7 - 16	1.8 - 9
<b>Low temperature (LBP)</b>			
R448A/R449A	-	2.3 - 6	-
R452A	0.4 - 3.3	0.4 - 6.1	-
R404A/507	0.4 - 3.6	0.5 - 6.2	-

Rating conditions EN 13215 (dew point):

**MBP:** Ambient temp = 32°C; Evap temp = -10°C; Superheat = 10K; Subcooling = 0K / **LBP:** Ambient temp = 32°C; Evap temp = -35°C; Superheat = 10K; Subcooling = 0K

## Selection examples for cold rooms

Make a precise selection with the Cold Room module in Coolselector 2 software.

Range	Model and cooling capacity by cold room type	Meat		Fish		Laboratories		Fruit & Vegetables		Fruit & Vegetables		Butter, Eggs, Cheese		Freezers	
		+1°C - 18h		+1°C - 18h		+12°C - 18h		+8°C - 18h		0°C - 18h		+5°C - 18h		-18°C - 16h	
		Cap. [W]	CR* [m³]	Cap. [W]	CR* [m³]	Cap. [W]	CR* [m³]	Cap. [W]	CR* [m³]	Cap. [W]	CR* [m³]	Cap. [W]	CR* [m³]	Cap. [W]	CR* [m³]
OP Slim Pack with R513A	OP-MSGM018 / 021 / 026	900	6	900	6	1 270	8	1 270	17	900	7	1 030	9		
OP Plus with R449A	OP-MPBM018 / 024	1 350	11	1 350	11	1 890	13	1 890	30	1 350	12	1 530	16		
OP Plus INVERTER with R448A	OP-MPPM044	2 500	20	2 500	20	3 400	20	3 500	65	2 500	20	2 800	35		
OP Slim Pack with R452A	OP-LSQM034													680	2

Data relate to +32°C ambient temperature; please refer to Danfoss for other working conditions. Cold room data: Temperature - Daily working hours. \* Volume of cold room.

# Danfoss Optyma™ bare/indoor condensing units

**Robust, efficient and reliable condensing units, saving on service and maintenance costs and reducing energy consumption.**



## Benefits for the contractor

- Broad working envelope
- Multi lower-GWP refrigerants
- Larger units with microchannel condenser reducing the refrigerant charge and smaller units with fine & tube condenser
- Likely the most reliable hermetic reciprocating compressor on the market
- Economical EUR/kW value

**Optyma™, Light Commercial**  
up to ~1.5 kW

Complete line featuring a higher efficiency and a reduced footprint, also available with R290, making it the perfect choice for a greener installation. This solution is ideal for OEMs or end-users looking for compact products to fit in small systems, and optimal cooling performance and capacity.



Page 18



## Benefits for the end-user

- Reliable solution
- Low energy consumption under changing working conditions
- Easy & simple condenser maintenance

**Optyma™, Commercial**  
from ~1.5 kW and up

Highly efficient new line with microchannel condenser, multiple lower-GWP refrigerants, and working up to 46°C. Easy to install and service. Quieter by up to 3 dB(A) thanks to 6-pole fan motor instead of 4-pole fan.



Page 21

## MBP and LBP applications



- ✓ Industrial processes
- ✓ Milk cooling
- ✓ Cold rooms in fisheries, florists, etc.
- ✓ Commercial fridge and freezers, display cases, bottle coolers, serving tables

## Designation

**OP - LCQN 048 MT A02 E**

1 2 3 4 5 6 7 8

OP = Optyma

**1**

**Application:**  
M = MBP ; L = LBP

**2**

**Platform:**  
C: Air-cooled condensing unit with single fan  
G: Air-cooled condensing unit with dual fan

**3**

**Refrigerant:**  
R: R134a, R513A, R404A/R507, R407C, R407A, R407F, R448A, R449A, R452A  
G: R134a, R513A  
H: R404A/R507  
Q: R452A, R404A/R507  
N: R290

**4**

**Condenser design:**  
C: Fin & Tube condenser, ambient temperature up to 43°C  
N: Microchannel condenser, ambient temperature up to 46°C


## Feature overview:

	Light Commercial			Light Commercial R290			Commercial
	A00	A01	A04	A09	A10	A11	A02
Ambient temperature	Up to 43°C			Up to 43°C			Up to 46°C
Hermetic reciprocating compressor	MPT, MLY, NL, SC, GS, FR, TL, NF			NLV, NBC, NPT, NS, NX			MTZ, NTZ
Unit base	Rails or base plate						Base plate
Condenser type	Fin & Tube (painted)						Microchannel
Fan	AC/EC	AC/EC	AC/EC	EC	EC	EC	AC 6 pole
Bracket & tube for pressostat mounting	-	yes	yes	yes	-	-	-
Dual KP pressure switch	-	-	yes	-	-	-	yes
Schrader valve	-	-	-	yes	yes	yes	-
Wired electrical box	yes	yes	yes	yes	yes	yes	yes
Mini HP/LP pressostat	-	-	-	-	yes	-	-
Power cord	-	-	yes	-	yes	-	-
Receiver	-	yes	yes	-	Combo drier + receiver	-	yes
Net weight in kg	14 chassis: Lighter: 14 Bigger: 42			4 chassis: Lighter: 14 Bigger: 41			5 chassis: Lighter single fan: 62 Bigger single fan: 158 Lighter dual fan: 134 Bigger dual fan: 212
Dimensions in mm (height x width x depth)	14 chassis: Smaller: 205 x 289 x 424 Larger: 350 x 445 x 613			4 chassis: Smaller: 226 x 286 x 513 Larger: 350 x 442 x 480			5 chassis: Smaller single fan: 545 x 630 x 650 Larger single fan: 836.5 x 1200 x 800 Smaller dual fan: 693.5 x 1500 x 870 Larger dual fan: 836.5 x 1500 x 870

## Overview by range and refrigerant:

Min / Max cooling capacity (kW)	Light Commercial	Commercial
<b>Medium temperature (MBP)</b>		
<b>R290</b>	0.2 - 1.4	
<b>R448A</b>		2 - 20.5
<b>R449A</b>		2 - 20.5
<b>R134a</b>	0.1 - 1.6	1.3 - 13.1
<b>R452A</b>		2.2 - 20.6
<b>R407A</b>		1.9 - 19.1
<b>R407C</b>		1.8 - 19.1
<b>R407F</b>		2 - 20.1
<b>R404A/507</b>	0.3 - 17	2.2 - 21.7
<b>Low temperature (LBP)</b>		
<b>R290</b>	0.1 - 0.7	
<b>R452A</b>	0.1 - 0.3	0.8 - 6.1
<b>R404A/507</b>	0.1 - 0.9	0.9 - 6.6

<b>5</b>	<b>Compressor displacement:</b> Example 048 = 48 cm <sup>3</sup>
<b>6</b>	<b>Reciprocating compressor platform:</b> <b>FR</b> = FR <b>NF</b> = NF <b>SC</b> = SC <b>GS</b> = GS <b>NX</b> = NX <b>NB</b> = NBC <b>NS</b> = NS <b>NY</b> = NLV <b>NP</b> = NPT <b>MP</b> = MPT <b>MY</b> = MLY <b>MX</b> = MX <b>NT</b> = NTZ <b>MT</b> = MTZ <b>TL</b> = TL <b>NL</b> = NL
<b>7</b>	<b>Version:</b> A00, A01, A02, A04, A09, A10, A11. See table above for features within each version.
<b>8</b>	<b>Electrical code:</b> <b>A:</b> Compressor 230V/1P/50-60Hz, fan 230V/1P/50-60Hz <b>G:</b> Compressor 230V/1P/50Hz, fan 230V/1P/50Hz <b>E:</b> Compressor 400V/3P/50Hz, fan 230V/1P/50Hz





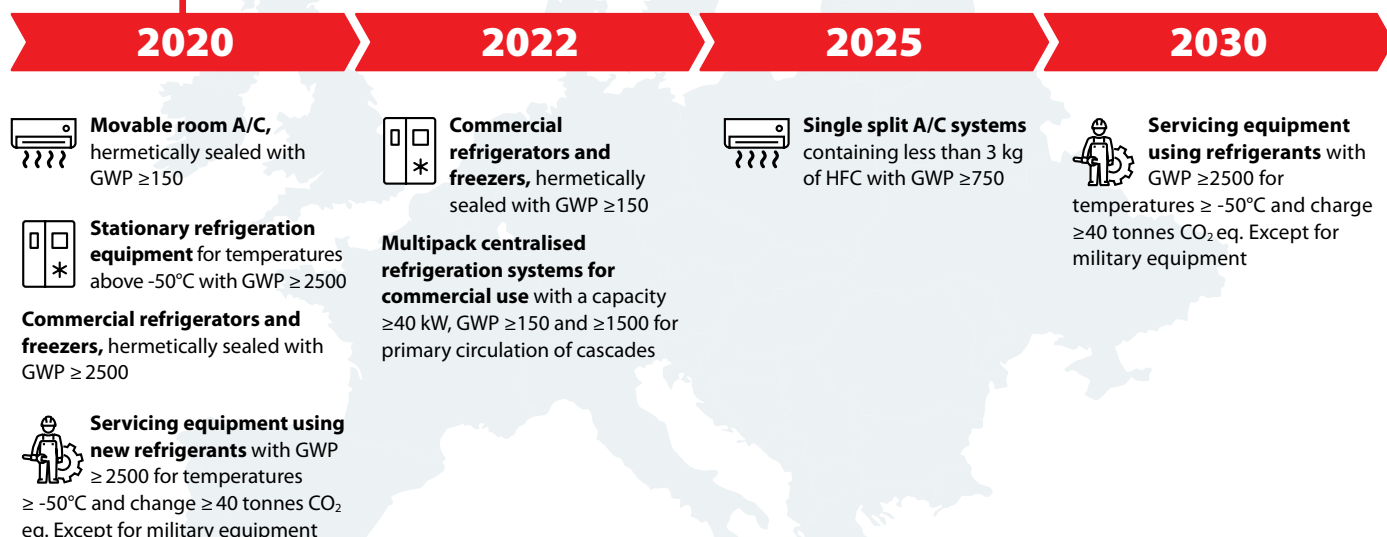
# Reduce direct and indirect emissions

By choosing lower GWP refrigerants and highly efficient condensing units, installers make the choice of creating a sustainable cooling industry. See the regulations impacting the condensing units in Europe and make the right choice with Danfoss solutions.



## F-Gas affected applications and timeline

The F-Gas regulation puts in place HFC phase down on high GWP (Global Warming Potential) refrigerants.



## EcoDesign affected applications

From the 1st July 2018, only condensing units that achieve certain energy performance ratings can get the CE marking and be sold in the EU territories.

ENTR Lot 1 **2015/1095 and 2015/1094** for Professional Refrigeration:



### IMPACTED APPLICATIONS

- Condensing units
- Professional refrigerated storage cabinets
- Blast cabinets
- Process chillers



### SEASONAL ENERGY PERFORMANCE RATIO (SEPR)

SEPR value for:

- Low temperatures: above 2 kW
- Medium temperatures: above 5 kW
- Below these limits: COP

## Minimum Energy Performance Standards for condensing units

Medium temperatures ( $-10^{\circ}\text{C}$ ) / kW*	0.2-1	1-5	5-20	20-50
COP	1.4	1.6		
SEPR**			2.55	2.65

Low temperatures ( $-35^{\circ}\text{C}$ ) / kW*	0.1-0.4	0.4-2	2-8	8-20
COP	0.8	0.95		
SEPR**			1.6	1.7

\* Rated capacity at full load with ambient temperature set at  $32^{\circ}\text{C}$  (Standards: EN13215 and 13771-2).

\*\* The Seasonal Energy Performance Ratio provides cooling performances at standard rating conditions. It is representative of the variations in load and ambient temperatures throughout the year, and calculated as the ratio between annual cooling demand and annual electricity consumption (Standards: EN13215 and 13771-2 and EcoDesign Directive 2009/125/EC).

# Optyma™ Slim Pack

## Light on refrigerant, heavy on efficiency

Get it all with Optyma™ **Slim Pack**. It combines quiet operation and more value for money with an energy-efficient and compact solution.


# 2.9 kg

Less refrigerant on  
bigger sizes for more  
savings



### Quick and safe installation and service

Enjoy fast and easy installation with the main switch, service valves, and quick connections. Additionally, the easy-to-clean Microchannel condenser saves you time and effort on servicing.



### High SEPR

All models in the range are highly efficient and well above EcoDesign 2018 thresholds, contributing to a reduction in energy costs.



### Suitable for residential areas

It operates up to 7 dB(A) lower than other packaged units of the same capacity and the fan-speed controller further reduces the sound level by up to 4 dB(A).



### Optimized footprint for floor and wall mounting

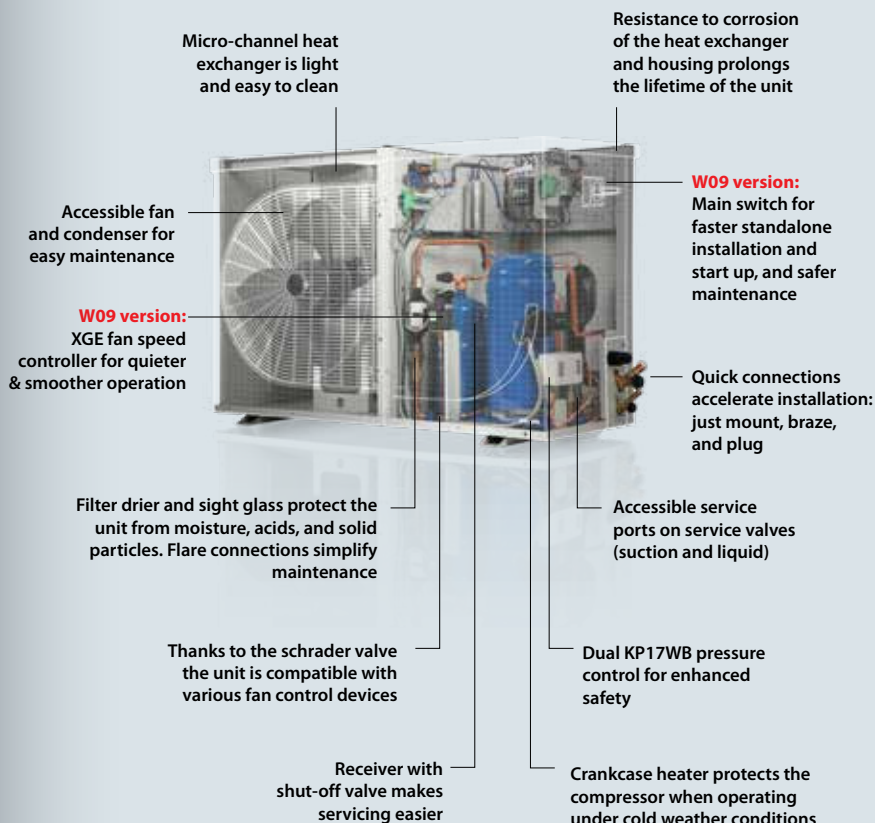
Thanks to its slim design and low weight, it is easy to transport and handle during installation – particularly for wall mounting.

### W09 FEATURES

- Preset fan-speed controller for quieter operation
- Main switch for faster stand-alone installation and start-up, and safer maintenance



## Standard range (W05) and upgraded range (W09)



## High SEPR/COP cuts energy costs

E.g. in a cold room where fruit & vegetables are stored and with 2.7 kW of cooling capacity.

### Optyma™ Slim Pack MBP unit vs equivalent unit in the market\*

Cooling cap.:  
2.7 kW  
Refrigerant:  
R134a



UNIT	Danfoss	Market
COP	2.18	1.70
USAGE	~ 8 245 kWh	~ 10 636 kWh

## Annual energy consumption saved: 2 391 kWh

Savings based on cost of energy:

FRANCE: 0.11€ / 1 KWH = 2 391 x 0.11 = 263€

UK: 0.15€ / 1 KWH = 2 391 x 0.15 = 359€

GERMANY: 0.20€ / 1 KWH = 2 391 x 0.20 = 478€

**478€** annual electricity savings made  
by your customer in Germany

\* Source: Danfoss

# Optyma™ Slim Pack

Refrigerants with a GWP level below 2500

## R449A – MBP

Model	Version	Phases	Code no.	Cooling capacity in [kW] at evaporating temp. -10°C	Rated COP	SEPR	Annual electricity consumption [kWh]	Sound pressure level @10m dB(A)
OP-MSYM009	W05	1	114X7108	0.80	1.89			31
	W09	1	114X7133					
OP-MSYM012	W05	1	114X7109	1.10	1.89			34
	W09	1	114X7134					
OP-MSYM014	W05	1	114X7110	1.15	1.60			29
	W09	1	114X7135					
OP-MSBM018	W05	1	114X7111	1.47	1.91			39
	W09	1	114X7136					
OP-MSBM024	W05	1	114X7097	1.85	2.08			33
	W09	1	114X7194					
OP-MSBM026	W05	1	114X7083	2.05	1.97			36
	W09	1	114X7190					
	W05	3	114X7093					
	W09	3	114X7192					
OP-MSBM034	W05	1	114X7084	2.55	1.92			37
	W09	1	114X7191					
	W05	3	114X7094					
	W09	3	114X7193					
OP-MSXM034	W05	1	114X7061	3.34	2.07			38
	W09	1	114X7195					
	W05	3	114X7062					
	W09	3	114X7196					
OP-MSXM044	W09	1	114X7211	4.19	1.98			38
	W09	3	114X7212					
OP-MSXM046	W05	1	114X7063	4.44	2.03			38
	W09	1	114X7197					
	W05	3	114X7064					
	W09	3	114X7198					
OP-MSXM057	W05	1	114X7065	5.28	1.84	3.15	11 624	38
	W09	1	114X7199					
	W05	3	114X7066					
	W09	3	114X7200					
OP-MSXM068	W05	1	114X7067	6.77	2.20	3.48	13 040	39
	W09	1	114X7201					
	W05	3	114X7068					
	W09	3	114X7202					
OP-MSXM080	W05	1	114X7069	7.80	2.14	3.49	16 095	39
	W09	1	114X7203					
	W05	3	114X7070					
	W09	3	114X7204					
OP-MSXM099	W05	3	114X7071	9.59	2.09	3.46	17 724	39
	W09	3	114X7205					
OP-MSXM108	W05	3	114X7072	10.17	1.96	3.31	19 632	39
	W09	3	114X7206					

## R448A – MBP

Model	Version	Phases	Code no.	Cooling capacity in [kW] at evaporating temp. -10°C	Rated COP	SEPR	Annual electricity consumption [kWh]	Sound pressure level @10m dB(A)
OP-MSXM034	W05	1	114X7061	3.35	2.07			38
	W09	1	114X7195					
	W05	3	114X7062					
	W09	3	114X7196					
OP-MSXM044	W05	1	114X7161	4.19	1.98			38
	W09	1	114X7211					
	W05	3	114X7162					
	W09	3	114X7212					
OP-MSXM046	W05	1	114X7063	4.45	2.03			38
	W09	1	114X7197					
	W05	3	114X7064					
	W09	3	114X7198					
OP-MSXM057	W05	1	114X7065	5.29	1.84	3.15	11 634	38
	W09	1	114X7199					
	W05	3	114X7066					
	W09	3	114X7200					
OP-MSXM068	W05	1	114X7067	6.78	2.20	3.48	13 054	39
	W09	1	114X7201					
	W05	3	114X7068					
	W09	3	114X7202					
OP-MSXM080	W05	1	114X7069	7.81	2.14	3.49	16 109	39
	W09	1	114X7203					
	W05	3	114X7070					
	W09	3	114X7204					
OP-MSXM099	W05	3	114X7071	9.60	2.09	3.46	17 740	39
	W09	3	114X7205					
OP-MSXM108	W05	3	114X7072	10.18	1.96	3.31	19 649	39
	W09	3	114X7206					

Did you know?

### Refrigerants flexibility across our ranges:

**OP-MSXM057:** The "X" letter means that this model is also compatible with multiple refrigerants such as R134a or R407F. This simplifies stock and logistics and reduces costs. Check our designation for the options.

Conditions EN 13215 (dew point): +32°C ambient temp., superheat 10K, subcooling 0K  
Rated COP, SEPR & annual electricity consumption at EcoDesign rating conditions:  
+32°C ambient, subcooling 0 K, RGT20°C  
Values refer to 3-phase units

For regular updates and detailed capacities, please refer to Coolselector®2 software  
[coolselector.danfoss.com](http://coolselector.danfoss.com)





# Optyma™ Slim Pack

Refrigerants with a GWP level below 2500

## R134a – MBP

Model	Version	Phases	Code no.	Cooling capacity in [kW] at evaporating temp. -10°C	Rated COP	SEPR	Annual electricity consumption [kWh]	Sound pressure level @10m dB(A)
OP-MSGM012	W05	1	114X7099	0.64	1.71			31
	W09	1	114X7207					
OP-MSGM015	W05	1	114X7100	0.72	1.64			32
	W09	1	114X7208					
OP-MSGM018	W05	1	114X7101	0.86	1.61			32
	W09	1	114X7131					
OP-MSGM021	W05	1	114X7102	1.03	1.74			32
	W09	1	114X7132					
OP-MSGM026	W05	1	114X7103	1.28	1.80			31
	W09	1	114X7209					
OP-MSGM033	W05	1	114X7104	1.66	2.02			36
	W09	1	114X7210					
OP-MSXM034	W05	1	114X7061	2.16	2.25			38
	W09	1	114X7195					
	W05	3	114X7062					
	W09	3	114X7196					
OP-MSXM044	W05	1	114X7161	2.74	2.23			38
	W09	1	114X7211					
	W05	3	114X7162					
	W09	3	114X7212					
OP-MSXM046	W05	1	114X7063	2.92	2.33			38
	W09	1	114X7197					
	W05	3	114X7064					
	W09	3	114X7198					
OP-MSXM057	W05	1	114X7065	3.54	2.28			38
	W09	1	114X7199					
	W05	3	114X7066					
	W09	3	114X7200					
OP-MSXM068	W05	1	114X7067	4.38	2.37			39
	W09	1	114X7201					
	W05	3	114X7068					
	W09	3	114X7202					
OP-MSXM080	W05	1	114X7069	5.09	2.26	3.43	10 684	39
	W09	1	114X7203					
	W05	3	114X7070					
	W09	3	114X7204					
OP-MSXM099	W05	3	114X7071	6.29	2.46	3.83	10 365	39
	W09	3	114X7205					
OP-MSXM108	W05	3	114X7072	6.64	2.40	3.74	11 205	39
	W09	3	114X7206					

## R513A – MBP

Model	Version	Phases	Code no.	Cooling capacity in [kW] at evaporating temp. -10°C	Rated COP	SEPR	Annual electricity consumption [kWh]	Sound pressure level @10m dB(A)
OP-MSGM012	W05	1	114X7099	0.66	1.68			31
	W09	1	114X7207					
OP-MSGM015	W05	1	114X7100	0.74	1.61			32
	W09	1	114X7208					
OP-MSGM018	W05	1	114X7101	0.88	1.57			32
	W09	1	114X7131					
OP-MSGM021	W05	1	114X7102	1.06	1.69			32
	W09	1	114X7132					
OP-MSGM026	W05	1	114X7103	1.36	1.82			31
	W09	1	114X7209					
OP-MSGM033	W05	1	114X7104	1.76	2.03			36
	W09	1	114X7210					
OP-MSXM034	W05	1	114X7061	2.25	2.25			38
	W09	1	114X7195					
	W05	3	114X7062					
	W09	3	114X7196					
OP-MSXM044	W05	1	114X7161	2.87	2.31			38
	W09	1	114X7211					
	W05	3	114X7162					
	W09	3	114X7212					
OP-MSXM046	W05	1	114X7063	3.04	2.31			38
	W09	1	114X7197					
	W05	3	114X7064					
	W09	3	114X7198					
OP-MSXM057	W05	1	114X7065	3.70	2.29			38
	W09	1	114X7199					
	W05	3	114X7066					
	W09	3	114X7200					
OP-MSXM068	W05	1	114X7067	4.65	2.48			39
	W09	1	114X7201					
	W05	3	114X7068					
	W09	3	114X7202					
OP-MSXM080	W05	1	114X7069	5.41	2.54	3.82	10 745	39
	W09	1	114X7203					
	W05	3	114X7070					
	W09	3	114X7204					
OP-MSXM099	W05	3	114X7071	6.60	2.43	3.71	11 388	39
	W09	3	114X7205					
OP-MSXM108	W05	3	114X7072	7.01	2.36	3.73	12 036	39
	W09	3	114X7206					

Conditions EN 13215 (dew point): +32°C ambient temp., superheat 10K, subcooling 0K  
 Rated COP, SEPR & annual electricity consumption at EcoDesign rating conditions:  
 +32°C ambient, subcooling 0 K, RGT20°C  
 Values refer to 3-phase units

# Optyma™ Slim Pack

Refrigerants with a GWP level below 2500

## R452A – MBP

Model	Version	Phases	Code no.	Cooling capacity in [kW] at evaporating temp. -10°C	Rated COP	SEPR	Annual electricity consumption [kWh]	Sound pressure level @10m dB(A)
OP-MSBM018	W05	1	114X7111	1.39	1.64			39
	W09	1	114X7136					
OP-MSBM24	W05	1	114x7097	1.78	1.83			33
	W09	1	114X7194					
OP-MSBM026	W05	1	114X7083	1.95	1.70			36
	W09	1	114X7190					
	W05	3	114X7093					
	W09	3	114X7192					
OP-MSBM034	W05	1	114X7084	2.50	1.72			37
	W09	1	114X7191					
	W05	3	114X7094					
	W09	3	114X7193					
OP-MSXM034	W05	1	114X7061	3.33	2.02			38
	W09	1	114X7195					
	W05	3	114X7062					
	W09	3	114X7196					
OP-MSXM044	W05	1	114X7161	4.23	2.03			38
	W09	1	114X7211					
	W05	3	114X7162					
	W09	3	114X7212					
OP-MSXM046	W05	1	114X7063	4.47	2.03			38
	W09	1	114X7197					
	W05	3	114X7064					
	W09	3	114X7198					
OP-MSXM057	W05	1	114X7065	5.50	2.02	3.37	11 399	38
	W09	1	114X7199					
	W05	3	114X7066					
	W09	3	114X7200					
OP-MSXM068	W05	1	114X7067	6.73	2.10	3.39	13 580	39
	W09	1	114X7201					
	W05	3	114X7068					
	W09	3	114X7202					
OP-MSXM080	W05	1	114X7069	7.80	2.09	3.44	16 126	39
	W09	1	114X7203					
	W05	3	114X7070					
	W09	3	114X7204					
OP-MSXM099	W05	3	114X7071	9.62	2.03	3.33	18 772	39
	W09	3	114X7205					
OP-MSXM108	W05	3	114X7072	10.37	2.00	3.39	19 878	39
	W09	3	114X7206					

## R452A – LBP

Model	Version	Phases	Code no.	Cooling capacity in [kW] at evaporating temp. -35°C	Rated COP	SEPR	Annual electricity consumption [kWh]	Sound pressure level @10m dB(A)
OP-LSQM014	W05	1	114X7106	0.38	0.96			32
	W09	1	114X7129					
OP-LSQM018	W05	1	114X7107	0.40	0.95			32
	W09	1	114X7130					
OP-LSQM026	W05	1	114X7085	0.58	0.96			36
	W09	1	114X7179					
OP-LSQM034	W05	1	114X7086	0.74	0.95			37
	W09	1	114X7180					
OP-LSQM048	W05	1	114X7087	0.95	1.07			40
	W09	1	114X7181					
	W05	3	114X7088					
	W09	3	114X7182					
OP-LSQM074	W05	1	114X7095	1.22	0.98			44
	W09	1	114X7185					
	W05	3	114X7096					
	W09	3	114X7186					
OP-LSQM068	W05	1	114X7089	1.46	1.16			40
	W09	1	114X7183					
	W05	3	114X7090					
	W09	3	114X7184					
OP-LSQM067	W05	3	114X7091	2.31	1.18	1.67	11 915	40
	W09	3	114X7187					
OP-LSQM084	W05	3	114X7092	2.82	1.16	1.60	14 818	42
	W09	3	114X7188					
OP-LSQM098	W05	3	114X7075	3.29	1.16	1.61	17 223	43
	W09	3	114X7189					

# Optyma™ Slim Pack

Refrigerants with a GWP level above 2500

## R404A – MBP

Model	Version	Phases	Code no.	Cooling capacity in [kW] at evaporating temp. -10°C	Rated COP	SEPR	Annual electricity consumption [kWh]	Sound pressure level @10m dB(A)
OP-MSYM009	W05	1	114X7108	0.91	1.99			32
	W09	1	114X7133					
OP-MSYM012	W05	1	114X7109	1.24	2.01			34
	W09	1	114X7134					
OP-MSYM014	W05	1	114X7110	1.28	1.69			29
	W09	1	114X7135					
OP-MSBM018	W05	1	114X7111	1.67	1.93			39
	W09	1	114X7136					
OP-MSBM024	W05	1	114x7097	2.07	2.07			33
	W09	1	114X7194					
OP-MSBM026	W05	1	114X7083	2.29	1.95			36
	W09	1	114X7190					
	W05	3	114X7093					
	W09	3	114X7192					
OP-MSBM034	W05	1	114X7084	2.82	1.89			37
	W09	1	114X7191					
	W05	3	114X7094					
OP-MSXM034	W09	3	114X7193	3.40	2.11			38
	W05	1	114X7061					
	W09	1	114X7195					
	W05	3	114X7062					
OP-MSXM044	W09	3	114X7196	4.31	2.07			38
	W05	1	114X7161					
	W09	1	114X7211					
	W05	3	114X7162					
OP-MSXM046	W09	3	114X7212	4.51	2.03			38
	W05	1	114X7063					
	W09	1	114X7197					
	W05	3	114X7064					
OP-MSXM057	W09	3	114X7198	5.25	1.76	3.01	11 803	38
	W05	1	114X7065					
	W09	1	114X7199					
	W05	3	114X7066					
OP-MSXM068	W09	3	114X7200	7.18	2.31	3.73	12 731	39
	W05	1	114X7067					
	W09	1	114X7201					
	W05	3	114X7068					
OP-MSXM080	W09	3	114X7202	8.35	2.29	3.71	16 158	39
	W05	1	114X7069					
	W09	1	114X7203					
	W05	3	114X7070					
OP-MSXM099	W09	3	114X7204	9.65	2.04	3.37	18 672	39
	W05	3	114X7071					
	W09	3	114X7205					
OP-MSXM108	W05	3	114X7072	10.32	2	3.31	20 330	39
	W09	3	114X7206					

## R404A – LBP

Model	Version	Phases	Code no.	Cooling capacity in [kW] at evaporating temp. -35°C	Rated COP	SEPR	Annual electricity consumption [kWh]	Sound pressure level @10m dB(A)
OP-LSQM014	W05	1	114X7106	0.44	1.03			29
	W09	1	114X7129					
OP-LSQM018	W05	1	114X7107	0.48	1.07			29
	W09	1	114X7130					
OP-LSQM026	W05	1	114X7085	0.65	1.01			36
	W09	1	114X7179					
OP-LSQM034	W05	1	114X7086	0.83	0.98			37
	W09	1	114X7180					
OP-LSQM048	W05	1	114X7087	1.00	1.13			40
	W09	1	114X7181					
	W05	3	114X7088					
	W09	3	114X7182					
OP-LSQM074	W05	1	114X7095	1.43	1.07			44
	W09	1	114X7185					
	W05	3	114X7096					
OP-LSQM068	W09	3	114X7186	1.63	1.14			40
	W05	1	114X7089					
	W09	1	114X7183					
	W05	3	114X7090					
OP-LSQM067	W09	3	114X7184	2.60	1.19	1.65	13 276	40
	W05	3	114X7091					
	W09	3	114X7187					
OP-LSQM084	W05	3	114X7092	3.11	1.21	1.67	15 715	42
	W09	3	114X7188					
OP-LSQM098	W05	3	114X7075	3.61	1.24	1.72	17 766	43
	W09	3	114X7189					

Did you know?

From 1st January 2020, R404A is banned in new installations in Europe. Only recycled refrigerant is allowed for servicing.

Conditions EN 13215 (dew point): +32°C ambient temp., superheat 10K, subcooling 0K  
 Rated COP, SEPR & annual electricity consumption at EcoDesign rating conditions:  
 +32°C ambient, subcooling 0 K, RGT20°C  
 Values refer to 3-phase units

# Optyma™ Plus


## Equipped for **quietness** and **top performance**

The same robust quality with added technology and smarter design. That's a seriously cool combination.



### Quick and safe installation and service

It is another step forward in plug and play. It will not just save you valuable time in installation, set up and service, it will also reduce your customers' bill.



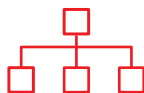
### High SEPR

All models in the range are highly efficient and well above EcoDesign 2018 thresholds, contributing to a reduction in energy costs.



### The best sound performance in the market

Due to its long-life compressor, acoustic insulation, component design as well as intelligent fan speed reduction during low capacity operation.



### Connectivity

Contributes to considerable energy savings, making the Optyma™ Plus up to 20% more economical than an equivalent product.



## High efficiency to the top

### In-field stacking cuts costs

With its unique load-bearing design, it's possible to stack units in the field. This cuts installation time, and saves on carpentry and brackets to reduce cost.

### Compact cabinet speeds installation

New compact design makes it easier to handle when fitting in tight spaces, saving installation time.



### Accessibility to speed up service

Easier and quicker accessibility to all components with new double door design – saves time during servicing, maintenance and repair.

### Intelligent technology speeds start-up and enhances reliability

Preset parameters make it easier to get it right from the start. Fewer mistakes reduce the risk of damage and save time and money on repairs.

## High SEPR/COP cuts energy costs

E.g. in a cold room where frozen food is stored and with 4.2 kW of cooling capacity.

### Optyma™ Plus LBP unit vs equivalent unit in the market\*

Cooling cap.:  
4.2 kW  
Refrigerant:  
R452A



UNIT	Danfoss	Market
COP	1.08	0.97
USAGE	~ 25 820 kWh	~ 30 012 kWh

## Annual energy consumption saved: 4 192 kWh

Savings based on cost of energy:

FRANCE: 0.11€ / 1 KWH = 4 192 x 0.11 = 461€

UK: 0.15€ / 1 KWH = 4 192 x 0.15 = 629€

GERMANY: 0.20€ / 1 KWH = 4 192 x 0.20 = 838€

**848€** annual electricity savings made by your customer in Germany

\* Source: Danfoss

# Optyma™ Plus with liquid injection

## Inject a little simplicity and reliability into your installations

The introduction of electronic liquid injection technology on LBP models enables precise temperature control of the application with an extended operating envelope.



### Avoid system breakdown at hot ambient temperatures

The electronic liquid injection helps manage higher discharge temperatures, maintaining best-in-class operating conditions at up to 43°C ambient temperature.



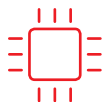
### Reliable over time

The electronic management ensures that the right quantity of liquid is injected into the compressor and increases the system's reliability.



### Streamline the refrigerant bottles

Choose one sustainable and economic refrigerant for positive and negative application temperatures: R448A or R449A.



### Simple and pre-set safe modulation

The electronic module is pre-programmed to protect the compressor against high discharge temperatures - increasing the system's lifespan.



## Refrigerants with a GWP level below 2500

### R448A/R449A\* – MBP

Model	Phases	Code no.	Cooling capacity in [kW] at evaporating temperature -10°C	Rated COP	SEPR	Annual electricity consumption [kWh]	Sound pressure level @10m dB(A)
OP-MPYM008	1	114X4119	0.75	1.93			29
OP-MPYM009	1	114X4120	0.80	1.89			30
OP-MPYM012	1	114X4121	1.10	1.89			32
OP-MPYM014	1	114X4122	1.15	1.60			29
OP-MPBM018	1	114X4230	1.47	1.91			36
OP-MPBM024	1	114X4200	1.85	2.08			36
OP-MPBM026	1	114X4212	2.05	1.97			36
	3	114X4213					
OP-MPBM034	1	114X4226	2.56	1.94			36
	3	114X4227					
OP-MPXM034	1	114X4261	3.34	2.07			37
	3	114X4264					
OP-MPXM046	1	114X4281	4.44	2.03			37
	3	114X4284					
OP-MPXM057	1	114X4290	5.28	1.84	3.15	11 624	37
	3	114X4293					
OP-MPXM068	1	114X4308	6.77	2.20	3.48	13 040	38
	3	114X4311					
OP-MPXM080	1	114X4321	7.80	2.14	3.49	16 095	38
	3	114X4324					
OP-MPXM108	3	114X4344	10.17	1.96	3.31	19 632	44
OP-MPXM125	3	114X4414	12.14	2.12	3.42	22 726	46
OP-MPXM162	3	114X4434	14.92	1.91	3.13	14 002	46

### R448A/R449A\* – LBP

Model	Phases	Code no.	Cooling capacity in [kW] at evaporating temperature -35°C	Rated COP	SEPR	Annual electricity consumption [kWh]	Sound pressure level @10m dB(A)
OP-LPOM067	3	114X3371	2.34	1.12	1.60	12 537	40
OP-LPOM084	3	114X3372	2.94	1.15	1.64	15 390	42
OP-LPOM098	3	114X3373	3.49	1.23	1.75	17 035	43
OP-LPOM120	3	114X3485	4.29	1.20	1.65	22 019	47
OP-LPOM168	3	114X3486	6.07	1.30	1.81	28 436	47

\*Cooling capacities are for R449A

Conditions EN 13215 (dew point): +32°C ambient temp., superheat 10K, subcooling 0K  
 Rated COP, SEPR & annual electricity consumption at EcoDesign rating conditions:  
 +32°C ambient, subcooling 0 K, RGT20°C  
 Values refer to 3-phase units



# Optyma™ Plus

Refrigerants with a GWP level below 2500

## R134a – MBP

Model	Phases	Code no.	Cooling capacity in [kW] at evaporating temperature -10°C	Rated COP	SEPR	Annual electricity consumption [kWh]	Sound pressure level @10m dB(A)
OP-MPGM033	1	114X4220	1.66	2.05			36
OP-MPXM034	1	114X4261	2.16	2.25			37
	3	114X4264					
OP-MPXM046	1	114X4281	2.92	2.33			37
	3	114X4284					
OP-MPXM057	1	114X4290	3.54	2.28			37
	3	114X4293					
OP-MPXM068	1	114X4308	4.38	2.37			38
	3	114X4311					
OP-MPXM080	1	114X4321	5.09	2.26	3.43	10 684	38
	3	114X4324					
OP-MPXM108	3	114X4344	6.64	2.40	3.74	11 215	44
OP-MPXM125	3	114X4414	7.98	2.23	3.40	14 818	46
OP-MPXM162	3	114X4434	10.25	2.25	3.46	18 715	46

## R513A – MBP

Model	Phases	Code no.	Cooling capacity in [kW] at evaporating temperature -10°C	Rated COP	SEPR	Annual electricity consumption [kWh]	Sound pressure level @10m dB(A)
OP-MPGM033	1	114X4220	1.76	2.03			36
OP-MPXM034	1	114X4261	2.25	2.24			37
	3	114X4264					
OP-MPXM046	1	114X4281	3.04	2.31			37
	3	114X4284					
OP-MPXM057	1	114X4290	3.70	2.29			37
	3	114X4293					
OP-MPXM068	1	114X4308	4.65	2.48			38
	3	114X4311					
OP-MPXM080	1	114X4321	5.41	2.54	3.82	10 745	38
	3	114X4324					
OP-MPXM108	3	114X4344	7.01	2.36	3.73	12 036	44
OP-MPXM125	3	114X4414	8.46	2.46	3.66	14 798	46
OP-MPXM162	3	114X4434	10.33	2.13	3.15	21 018	46

## R452A – MBP

Model	Phases	Code no.	Cooling capacity in [kW] at evaporating temperature -10°C	Rated COP	SEPR	Annual electricity consumption [kWh]	Sound pressure level @10m dB(A)
OP-MPBM018	1	114X4230	1.39	1.64			33
OP-MPBM024	1	114X4200	1.78	1.83			33
OP-MPBM026	1	114X4212	1.95	1.70			36
	3	114X4213					
OP-MPBM034	1	114X4226	2.50	1.72			37
	3	114X4227					
OP-MPXM034	1	114X4261	3.33	2.02			38
	3	114X4264					
OP-MPXM046	1	114X4281	4.47	2.03			38
	3	114X4284					
OP-MPXM057	1	114X4290	5.49	2.02	3.37	11 399	38
	3	114X4293					
OP-MPXM068	1	114X4308	6.73	2.10	3.39	13 580	39
	3	114X4311					
OP-MPXM080	1	114X4321	7.80	2.09	3.44	16 126	39
	3	114X4324					
OP-MPXM108	3	114X4344	10.38	2.00	3.39	19 878	39
OP-MPXM125	3	114X4414	12.63	2.17	3.49	23 443	46
OP-MPXM162	3	114X4434	15.34	1.92	3.12	31 989	46

## R452A – LBP

Model	Phases	Code no.	Cooling capacity in [kW] at evaporating temperature -35°C	Rated COP	SEPR	Annual electricity consumption [kWh]	Sound pressure level @10m dB(A)
OP-LPQM017	1	114X3118	0.40	0.95			29
OP-LPQM026	1	114X3216	0.58	0.96			36
OP-LPQM048	1	114X3233	0.95	1.07			38
	3	114X3225					
OP-LPQM068	1	114X3249	1.22	0.98			39
	3	114X3241					
OP-LPQM074	1	114X3252	1.45	1.00			38
	3	114X3253					
OP-LPQM067	3	114X3371	2.30	1.34	1.74	11 721	40
OP-LPQM084	3	114X3372	2.82	1.29	1.70	14 622	42
OP-LPQM098	3	114X3373	3.28	1.27	1.70	17 028	43
OP-LPQM120	3	114X3485	4.26	1.39	1.88	21 007	47
OP-LPQM168	3	114X3486	6.06	1.38	1.84	28 990	47

Conditions EN 13215 (dew point): +32°C ambient temp., superheat 10K, subcooling 0K  
 Rated COP, SEPR & annual electricity consumption at EcoDesign rating conditions:  
 +32°C ambient, Subcooling 0 K, RGT20°C  
 Values refer to 3-phase units

# Optyma™ Plus

Refrigerants with a GWP level above 2500

## R404A – MBP

Model	Phases	Code no.	Cooling capacity in [kW] at evaporating temperature -10°C	Rated COP	SEPR	Annual electricity consumption [kWh]	Sound pressure level @10m dB(A)
OP-MPYM008	1	114X4119	0.85	2.11			29
OP-MPYM009	1	114X4120	0.91	1.99			30
OP-MPYM012	1	114X4121	1.24	2.01			32
OP-MPYM014	1	114X4122	1.28	1.69			29
OP-MPBM018	1	114X4230	1.67	1.93			36
OP-MPBM024	1	114X4200	2.07	2.07			36
OP-MPBM026	1	114X4212	2.29	1.95			36
	3	114X4213					
OP-MPBM034	1	114X4226	2.82	1.89			36
	3	114X4227					
OP-MPXM034	1	114X4261	3.40	2.11			37
	3	114X4264					
OP-MPXM046	1	114X4281	4.51	2.03			37
	3	114X4284					
OP-MPXM057	1	114X4290	5.25	1.76	3.01	11 803	37
	3	114X4293					
OP-MPXM068	1	114X4308	7.18	2.31	3.73	12 731	38
	3	114X4311					
OP-MPXM080	1	114X4321	8.35	2.29	3.71	16 158	38
	3	114X4324					
OP-MPXM108	3	114X4344	10.32	2	3.31	20 330	44
OP-MPXM125	3	114X4414	12.82	2.18	3.48	23 945	46
OP-MPXM162	3	114X4434	16.03	1.99	3.23	32 314	46

## R404A – LBP

Model	Phases	Code no.	Cooling capacity in [kW] at evaporating temperature -35°C	Rated COP	SEPR	Annual electricity consumption [kWh]	Sound pressure level @10m dB(A)
OP-LPQM017	1	114X3118	0.48	1.07			29
OP-LPQM026	1	114X3216	0.65	1.01			36
OP-LPQM048	1	114X3225	1.00	1.13			38
	3	114X3233					
OP-LPQM074	1	114X3252	1.60	1.06			38
	3	114X3253					
OP-LPQM068	1	114X3241	1.63	1.14			39
	3	114X3249					
OP-LPQM067	3	114X3371	2.60	1.21	1.69	13 079	40
OP-LPQM084	3	114X3372	3.11	1.23	1.77	15 519	42
OP-LPQM098	3	114X3373	3.61	1.26	1.75	17 570	43
OP-LPQM120	3	114X3485	4.69	1.27	1.84	23 295	47
OP-LPQM168	3	114X3486	6.24	1.25	1.91	29 980	47

Did you know?

From 1st January 2020, R404A is banned in new installations in Europe. Only recycled refrigerant is allowed for servicing.



For regular updates and detailed capacities, please refer to Coolselector®2 software  
[coolselector.danfoss.com](http://coolselector.danfoss.com)

Conditions EN 13215 (dew point): +32°C ambient temp., superheat 10K, subcooling 0K  
 Rated COP, SEPR & annual electricity consumption at EcoDesign rating conditions:  
 +32°C ambient, subcooling 0 K, RGT20°C  
 Values refer to 3-phase units

# Optyma™ Plus INVERTER

## Capacity modulation in a simple and adaptive package

Combines our market-leading expertise in condensing unit design with the unique benefits of stepless inverter scroll technology. The result is energy consumption reduced by up to 30% with better food preservation.



### Quick and safe installation and service

Preset parameters and Modbus communication makes start-up and maintenance of the condensing unit effortlessly quick and easy.



### High SEPR: 3.84 – certified by ASERCOM

All models in the range are highly efficient and well above EcoDesign 2018 thresholds, contributing to a reduction in energy costs.



### Accurate temperature control

Accurate temperature control and low in-rush current result in a more stable storage temperature and longer product shelf life.



### Extended capacity

Stepless compressor modulation - able to slow down and speed up from 30 to 100 RPS to save energy and match load fluctuations very accurately. The inverter drive incorporates smart logic to increase reliability during operation.



## Designed for ultimate efficiency

### Stepless capacity modulation

From 30 to 100 rps modulation leads to 20-30% higher energy efficiency compared to fixed-speed condensing units.

### Simple commissioning

Preset drive parameters with dedicated refrigeration software.

### Future-proof

Working with lower GWP refrigerants such as R448A and R449. Also compatible with R407A/F and R404A.



### Danfoss compressor and drive package

Dedicated to refrigeration with years of market application and validation.

### Simple plug-and-play installation

Safe, simple and hassle-free installation with tried-and-tested components.

### Full intelligent control through the Optyma™ Plus Controller

Control, alarm management, day & night operation, can connect to ADAP-KOOL® software, etc.

## High SEPR/COP cuts energy costs

E.g. in a cold room where meat is stored and with 9 kW of cooling capacity.

### Optyma™ Plus INVERTER MBP unit vs mechanically modulated technology\*

Cooling cap.:  
9 kW  
Refrigerant:  
R407F



UNIT	Danfoss	Market
SEPR	3.84	2.50
USAGE	~ 14 000 kWh	~ 21 600 kWh

## Annual energy consumption saved: 7 600 kWh

Savings based on cost of energy:

FRANCE: 0.11€ / 1 KWH = 7 600 x 0.11 = 836€

UK: 0.15€ / 1 KWH = 7 600 x 0.15 = 1 140€

GERMANY: 0.20€ / 1 KWH = 7 600 x 0.20 = 1 520€

**1 520€** annual electricity savings made by your customer in Germany

\* Source: Danfoss


# Optyma™ Plus INVERTER

Model	Code no.	Rotation per second (RPS)	Cooling capacity in [kW] at evaporating temperature -10°C		SEPR R448A/R449A	Annual electricity consumption [kWh]	Sound pressure level @10m dB(A)
			R448A/ R449A	R404A			
OP-MPPM028	114X4302	30	1.73	1.85	3.38	10 103	41
		75	4.27	4.57			42
		100	5.45	5.94			43
OP-MPPM035	114X4316	30	2.17	2.34	3.30	12 735	41
		75	5.25	5.66			43
		100	6.70	7.22			43
OP-MPPM044	114X4334	30	2.78	3.01	3.73	14 094	41
		75	6.57	7.11			43
		100	8.38	9.03			43

Conditions EN 13215 (dew point): +32°C ambient temp., superheat 10K, subcooling 0K  
EcoDesign rating conditions: +32°C ambient, subcooling 0 K, RGT20°C



For regular updates and detailed capacities, please refer to Coolselector®2 software  
[coolselector.danfoss.com](http://coolselector.danfoss.com)



## About Variable Speed technology

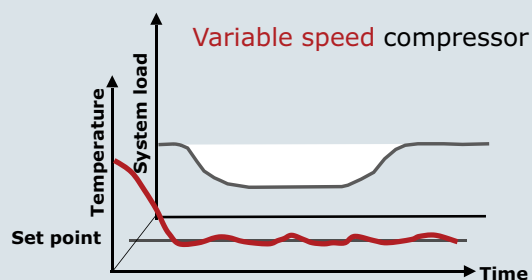
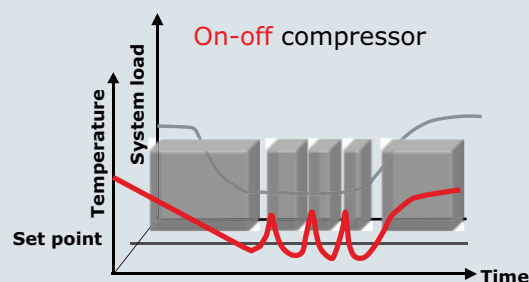
Refrigeration systems are usually designed for peak demand, which represents only a small percentage of actual operational time. Such oversizing leads to efficiency losses and extra costs for oversized equipment. Capacity modulation is a way to match cooling capacity to cooling demand.

There are several ways to modulate the cooling capacity in refrigeration systems. The most commonly used are on-off cycling, hot gas bypass, manifold configurations of multiple compressors, mechanical modulation and variable speed technology.

The variable speed method varies refrigerant flow by actually changing the speed of the compressor. An inverter compressor uses a variable frequency drive – also known as an inverter drive– to slow down or speed up the motor that drives the compressor. This is where inverter compressors bring most savings compared to alternative technologies.

Currently, three different market trends are converging to create growing demand for efficient and sustainable solutions:

- Application requirements (accurate temperature and humidity levels)
- Energy efficiency & environmental impact
- Intelligent systems and reliability



# Optyma™, Light Commercial – up to ~1.5 kW

Specially designed for key commercial applications such as glass door merchandisers, bottle coolers, chilled food or ice cream cabinets. To meet the latest guidelines while satisfying tomorrow's consumer needs, Danfoss compressors use the environmentally friendly R290 propane as a refrigerant.



## Faster and safer installation and maintenance

Schrader valve for easy charging of refrigerant, pre-wired e-box, ACB mini pressostat and ATEX class N fan motor for enhanced safety.



## Serviceability and compactness

Combo of drier and receiver in one piece, making it the ideal fit for compact systems and providing higher serviceability.



## R290 natural refrigerant

The major environmental benefits are obtained combining the use of the R290 with the design criteria of highly efficient compressors and EC fan motor.



## Universal

Most units are designed with rail concept, allowing easy condensed water evacuation, high airflow, and reduced height to fit display cabinets. Suited for high ambient temperatures thanks to EC fan ATEX class N.



## R290 unit



## Energy efficient, environmentally friendly and safe hydrocarbons

Hydrocarbons such as propane R290 have excellent thermodynamic properties, and in this respect they are as good as or better than HFC or HCFC refrigerants in most applications. When they are used responsibly and relevant norms are followed, hydrocarbons can be employed in a variety of refrigeration and air conditioning applications. Hydrocarbons can deliver high energy efficiency and have zero Ozone Depletion Potential (ODP) and negligible Global Warming Potential (GWP).



## Relevant norms & standards when working with hydrocarbon refrigerants:

### ATEX 94/9/EC Directive

Specifies the requirements for equipment intended for use in potentially explosive atmospheres (both electrical and mechanical). Organizations in EU must follow the directive to protect employees from explosion risk in areas with an explosive atmosphere.

### Pressure Equipment Directive 97/23/EC (PED)

The directive provides a legislative framework for pressurized equipment and assemblies.

### EN378 1-4

EN378 defines "best practice" for design, operation and maintenance. It is a harmonised standard, which ensures that all essential requirements in the PED are fulfilled.

### ISO 5149 1-4

The international safety standard defines "best practices" very similarly to EN378, but without referring to EU law.

### IEC 60335: International Standard

Specifies all requirements for small hermetically sealed household appliances (supports the EU Low Voltage Directive (2006/95/EC)). It deals with the safety of electrical appliances for household and similar purposes.



# Optyma™, Light Commercial – up to ~1.5 kW

Refrigerants with a GWP level below 2500

## R290 – MBP

Model	Version	Phase	Code no.	Cooling capacity in kW at evaporating temp. -10°C	Rated COP
OP-MCNC003	A09	1	114F1202	0.24	1.88
	A10	1	114F1203		
	A11	1	114F1201		
OP-MCNC004	A09	1	114F1205	0.34	1.88
	A10	1	114F1206		
	A11	1	114F1204		
OP-MCNC006	A09	1	114F1308	0.46	1.94
	A10	1	114F1309		
	A11	1	114F1307		
OP-MCNC008	A09	1	114F1411	0.64	2.03
	A10	1	114F1412		
	A11	1	114F1410		
OP-MCNC009	A09	1	114F1414	0.72	2.02
	A10	1	114F1415		
	A11	1	114F1413		
OP-MCNC011	A09	1	114F1417	0.83	1.93
	A10	1	114F1418		
	A11	1	114F1416		
OP-MCNC014	A09	1	114F1420	0.95	1.66
	A10	1	114F1421		
	A11	1	114F1419		
OP-MCNC016	A09	1	114F1623	1.11	1.79
	A10	1	114F1624		
	A11	1	114F1622		
OP-MCNC018	A09	1	114F1626	1.30	1.84
	A10	1	114F1627		
	A11	1	114F1625		
OP-MCNC020	A09	1	114F1629	1.45	1.79
	A10	1	114F1630		
	A11	1	114F1628		

## R452A – LBP

Model	Version	Phase	Code no.	Cooling capacity in kW at evaporating temp. -35°C	Rated COP
OP-LCQC004	A01	1	114X1221	0.12	0.81
OP-LCQC006	A01	1	114X1337	0.13	0.84
OP-LCQC008	A01	1	114X1341	0.19	0.88
OP-LCQC012	A01	1	114X1449	0.28	0.96
OP-LCQC012	A01	1	114X1569	0.33	0.98
OP-LCQC014	A01	1	114X1573	0.37	0.95

Conditions EN 13215 (dew point): +32°C ambient temp., superheat 10K, subcooling 0K  
Rated COP & SEPR at EcoDesign rating conditions: +32°C ambient, subcooling 0 K, RGT20°C



For regular updates and detailed capacities,  
please refer to Coolselector®2 software  
[coolselector.danfoss.com](http://coolselector.danfoss.com)

## R290 – LBP

Model	Version	Phase	Code no.	Cooling capacity in kW at evaporating temp. -35°C	Rated COP
OP-LCNC004	A09	1	114F0202	0.12	1.04
	A10	1	114F0203		
	A11	1	114F0201		
OP-LCNC006	A09	1	114F0205	0.15	1.06
	A10	1	114F0206		
	A11	1	114F0204		
OP-LCNC008	A09	1	114F0308	0.20	1.08
	A10	1	114F0309		
	A11	1	114F0307		
OP-LCNC011	A09	1	114F0411	0.31	1.15
	A10	1	114F0412		
	A11	1	114F0410		
OP-LCNC016	A09	1	114F0414	0.42	1.15
	A10	1	114F0415		
	A11	1	114F0413		
OP-LCNC023	A09	1	114F0417	0.52	1.03
	A10	1	114F0418		
	A11	1	114F0416		
OP-LCNC034	A09	1	114F0620	0.69	1.18
	A10	1	114F0621		
	A11	1	114F0619		

## R513A – MBP

Model	Version	Phase	Code no.	Cooling capacity in kW at evaporating temp. -10°C	Rated COP
OP-MCGC003	A00	1	114X0104	0.13	1.08
	A01	1	114X0105		
	A04	1	114X0107		
OP-MCGC004	A00	1	114X0108	0.15	1
	A01	1	114X0109		
	A04	1	114X0111		
OP-MCGC005	A00	1	114X0112	0.18	1.11
	A01	1	114X0113		
	A04	1	114X0115		
OP-MCGC006	A00	1	114X0200	0.28	1.51
	A01	1	114X0201		
	A04	1	114X0203		
OP-MCGC006	A00	1	114X0228	0.29	1.49
	A00	1	114X0216		
	A01	1	114X0217		
OP-MCGC007	A00	1	114X0224	0.35	1.45
	A01	1	114X0225		
	A04	1	114X0227		
OP-MCGC007	A00	1	114X0244	0.35	1.48
	A00	1	114X0204		
	A01	1	114X0205		
OP-MCGC010	A04	1	114X0223	0.41	1.41
	A00	1	114X0352		
	A00	1	114X0336		
OP-MCGC011	A01	1	114X0337	0.46	1.41
	A04	1	114X0339		
	A00	1	114X0340		
OP-MCGC012	A01	1	114X0341	0.52	1.41
	A04	1	114X0343		
	A00	1	114X0448		
OP-MCGC015	A01	1	114X0449	0.65	1.45
	A04	1	114X0451		
	A00	1	114X0568		
OP-MCGC021	A00	1	114X0564	0.86	1.41
	A01	1	114X0565		
	A04	1	114X0567		
OP-MCGC026	A01	1	114X0773	1.32	1.77
	A01	1	114X0781		
	A01	1	114X0781		

# Optyma™, Light Commercial – up to ~1.5 kW

Refrigerants with a GWP level below 2500    Refrigerants with a GWP level above 2500

## R134a – MBP

Model	Version	Phase	Code no.	Cooling capacity in kW at evaporating temp. -10°C	Rated COP
OP-MCGC003	A00	1	114X0104	0.13	1.08
	A01	1	114X0105		
	A04	1	114X0107		
OP-MCGC004	A00	1	114X0108	0.15	1
	A01	1	114X0109		
	A04	1	114X0111		
OP-MCGC005	A00	1	114X0112	0.18	1.11
	A01	1	114X0113		
	A04	1	114X0115		
OP-MCGC006	A00	1	114X0200	0.28	1.51
	A01	1	114X0201		
	A04	1	114X0203		
OP-MCGC006	A00	1	114X0228	0.29	1.49
OP-MCGC007	A00	1	114X0216	0.30	1.43
	A01	1	114X0217		
OP-MCGC008	A00	1	114X0224	0.35	1.45
	A01	1	114X0225		
	A04	1	114X0227		
OP-MCGC007	A00	1	114X0244	0.35	1.48
OP-MCGC008	A00	1	114X0204	0.39	1.56
	A01	1	114X0205		
OP-MCGC010	A04	1	114X0223	0.41	1.41
OP-MCGC008	A00	1	114X0352	0.41	1.48
	A00	1	114X0336		
	A01	1	114X0337		
OP-MCGC011	A04	1	114X0339	0.46	1.41
	A00	1	114X0340		
	A01	1	114X0341		
OP-MCGC012	A04	1	114X0343	0.52	1.41
	A00	1	114X0448		
	A01	1	114X0449		
OP-MCGC015	A04	1	114X0451	0.65	1.45
	A00	1	114X0568		
OP-MCGC021	A00	1	114X0568	0.88	1.41
OP-MCGC021	A00	1	114X0564	0.86	1.41
	A01	1	114X0565		
	A04	1	114X0567		
OP-MCGC026	A01	1	114X0773	1.32	1.77
OP-MCGC034	A01	1	114X0781	1.65	1.73

## R404A – MBP

Model	Version	Phase	Code no.	Cooling capacity in kW at evaporating temp. -10°C	Rated COP
OP-MCHC004	A00	1	114X0301	0.32	1.60
	A01	1	114X0302		
	A04	1	114X0303		
OP-MCHC006	A00	1	114X2316	0.50	1.41
	A01	1	114X2317		
	A04	1	114X2319		
OP-MCHC007	A00	1	114X2424	0.66	1.55
	A01	1	114X2425		
	A04	1	114X2427		
OP-MCHC010	A00	1	114X0403	0.85	1.74
	A01	1	114X0404		
	A04	1	114X0405		
OP-MCHC013	A00	1	114X0406	1.00	1.70
	A01	1	114X0407		
	A04	1	114X0408		
OP-MCHC015	A01	1	114X2649	1.27	1.60
	A04	1	114X2651		
OP-MCHC018	A01	1	114X0702	1.45	1.76
	A04	1	114X0703		
OP-MCHC021	A01	1	114X2765	1.72	1.74
	A04	1	114X2767		

## R404A – LBP

Model	Version	Phase	Code no.	Cooling capacity in kW at evaporating temp. -35°C	Rated COP
OP-LCHC004	A00	1	114X1208	0.09	0.80
	A01	1	114X1209		
	A04	1	114X1211		
OP-LCQC004	A01	1	114X1221	0.12	0.89
OP-LCHC006	A00	1	114X1216	0.15	0.80
	A01	1	114X1217		
	A04	1	114X1219		
OP-LCQC006	A01	1	114X1337	0.18	0.93
OP-LCHC007	A00	1	114X1328	0.19	0.89
	A01	1	114X1329		
	A04	1	114X1331		
OP-LCQC008	A01	1	114X1341	0.20	0.89
OP-LCHC008	A00	1	114X1304	0.20	0.87
	A01	1	114X1301		
	A04	1	114X1302		
OP-LCHC012	A00	1	114X1440	0.28	0.84
	A01	1	114X1441		
OP-LCHC012	A04	1	114X1443	0.31	0.83
OP-LCQC012	A01	1	114X1449	0.29	0.94
OP-LCHC015	A00	1	114X1548	0.34	0.81
	A01	1	114X1549		
	A04	1	114X1551		
OP-LCQC012	A01	1	114X1569	0.35	0.97
OP-LCQC014	A01	1	114X1573	0.40	0.95
OP-LCHC018	A00	1	114X1556	0.42	0.95
	A01	1	114X1557		
	A04	1	114X1559		
OP-LCHC021	A00	1	114X1600	0.47	0.97
	A01	1	114X1601		
	A04	1	114X1602		
OP-LCHC026	A01	1	114X1673	0.63	0.95
OP-LCHC034	A01	1	114X1781	0.89	1
	A04	1	114X1783		



For regular updates and detailed capacities, please refer to Coolselector®2 software  
[coolselector.danfoss.com](http://coolselector.danfoss.com)

Conditions EN 13215 (dew point): +32°C ambient temp., superheat 10K, subcooling 0K  
 Rated COP & SEPR at EcoDesign rating conditions: +32°C ambient, subcooling 0K, RGT20°C

# Optyma™, Commercial – from ~1.5 kW

Refrigerants with a GWP level below 2500

## R449A – MBP

Model	Phase	Code no.	Cooling capacity in kW at evaporating temp. -10°C	Rated COP	SEPR	Sound pressure level @10m dB(A)
OP-MCRN030	3	114X5721	2.06	1.93		45
	1	114X5722				
OP-MCRN038	3	114X5724	2.68	1.93		43
	1	114X5723				
OP-MCRN048	3	114X5726	3.57	2.09		43
	1	114X5728				
OP-MCRN054	3	114X5729	4.06	2.13		43
	1	114X5731				
OP-MCRN060	3	114X5732	4.58	1.96		43
	1	114X5734				
OP-MCRN068	3	114X5735	5.27	1.96	2.79	45
OP-MCRN086	3	114X5737	6.32	2.17	3.20	53
OP-MCRN096	3	114X5739	6.92	2.15	3.16	52
OP-MCRN108	3	114X5740	7.83	2.13	3.01	52
OP-MGRN108	3	114X5743	7.83	2.17	3.08	52
OP-MCRN121	3	114X5744	8.77	2.05	2.89	51
OP-MGRN121	3	114X5746	8.77	2.08	2.95	51
OP-MCRN136	3	114X5747	10.01	1.97	2.74	51
OP-MGRN136	3	114X5749	10.01	2	2.79	51
OP-MGRN171	3	114X5750	12.78	2.06	3.01	56
OP-MGRN215	3	114X5753	16.45	2.09	2.99	55
OP-MGRN242	3	114X5754	18.43	2.04	2.86	54
OP-MGRN271	3	114X5757	20.56	1.99	2.74	53

## R448A – MBP

Model	Phase	Code no.	Cooling capacity in kW at evaporating temp. -10°C	Rated COP	SEPR	Sound pressure level @10m dB(A)
OP-MCRN030	3	114X5721	2.06	1.93		45
	1	114X5722				
OP-MCRN038	3	114X5724	2.68	1.93		43
	1	114X5723				
OP-MCRN048	3	114X5726	3.57	2.09		43
	1	114X5728				
OP-MCRN054	3	114X5729	4.06	2.13		43
	1	114X5731				
OP-MCRN060	3	114X5732	4.58	1.96		43
	1	114X5734				
OP-MCRN068	3	114X5735	5.27	1.96	2.79	45
OP-MCRN086	3	114X5737	6.32	2.16	3.19	53
OP-MCRN096	3	114X5739	6.92	2.15	3.16	52
OP-MCRN108	3	114X5740	7.83	2.13	3.01	52
OP-MGRN108	3	114X5743	7.83	2.17	3.08	52
OP-MCRN121	3	114X5744	8.77	2.05	2.89	51
OP-MGRN121	3	114X5746	8.77	2.08	2.95	51
OP-MCRN136	3	114X5747	10.01	1.97	2.74	51
OP-MGRN136	3	114X5749	10.01	1.99	2.78	51
OP-MGRN171	3	114X5750	12.78	2.06	3.01	56
OP-MGRN215	3	114X5753	16.45	2.09	2.99	55
OP-MGRN242	3	114X5754	18.43	2.03	2.86	54
OP-MGRN271	3	114X5757	20.56	1.98	2.74	53

## R134a – MBP

Model	Phase	Code no.	Cooling capacity in kW at evaporating temp. -10°C	Rated COP	SEPR	Sound pressure level @10m dB(A)
OP-MCRN030	3	114X5721	1.29	1.82		45
	1	114X5722				
OP-MCRN038	3	114X5724	1.62	1.94		43
	1	114X5723				
OP-MCRN048	3	114X5726	2.01	1.85		43
	1	114X5728				
OP-MCRN054	3	114X5729	2.34	1.77		43
	1	114X5731				
OP-MCRN060	3	114X5732	3.01	1.92		43
	1	114X5734				
OP-MCRN068	3	114X5735	3.43	2.03		45
OP-MCRN086	3	114X5737	4.05	2.13		53
OP-MCRN096	3	114X5739	4.09	2.04		52
OP-MCRN108	3	114X5740	4.73	2.09		52
OP-MGRN108	3	114X5743	4.73	2.16		52
OP-MCRN121	3	114X5744	5.33	2.08	2.71	51
OP-MGRN121	3	114X5746	5.33	2.14	2.80	51
OP-MCRN136	3	114X5747	6.74	2.31	2.55	51
OP-MGRN136	3	114X5749	6.37	2.20	2.55	51
OP-MGRN171	3	114X5750	7.82	1.90	2.68	56
OP-MGRN215	3	114X5753	9.74	2.08	2.91	55
OP-MGRN242	3	114X5754	12.06	2.08	2.76	54
OP-MGRN271	3	114X5757	13.13	2.11	2.79	53

## R407C – MBP

Model	Phase	Code no.	Cooling capacity in kW at evaporating temp. -10°C	Rated COP	SEPR	Sound pressure level @10m dB(A)
OP-MCRN030	3	114X5721	1.84	1.89		45
	1	114X5722				
OP-MCRN038	3	114X5724	2.44	1.90		43
	1	114X5723				
OP-MCRN048	3	114X5726	3.29	2.05		43
	1	114X5728				
OP-MCRN054	3	114X5729	3.85	2.12		43
	1	114X5731				
OP-MCRN060	3	114X5732	4.39	1.97		43
	1	114X5734				
OP-MCRN068	3	114X5735	5.10	1.98	2.71	45
OP-MCRN086	3	114X5737	5.96	2.14	2.89	53
OP-MCRN096	3	114X5739	6.42	2.15	3	52
OP-MCRN108	3	114X5740	7.40	2.15	3.01	52
OP-MGRN108	3	114X5743	7.40	2.19	3.08	52
OP-MCRN121	3	114X5744	8.23	2.02	2.79	51
OP-MGRN121	3	114X5746	8.23	2.06	2.84	51
OP-MCRN136	3	114X5747	9.21	1.94	2.67	51
OP-MGRN136	3	114X5749	9.21	1.97	2.72	51
OP-MGRN171	3	114X5750	11.62	1.96	2.81	56
OP-MGRN215	3	114X5753	15.42	2.08	2.90	55
OP-MGRN242	3	114X5754	16.67	1.99	2.76	54
OP-MGRN271	3	114X5757	19.14	1.97	2.71	53

Conditions EN 13215 (dew point): +32°C ambient temp., superheat 10K, subcooling 0K  
 Rated COP & SEPR at EcoDesign rating conditions: +32°C ambient, subcooling 0 K, RGT20°C  
 Values refer to 3-phase units

# Optyma™, Commercial – from ~1.5 kW

Refrigerants with a GWP level below 2500

## R407A – MBP

Model	Phase	Code no.	Cooling capacity in kW at evaporating temp. -10°C	Rated COP	SEPR	Sound pressure level @10m dB(A)
OP-MCRN030	3	114X5721	1.94	1.84		45
	1	114X5722				
OP-MCRN038	3	114X5724	2.55	1.98		43
	1	114X5723				
OP-MCRN048	3	114X5728	3.56	2.06		43
	1	114X5726				
OP-MCRN054	3	114X5729	4.05	2.13		43
	1	114X5731				
OP-MCRN060	3	114X5732	4.61	2		43
	1	114X5734				
OP-MCRN068	3	114X5735	5.28	2.03	2.57	45
OP-MCRN086	3	114X5737	6.40	2.27	3.08	53
OP-MCRN096	3	114X5739	6.76	2.20	2.94	52
OP-MCRN108	3	114X5740	7.79	2.13	2.81	52
OP-MGRN108	3	114X5743	7.79	2.17	2.87	52
OP-MCRN121	3	114X5744	8.53	2.09	2.76	51
OP-MGRN121	3	114X5746	8.53	2.13	2.82	51
OP-MCRN136	3	114X5747	9.64	2.01	2.64	51
OP-MGRN136	3	114X5749	9.64	2.01	2.64	51
OP-MGRN171	3	114X5750	12.59	2.05	2.83	56
OP-MGRN215	3	114X5753	15.64	2.05	2.83	55
OP-MGRN242	3	114X5754	17.84	2.03	2.74	54
OP-MGRN271	3	114X5757	19.19	1.94	2.58	53

## R407F – MBP

Model	Phase	Code no.	Cooling capacity in kW at evaporating temp. -10°C	Rated COP	SEPR	Sound pressure level @10m dB(A)
OP-MCRN030	3	114X5721	2.04	1.82		45
	1	114X5722				
OP-MCRN038	3	114X5724	2.67	1.94		43
	1	114X5723				
OP-MCRN048	3	114X5726	3.76	2.05		43
	1	114X5728				
OP-MCRN054	3	114X5729	4.27	2.11		43
	1	114X5731				
OP-MCRN060	3	114X5732	4.84	1.97		43
	1	114X5734				
OP-MCRN068	3	114X5735	5.53	2	2.80	45
OP-MCRN086	3	114X5737	6.72	2.25	3.27	53
OP-MCRN096	3	114X5739	7.09	2.17	3.16	52
OP-MCRN108	3	114X5740	8.17	2.10	2.99	52
OP-MGRN108	3	114X5743	8.17	2.13	3.05	52
OP-MCRN121	3	114X5744	8.93	2.06	2.87	51
OP-MGRN121	3	114X5746	8.93	2.09	2.92	51
OP-MCRN136	3	114X5747	10.11	1.94	2.67	51
OP-MGRN136	3	114X5749	10.11	1.97	2.71	51
OP-MGRN171	3	114X5750	13.26	2.03	3.13	56
OP-MGRN215	3	114X5753	16.41	2.03	2.99	55
OP-MGRN242	3	114X5754	18.70	2	2.86	54
OP-MGRN271	3	114X5757	20.11	1.91	2.67	53

## R452A – MBP

Model	Phase	Code no.	Cooling capacity in kW at evaporating temp. -10°C	Rated COP	SEPR	Sound pressure level @10m dB(A)
OP-MCRN030	3	114X5721	2.28	2		45
	1	114X5722				
OP-MCRN038	3	114X5724	2.98	2.01		43
	1	114X5723				
OP-MCRN048	3	114X5726	3.71	2.04		43
	1	114X5728				
OP-MCRN054	3	114X5729	4.27	2.10		43
	1	114X5731				
OP-MCRN060	3	114X5732	4.69	1.89		43
	1	114X5734				
OP-MCRN068	3	114X5735	5.58	1.95	2.75	45
OP-MCRN086	3	114X5737	6.89	2.22	2.88	53
OP-MCRN096	3	114X5739	7.54	2.21	2.90	52
OP-MCRN108	3	114X5740	8.53	2.19	2.84	52
OP-MGRN108	3	114X5743	8.53	2.22	2.90	52
OP-MCRN121	3	114X5744	9.56	2.11	2.77	51
OP-MGRN121	3	114X5746	9.56	2.14	2.81	51
OP-MCRN136	3	114X5747	10.20	1.99	2.58	51
OP-MGRN136	3	114X5749	10.03	1.97	2.57	51
OP-MGRN171	3	114X5750	14.02	2.15	3.10	56
OP-MGRN215	3	114X5753	17.57	2.12	3.10	55
OP-MGRN242	3	114X5754	19.03	1.98	3.01	54
OP-MGRN271	3	114X5757	20.60	1.89	2.71	53

## R452A – LBP

Model	Phase	Code no.	Cooling capacity in kW at evaporating temp. -35°C	Rated COP	SEPR	Sound pressure level @10m dB(A)
OP-LCQN048	3	114X5758	0.87	1.03		42
	1	114X5759				
OP-LCQN068	3	114X5761	1.48	1.14		40
	1	114X5762				
OP-LCQN096	3	114X5764	1.73	1.04		51
OP-LGQN096	3	114X5766	2.14	1.30	1.70	51
OP-LCQN108	3	114X5768	2.66	1.32	1.88	47
OP-LGQN108	3	114X5769	2.66	1.37	1.95	47
OP-LGQN136	3	114X5771	3.28	1.26	1.69	47
OP-LCQN136	3	114X5772	3.28	1.23	1.65	47
OP-LGQN215	3	114X5774	4.73	1.11	1.63	55
OP-LGQN271	3	114X5776	6.14	1.17	1.66	55



For regular updates and detailed capacities, please refer to Coolselector®2 software  
[coolselector.danfoss.com](http://coolselector.danfoss.com)

Conditions EN 13215 (dew point): +32°C ambient temp., superheat 10K, subcooling 0K  
 Rated COP & SEPR at EcoDesign rating conditions: +32°C ambient, subcooling 0K, RGT20°C  
 Values refer to 3-phase units

# Optyma™, Commercial – from ~1.5 kW

Refrigerants with a GWP level above 2500

## R404A – MBP

Model	Phase	Code no.	Cooling capacity in kW at evaporating temp. -10°C	Rated COP	SEPR	Sound pressure level @10m dB(A)
OP-MCRN030	3	114X5721	2.22	1.88		45
	1	114X5722				
OP-MCRN038	3	114X5724	2.92	2.02		43
	1	114X5723				
OP-MCRN048	3	114X5726	4.02	2.08		43
	1	114X5728				
OP-MCRN054	3	114X5729	4.56	2.15		43
	1	114X5731				
OP-MCRN060	3	114X5732	5.17	2.01	2.85	43
	1	114X5734				
OP-MCRN068	3	114X5735	6.15	2.15	2.77	45
OP-MCRN086	3	114X5737	7.39	2.36	3.34	53
OP-MCRN096	3	114X5739	7.81	2.29	3.14	52
OP-MCRN108	3	114X5740	9.03	2.22	3.07	52
OP-MGRN108	3	114X5743	9.03	2.25	3.13	52
OP-MCRN121	3	114X5744	9.91	2.18	3.03	51
OP-MGRN121	3	114X5746	9.91	2.21	3.08	51
OP-MCRN136	3	114X5747	11.21	2.07	2.83	51
OP-MGRN136	3	114X5749	11.21	2.09	2.87	51
OP-MGRN171	3	114X5750	14.25	2.09	3.02	56
OP-MGRN215	3	114X5753	17.73	2.09	3.03	55
OP-MGRN242	3	114X5754	20.20	2.07	2.91	54
OP-MGRN271	3	114X5757	21.72	1.97	2.74	53

## R404A – LBP

Model	Phase	Code no.	Cooling capacity in kW at evaporating temp. -35°C	Rated COP	SEPR	Sound pressure level @10m dB(A)
OP-LCQN048	3	114X5758	0.92	1.09		42
	1	114X5759				
OP-LCQN068	3	114X5761	1.54	1.04		40
	1	114X5762				
OP-LCQN096	3	114X5764	1.72	1		51
OP-LGQN096	3	114X5766	2.07	1.21	1.6	51
OP-LCQN108	3	114X5768	2.50	1.21	1.68	47
OP-LGQN108	3	114X5769	2.50	1.25	1.74	47
OP-LGQN136	3	114X5771	3.14	1.16	1.70	47
OP-LCQN136	3	114X5772	3.14	1.13	1.66	47
OP-LGQN215	3	114X5774	4.98	1.12	1.62	55
OP-LGQN271	3	114X5776	6.66	1.17	1.62	55

Conditions EN 13215 (dew point): +32°C ambient temp., superheat 10K, subcooling 0K  
 Rated COP & SEPR at EcoDesign rating conditions: +32°C ambient, subcooling 0 K, RGT20°C  
 Values refer to 3-phase units





## Danfoss is with you **all the way**

Danfoss has a global market presence selling in **over 100 countries** and with factories, Application Development Centers (ADC) and laboratories all over the globe\*.

This global footprint ensures the highest level of **customer service and application expertise** with local technical support near you- speaking your language, and understanding your everyday needs and challenges. Backed by a wide distribution network trained to select, specify and sell our products, it's the guarantee that we are by your side, all the way.

For **24/7 support**, we have developed intuitive tools and apps to help you to make the right product selection, choose an alternative refrigerant, troubleshoot your installation or be trained to use natural refrigerants or the latest Danfoss products.

Learn more.  
Achieve more.

Cold room:  
**[coldroom.danfoss.com](http://coldroom.danfoss.com)**

Product selection:  
**[coolselector.danfoss.com](http://coolselector.danfoss.com)**

Free learning platform:  
**[learning.danfoss.com](http://learning.danfoss.com)**

Refrigerants and Energy Efficiency:  
**[refrigerants.danfoss.com](http://refrigerants.danfoss.com)**

\* Danfoss ADCs are located in:  
China - Haiyan and Wuqing  
Denmark - Nordborg  
India - Oragadam  
USA - Baltimore and Tallahassee

For more information, please contact your Danfoss sales office

Danfoss can accept no responsibility for possible errors in catalogues, brochures and other printed material. Danfoss reserves the right to alter its products without notice. This also applies to products already on order provided that such alterations can be made without subsequential changes being necessary in specifications already agreed. All trademarks in this material are property of the respective companies. Danfoss and the Danfoss logotype are trademarks of Danfoss A/S. All rights reserved.