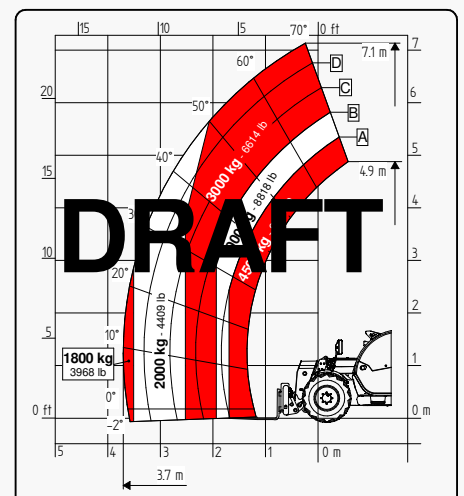
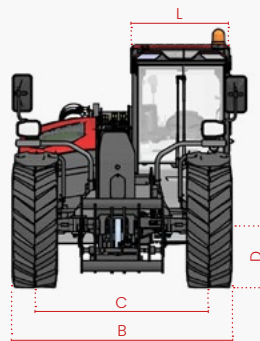
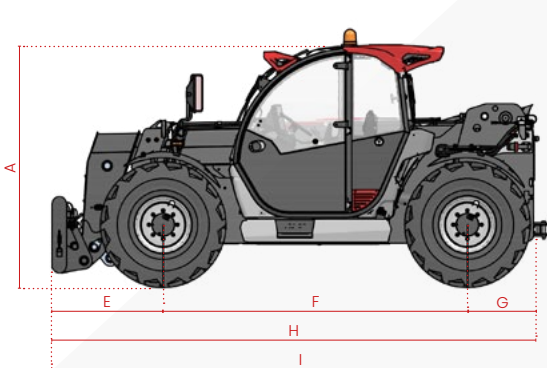


TECHNICAL SHEET  
**7.45 MIDDLE FS**



It brings to the attention of all potential customers, all recipients, and to the maximum extent possible, external interlocutors, that Faresin Industries S.p.A. adopts a general Disclaimer regarding the description of the technical and functional characteristics of its machineries, as well as the manner of their use, also with regard to their safety. The Disclaimer must be understood as having a general scope, and therefore Faresin Industries s.p.a. invites to know it, also by accessing the website: [www.faresindustries.com](http://www.faresindustries.com)



**FARESIN.COM**



# 7.45 MIDDLE FS

## TECHNICAL FEATURES

MODELS		7.45
<b>DIMENSIONS</b>		
[A] Height	mm	2.450
[B] Width	mm	2.310
[C] Track	mm	1.862
[D] Ground clearance	mm	350
[E] Front overhang	mm	1.007
[F] Pitch	mm	2.950
[G] Rear overhang	mm	804
[H] Length without tow hook	mm	4.761
[I] Length with tow hook	mm	4.922
[L] Cab width	mm	960
<b>WEIGHT</b>		
CLASSIC 75	kg	-
DYNAMIC 85	kg	-
PERFORMANCE 85	kg	-
EXCELLENCE 85	kg	-

MODELS		7.45
<b>DETAILS</b>		
Number of retracting sections	nr	1
Max flow rate	kg	4.500
Max lifting height	m	7,1
Horizontal max outreach	m	3,6
Outreach at max height	m	0,2
Swinging angle	°	144
<b>TANK CAPACITY</b>		
Hydraulic oil tank	l	120
Diesel tank	l	120

**NOTE: Dimensions defined on Dynamic version with 20" wheels**

● Standard    ○ Optional    - Not available

INSTALLATIONS	CLASSIC 75	DYNAMIC 85	PERFORMANCE 85	EXCELLENCE 85
<b>TRANSMISSION</b>				
Hydrostatic	single gear	single gear	2 mechanical gears	2 mechanical gears
Speed	km/h	30	40	40
<b>ENGINE STAGE IIIA</b>				
Manufactured	Deutz	Deutz	Deutz	Deutz
Power	kW/hp	75/102	85/115	85/115
Pulling force	daN	5.100	5.100	5.890
<b>HYDRAULICS</b>				
Pump type	gears	gears	LS piston	LS piston
Distributor	flow sharing	flow sharing	flow sharing	flow sharing
Hydraulic flow-rate	l/bar	100/250	120/250	150/250
<b>WHEELS</b>				
400/70 20	●	●	○	○
405/70 24	○	○	●	●
Steering radius	m	4	4,15	4,15
<b>VARIOUS</b>				
Joystick	electro-hydraulic proportional	electro-hydraulic proportional	electro-hydraulic proportional	CAN-BUS electro proportional
Quick coupling	○	○	○	●
Rear hydraulic connection	○	○	●	●
LED front lights	○	○	○	●
LED rear lights	●	●	●	●
LED front and rear work lights	○	○	●	●
Trailer lights rear socket	○	●	●	●
Fixed tow hook 12 t	○	●	●	●
Engine water preheating	○	○	○	○
Air conditioning	○	○	○	●
Ecofast Valve	N/D	N/D	●	●
Floating boom	○	○	○	●
Boom suspension	○	○	○	○
Manual 6-way diverter valve	○	○	○	●
BES (Boom Electric Socket)	○	○	○	○
Creeper	●	●	●	●
Constant front flow	●	●	●	●
Bucket mode	●	●	●	●
Radiator fan	proportional non-reversible	proportional non-reversible	proportional reversible	proportional reversible