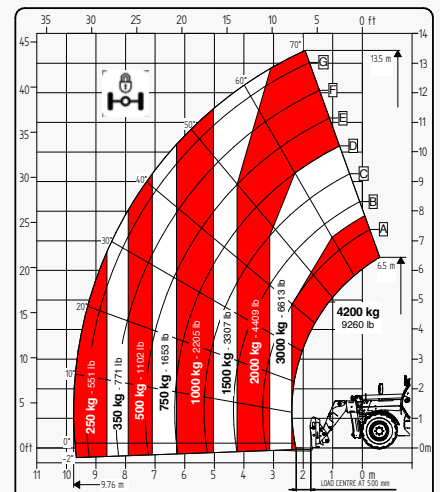
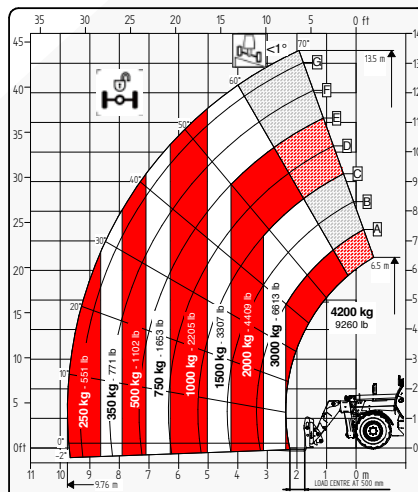
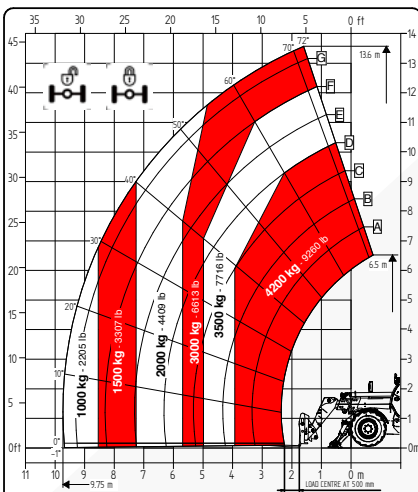


14.42 BIG RANGE



It brings to the attention of all potential customers, all recipients, and to the maximum extent possible, external interlocutors, that Faresin Industries S.p.A. adopts a general Disclaimer regarding the description of the technical and functional characteristics of its machineries, as well as the manner of their use, also with regard to their safety. The Disclaimer must be understood as having a general scope, and therefore Faresin Industries s.p.a. invites to know it, also by accessing the website: www.faresindustries.com



FARESIN.COM



14.42 BIG RANGE

TECHNICAL FEATURES

MODELS		14.42
DIMENSIONS		
[A] Height	mm	2500
[B] Width	mm	2331
[C] Gauge	mm	1862
[D] Ground clearance	mm	280
[E] Front overhang	mm	2180
[F] Pitch	mm	2950
[G] Rear overhang	mm	1240
[H] Width with stabilizers	mm	3418
[I] Length	mm	6370
[L] Cabin width	mm	960
WEIGHT		
Classic 55	kg	11000
Classic 74	kg	11110

MODELS		14.42
DETAILS		
Number of extracting sections	nr	2
Max capacity	kg	4200
Max lifting height	m	13,6
Max horizontal boom extension	m	9,75
Boom extension at max height	m	1,6
Swinging Angle	°	144
TANK CAPACITY		
Hydraulic oil tank	l	150
Diesel tank	l	120
CONNECTION FOR EQUIPMENT		
FH		●
EURO		○

Dimensions defined on model with wheels 405/70 20

CONFIGURATION		CLASSIC 55	CLASSIC 74
TRANSMISSION			
Hydrostatic		single gear	single gear
Speed	km/h	25	30
ENGINE STAGE V			
Builder		Deutz	Deutz
Power	kW/hp	55,4/75,3	74,4/101
Aftertreatment system		DOC + DPF	DOC + DPF + SCR
Drawbar pull	daN	5000	5000
HYDRAULIC			
Pump type		gears pump	gears pump
Hydraulic capacity	l/bar	120/230	120/230
TYRES			
405/70 20		●	●
405/70 24		○	○
445/65 R22.5*		○	○
Turning radius	m	4,2	4,2
OTHER			
Joystick		mechanical-electro proportional	mechanical-electro proportional
Quick coupling		○	○
Electro-proportional double acting rear hydraulic connection		○	○
Front and rear LED lights		○	○
Rear trailer lights socket		○	○
6 t fixed tow hook		○	○
Engine water pre-heating		○	○
Air conditioning		○	○
Floating boom		○	○
Boom suspension		○	○
Manual 6-way diverter		○	○
PEB (Boom Electric Socket)		○	○
Creeper		○	○
Front constant flow		○	○
Bucket mode		●	●
Pneumatic / hydraulic trailer brake		○	○
Frame lateral levelling ±10°		●	●
Front Stabilizers		●	●
Rear axle swing block		○	○

* standard on models 17.45

● Standard

○ Optional

- Not available