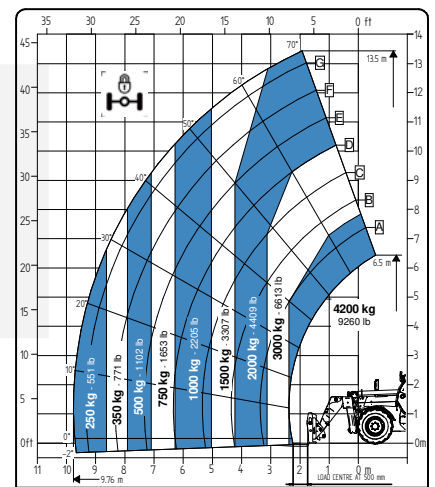
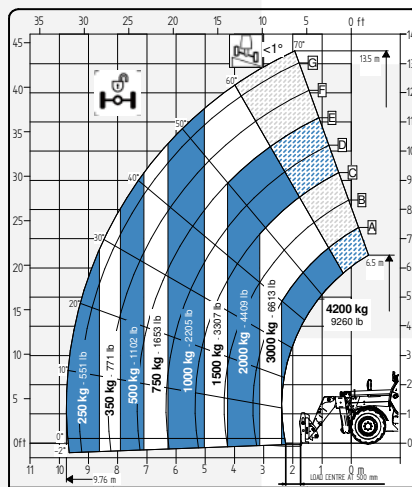
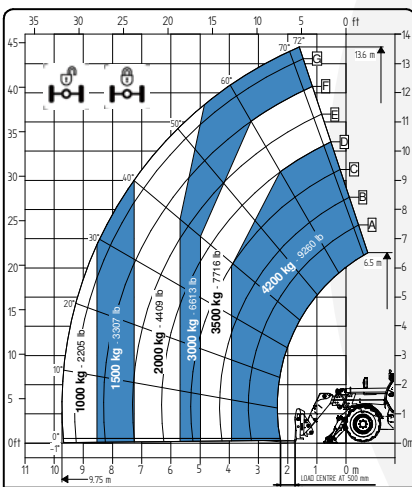


# TECHNICAL SHEET

## 14.42 FULL ELECTRIC



It brings to the attention of all potential customers, all recipients, and to the maximum extent possible, external interlocutors, that Faresin Industries S.p.A. adopts a general Disclaimer regarding the description of the technical and functional characteristics of its machineries, as well as the manner of their use, also with regard to their safety. The Disclaimer must be understood as having a general scope, and therefore Faresin Industries s.p.a. invites to know it, also by accessing the website: [www.faresindustries.com](http://www.faresindustries.com)




**FARESIN.COM**



# 14.42 FULL ELECTRIC






## TECHNICAL FEATURES

MODELS		14.42E
<b>DIMENSIONS</b>		
Height	mm	2500
Width	mm	2331
Length	mm	6370
Cabin width	mm	960
<b>WEIGHT</b>		
Weight	kg	11450
<b>DETAILS</b>		
Number of extracting sections	nr	2
Max capacity	kg	4200
Max lifting height	m	13,6
Max horizontal boom extension	m	9,75
Boom extension at max height	m	1,6
Swinging Angle	°	144
<b>TANK CAPACITY</b>		
Hydraulic oil tank	l	150
<b>CONNECTION FOR EQUIPMENT</b>		
FH		●
<b>TYRES</b>		
405/70 20		●
405/70 24		○
445/65 R22.5		○
Turning radius	m	4
<b>BATTERIES AND CHARGERS</b>		
Battery		435V (105 Ah)
Charging type	v	220 - 380 

NOTE: All dimensions defined on model with wheels 405/70 20

CONFIGURATIONS		FULL ELECTRIC
<b>TRANSMISSION</b>		
Transmission		electric
Speed	km/h	25
<b>MOTOR</b>		
Transmission	kW	51 (S1)
Hydraulic services	kW	23 (S1)
<b>HYDRAULIC</b>		
Pump type		gears pump
Hydraulic capacity	l/bar	120/250
Distribution		flow sharing
<b>OTHER</b>		
Joystick		hydraulic-electro proportional
Cabin		Queen Cab
Quick coupling		○
Front and rear LED lights		○
Floating boom		○
Boom suspension		○
Manual 6-way diverter		○
PEB (Boom Electric Socket)		○
Front constant flow		○
Bucket mode		●
<b>SPECIAL FEATURES</b>		
Air conditioning		○
Forward buzzer avas		○
Farmatics		FULL (2-5 years)

● Standard    ○ Optional    - Not available

POWER AND BATTERY CAPACITY		45 kW/h (105 Ah)
<b>AUTONOMY STANDARD CYCLE INTENSIVE</b> (eco mode)		UP TO 3,5 HOURS
<b>AUTONOMY STANDARD CYCLE NOT INTENSIVE</b> (eco mode)		UP TO 8 HOURS
<b>CHARGERS</b> 		
<b>STANDARD ON BOARD CHARGER</b>	0-80%	4 h
POWER INPUT  16 A  400 VAC (3P+N)	0-100%	6 h
POWER OUTPUT  20 A  435 VDC		

\*This is a first draft of data, further verification is ongoing