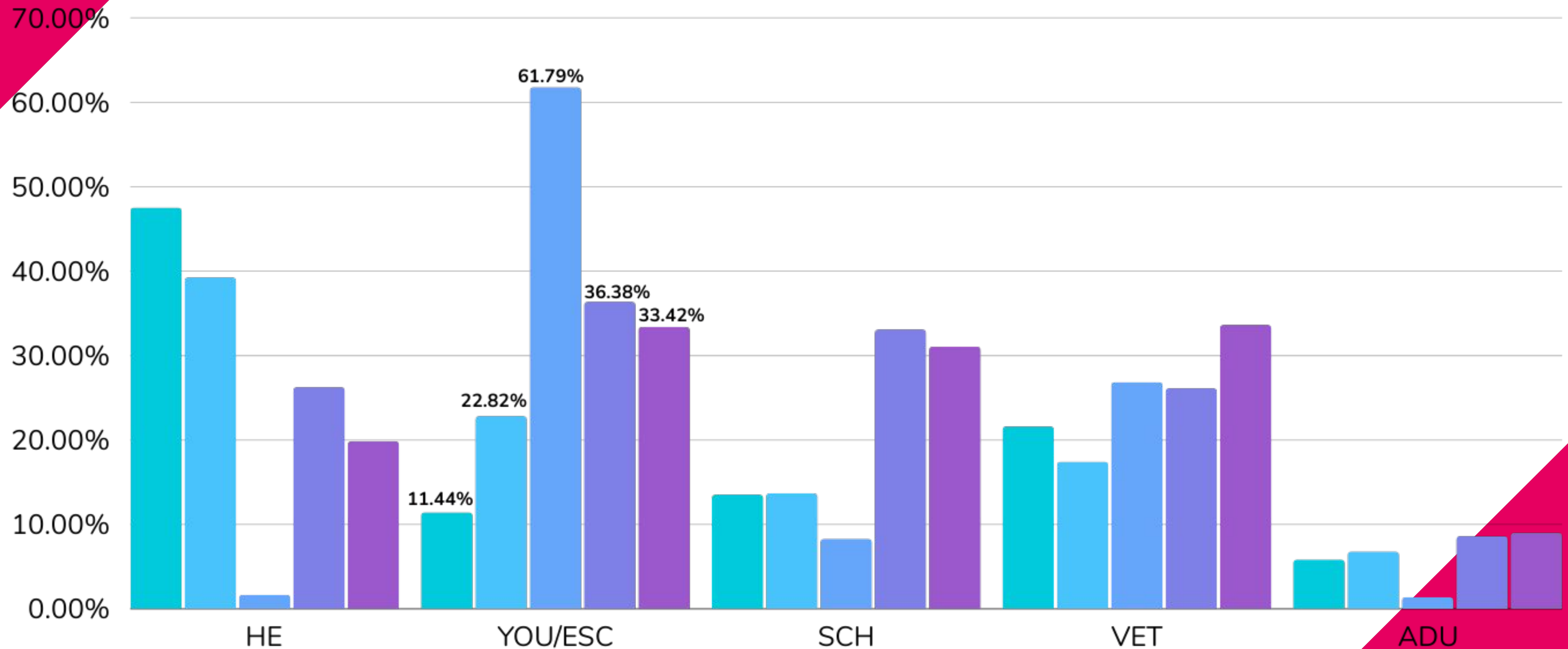


Erasmus+ Youth and European Solidarity Corps Numbers and more!

Comparative data 2019 - 23

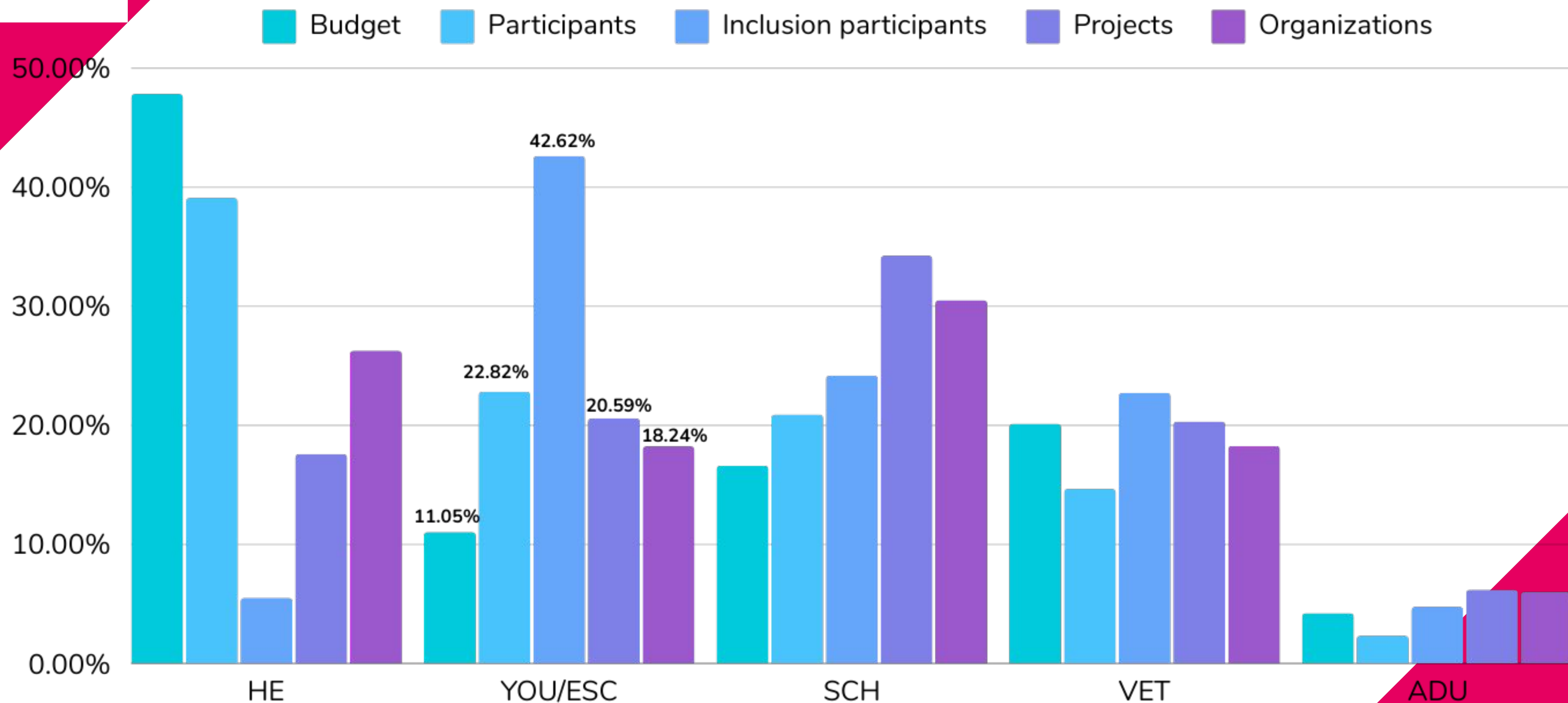
Budget Participants Inclusion participants* Projects Organizations



* HE Data for 2019 - 21 missing

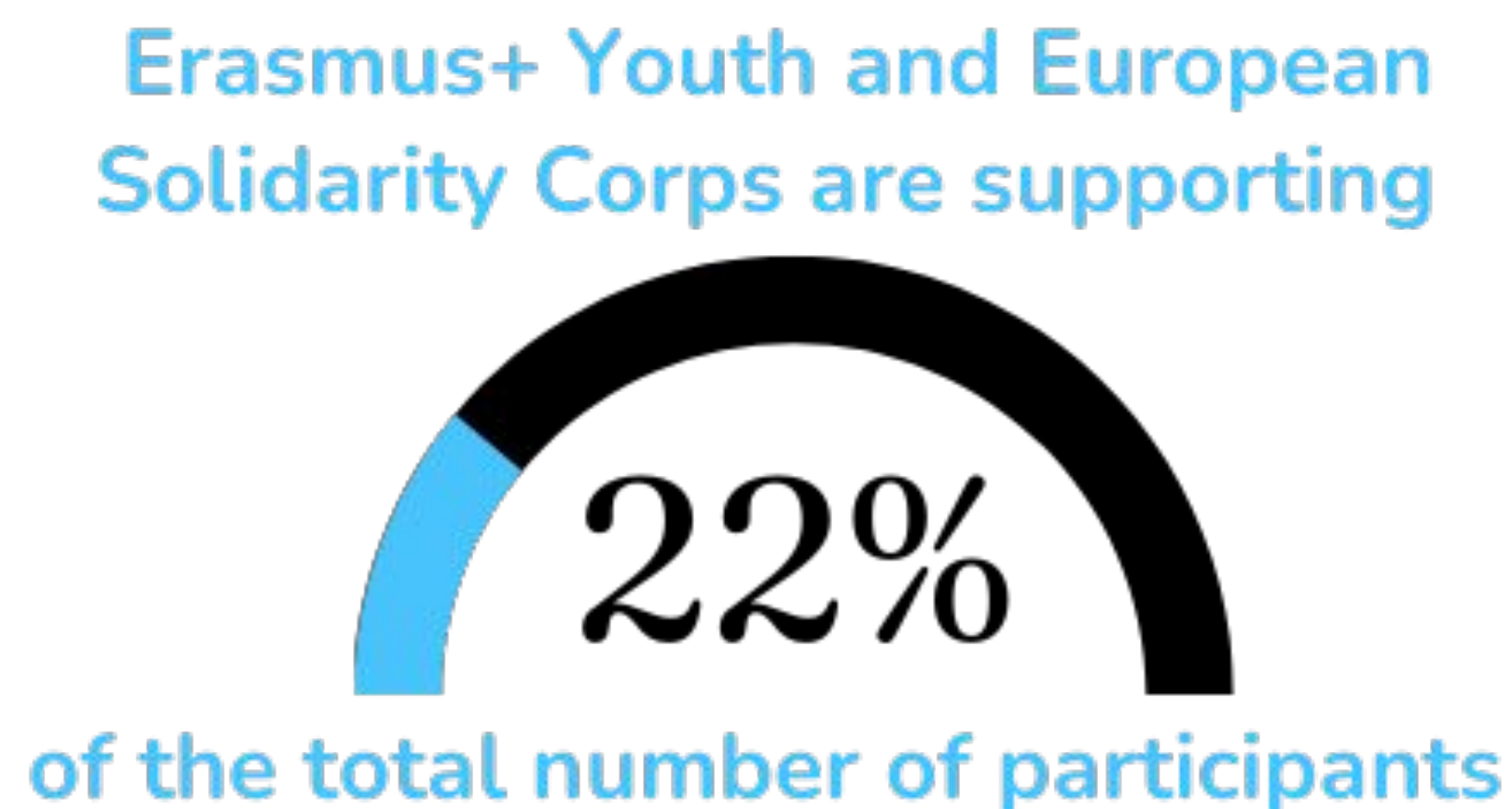
ADU

Comparative data 2023



ADU

Fruit for thoughts



Combined data for both Erasmus+ Youth and European Solidarity Corps extracted on 21st of March 2024 from the Dashboard (curtesy from SI NA)

Disclaimer:


- not all data is there, because the tools do not support it (e.g. I could not get inclusion participants for ESC 2019 and 2020)
- data is collected at Selection Stage and can be different on implementation level, especially for accredited projects (mostly higher)


Detailed data (1)

ERASMUS+ AND EUROPEAN SOLIDARITY CORPS - 2019 - 2023												
Source : Dashboards						Youth : combined figures E+Youth and ESC						
Last update: March 21st, 2023												
Year	Field	Granted Projects		Granted Organizations		Granted Participants		Granted Inclusion Participants			Granted Projects Budget	
		Number	%	Number	%	Number	%	Number	%	%	Number	%
2019	HE	5,664	22.62	7,510	7.46	599,117	39.54	??	??	??	1,218,877,722.46	51.02
	YOUTH	7,955	31.77	31,132	30.94	329,871	21.77	102,298	76.07	31.01	250,999,478	10.51
	SCHOOL	4,856	19.39	18,659	18.54	158,186	10.44	159	0.12	0.10	212,666,753.29	8.90
	VET	5,123	20.46	36,783	36.56	295,207	19.48	31,882	23.71	10.80	566,473,686.35	23.71
	ADULT	1,444	5.77	6,536	6.50	133,002	8.78	133	0.10	0.10	140,211,217.81	5.87
	TOTAL	25,042	100.00	100,620	100.00	1,515,383	100.00	134,472	100.00	14.70 (not HE)	2,389,228,858.09	100.00
2020	HE	6,093	22.63	9,081	7.89	651,043	35.75	??	??	??	1,320,686,912.37	48.17
	YOUTH	9,182	34.10	35,012	30.41	405,935	22.29	108,870	72.69	26.80	317,724,114	11.59
	SCHOOL	4,799	17.82	22,381	19.44	235,564	12.94	236	0.16	0.10	291,197,609.74	10.62
	VET	5,024	18.66	39,650	34.44	337,297	18.52	40,475	27.02	12.00	610,525,188.54	22.27
	ADULT	1,832	6.80	8,998	7.82	191,291	10.50	191	0.13	0.10	201,506,370.18	7.35
	TOTAL	26,930	100.00	115,122	100.00	1,821,130	100.00	149,772	100.00	12.80 (not HE)	2,741,640,194.70	100.00
2021	HE	3,930	19.21	7,560	10.68	328,200	45.33	??	??	??	906,503,788.53	41.98
	YOUTH	5,400	26.39	19,180	27.09	165,530	22.86	29,419	45.32	17.77	264,155,793.77	12.23
	SCHOOL	5,111	24.98	20,640	29.15	106,700	14.74	11,586	17.85	10.86	329,461,369.52	15.26
	VET	4,320	21.11	16,710	23.60	112,200	15.50	22,415	34.53	19.98	487,368,944.63	22.57
	ADULT	1,700	8.31	6,710	9.48	11,440	1.58	1,499	2.31	13.10	171,676,932.13	7.95
	TOTAL	20,461	100.00	70,800	100.00	724,070	100.00	64,919	100.00	8.97 (not HE)	2,159,166,828.58	100.00

Detailed data (2)

2022	HE	5,110	18.71	25,080	24.90	476,300	40.64	7,975	6.14	1.67	1,340,090,557.58	47.95
	YOUTH	7,420	27.17	24,900	24.72	292,520	24.96	55,436	42.68	18.95	332,419,367.12	11.89
	SCHOOL	7,710	28.23	26,540	26.35	215,800	18.42	27,835	21.43	12.90	437,696,527.52	15.66
	VET	5,350	19.59	17,900	17.77	167,700	14.31	33,924	26.12	20.23	559,049,330.30	20.00
	ADULT	1,720	6.30	6,300	6.25	19,540	1.67	4,727	3.64	24.19	125,434,194.65	4.49
	TOTAL	27,310	100.00	100,720	100.00	1,171,860	100.00	129,897	100.00	11.08	2,794,689,977.17	100.00
2023	HE	5,403	17.58	27,646	26.28	493,156	39.09	8,976	5.52	1.82	1,446,172,123.29	47.82
	YOUTH	6,330	20.59	19,188	18.24	287,838	22.82	69,313	42.62	24.08	334,129,050.61	11.05
	SCHOOL	10,531	34.26	32,096	30.51	263,649	20.90	39,340	24.19	14.92	502,482,318.98	16.62
	VET	6,246	20.32	19,215	18.26	184,950	14.66	36,962	22.73	19.98	609,004,487.84	20.14
	ADULT	1,906	6.20	6,334	6.02	29,378	2.33	7,759	4.77	26.41	127,473,995.34	4.22
	SPORT	322	1.05	734	0.70	2,627	0.21	264	0.16	10.05	4,997,544.00	0.17
	TOTAL	30,738	100.00	105,213	100.00	1,261,598	100.00	162,614	100.00	12.89	3,024,259,520.06	100.00
GENERAL	HE	26,200	26.27	76,877	19.85	2,054,660	39.27	7,975	1.66	0.39	6,232,331,104.23	47.54
	YOUTH	36,287	36.38	129,412	33.42	1,193,856	22.82	296,023	61.79	24.80	1,499,427,803.55	11.44
	SCHOOL	33,007	33.09	120,316	31.07	716,250	13.69	39,816	8.31	5.56	1,773,504,579.05	13.53
	VET	26,063	26.13	130,258	33.64	912,404	17.44	128,696	26.86	14.11	2,832,421,637.66	21.61
	ADULT	8,602	8.62	34,878	9.01	355,273	6.79	6,550	1.37	1.84	766,302,710.11	5.85
	SPORT	322	0.32	734	0.19	2,627	0.05	264	0.06	10.05	4,997,544.	0.04
	GENERAL TOTAL	99,743	100.00	387,262	100.00	5,232,443	100.00	479,060	100.00	9.16	13,108,985,378.6	100.00

 = not or hardly any registration

 =underestimation because of incomplete counting