

Global Job Task Analysis for the International Federation of Landscape Architects (IFLA)

Results by Country - Estonia

Prepared by:
Rebecca Moden, Chief Operating Officer

CLARB
1900 Reston Metro Plaza, Suite 600
Reston, VA 20190, US

www.clarb.org



CLARB

Overview

In early 2022 the International Federation of Landscape Architects (IFLA) and the Council of Landscape Architectural Registration Boards (CLARB) embarked on a journey to define the practice of landscape architecture globally through a job task analysis. More details about this study can be found on the IFLA website at www.iflaworld.com.

This report presents the results of the job task analysis for respondents from Estonia.

Introduction

Task Rating Scales for the Online Validation Survey

One of the outcomes of the study was to validate whether or not the duties and tasks identified during the focus group workshop are performed by practicing landscape architects around the world. To accomplish this, survey participants were asked to rate all job tasks on two rating scales.

Although there are many types of rating scales used in job analyses, two survey scales selected for this study were task importance and frequency.

Task importance was chosen because it is the most common scale used when evaluating tasks for licensure and certification job analysis (Newman et al., 1999) and as illustrated in the Standards for Educational and Psychological Testing, “the content domain to be covered by a credentialing test should be defined clearly and justified in terms of the importance of the content for credential-worthy performance in an occupation or profession” (AERA, APA, NCME, 2014, p. 181). Task frequency is simply how frequency each task is performed. It was chosen because, as identified in Newman, Slaughter, & Taranath, those tasks that are performed more often should have a higher emphasis placed on them (1999). The two rating scales are illustrated below:

<u>Importance – how important it is to know how to perform each activity</u>	<u>Frequency – how often an activity is performed over a period of time</u>
Very important	Very frequently
Important	Frequently
Somewhat important	Occasionally
Not important	Rarely
	Very rarely
	Never

Demographic Questions for the Online Validation Survey

The second outcome of the study was to better understand the demographic representation of practicing landscape architects around the world.

- Do you practice landscape architecture?
- What is your professional practice title?
- Does your country have a credential (license/registration/certification) for landscape architecture?
- Do you need to be credentialed in order to practice in our country?
- Are you credentialed (license/registration/certification) in landscape architecture?
- Are you a member of your professional association?
- In which country do you live?
- In which country do you primarily practice landscape architecture? (Please select the country in which you work 51% or more of the time.)
- How long have you been working in landscape architecture?
- What is your gender?
- What is your highest level of education?
- Do you have a degree in landscape architecture? (*Choose all that apply*)
- From which department/school did you earn your degree?
- In which sector are you PRIMARILY employed?
- [If participants said they worked in Public/Government]
- In which type of department do you work?
- At which governmental level do you work?
- [If participants said they worked in a Private agency]
- In which type of firm do you work?
- What is your role in the organization in which you work? (Choose all that apply.)
- [If participants said they worked in Academic]
- Are you currently an adjunct faculty member? Do you also teach?
- Do you also practice Landscape Architecture?
- [If participants said they worked as Freelancers/Self-Employed]
- In which type of firm do you work?
- What is your role in the organization in which you work? (Choose all that apply.)
- Which of these types of projects have you designed or participated in the design of? (Choose all

Landscape Architecture Values

The last element of the validation survey was to ask two different questions related to the nine values identified during the DACUM Focus Group. We asked survey participants to rank the values against two different considerations. First, participants were asked to rank the principles or values based on the importance of each value on recent projects. The exact wording of the item was “Rank the following principles that have been the most important drivers in recent projects.”.

Second, participants were asked to rank the same principles or values based on what they valued as a professional. The exact wording of the item was “Rank the following principles based on what you value as a professional working in landscape architecture.”

Results

Validation Survey

Task Rating Results Post-Validation Survey

Survey respondents were asked to evaluate tasks in terms of importance and frequency. Task importance was evaluated on a four-point scale. Most of the tasks received a rating of “very important” by the majority of survey respondents. There were four task ratings in which the majority of respondents did not all agree that the task was “very important”, as listed in Table 5.

Table 5: Task Importance Ratings from Validation Survey

Duty and Task Importance Ratings	Very Important	Important	Somewhat Important	Not Important
Planning				
Create Policies (Legal Planning, Strategy Development, Regulations, Guidelines)	40%	36%	13%	11%
Ensure Policy Compliance	14%	39%	32%	16%
Develop Master Plan	43%	37%	11%	9%
Inventory and Analysis				
Conduct site analysis (of any size / scale)	72%	26%	2%	0%
Conduct Impact Analysis	39%	43%	13%	4%
<i>Page 5</i>				

Conduct Consultation and Participation with Interested Parties (e.g., stakeholders, interested parties, public, end users, community, local authorities)	48%	50%	2%	0%
Design				
Prepare Concept Design	72%	26%	2%	0%
Conduct Design Development (Detailed Design)	61%	35%	4%	0%
Finalize Design	57%	39%	4%	0%
Finalize Construction Documents (Finalize Construction Design)	43%	51%	6%	0%
Oversee Bid / Tender Process	26%	40%	30%	4%
Construction				
Perform Construction Administration / Construction Management	28%	45%	23%	4%
Construct a Project (when the Landscape Architect is the contractor)	20%	42%	20%	18%
Post-Construction Management				
Create Landscape Management Plans	40%	48%	10%	2%
Oversee Maintenance Activities	17%	50%	29%	4%
Monitor and Evaluate Site Performance	27%	44%	27%	2%

Task frequency was evaluated on a six-point scale. There was much more variability in the responses from survey participants on the frequency with which they performed each task, as listed in Table 6.

Table 6: Task Frequency Ratings from Validation Survey

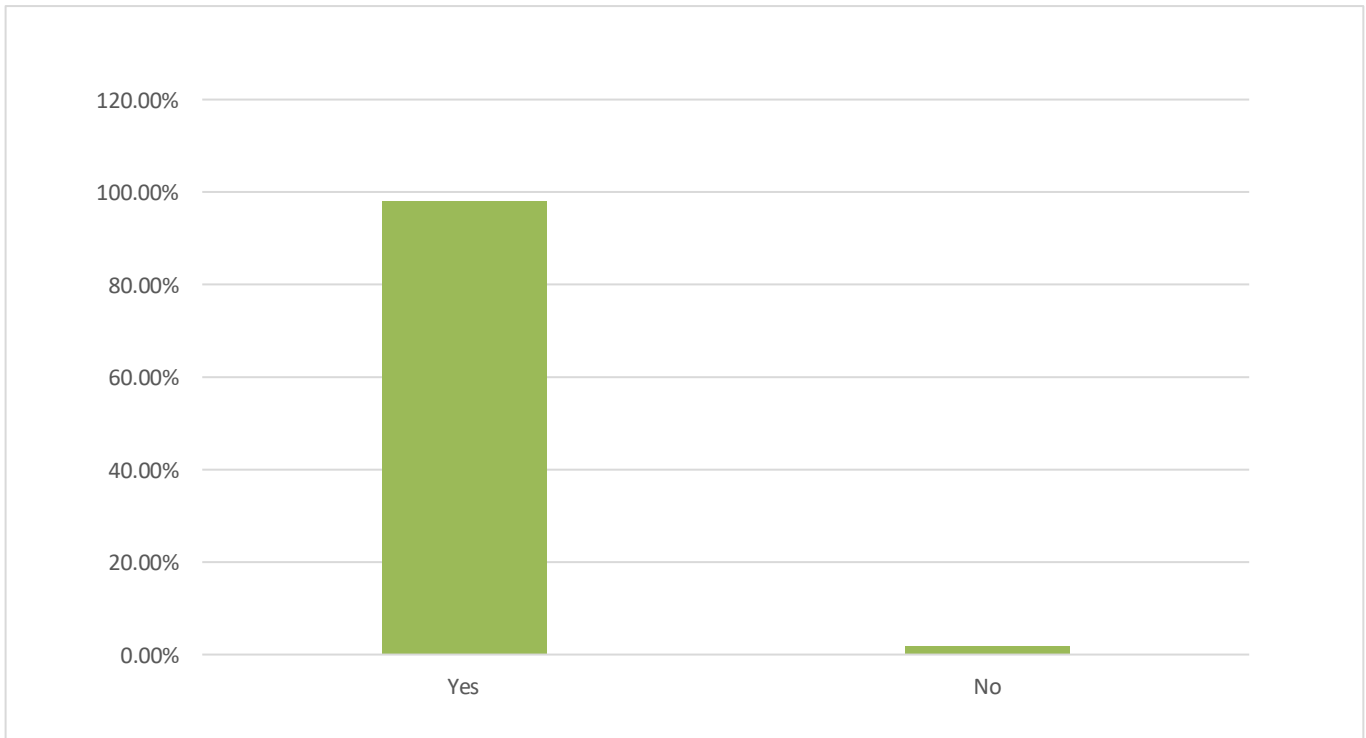
Duty and Task Importance Ratings	Very Frequently	Frequently	Occasionally	Rarely	Very Rarely	Never
Planning						
Create Policies (Legal Planning, Strategy Development, Regulations, Guidelines)	9%	15%	17%	20%	26%	13%
Ensure Policy Compliance	7%	14%	19%	12%	28%	21%
Develop Master Plan	11%	2%	38%	11%	31%	7%
Inventory and Analysis						
Conduct site analysis (of any size / scale)	50%	30%	15%	4%	0%	0%
Conduct Impact Analysis	11%	22%	31%	20%	13%	2%
Conduct Consultation and Participation with Interested Parties (e.g., stakeholders, interested parties, public, end users, community, local authorities)	24%	38%	24%	4%	7%	2%
Design						
Prepare Concept Design	43%	35%	13%	7%	2%	0%
Conduct Design Development (Detailed Design)	42%	27%	22%	9%	0%	0%
Finalize Design	38%	31%	16%	13%	2%	0%
Finalize Construction Documents (Finalize Construction Design)	26%	28%	26%	15%	4%	0%
Oversee Bid / Tender Process	17%	22%	26%	15%	15%	4%
Construction						
Perform Construction Administration / Construction Management	4%	17%	20%	17%	33%	9%

Construct a Project (when the Landscape Architect is the contractor)	2%	14%	25%	7%	27%	25%
Post-Construction Management						
Create Landscape Management Plans	13%	28%	21%	19%	15%	4%
Oversee Maintenance Activities	2%	19%	23%	19%	19%	17%
Monitor and Evaluate Site Performance	2%	19%	38%	17%	13%	11%

Demographic Results of Validation Survey Participants

Figure 1: Practice Landscape Architecture

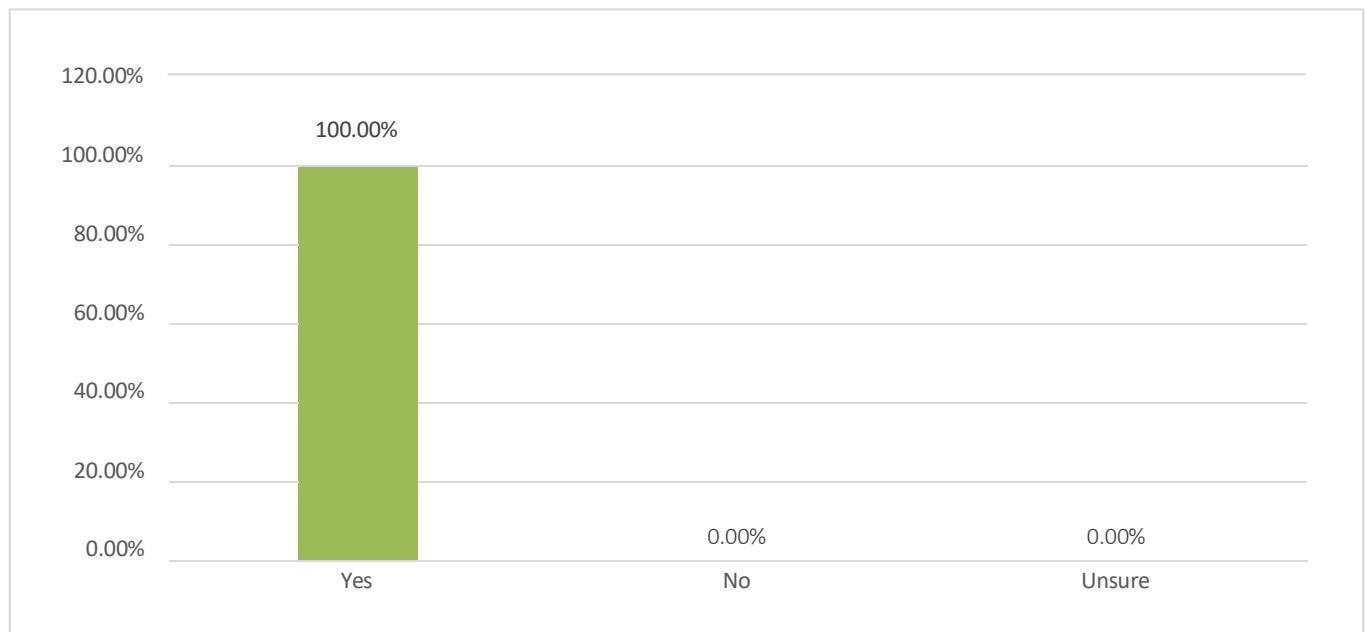
Do you practice landscape architecture?



Prepared for Estonia

Figure 2: Credential for Landscape Architecture

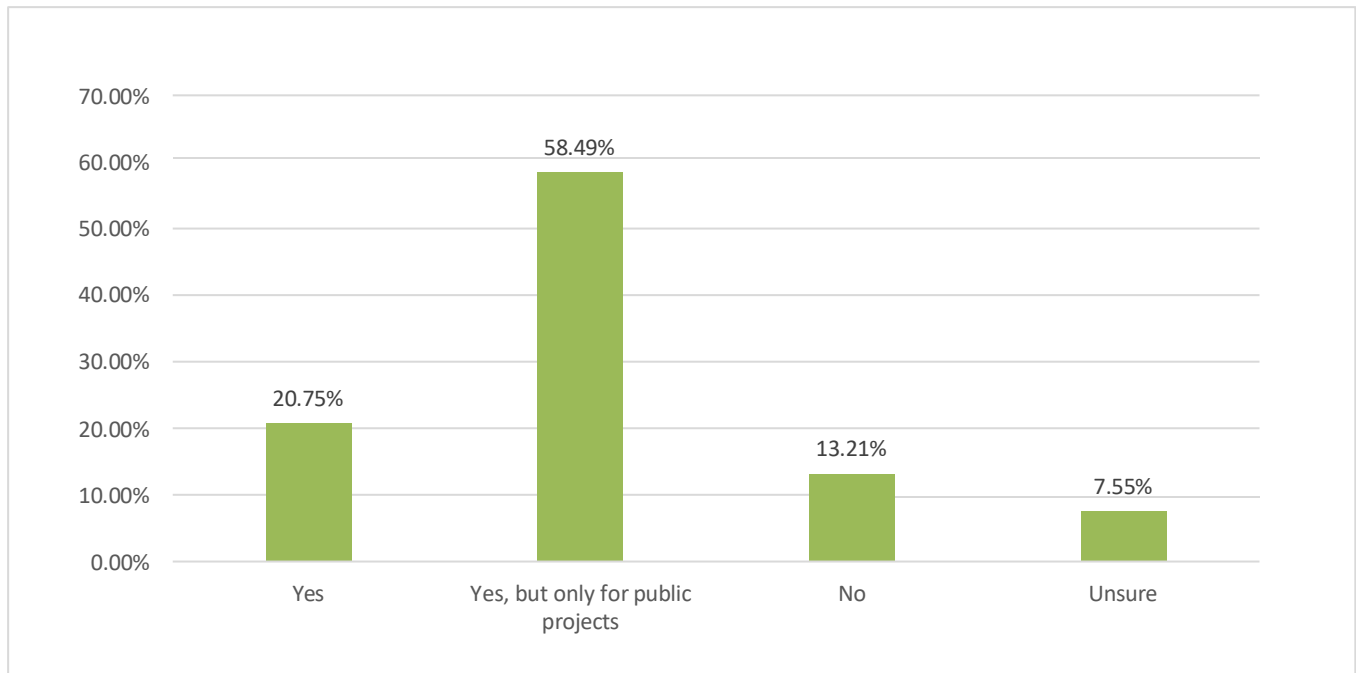
Does your country have a credential (license / registration / certification) for landscape architects?



Prepared for Estonia

Figure 3: Credential Needed to Practice

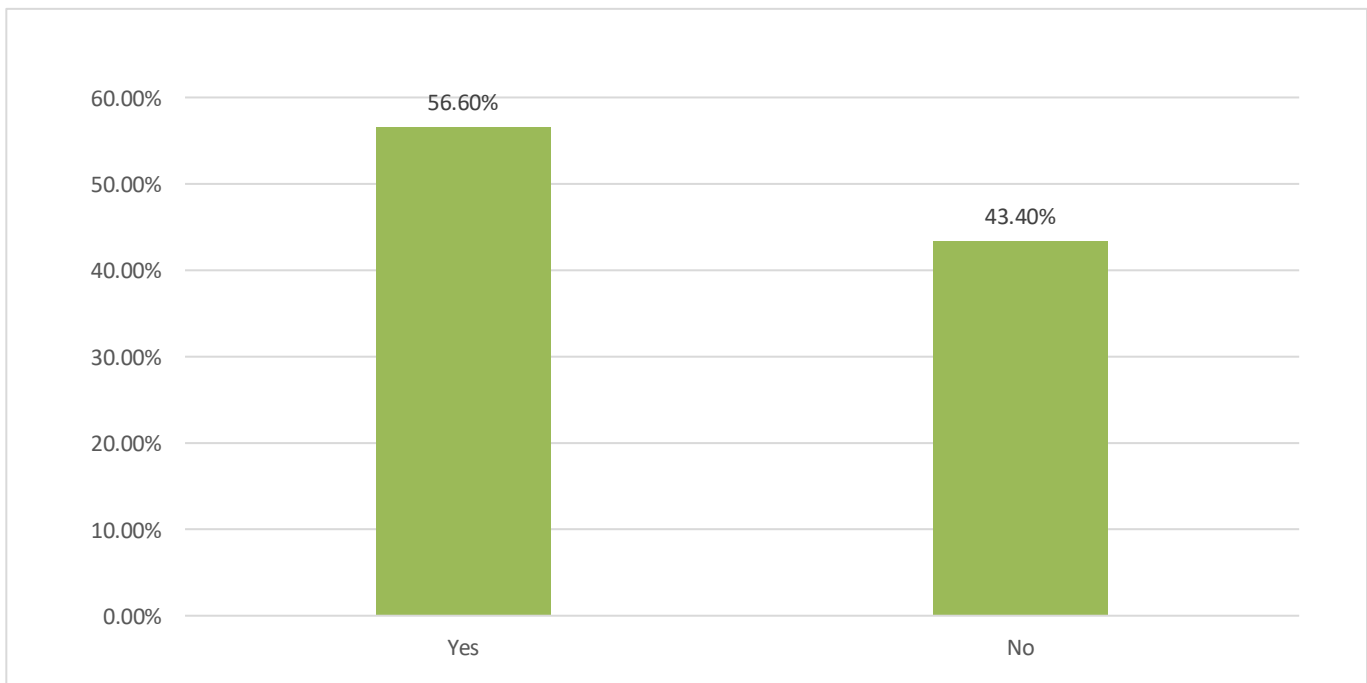
Do you need to be credentialed in order to practice in your country?



Prepared for Estonia

Figure 4: Credentialed in Landscape Architecture

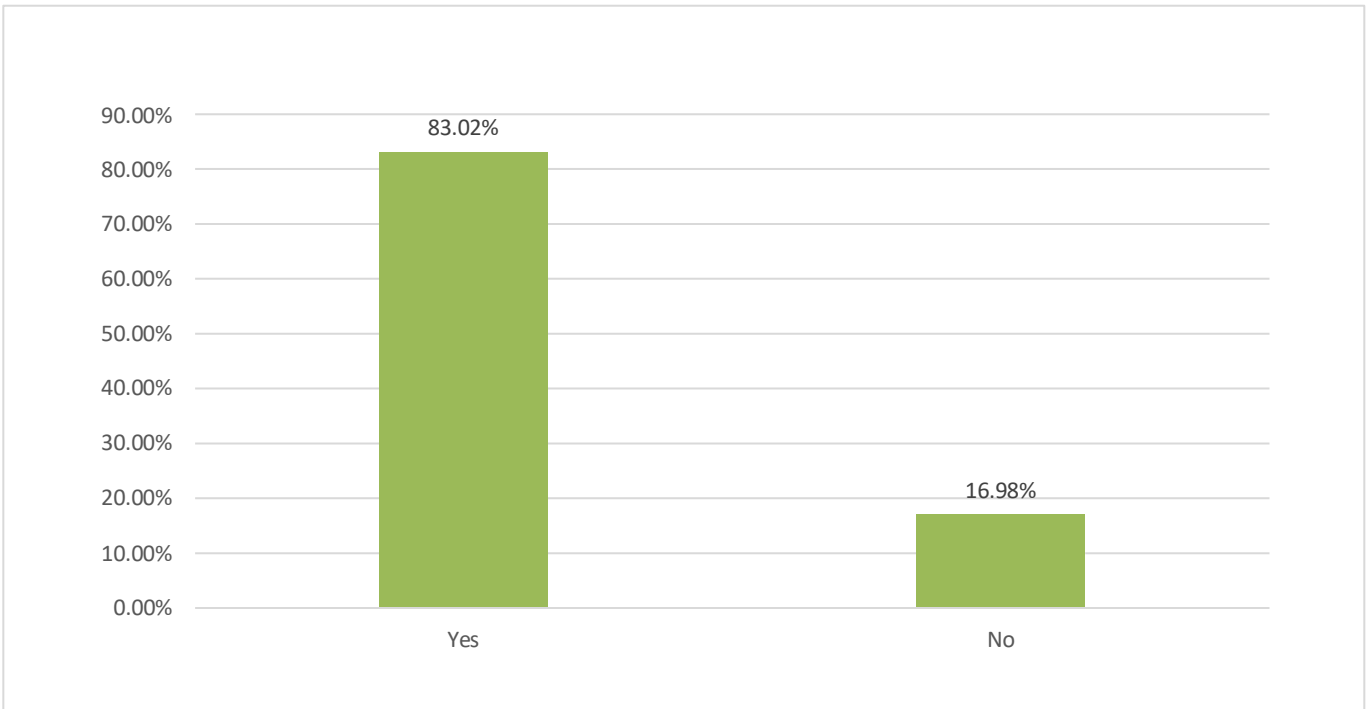
Are you credentialed (licensure / certification / registered) in landscape architecture?



Prepared for Estonia

Figure 5: Member of a Professional Association

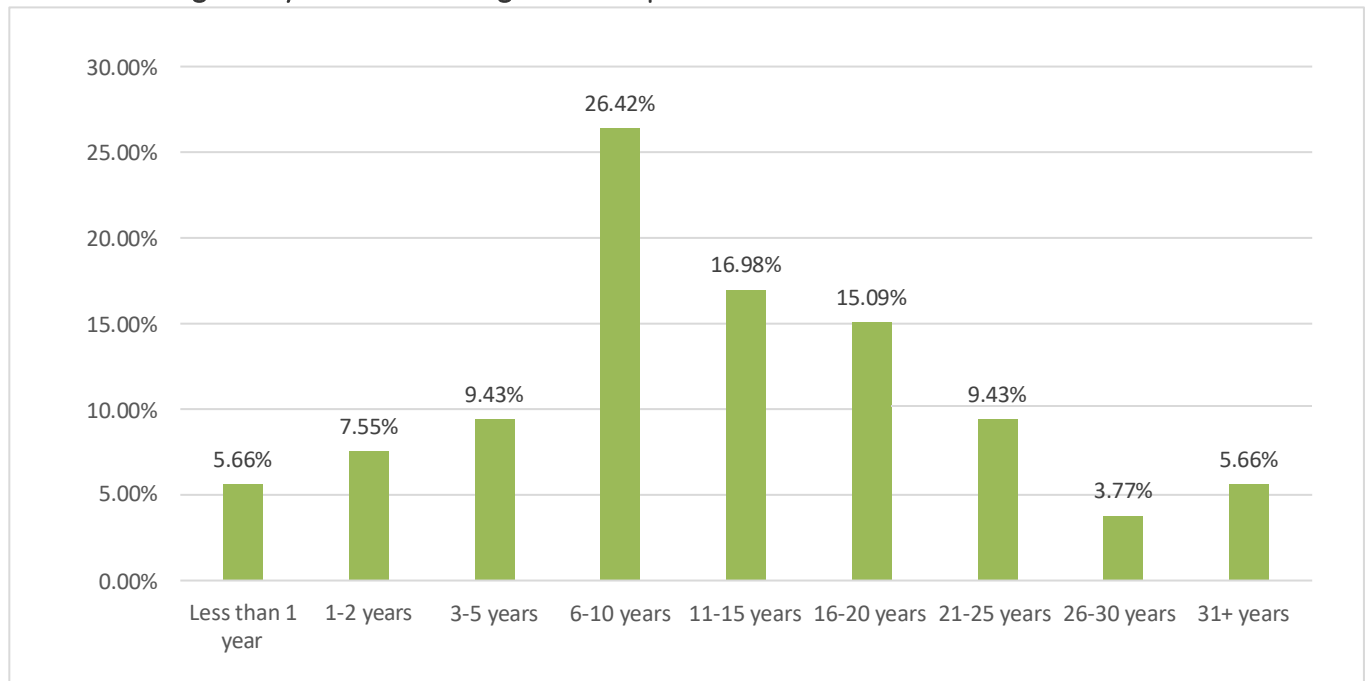
Are you a member of your professional association?



Prepared for Estonia

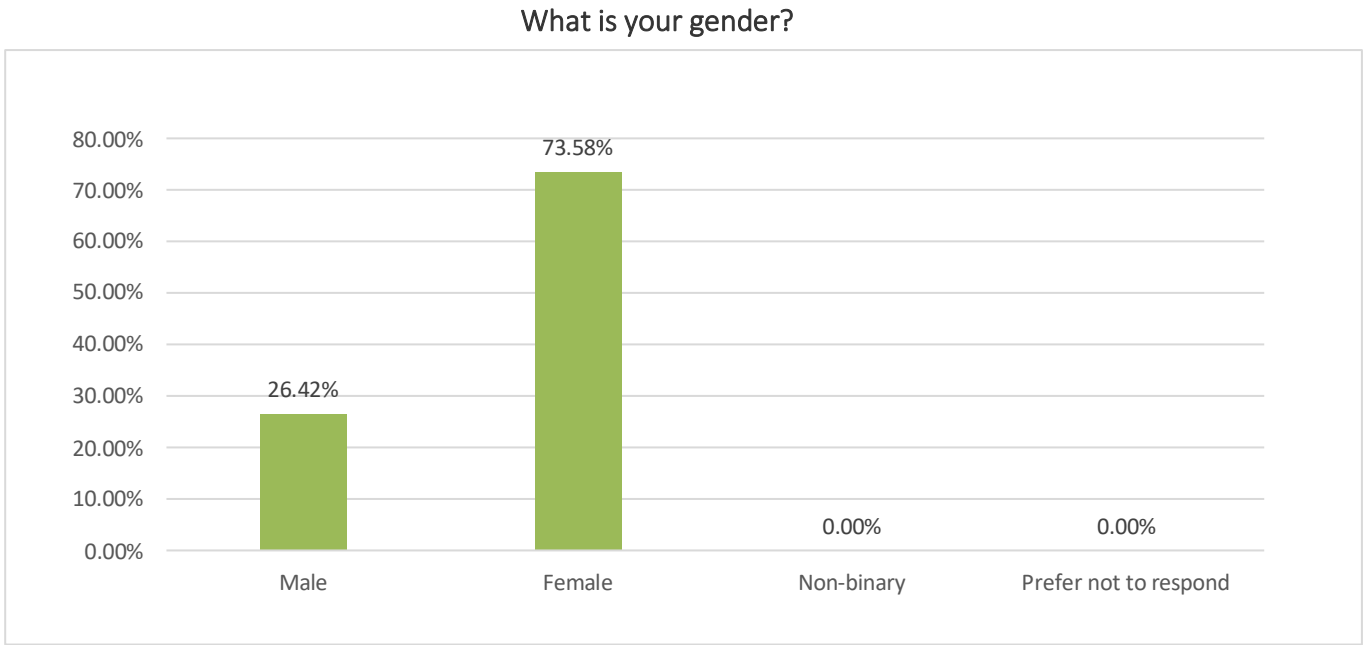
Figure 6: Years worked in Landscape Architecture

How long have you been working in landscape architecture?



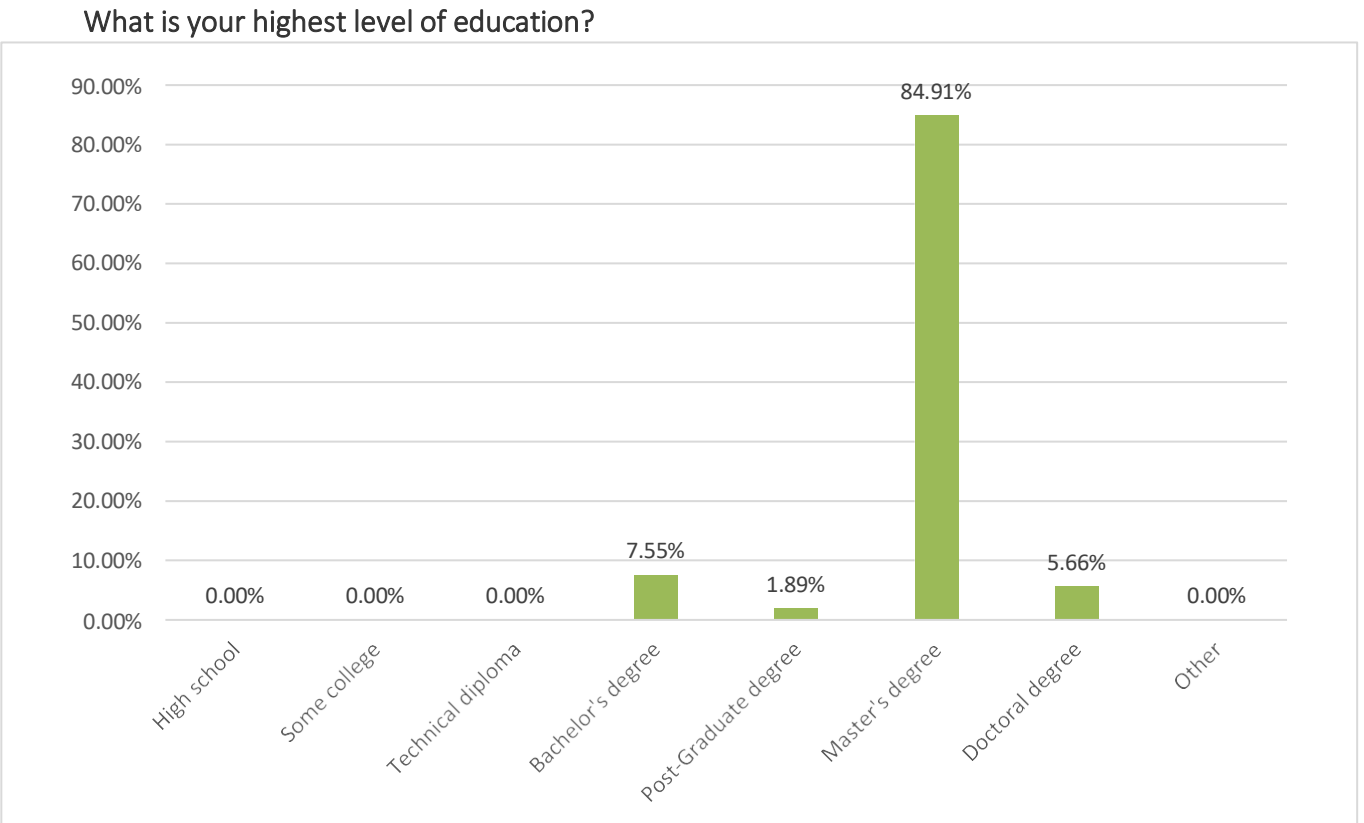
Prepared for Estonia

Figure 7: Gender of Respondents



Prepared for Estonia

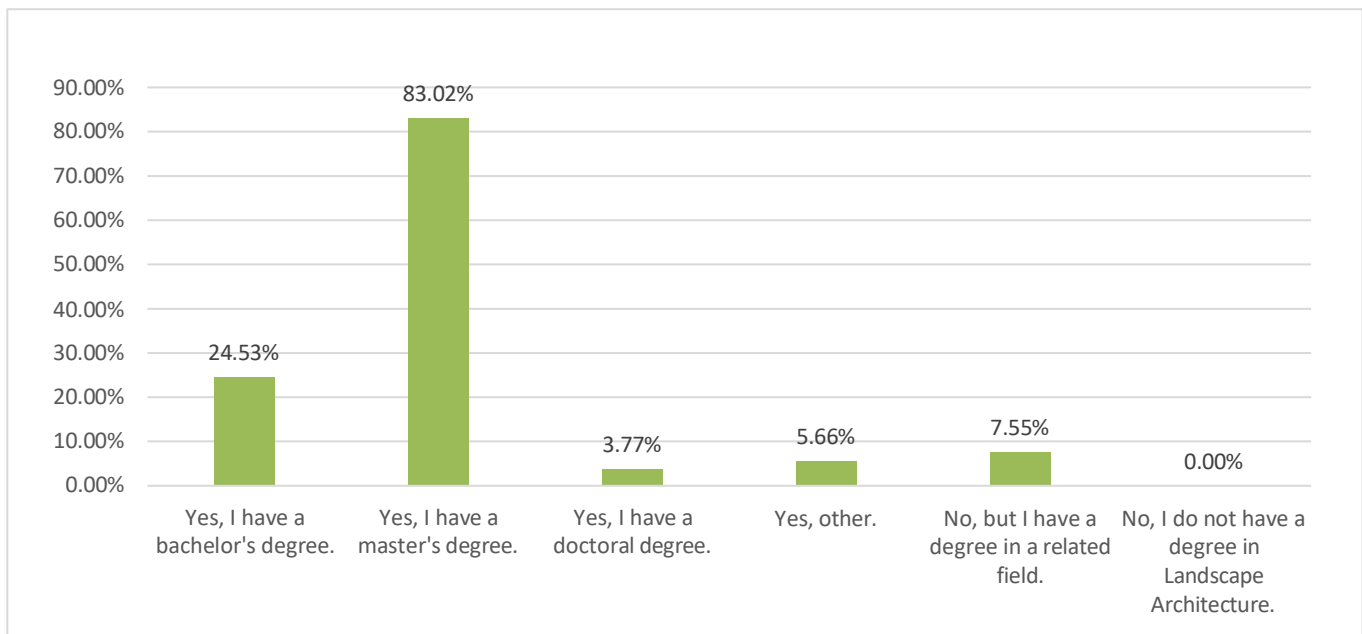
Figure 8: Highest Level of Education



Prepared for Estonia

Figure 9: Degree in Landscape Architecture

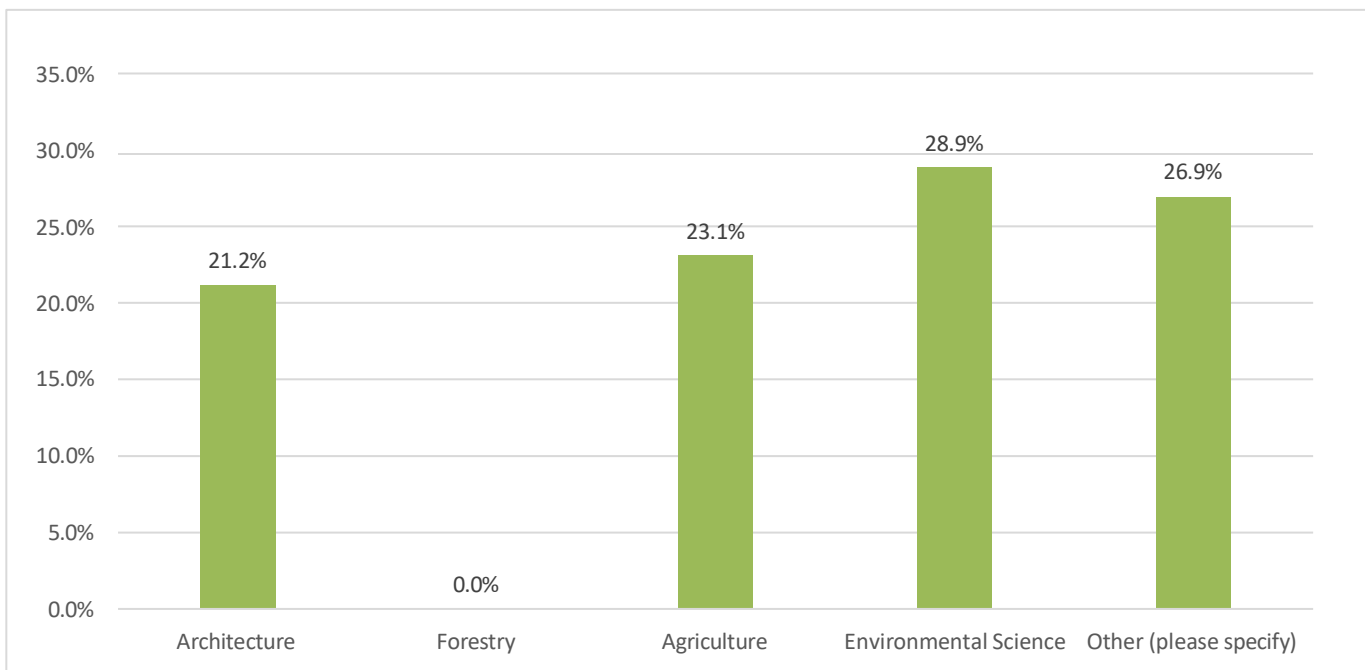
Do you have a degree in landscape architecture? (Choose all that apply.)



Prepared for Estonia

Figure 10: Department/School Degree was Earned From

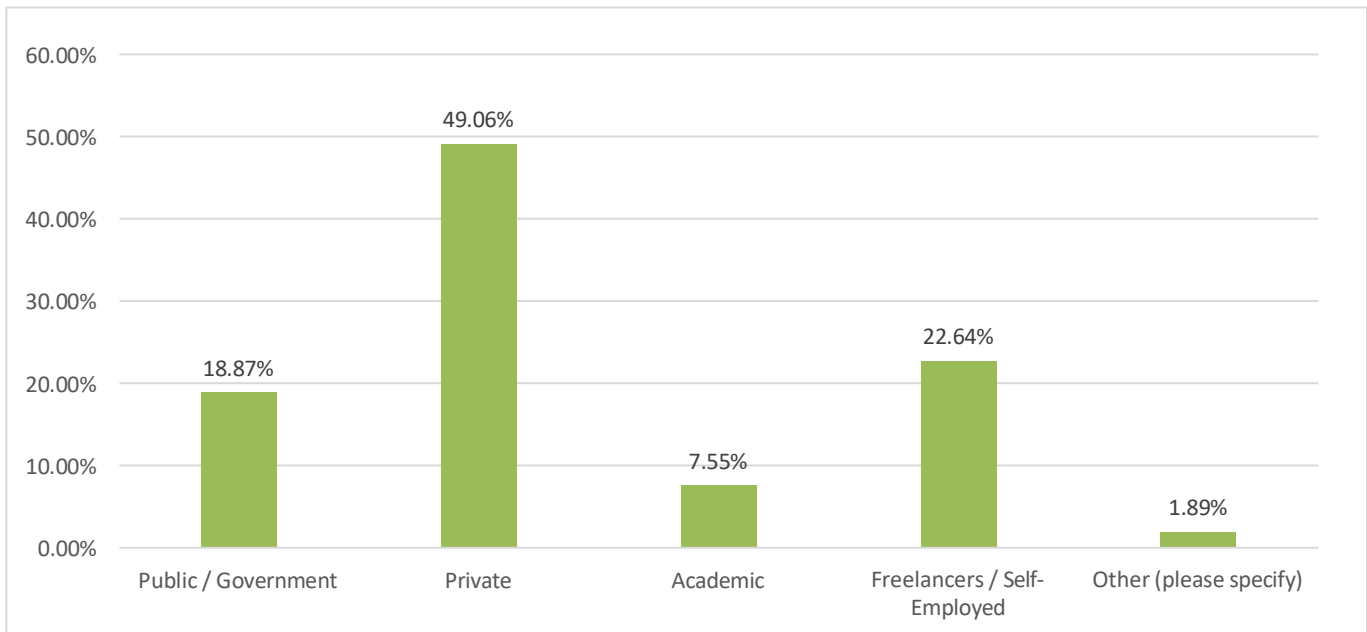
From which department/school did you earn your degree?



Prepared for Estonia

Figure 11: Sector respondents are employed

In which sector are you PRIMARILY employed?

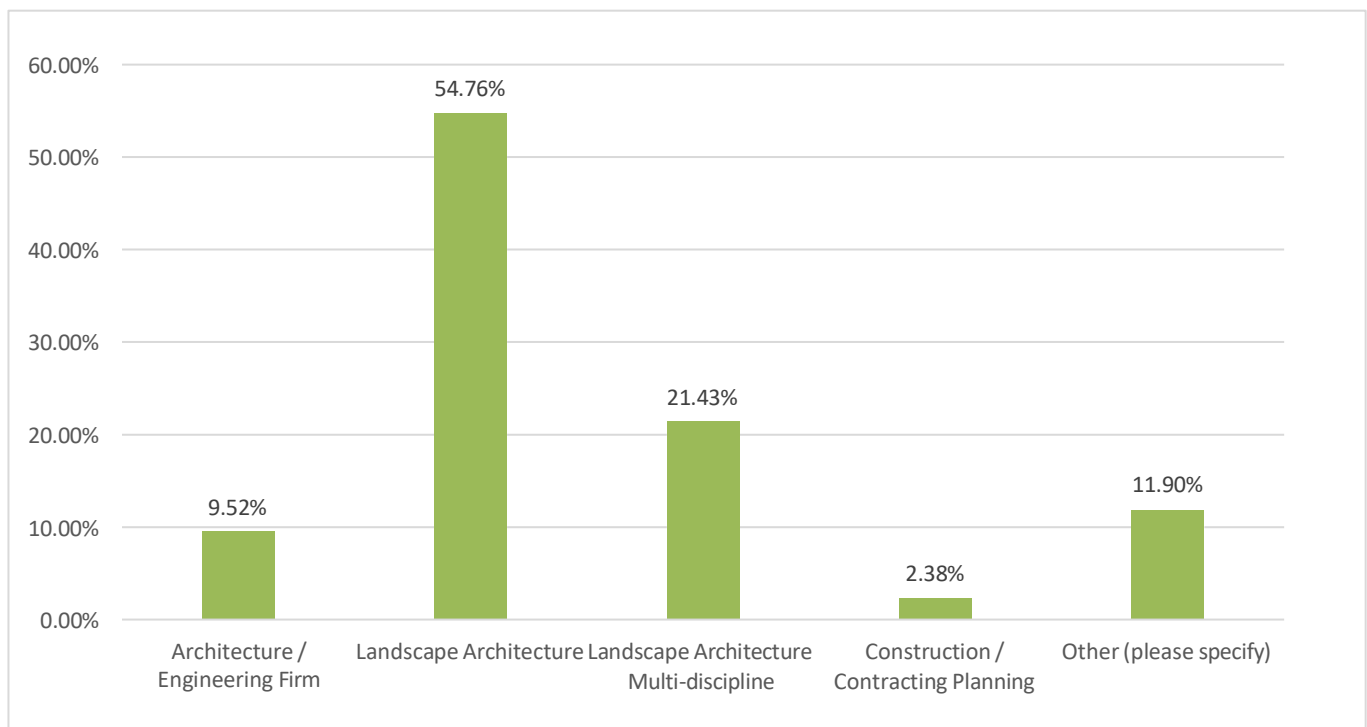


Prepared for Estonia

Participants who reported working in the private sector or if they indicated they were freelancers/self-employed were asked the type of firm in which they worked.

Figure 12: Type of architecture firm in which respondents reported working.

In which type of Firm do you work?

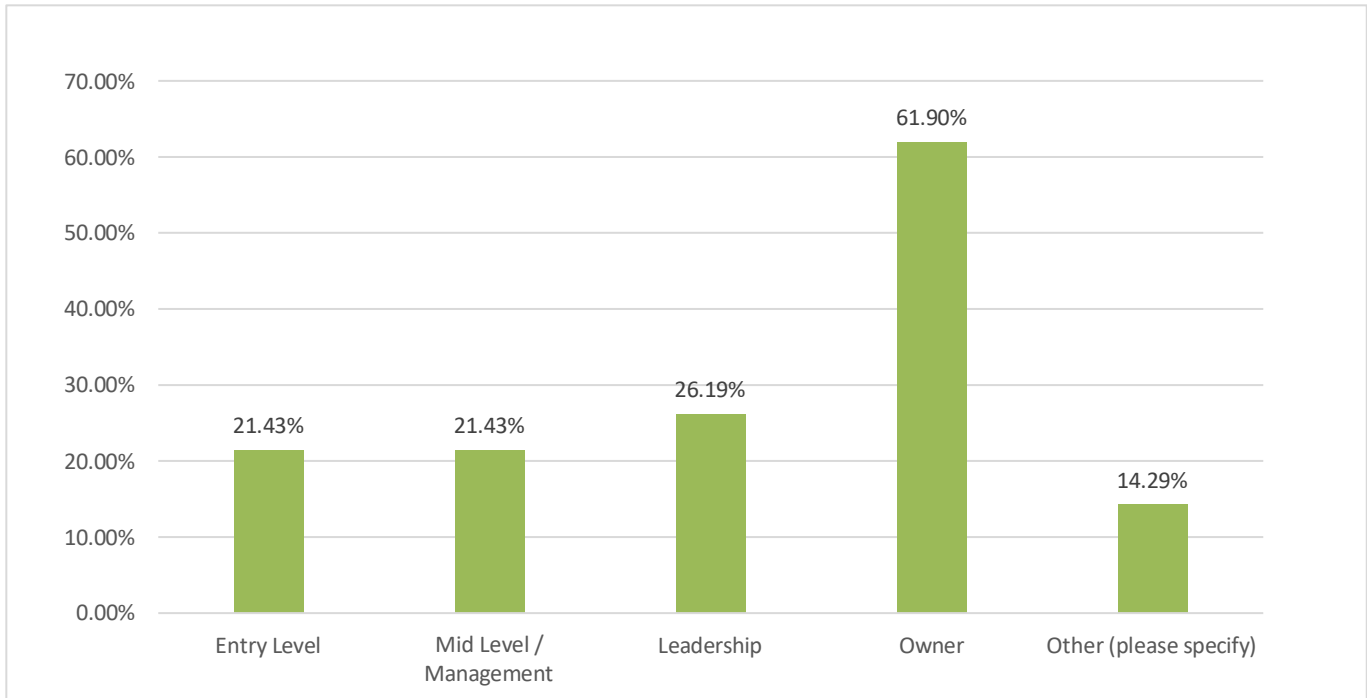


Prepared for Estonia

Participants who reported working in the private sector were asked to report their role within the organization in which they work.

Figure 13: Roles in which respondents reporting having within their organizations.

What is your role in the organization in which you work? (Choose all that apply.)

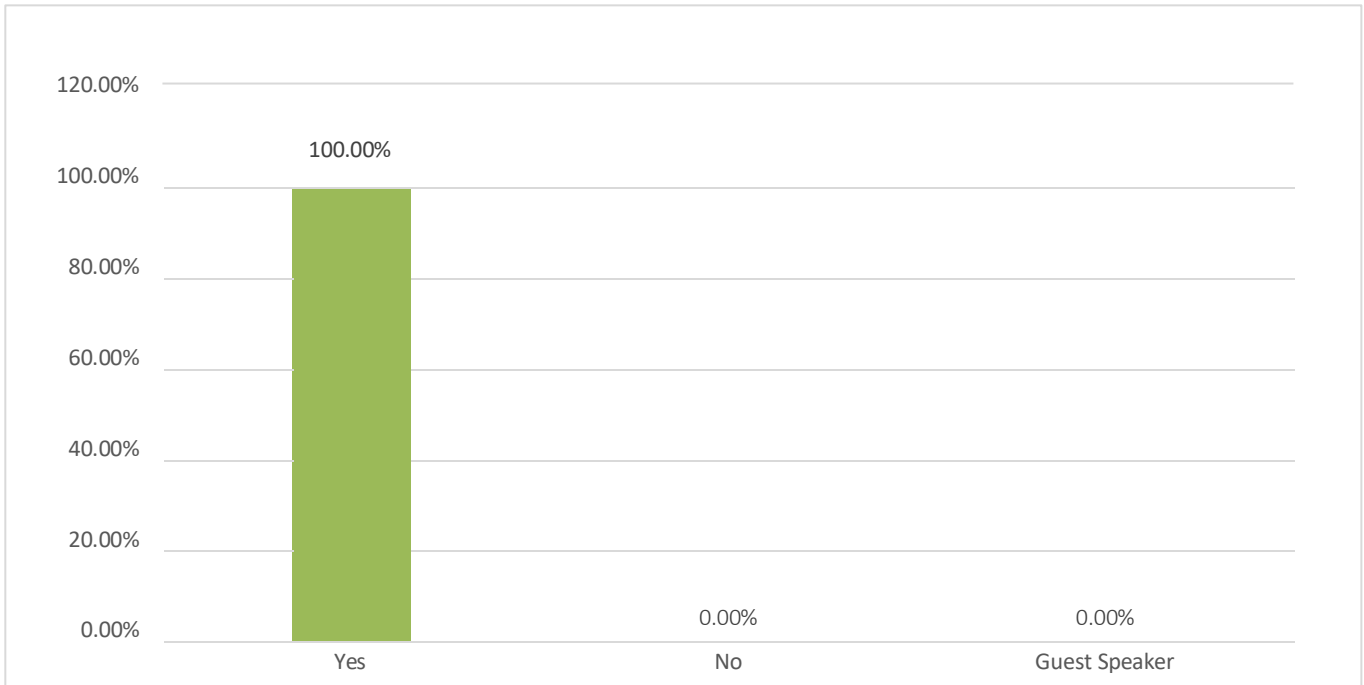


Prepared for Estonia

Respondents that indicated that they worked in academics, they were asked to report if they are currently an adjunct faculty member and if they also teach.

Figure 14: Academic Sector: Currently an adjunct faculty member.

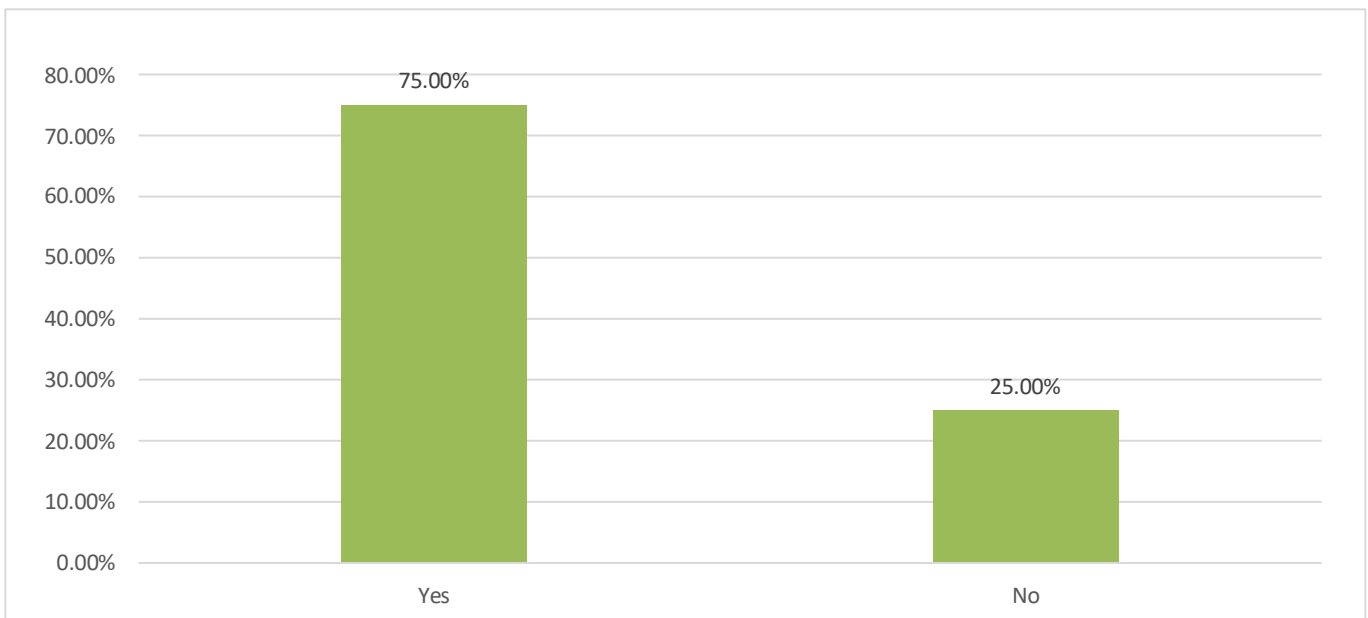
Are you currently an adjunct faculty member? Do you also teach?



Prepared for Estonia

Figure 15: Academic Sector: Practice Landscape Architecture

Do you also practice Landscape Architecture?

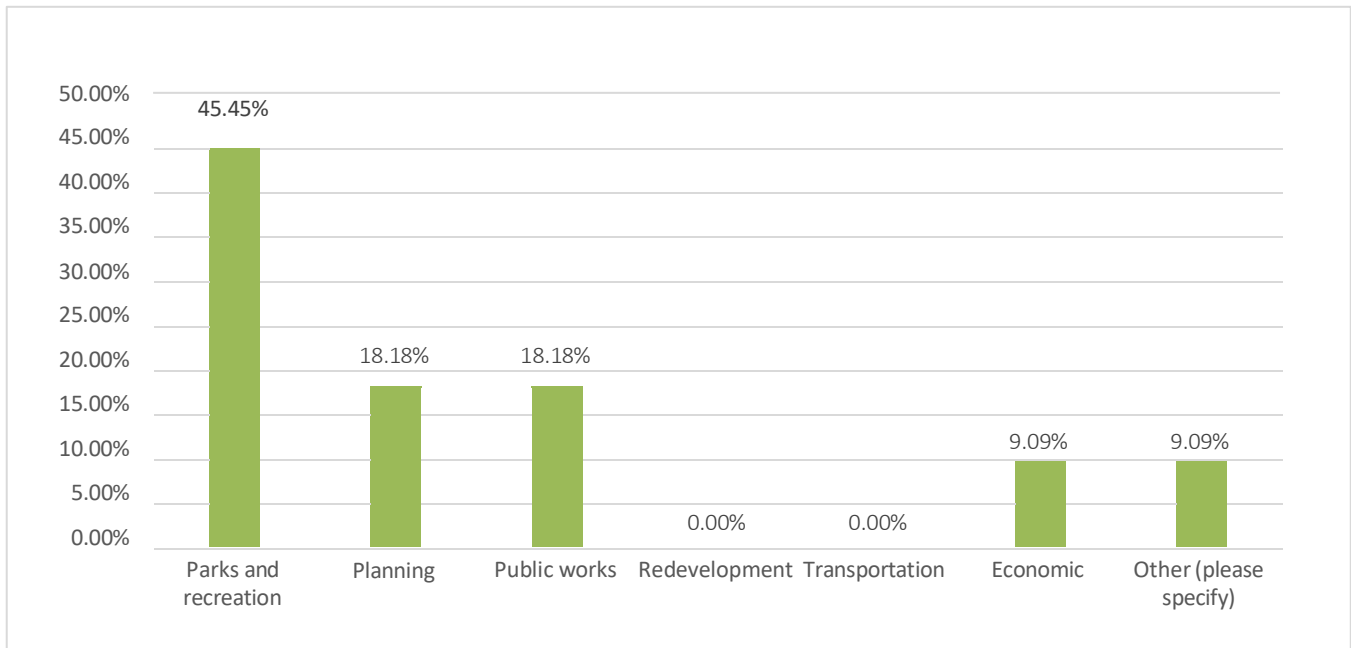


Prepared for Estonia

Respondents that indicated that they worked in the public/government sector were asked to report the type of department in which they work.

Figure 16: Type of department in which respondents reported working.

In which type of department do you work?

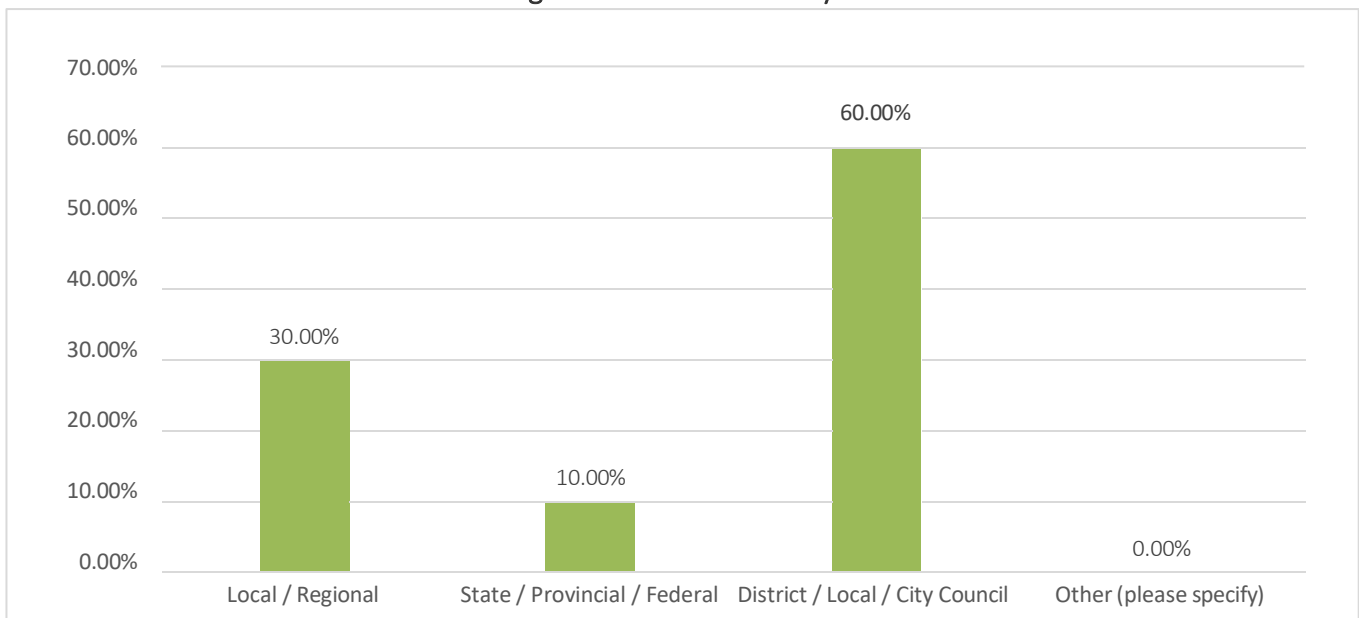


Prepared for Estonia

Respondents that indicated that they worked in the public sector were asked to report the governmental level in which they work

Figure 17: Governmental level in which respondents reported working.

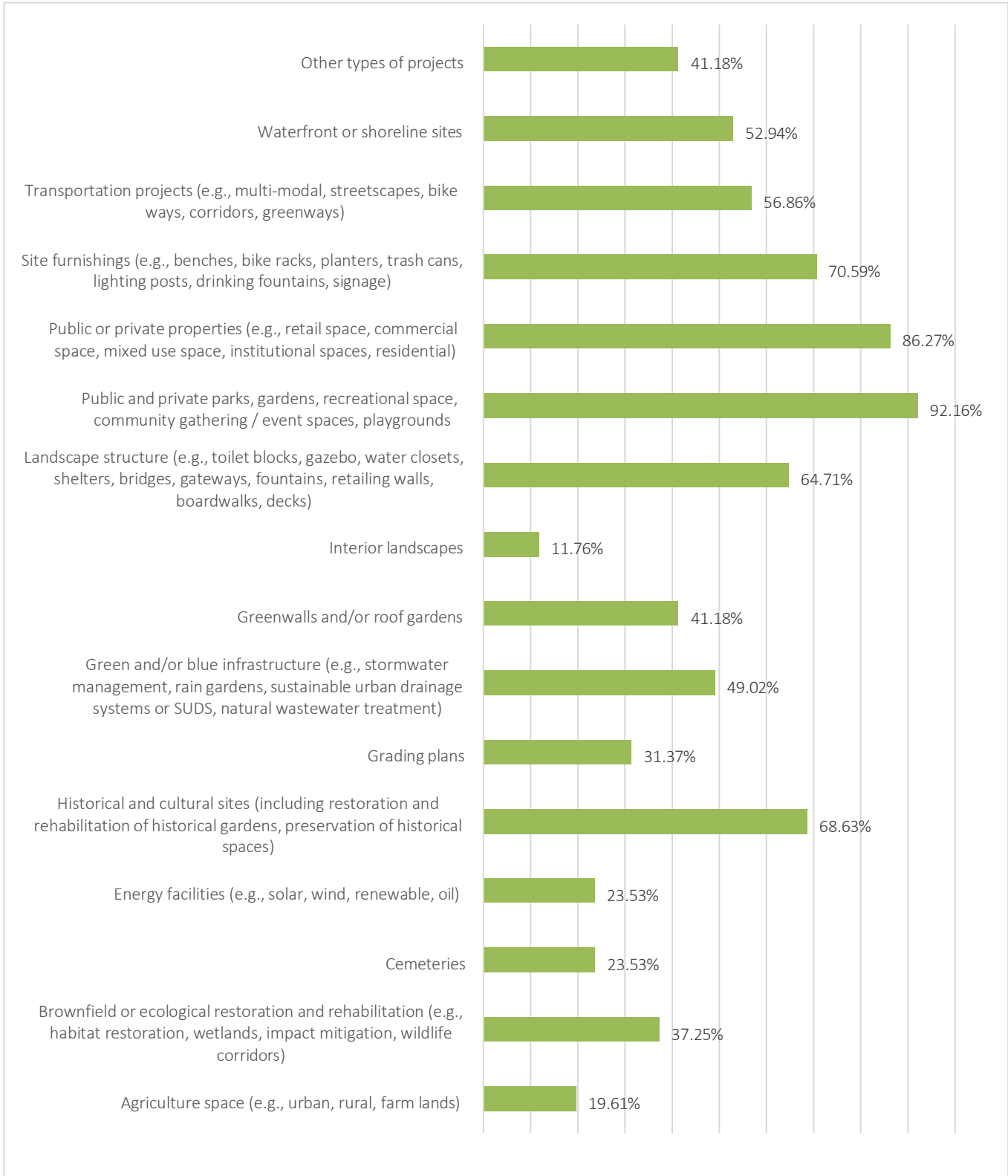
At which governmental level do you work?



Prepared for Estonia

Respondents were asked to report on which projects they have designed or participated in the design in. Respondents were allowed to select all options that are applicable as illustrated in Figure 18.

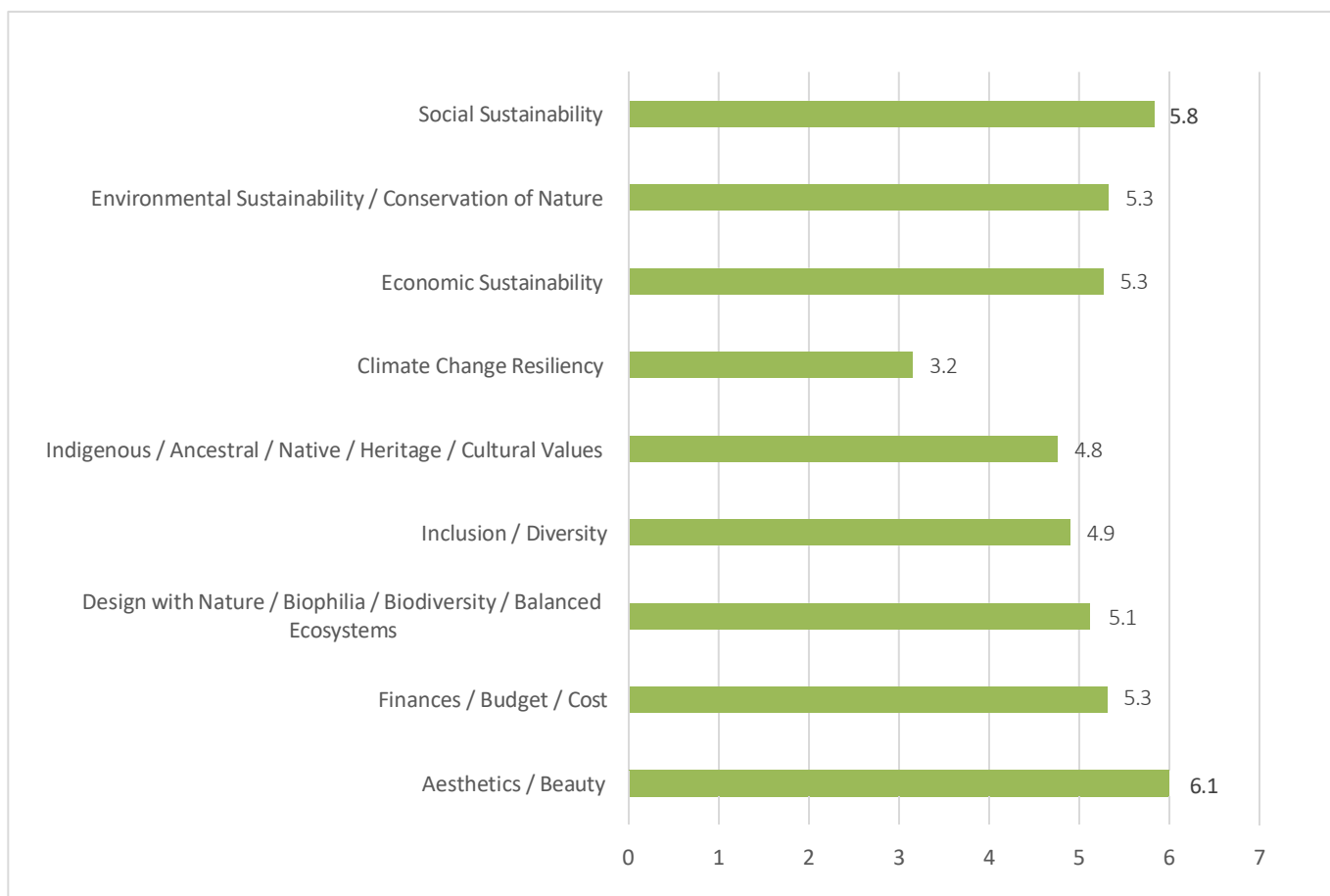
Which of these types of projects have you designed or participated in the design of? (Choose all that apply.)



Landscape Architecture Values

Survey participants were asked to rank nine principles or values based on the importance of each value on recent projects from one to nine, with one being least important and nine being most important as indicated in Figure 19.

Figure 19: Recent projects ranked principles

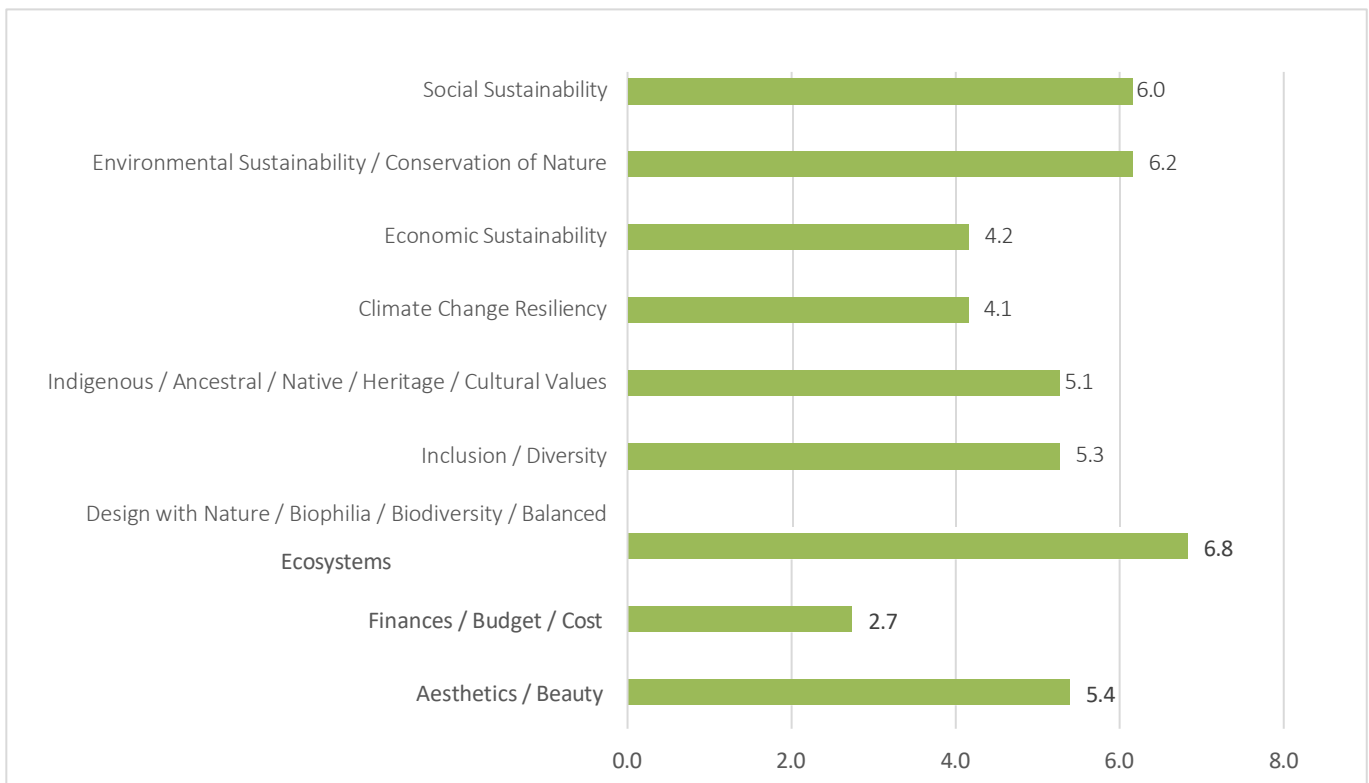


Prepared for Estonia

Survey participants were asked to rank the same nine principles or values based on the importance of each value as a professional working in landscape architecture from one to nine, with one being least important and nine being most important as indicated in Figure 20.

Figure 20: Value as a professional working in landscape architecture ranked principles.

Rank the following principles based on what you value as a professional working in landscape architecture.



Prepared for Estonia