

Superkrossi karikavõistluste II etapp
Sorted on Best Lap time
ZIGULU KAUSS
auto24ring Rallycross Track 1,200 km
Treeningsõit + kvalifikatsioonisõit - 15 minutit
22.02.2015 10:30
Practice started at 10:32:26

Pos	No.	Name	Race Team	Make	Best Tm	Diff	Gap	Laps	In Lap	Best Speed
1	150	Kristaps GRUNTE	Baldone	Lada 2104	45.919			12	8	94,079
2	151	Ingus SEIPULS	Ledurga	Lada 2101	46.595	0.676	0.676	11	7	92,714
3	61	Renars KARKLINS	Aluksne	Lada 2106	46.944	1.025	0.349	12	6	92,025
4	26	Ugis TRAUBERGS	Renceni	Lada 2101	47.217	1.298	0.273	11	7	91,492
5	185	Rimants FREIMANIS	Ledurga	Lada 2101	47.351	1.432	0.134	7	6	91,234
6	91	Dainis DAMBERGS	Ledurga	Lada 2107	48.121	2.202	0.770	11	8	89,774
7	55	Ugis VITINS	Valmiera	Lada 2105	48.239	2.320	0.118	11	8	89,554
8	98	Hermanis BANDERS	Renceni	Lada 21011	48.567	2.648	0.328	11	8	88,949
9	99	Raitis VEINSTEINS	Valmiera	Lada 2101	48.867	2.948	0.300	11	8	88,403
10	35	Ivars JOELIS	Jekabpils	Lada 2105	49.135	3.216	0.268	10	9	87,921
11	127	Ainars SKRIVLA	Ledurga	Lada 2103	49.240	3.321	0.105	2	2	87,734
12	062	Reits ELNIONIS	Riga	Lada 2105	51.742	5.823	2.502	10	8	83,491
13	87	Janis BERGS	Riga	Lada 2106	51.833	5.914	0.091	11	10	83,345
14	38	Auseklis LOGINS	Rujiena	Lada 2106	52.904	6.985	1.071	10	8	81,657
15	73	Janis BALODIS	Priekuli	Lada 21063	54.616	8.697	1.712	10	7	79,098

Superkrossi karikavõistluste II etapp

ZIGULU KAUSS

auto24ring Rallycross Track 1,200 km

Treeningsõit + kvalifikatsioonisõit - 15 minutit

22.02.2015 10:30

Practice started at 10:32:26

Lap	Lap Tm	Diff	Time of Day
(150) Kristaps GRUNTE			
1	49.530	+3.611	10:33:27.356
2	46.835	+0.916	10:34:14.191
3	50.872	+4.953	10:35:05.063
4	1:08.452	+22.533	10:36:13.515
5	46.585	+0.666	10:37:00.100
6	46.358	+0.439	10:37:46.458
7	48.422	+2.503	10:38:34.880
8	45.919		10:39:20.799
9	45.972	+0.053	10:40:06.771
10	46.695	+0.776	10:40:53.466
11	46.753	+0.834	10:41:40.219
12	1:08.759	+22.840	10:42:48.978

Lap	Lap Tm	Diff	Time of Day
(151) Ingus SEIPULS			
1	50.319	+3.724	10:33:43.497
2	48.612	+2.017	10:34:32.109
3	47.835	+1.240	10:35:19.944
4	1:02.228	+15.633	10:36:22.172
5	47.765	+1.170	10:37:09.937
6	46.832	+0.237	10:37:56.769
7	46.595		10:38:43.364
8	1:15.213	+28.618	10:39:58.577
9	48.070	+1.475	10:40:46.647
10	48.189	+1.594	10:41:34.836
11	48.809	+2.214	10:42:23.645

Lap	Lap Tm	Diff	Time of Day
(61) Renars KARKLINS			
1	53.178	+6.234	10:33:31.512
2	48.978	+2.034	10:34:20.490
3	51.566	+4.622	10:35:12.056
4	47.943	+0.999	10:35:59.999
5	1:02.263	+15.319	10:37:02.262
6	46.944		10:37:49.206

Lap	Lap Tm	Diff	Time of Day
7	1:10.357	+23.413	10:38:59.563
8	47.598	+0.654	10:39:47.161
9	49.816	+2.872	10:40:36.977
10	47.519	+0.575	10:41:24.496
11	47.144	+0.200	10:42:11.640
12	1:11.444	+24.500	10:43:23.084

Lap	Lap Tm	Diff	Time of Day
(26) Ugis TRAUBERGS			
1	51.159	+3.942	10:34:52.974
2	59.216	+11.999	10:35:52.190
3	48.357	+1.140	10:36:40.547
4	47.971	+0.754	10:37:28.518
5	47.711	+0.494	10:38:16.229
6	47.580	+0.363	10:39:03.809
7	47.217		10:39:51.026
8	47.232	+0.015	10:40:38.258
9	47.363	+0.146	10:41:25.621
10	47.710	+0.493	10:42:13.331
11	1:11.526	+24.309	10:43:24.857

Lap	Lap Tm	Diff	Time of Day
(185) Rimants FREIMANIS			
1	52.149	+4.798	10:33:32.748
2	48.191	+0.840	10:34:20.939
3	47.578	+0.227	10:35:08.517
4	48.274	+0.923	10:35:56.791
5	1:25.446	+38.095	10:37:22.237
6	47.351		10:38:09.588
7	49.580	+2.229	10:38:59.168

Lap	Lap Tm	Diff	Time of Day
(91) Dainis DAMBERGS			
1	53.526	+5.405	10:33:29.348
2	50.763	+2.642	10:34:20.111
3	49.540	+1.419	10:35:09.651
4	50.148	+2.027	10:35:59.799
5	48.560	+0.439	10:36:48.359

Lap	Lap Tm	Diff	Time of Day
6	1:04.692	+16.571	10:37:53.051
7	48.507	+0.386	10:38:41.558
8	48.121		10:39:29.679
9	49.073	+0.952	10:40:18.752
10	48.686	+0.565	10:41:07.438
11	48.627	+0.506	10:41:56.065

Lap	Lap Tm	Diff	Time of Day
(55) Ugis VITINS			
1	52.356	+4.117	10:33:39.834
2	50.319	+2.080	10:34:30.153
3	50.855	+2.616	10:35:21.008
4	49.758	+1.519	10:36:10.766
5	1:06.393	+18.154	10:37:17.159
6	48.816	+0.577	10:38:05.975
7	48.958	+0.719	10:38:54.933
8	48.239		10:39:43.172
9	49.202	+0.963	10:40:32.374
10	48.967	+0.728	10:41:21.341
11	48.989	+0.750	10:42:10.330

Lap	Lap Tm	Diff	Time of Day
(98) Hermanis BANDERS			
1	53.624	+5.057	10:33:56.325
2	52.360	+3.793	10:34:48.685
3	51.175	+2.608	10:35:39.860
4	49.028	+0.461	10:36:28.888
5	48.796	+0.229	10:37:17.684
6	1:05.168	+16.601	10:38:22.852
7	48.822	+0.255	10:39:11.674
8	48.567		10:40:00.241
9	48.925	+0.358	10:40:49.166
10	49.303	+0.736	10:41:38.469
11	49.160	+0.593	10:42:27.629

Lap	Lap Tm	Diff	Time of Day
(99) Raitis VEINSTEINS			
1	53.213	+4.346	10:33:36.113

Superkrossi karikavõistluste II etapp

ZIGULU KAUSS

auto24ring Rallycross Track 1,200 km

Treeningsõit + kvalifikatsioonisõit - 15 minutit

22.02.2015 10:30

Practice started at 10:32:26

Lap	Lap Tm	Diff	Time of Day
2	49.978	+1.111	10:34:26.091
3	50.086	+1.219	10:35:16.177
4	48.965	+0.098	10:36:05.142
5	50.116	+1.249	10:36:55.258
6	49.799	+0.932	10:37:45.057
7	1:07.621	+18.754	10:38:52.678
8	48.867		10:39:41.545
9	50.001	+1.134	10:40:31.546
10	51.352	+2.485	10:41:22.898
11	50.042	+1.175	10:42:12.940

(35) Ivars JOELIS

1	1:01.493	+12.358	10:34:08.278
2	56.425	+7.290	10:35:04.703
3	56.715	+7.580	10:36:01.418
4	1:08.765	+19.630	10:37:10.183
5	50.355	+1.220	10:38:00.538
6	50.380	+1.245	10:38:50.918
7	49.677	+0.542	10:39:40.595
8	50.073	+0.938	10:40:30.668
9	49.135		10:41:19.803
10	49.884	+0.749	10:42:09.687

(127) Ainars SKRIVLA

1	52.572	+3.332	10:33:37.864
2	49.240		10:34:27.104

(062) Reits ELNIONIS

1	1:00.864	+9.122	10:34:06.999
2	56.407	+4.665	10:35:03.406
3	56.922	+5.180	10:36:00.328
4	55.004	+3.262	10:36:55.332
5	1:13.137	+21.395	10:38:08.469
6	52.362	+0.620	10:39:00.831
7	52.911	+1.169	10:39:53.742

Lap	Lap Tm	Diff	Time of Day
8	51.742		10:40:45.484
9	51.845	+0.103	10:41:37.329
10	51.955	+0.213	10:42:29.284

(87) Janis BERGS

1	54.808	+2.975	10:33:43.326
2	54.228	+2.395	10:34:37.554
3	53.948	+2.115	10:35:31.502
4	52.392	+0.559	10:36:23.894
5	53.575	+1.742	10:37:17.469
6	52.180	+0.347	10:38:09.649
7	1:08.970	+17.137	10:39:18.619
8	51.975	+0.142	10:40:10.594
9	51.956	+0.123	10:41:02.550
10	51.833		10:41:54.383
11	52.147	+0.314	10:42:46.530

(38) Auseklis LOGINS

1	55.844	+2.940	10:33:51.820
2	54.292	+1.388	10:34:46.112
3	53.914	+1.010	10:35:40.026
4	54.372	+1.468	10:36:34.398
5	54.194	+1.290	10:37:28.592
6	53.430	+0.526	10:38:22.022
7	1:09.364	+16.460	10:39:31.386
8	52.904		10:40:24.290
9	53.460	+0.556	10:41:17.750
10	53.927	+1.023	10:42:11.677

(73) Janis BALODIS

1	56.834	+2.218	10:33:55.982
2	56.287	+1.671	10:34:52.269
3	55.322	+0.706	10:35:47.591
4	1:04.452	+9.836	10:36:52.043
5	54.914	+0.298	10:37:46.957

Lap	Lap Tm	Diff	Time of Day
6	55.105	+0.489	10:38:42.062
7	54.616		10:39:36.678
8	56.792	+2.176	10:40:33.470
9	55.582	+0.966	10:41:29.052
10	55.609	+0.993	10:42:24.661

Superkrossi karikavõistluste II etapp

Sorted on Laps

ZIGULU KAUSS

auto24ring Rallycross Track 1,200 km

1. poolfinaal - 7 ringi

22.02.2015 12:15

Race (7 Laps) started at 11:46:59

Pos	No.	Name	Race Team	Make	Laps	Total Tm	Diff	Best Tm	In Lap	Points
1	185	Rimants FREIMANIS	Ledurga	Lada 2101	7	5:36.319		45.003	7	1
2	150	Kristaps GRUNTE	Baldone	Lada 2104	7	5:37.165	0.846	43.972	6	2
3	151	Ingus SEIPULS	Ledurga	Lada 2101	7	5:45.390	9.071	45.719	5	3
4	26	Ugis TRAUBERGS	Renceni	Lada 2101	7	5:47.063	10.744	46.976	3	4
5	61	Renars KARKLINS	Aluksne	Lada 2106	7	5:50.683	14.364	46.623	6	5
6	91	Dainis DAMBERGS	Ledurga	Lada 2107	7	5:53.466	17.147	46.940	6	6
7	99	Raitis VEINSTEINS	Valmiera	Lada 2101	7	6:01.174	24.855	47.991	6	7
8	35	Ivars JOELIS	Jekabpils	Lada 2105	7	6:01.619	25.300	47.466	6	8
9	98	Hermanis BANDERS	Renceni	Lada 21011	7	6:03.508	27.189	47.832	3	9
10	55	Ugis VITINS	Valmiera	Lada 2105	7	6:04.804	28.485	47.933	7	10
11	87	Janis BERGS	Riga	Lada 2106	7	6:21.495	45.176	50.335	7	11
12	38	Auseklis LOGINS	Rujiena	Lada 2106	7	6:26.326	50.007	51.065	7	12
13	127	Ainars SKRIVLA	Ledurga	Lada 2103	6	4:53.971	1 Lap	45.618	4	13
14	062	Reits ELNIONIS	Riga	Lada 2105	6	5:38.848	1 Lap	51.121	3	14

Not classified

DNF	73	Janis BALODIS	Priekuli	Lada 21063	2	2:03.927	DNF	57.378	1	15
-----	----	----------------------	----------	------------	---	----------	-----	---------------	---	----

Margin of Victory	Avg. Speed	Best Lap Tm	Best Speed	Best Lap by
0.846	89,915	43.972	98,244	150 - Kristaps GRUNTE

Korraldaja: Erki Sport MTÜ

www.superkross.ee

Orbits

Võistluse direktor: Eiki ERISTE

Võistluse juht: Erko ERISTE

Võistluse ajamõõtja: Asper LEPPIK Tulemused ja ringiajad: www.mylaps.ee

Printed: 23.02.2015 4:13:21

Superkrossi karikavõistluste II etapp

ZIGULU KAUSS

auto24ring Rallycross Track 1,200 km

1. poolfinaal - 7 ringi

22.02.2015 12:15

Race (7 Laps) started at 11:46:59

Lap	Lap Tm	Diff	Time of Day
(185) Rimants FREIMANIS			
1	47.548	+2.545	11:47:47.989
2	45.174	+0.171	11:48:33.163
3	45.422	+0.419	11:49:18.585
4	1:01.449	+16.446	11:50:20.034
5	45.972	+0.969	11:51:06.006
6	45.305	+0.302	11:51:51.311
7	45.003		11:52:36.314

Lap	Lap Tm	Diff	Time of Day
(150) Kristaps GRUNTE			
1	48.442	+4.470	11:47:49.008
2	44.777	+0.805	11:48:33.785
3	45.305	+1.333	11:49:19.090
4	45.128	+1.156	11:50:04.218
5	1:04.055	+20.083	11:51:08.273
6	43.972		11:51:52.245
7	44.915	+0.943	11:52:37.160

Lap	Lap Tm	Diff	Time of Day
(151) Ingus SEIPULS			
1	49.480	+3.761	11:47:50.402
2	46.801	+1.082	11:48:37.203
3	45.889	+0.170	11:49:23.092
4	46.185	+0.466	11:50:09.277
5	45.719		11:50:54.996
6	1:04.079	+18.360	11:51:59.075
7	46.310	+0.591	11:52:45.385

Lap	Lap Tm	Diff	Time of Day
(26) Ugis TRAUBERGS			
1	50.430	+3.454	11:47:50.425
2	48.620	+1.644	11:48:39.045
3	46.976		11:49:26.021
4	46.979	+0.003	11:50:13.000
5	47.035	+0.059	11:51:00.035
6	59.868	+12.892	11:51:59.903

Lap	Lap Tm	Diff	Time of Day
(61) Renars KARKLINS			
7	47.155	+0.179	11:52:47.058
(91) Dainis DAMBERGS			
1	50.113	+3.490	11:47:50.559
2	49.006	+2.383	11:48:39.565
3	46.968	+0.345	11:49:26.533
4	47.184	+0.561	11:50:13.717
5	1:03.618	+16.995	11:51:17.335
6	46.623		11:52:03.958
7	46.720	+0.097	11:52:50.678

Lap	Lap Tm	Diff	Time of Day
(99) Raitis VEINSTEINS			
1	52.446	+5.506	11:47:53.548
2	48.602	+1.662	11:48:42.150
3	47.626	+0.686	11:49:29.776
4	1:02.084	+15.144	11:50:31.860
5	47.257	+0.317	11:51:19.117
6	46.940		11:52:06.057
7	47.404	+0.464	11:52:53.461

Lap	Lap Tm	Diff	Time of Day
(99) Raitis VEINSTEINS			
1	52.043	+4.052	11:47:53.000
2	49.241	+1.250	11:48:42.241
3	1:05.089	+17.098	11:49:47.330
4	49.080	+1.089	11:50:36.410
5	48.461	+0.470	11:51:24.871
6	47.991		11:52:12.862
7	48.307	+0.316	11:53:01.169

Lap	Lap Tm	Diff	Time of Day
(35) Ivars JOELIS			
1	53.899	+6.433	11:47:54.987
2	49.916	+2.450	11:48:44.903
3	47.919	+0.453	11:49:32.822
4	48.371	+0.905	11:50:21.193
5	1:04.822	+17.356	11:51:26.015

Lap	Lap Tm	Diff	Time of Day
(98) Hermanis BANDERS			
6	47.466		11:52:13.481
7	48.133	+0.667	11:53:01.614
(55) Ugis VITINS			
1	53.853	+6.021	11:47:54.672
2	49.630	+1.798	11:48:44.302
3	47.832		11:49:32.134
4	48.792	+0.960	11:50:20.926
5	48.729	+0.897	11:51:09.655
6	1:05.695	+17.863	11:52:15.350
7	48.153	+0.321	11:53:03.503

Lap	Lap Tm	Diff	Time of Day
(87) Janis BERGS			
1	54.548	+6.615	11:47:55.864
2	1:07.300	+19.367	11:49:03.164
3	48.496	+0.563	11:49:51.660
4	48.700	+0.767	11:50:40.360
5	48.381	+0.448	11:51:28.741
6	48.125	+0.192	11:52:16.866
7	47.933		11:53:04.799

Lap	Lap Tm	Diff	Time of Day
(87) Janis BERGS			
1	57.983	+7.648	11:47:59.507
2	53.200	+2.865	11:48:52.707
3	51.339	+1.004	11:49:44.046
4	1:04.689	+14.354	11:50:48.735
5	51.428	+1.093	11:51:40.163
6	50.992	+0.657	11:52:31.155
7	50.335		11:53:21.490

Lap	Lap Tm	Diff	Time of Day
(Auseklis LOGINS			
1	57.297	+6.232	11:47:58.980
2	54.421	+3.356	11:48:53.401
3	1:06.388	+15.323	11:49:59.789
4	52.798	+1.733	11:50:52.587

Superkrossi karikavõistluste II etapp

ZIGULU KAUSS

auto24ring Rallycross Track 1,200 km

1. poolfinaal - 7 ringi

22.02.2015 12:15

Race (7 Laps) started at 11:46:59

Lap	Lap Tm	Diff	Time of Day
5	51.473	+0.408	11:51:44.060
6	51.196	+0.131	11:52:35.256
7	51.065		11:53:26.321

(127) Ainars SKRIVLA

Lap	Lap Tm	Diff	Time of Day
1	53.733	+8.115	11:47:56.273
2	46.886	+1.268	11:48:43.159
3	45.842	+0.224	11:49:29.001
4	45.618		11:50:14.619
5	46.864	+1.246	11:51:01.483
6	52.483	+6.865	11:51:53.966

(062) Reits ELNIONIS

Lap	Lap Tm	Diff	Time of Day
1	58.151	+7.030	11:48:00.470
2	53.963	+2.842	11:48:54.433
3	51.121		11:49:45.554
4	51.660	+0.539	11:50:37.214
5	52.201	+1.080	11:51:29.415
6	1:09.428	+18.307	11:52:38.843

(73) Janis BALODIS

Lap	Lap Tm	Diff	Time of Day
1	57.378		11:47:59.246
2	1:04.676	+7.298	11:49:03.922

Lap Lap Tm Diff Time of Day

Lap Lap Tm Diff Time of Day

Superkrossi karikavõistluste II etapp

Lapchart


ZIGULU KAUSS

auto24ring Rallycross Track 1,200 km

1. poolfinaal - 7 ringi

22.02.2015 12:15

Race (7 Laps) started at 11:46:59



Competitors	Laps								
	0	1	2	3	4	5	6	7	
Ugis TRAUBERGS (26)	1	26	185	185	185	150	151	185	185
Rimants FREIMANIS (185)	2	185	150	150	150	151	26	150	150
Renars KARKLINS (61)	3	61	151	151	151	26	127	127	151
Kristaps GRUNTE (150)	4	150	26	26	26	61	185	151	26
Hermanis BANDERS (98)	5	98	61	61	61	127	150	26	61
Ingus SEIPULS (151)	6	151	99	91	127	185	98	61	91
Raitis VEINSTEINS (99)	7	99	91	99	91	98	61	91	99
Ivars JOELIS (35)	8	35	98	127	98	35	91	99	35
Dainis DAMBERGS (91)	9	91	35	98	35	91	99	35	98
Ugis VITINS (55)	10	55	55	35	87	99	35	98	55
Janis BERGS (87)	11	87	127	87	062	062	55	55	87
Auseklis LOGINS (38)	12	38	38	38	99	55	062	87	38
Janis BALODIS (73)	13	73	73	062	55	87	87	38	
Reits ELNIONIS (062)	14	062	87	55	38	38	38	062	
Ainars SKRIVLA (127)	15	127	062	73					

Superkrossi karikavõistluste II etapp

Sorted on Laps

ZIGULU KAUSS

auto24ring Rallycross Track 1,200 km

2. poolfinaal - 7 ringi

22.02.2015 14:15

Race (7 Laps) started at 12:40:26

Pos	No.	Name	Race Team	Make	Laps	Total Tm	Diff	Best Tm	In Lap	Points
1	185	Rimants FREIMANIS	Ledurga	Lada 2101	7	5:30.107		44.060	3	1
2	150	Kristaps GRUNTE	Baldone	Lada 2104	7	5:30.579	0.472	44.212	5	2
3	61	Renars KARKLINS	Aluksne	Lada 2106	7	5:43.162	13.055	46.533	4	3
4	91	Dainis DAMBERGS	Ledurga	Lada 2107	7	5:46.131	16.024	46.608	4	4
5	26	Ugis TRAUBERGS	Renceni	Lada 2101	7	5:47.407	17.300	46.889	6	5
6	35	Ivars JOELIS	Jekabpils	Lada 2105	7	5:52.351	22.244	46.876	7	6
7	98	Hermanis BANDERS	Renceni	Lada 21011	7	5:54.499	24.392	48.042	5	7
8	55	Ugis VITINS	Valmiera	Lada 2105	7	5:57.936	27.829	48.363	5	8
9	99	Raitis VEINSTEINS	Valmiera	Lada 2101	7	5:58.429	28.322	47.025	4	9
10	87	Janis BERGS	Riga	Lada 2106	7	6:14.407	44.300	49.762	7	10
11	38	Auseklis LOGINS	Rujiena	Lada 2106	7	6:19.237	49.130	50.197	4	11
12	062	Reits ELNIONIS	Riga	Lada 2105	7	6:20.122	50.015	51.164	3	12

Not classified

DNF	151	Ingus SEIPULS	Ledurga	Lada 2101	5	4:04.415	DNF	45.011	3	13
DNS	73	Janis BALODIS	Priekuli	Lada 21063		0.000	DNS		0	25
DNS	127	Ainars SKRIVLA	Ledurga	Lada 2103		0.000	DNS		0	25

Margin of Victory	Avg. Speed	Best Lap Tm	Best Speed	Best Lap by
0.472	91,607	44.060	98,048	185 - Rimants FREIMANIS

Korraldaja: Erki Sport MTÜ

www.superkross.ee

Orbits

Võistluse direktor: Eiki ERISTE

Võistluse juht: Erko ERISTE

Võistluse ajamõõtja: Asper LEPPIK

Tulemused ja ringiajad: www.mylaps.ee

Printed: 23.02.2015 4:16:29

Superkrossi karikavõistluste II etapp

ZIGULU KAUSS

auto24ring Rallycross Track 1,200 km

2. poolfinaal - 7 ringi

22.02.2015 14:15

Race (7 Laps) started at 12:40:26

Lap	Lap Tm	Diff	Time of Day
(185) Rimants FREIMANIS			
1	47.468	+3.408	12:41:13.785
2	44.393	+0.333	12:41:58.178
3	44.060		12:42:42.238
4	44.826	+0.766	12:43:27.064
5	59.120	+15.060	12:44:26.184
6	45.612	+1.552	12:45:11.796
7	44.529	+0.469	12:45:56.325

Lap	Lap Tm	Diff	Time of Day
(150) Kristaps GRUNTE			
1	46.229	+2.017	12:41:12.698
2	44.368	+0.156	12:41:57.066
3	44.442	+0.230	12:42:41.508
4	1:01.315	+17.103	12:43:42.823
5	44.212		12:44:27.035
6	45.192	+0.980	12:45:12.227
7	44.570	+0.358	12:45:56.797

Lap	Lap Tm	Diff	Time of Day
(61) Renars KARKLINS			
1	50.304	+3.771	12:41:16.787
2	46.952	+0.419	12:42:03.739
3	46.601	+0.068	12:42:50.340
4	46.533		12:43:36.873
5	46.721	+0.188	12:44:23.594
6	59.129	+12.596	12:45:22.723
7	46.657	+0.124	12:46:09.380

Lap	Lap Tm	Diff	Time of Day
(91) Dainis DAMBERGS			
1	50.762	+4.154	12:41:17.772
2	47.833	+1.225	12:42:05.605
3	59.392	+12.784	12:43:04.997
4	46.608		12:43:51.605
5	47.027	+0.419	12:44:38.632
6	47.036	+0.428	12:45:25.668

Lap	Lap Tm	Diff	Time of Day
(26) Ugis TRAUBERGS			
7	46.681	+0.073	12:46:12.349
1	54.103	+7.214	12:41:20.321
2	47.900	+1.011	12:42:08.221
3	47.404	+0.515	12:42:55.625
4	56.985	+10.096	12:43:52.610
5	46.895	+0.006	12:44:39.505
6	46.889		12:45:26.394
7	47.231	+0.342	12:46:13.625

Lap	Lap Tm	Diff	Time of Day
(35) Ivars JOELIS			
1	52.622	+5.746	12:41:19.653
2	48.164	+1.288	12:42:07.817
3	47.409	+0.533	12:42:55.226
4	47.645	+0.769	12:43:42.871
5	1:01.472	+14.596	12:44:44.343
6	47.350	+0.474	12:45:31.693
7	46.876		12:46:18.569

Lap	Lap Tm	Diff	Time of Day
(98) Hermanis BANDERS			
1	52.799	+4.757	12:41:19.914
2	59.929	+11.887	12:42:19.843
3	48.471	+0.429	12:43:08.314
4	48.148	+0.106	12:43:56.462
5	48.042		12:44:44.504
6	48.088	+0.046	12:45:32.592
7	48.125	+0.083	12:46:20.717

Lap	Lap Tm	Diff	Time of Day
(55) Ugis VITINS			
1	52.414	+4.051	12:41:19.200
2	49.288	+0.925	12:42:08.488
3	1:01.452	+13.089	12:43:09.940
4	48.565	+0.202	12:43:58.505
5	48.363		12:44:46.868

Lap	Lap Tm	Diff	Time of Day
(99) Raitis VEINSTEINS			
6	48.366	+0.003	12:45:35.234
7	48.920	+0.557	12:46:24.154
1	1:08.328	+21.303	12:41:35.126
2	49.413	+2.388	12:42:24.539
3	47.949	+0.924	12:43:12.488
4	47.025		12:43:59.513
5	48.326	+1.301	12:44:47.839
6	48.006	+0.981	12:45:35.845
7	48.802	+1.777	12:46:24.647

Lap	Lap Tm	Diff	Time of Day
(87) Janis BERGS			
1	55.272	+5.510	12:41:22.753
2	51.377	+1.615	12:42:14.130
3	1:05.794	+16.032	12:43:19.924
4	50.296	+0.534	12:44:10.220
5	50.572	+0.810	12:45:00.792
6	50.071	+0.309	12:45:50.863
7	49.762		12:46:40.625

Lap	Lap Tm	Diff	Time of Day
(38) Auseklis LOGINS			
1	1:06.384	+16.187	12:41:34.238
2	52.287	+2.090	12:42:26.525
3	55.656	+5.459	12:43:22.181
4	50.197		12:44:12.378
5	50.645	+0.448	12:45:03.023
6	51.219	+1.022	12:45:54.242
7	51.213	+1.016	12:46:45.455

Lap	Lap Tm	Diff	Time of Day
(062) Reits ELNIONIS			
1	56.626	+5.462	12:41:24.626
2	51.201	+0.037	12:42:15.827
3	51.164		12:43:06.991
4	1:02.802	+11.638	12:44:09.793

Superkrossi karikavõistluste II etapp

ZIGULU KAUSS

auto24ring Rallycross Track 1,200 km

2. poolfinaal - 7 ringi

22.02.2015 14:15

Race (7 Laps) started at 12:40:26

Lap	Lap Tm	Diff	Time of Day
5	51.431	+0.267	12:45:01.224
6	51.236	+0.072	12:45:52.460
7	53.880	+2.716	12:46:46.340

Lap	Lap Tm	Diff	Time of Day
-----	--------	------	-------------

Lap	Lap Tm	Diff	Time of Day
-----	--------	------	-------------

(151) Ingus SEIPULS

Lap	Lap Tm	Diff	Time of Day
1	47.940	+2.929	12:41:14.565
2	59.187	+14.176	12:42:13.752
3	45.011		12:42:58.763
4	46.018	+1.007	12:43:44.781
5	45.852	+0.841	12:44:30.633

Superkrossi karikavõistluste II etapp

Lapchart


ZIGULU KAUSS

auto24ring Rallycross Track 1,200 km

2. poolfinaal - 7 ringi

22.02.2015 14:15

Race (7 Laps) started at 12:40:26



Competitors	Laps								
	0	1	2	3	4	5	6	7	
Ugis TRAUBERGS (26)	1	26	150	150	150	185	61	185	185
Rimants FREIMANIS (185)	2	185	185	185	185	61	185	150	150
Kristaps GRUNTE (150)	3	150	151	61	61	150	150	61	61
Renars KARKLINS (61)	4	61	61	91	35	35	151	91	91
Ingunis SEIPULS (151)	5	151	91	35	26	151	91	26	26
Ugis VITINS (55)	6	55	55	26	151	91	26	35	35
Raitis VEINSTEINS (99)	7	99	35	55	91	26	35	98	98
Dainis DAMBERGS (91)	8	91	98	151	062	98	98	55	55
Ivars JOELIS (35)	9	35	26	87	98	55	55	99	99
Hermanis BANDERS (98)	10	98	87	062	55	99	99	87	87
Janis BERGS (87)	11	87	062	98	99	062	87	062	38
Auseklis LOGINS (38)	12	38	38	99	87	87	062	38	062
Reits ELNIONIS (062)	13	062	99	38	38	38	38		
Ainars SKRIVLA (127)	14	127							
Janis BALODIS (73)	15	73							

Superkrossi karikavõistluste II etapp

Sorted on Laps

ZIGULU KAUSS

auto24ring Rallycross Track 1,200 km

3. poolfinaal - 7 ringi

22.02.2015 16:15

Race (7 Laps) started at 13:37:31

Pos	No.	Name	Race Team	Make	Laps	Total Tm	Diff	Best Tm	In Lap	Points
1	150	Kristaps GRUNTE	Baldone	Lada 2104	7	5:26.814		43.559	6	1
2	185	Rimants FREIMANIS	Ledurga	Lada 2101	7	5:30.349	3.535	43.712	6	2
3	26	Ugis TRAUBERGS	Renceni	Lada 2101	7	5:45.227	18.413	47.427	5	3
4	61	Renars KARKLINS	Aluksne	Lada 2106	7	5:45.519	18.705	46.926	7	4
5	91	Dainis DAMBERGS	Ledurga	Lada 2107	7	5:53.441	26.627	46.680	5	5
6	35	Ivars JOELIS	Jekabpils	Lada 2105	7	5:54.187	27.373	47.615	6	6
7	99	Raitis VEINSTEINS	Valmiera	Lada 2101	7	5:56.060	29.246	47.558	7	7
8	55	Ugis VITINS	Valmiera	Lada 2105	7	6:01.317	34.503	48.046	4	8
9	062	Reits ELNIONIS	Riga	Lada 2105	7	6:12.157	45.343	50.349	5	9
10	87	Janis BERGS	Riga	Lada 2106	7	6:17.376	50.562	50.684	5	10

Not classified

DNF	98	Hermanis BANDERS	Renceni	Lada 21011		0.465	DNF		0	11
DNF	151	Ingus SEIPULS	Ledurga	Lada 2101		1.380	DNF		0	12
DNF	38	Auseklis LOGINS	Rujiena	Lada 2106		1.613	DNF		0	13
DNS	73	Janis BALODIS	Priekuli	Lada 21063		0.000	DNS		0	25
DNS	127	Ainars SKRIVLA	Ledurga	Lada 2103		0.000	DNS		0	25

Margin of Victory	Avg. Speed	Best Lap Tm	Best Speed	Best Lap by
3.535	92,530	43.559	99,176	150 - Kristaps GRUNTE

Korraldaja: Erki Sport MTÜ

www.superkross.ee

Orbits

Võistluse direktor: Eiki ERISTE

Võistluse juht: Erko ERISTE

Võistluse ajamõõtja: Asper LEPPIK Tulemused ja ringiajad: www.mylaps.ee

Printed: 23.02.2015 8:41:59

Superkrossi karikavõistluste II etapp

ZIGULU KAUSS

auto24ring Rallycross Track 1,200 km

3. poolfinaal - 7 ringi

22.02.2015 16:15

Race (7 Laps) started at 13:37:31

Lap	Lap Tm	Diff	Time of Day
(150) Kristaps GRUNTE			
1	47.078	+3.519	13:38:18.524
2	44.738	+1.179	13:39:03.262
3	59.170	+15.611	13:40:02.432
4	44.325	+0.766	13:40:46.757
5	44.088	+0.529	13:41:30.845
6	43.559		13:42:14.404
7	43.566	+0.007	13:42:57.970

Lap	Lap Tm	Diff	Time of Day
(185) Rimants FREIMANIS			
1	49.465	+5.753	13:38:20.899
2	45.453	+1.741	13:39:06.352
3	44.627	+0.915	13:39:50.979
4	57.308	+13.596	13:40:48.287
5	44.084	+0.372	13:41:32.371
6	43.712		13:42:16.083
7	45.422	+1.710	13:43:01.505

Lap	Lap Tm	Diff	Time of Day
(26) Uģis TRAUBERGS			
1	49.949	+2.522	13:38:21.105
2	47.541	+0.114	13:39:08.646
3	47.752	+0.325	13:39:56.398
4	57.493	+10.066	13:40:53.891
5	47.427		13:41:41.318
6	47.526	+0.099	13:42:28.844
7	47.539	+0.112	13:43:16.383

Lap	Lap Tm	Diff	Time of Day
(61) Renars KARKLINS			
1	50.373	+3.447	13:38:21.727
2	47.206	+0.280	13:39:08.933
3	58.364	+11.438	13:40:07.297
4	47.243	+0.317	13:40:54.540
5	47.004	+0.078	13:41:41.544
6	48.205	+1.279	13:42:29.749

Lap	Lap Tm	Diff	Time of Day
7	46.926		13:43:16.675
(91) Dainis DAMBERGS			
1	1:09.961	+23.281	13:38:41.194
2	47.441	+0.761	13:39:28.635
3	47.449	+0.769	13:40:16.084
4	46.973	+0.293	13:41:03.057
5	46.680		13:41:49.737
6	47.442	+0.762	13:42:37.179
7	47.418	+0.738	13:43:24.597

Lap	Lap Tm	Diff	Time of Day
(35) Ivars JOELIS			
1	52.247	+4.632	13:38:24.036
2	47.852	+0.237	13:39:11.888
3	47.945	+0.330	13:39:59.833
4	48.327	+0.712	13:40:48.160
5	1:01.105	+13.490	13:41:49.265
6	47.615		13:42:36.880
7	48.463	+0.848	13:43:25.343

Lap	Lap Tm	Diff	Time of Day
(99) Raitis VEINSTEINS			
1	53.407	+5.849	13:38:25.361
2	47.721	+0.163	13:39:13.082
3	47.978	+0.420	13:40:01.060
4	48.886	+1.328	13:40:49.946
5	1:01.660	+14.102	13:41:51.606
6	48.052	+0.494	13:42:39.658
7	47.558		13:43:27.216

Lap	Lap Tm	Diff	Time of Day
(55) Uģis VITINS			
1	1:01.467	+13.421	13:38:33.250
2	56.753	+8.707	13:39:30.003
3	48.534	+0.488	13:40:18.537
4	48.046		13:41:06.583
5	48.674	+0.628	13:41:55.257

Lap	Lap Tm	Diff	Time of Day
6	48.923	+0.877	13:42:44.180
7	48.293	+0.247	13:43:32.473
(062) Reits ELNIONIS			
1	1:05.869	+15.520	13:38:38.952
2	51.025	+0.676	13:39:29.977
3	51.123	+0.774	13:40:21.100
4	50.353	+0.004	13:41:11.453
5	50.349		13:42:01.802
6	50.436	+0.087	13:42:52.238
7	51.075	+0.726	13:43:43.313

Lap	Lap Tm	Diff	Time of Day
(87) Janis BERGS			
1	56.992	+6.308	13:38:28.991
2	51.935	+1.251	13:39:20.926
3	51.889	+1.205	13:40:12.815
4	1:02.147	+11.463	13:41:14.962
5	50.684		13:42:05.646
6	51.797	+1.113	13:42:57.443
7	51.089	+0.405	13:43:48.532



Superkrossi karikavõistluste II etapp

Lapchart


ZIGULU KAUSS

auto24ring Rallycross Track 1,200 km

3. poolfinaal - 7 ringi

22.02.2015 16:15

Race (7 Laps) started at 13:37:31



Competitors	Laps								
	0	1	2	3	4	5	6	7	
Ugis TRAUBERGS (26)	1	26	150	150	185	150	150	150	150
Dainis DAMBERGS (91)	2	91	185	185	26	35	185	185	185
Renars KARKLINS (61)	3	61	26	26	35	185	26	26	26
Rimants FREIMANIS (185)	4	185	61	61	99	99	61	61	61
Kristaps GRUNTE (150)	5	150	35	35	150	26	35	35	91
Hermanis BANDERS (98)	6	98	99	99	61	61	91	91	35
Ugis VITINS (55)	7	55	87	87	87	91	99	99	99
Ivars JOELIS (35)	8	35	55	91	91	55	55	55	55
Raitis VEINSTEINS (99)	9	99	062	062	55	062	062	062	062
Janis BERGS (87)	10	87	91	55	062	87	87	87	87
Ingus SEIPULS (151)	11	151							
Auseklis LOGINS (38)	12	38							
Reits ELNIONIS (062)	13	062							
Ainars SKRIVLA (127)	14	127							
Janis BALODIS (73)	15	73							

Superkrossi karikavõistluste II etapp

Sorted on Laps

ZIGULU KAUSS

auto24ring Rallycross Track 1,200 km

Finaal - 9 ringi

22.02.2015 18:15

Race (9 Laps) started at 14:54:41

Pos	No.	Name	Race Team	Make	Laps	Total Tm	Diff	Best Tm	In Lap
1	150	Kristaps GRUNTE	Baldone	Lada 2104	9	7:01.747		43.744	3
2	185	Rimants FREIMANIS	Ledurga	Lada 2101	9	7:04.684	2.937	44.328	4
3	91	Dainis DAMBERGS	Ledurga	Lada 2107	9	7:15.688	13.941	46.505	7
4	61	Renars KARKLINS	Aluksne	Lada 2106	9	7:17.100	15.353	46.211	4
5	26	Ugis TRAUBERGS	Renceni	Lada 2101	9	7:25.840	24.093	47.091	8
6	35	Ivars JOELIS	Jekabpils	Lada 2105	9	7:28.570	26.823	47.116	8
7	99	Raitis VEINSTEINS	Valmiera	Lada 2101	9	7:30.298	28.551	47.422	4
8	55	Ugis VITINS	Valmiera	Lada 2105	9	7:35.638	33.891	47.794	6
9	87	Janis BERGS	Riga	Lada 2106	9	7:48.658	46.911	49.610	5
10	062	Reits ELNIONIS	Riga	Lada 2105	8	7:02.100	1 Lap	49.344	7
11	38	Auseklis LOGINS	Rujiena	Lada 2106	8	7:07.667	1 Lap	49.868	4

Not classified

DNS	151	Ingus SEIPULS	Ledurga	Lada 2101		0.000	DNS		0
DNS	98	Hermanis BANDERS	Renceni	Lada 21011		0.000	DNS		0
DNS	73	Janis BALODIS	Priekuli	Lada 21063		0.000	DNS		0
DNS	127	Ainars SKRIVLA	Ledurga	Lada 2103		0.000	DNS		0

Margin of Victory	Avg. Speed	Best Lap Tm	Best Speed	Best Lap by
2.937	92,188	43.744	98,756	150 - Kristaps GRUNTE

Korraldaja: Erki Sport MTÜ

www.superkross.ee

Orbits

Võistluse direktor: Eiki ERISTE

Võistluse juht: Erko ERISTE

Võistluse ajamõõtja: Asper LEPPIK Tulemused ja ringiajad: www.mylaps.ee

Printed: 23.02.2015 8:43:16