

Summer Race 2011

Sorted on Best Lap time

Xtreme Race Cup

Audru Circuit 2,173 Km

Xtreme Race Cup - free practice 1

8.07.2011 12:00

Practice started at 12:01:14

Pos	No.	Name	Nat	Entrant/Race Team	Make	Best Tm	Diff	Gap	Laps	In Lap	Best Speed
1	22	Juha Hannonen	FIN	HRF	BMW 325i	1:02.338			12	11	125,490
2	69	Sami Grönthal / Jari Nuoramo	FIN	NuUA	BMW 325i	1:02.845	0.507	0.507	14	11	124,478
3	3	Olli Jalonen / Olavi Suono	FIN	HanUA	BMW 325i	1:03.226	0.888	0.381	17	14	123,728
4	5	Kai Eklund / Gunnar Alm	FIN	TapUA / EspooUA	BMW 325i	1:03.373	1.035	0.147	12	10	123,441
5	26	Pekka Lintumäki / Jesse Lintumäki	FIN	Keimola FK-K	BMW 325i	1:04.004	1.666	0.631	16	14	122,224
6	20	Rauno Pekkola / Janne Kettumäki	FIN	PertUA / LapUA	BMW 325i	1:04.291	1.953	0.287	6	5	121,678
7	67	Kari-Pekka Laaksonen / Marko Mäkelä	FIN	NokUA	BMW 325i	1:04.542	2.204	0.251	17	8	121,205
8	27	Hannu Työppönen / Juha Huhtala	FIN	Keimole FK-K / VihUA	BMW 325i	1:04.546	2.208	0.004	4	2	121,197
9	63	Antti Vekara / Pete Leinonen	FIN	Espoo UA	BMW 325i	1:05.259	2.921	0.713	16	7	119,873
10	7	Krista Juti / Tapio Peltola	FIN	SatUA	BMW 325i	1:05.653	3.315	0.394	16	7	119,154

Organizer: A2 Management; Pole Position

Orbits

Clerk of the Course: Raul Koov; Avo Elme; Jari Saarinen

Secretary of race: Piret Koov

Official Timing: EAL Timing Posted at:

Officialised at:

EAL TIMING

MYLAPS
SPORTS TIMING

Summer Race 2011

Xtreme Race Cup

Audru Circuit 2,173 Km

Xtreme Race Cup - free practice 1

8.07.2011 12:00

Practice started at 12:01:14

Lap	Lap Tm	Diff	Time of Day
(22) Juha Hannonen			
1	1:20.875	+18.537	12:03:21.256
2	1:03.414	+1.076	12:04:24.670
3	1:05.608	+3.270	12:05:30.278
4	1:02.562	+0.224	12:06:32.840
p5	1:19.246	+16.908	12:07:52.086
6	2:38.818	+1:36.480	12:10:30.904
7	1:02.870	+0.532	12:11:33.774
8	1:08.892	+6.554	12:12:42.666
9	1:02.628	+0.290	12:13:45.294
10	1:02.674	+0.336	12:14:47.968
11	1:02.338		12:15:50.306
12	1:06.878	+4.540	12:16:57.184

Lap	Lap Tm	Diff	Time of Day
(69) Sami Grönthal / Jari Nuoramo			
1	1:17.461	+14.616	12:02:58.919
2	1:03.612	+0.767	12:04:02.531
3	1:03.543	+0.698	12:05:06.074
4	1:02.868	+0.023	12:06:08.942
5	1:03.191	+0.346	12:07:12.133
6	1:02.875	+0.030	12:08:15.008
p7	1:34.413	+31.568	12:09:49.421
8	3:58.076	+2:55.231	12:13:47.497
9	1:03.515	+0.670	12:14:51.012
10	1:02.885	+0.040	12:15:53.897
11	1:02.845		12:16:56.742
12	1:02.938	+0.093	12:17:59.680
13	1:02.852	+0.007	12:19:02.532
14	1:03.797	+0.952	12:20:06.329

Lap	Lap Tm	Diff	Time of Day
(3) Olli Jalonen / Olavi Suono			
1	1:17.902	+14.676	12:03:00.744
2	1:04.296	+1.070	12:04:05.040
3	1:03.985	+0.759	12:05:09.025
4	1:04.012	+0.786	12:06:13.037
5	1:04.291	+1.065	12:07:17.328
6	1:03.716	+0.490	12:08:21.044
7	1:04.216	+0.990	12:09:25.260
8	1:04.431	+1.205	12:10:29.691
9	1:03.393	+0.167	12:11:33.084
10	1:05.585	+2.359	12:12:38.669
11	1:03.852	+0.626	12:13:42.521
12	1:03.521	+0.295	12:14:46.042
13	1:03.351	+0.125	12:15:49.393
14	1:03.226		12:16:52.619
15	1:03.667	+0.441	12:17:56.286
16	1:03.405	+0.179	12:18:59.691
17	1:03.455	+0.229	12:20:03.146

Lap	Lap Tm	Diff	Time of Day
(5) Kai Eklund / Gunnar Alm			
1	1:28.983	+25.610	12:03:36.727
p2	5:10.628	+4:07.255	12:08:47.355
3	1:17.423	+14.050	12:10:04.778
4	1:04.578	+1.205	12:11:09.356
5	1:04.669	+1.296	12:12:14.025
6	1:04.737	+1.364	12:13:18.762
7	1:05.514	+2.141	12:14:24.276
8	1:24.961	+21.588	12:15:49.237
9	1:05.361	+1.988	12:16:54.598
10	1:03.373		12:17:57.971
11	1:03.498	+0.125	12:19:01.469
12	1:03.936	+0.563	12:20:05.405

Lap	Lap Tm	Diff	Time of Day
(26) Pekka Lintumäki / Jesse Lintumäki			
1	1:29.847	+25.843	12:03:03.735

Lap	Lap Tm	Diff	Time of Day
2	1:14.472	+10.468	12:04:18.207
3	1:04.354	+0.350	12:05:22.561
4	1:04.119	+0.115	12:06:26.680
5	1:05.396	+1.392	12:07:32.076
6	1:19.339	+15.335	12:08:51.415
7	1:13.287	+9.283	12:10:04.702
8	1:12.393	+8.389	12:11:17.095
9	1:14.306	+10.302	12:12:31.401
10	1:05.547	+1.543	12:13:36.948
11	1:04.519	+0.515	12:14:41.467
12	1:04.269	+0.265	12:15:45.736
13	1:04.582	+0.578	12:16:50.318
14	1:04.004		12:17:54.322
15	1:04.209	+0.205	12:18:58.531
16	1:06.339	+2.335	12:20:04.870

Lap	Lap Tm	Diff	Time of Day
(20) Rauno Pekkola / Janne Kettumäki			
1	1:22.222	+17.931	12:03:42.734
2	1:05.897	+1.606	12:04:48.631
3	1:04.754	+0.463	12:05:53.385
4	1:05.608	+1.317	12:06:58.993
5	1:04.291		12:08:03.284
p6	1:55.131	+50.840	12:09:58.415

Lap	Lap Tm	Diff	Time of Day
(67) Kari-Pekka Laaksonen / Marko Mäkelä			
1	1:18.330	+13.788	12:03:02.783
2	1:05.547	+1.005	12:04:08.330
3	1:05.055	+0.513	12:05:13.385
4	1:04.661	+0.119	12:06:18.046
5	1:05.038	+0.496	12:07:23.084
6	1:04.745	+0.203	12:08:27.829
7	1:06.839	+2.297	12:09:34.668
8	1:04.542		12:10:39.210
9	1:05.694	+1.152	12:11:44.904
10	1:06.003	+1.461	12:12:50.907
11	1:04.730	+0.188	12:13:55.637
12	1:05.754	+1.212	12:15:01.391
13	1:04.664	+0.122	12:16:06.055
14	1:04.895	+0.353	12:17:10.950
15	1:05.759	+1.217	12:18:16.709
16	1:04.936	+0.394	12:19:21.645
17	1:05.138	+0.596	12:20:26.783

Lap	Lap Tm	Diff	Time of Day
(27) Hannu Työppönen / Juha Huhtala			
1	1:17.434	+12.888	12:02:46.237
2	1:04.546		12:03:50.783
3	1:04.713	+0.167	12:04:55.496
4	1:19.734	+15.188	12:06:15.230

Lap	Lap Tm	Diff	Time of Day
(63) Antti Vekara / Pete Leinonen			
1	1:27.823	+22.564	12:03:37.414
2	1:07.093	+1.834	12:04:44.507
3	1:07.459	+2.200	12:05:51.966
4	1:08.153	+2.894	12:07:00.119
5	1:05.850	+0.591	12:08:05.969
6	1:10.099	+4.840	12:09:16.068
7	1:05.259		12:10:21.327
8	1:06.526	+1.267	12:11:27.853
9	1:11.280	+6.021	12:12:39.133
10	1:05.535	+0.276	12:13:44.668
11	1:07.707	+2.448	12:14:52.375
12	1:05.910	+0.651	12:15:58.285
13	1:06.432	+1.173	12:17:04.717
14	1:07.070	+1.811	12:18:11.787
15	1:06.288	+1.029	12:19:18.075
16	1:06.032	+0.773	12:20:24.107

Organizer: A2 Management; Pole Position

Orbits

Clerk of the Course: Raul Koov; Avo Elme; Jari Saarinen

Secretary of race: Piret Koov

Official Timing: EAL Timing Posted at:

Officialised at:

Printed: 13.07.2011 10:54:33

Summer Race 2011

Sorted on Best Lap time

Xtreme Race Cup

Audru Circuit 2,173 Km

Xtreme Race Cup - free practice 2

8.07.2011 13:15

Practice started at 13:15:33

Pos	No.	Name	Nat	Entrant/Race Team	Make	Best Tm	Diff	Gap	Laps	In Lap	Best Speed
1	22	Juha Hannonen	FIN	HRF	BMW 325i	1:02.380			11	4	125,406
2	69	Sami Grönthal / Jari Nuoramo	FIN	NuUA	BMW 325i	1:02.676	0.296	0.296	12	9	124,813
3	27	Hannu Työppönen / Juha Huhtala	FIN	Keimole FK-K / VihUA	BMW 325i	1:03.097	0.717	0.421	18	6	123,981
4	3	Olli Jalonen / Olavi Suono	FIN	HanUA	BMW 325i	1:03.247	0.867	0.150	18	12	123,686
5	5	Kai Eklund / Gunnar Alm	FIN	TapUA / EspooUA	BMW 325i	1:03.367	0.987	0.120	15	9	123,452
6	26	Pekka Lintumäki / Jesse Lintumäki	FIN	Keimola FK-K	BMW 325i	1:03.480	1.100	0.113	17	9	123,233
7	67	Kari-Pekka Laaksonen / Marko Mäkelä	FIN	NokUA	BMW 325i	1:04.078	1.698	0.598	14	6	122,082
8	63	Antti Vekara / Pete Leinonen	FIN	Espoo UA	BMW 325i	1:04.940	2.560	0.862	17	9	120,462
9	20	Rauno Pekkola / Janne Kettumäki	FIN	PertUA / LapUA	BMW 325i	1:05.051	2.671	0.111	14	6	120,256
10	7	Krista Juti / Tapio Peltola	FIN	SatUA	BMW 325i	1:05.137	2.757	0.086	13	2	120,098

Summer Race 2011

Xtreme Race Cup

Audru Circuit 2,173 Km

Xtreme Race Cup - free practice 2

8.07.2011 13:15

Practice started at 13:15:33

Lap	Lap Tm	Diff	Time of Day
(22) Juha Hannonen			
1	1:20.294	+17.914	13:19:35.863
2	1:02.767	+0.387	13:20:38.630
3	1:03.284	+0.904	13:21:41.914
4	1:02.380		13:22:44.294
5	1:07.061	+4.681	13:23:51.355
6	1:02.933	+0.553	13:24:54.288
7	1:02.573	+0.193	13:25:56.861
p8	1:37.055	+34.675	13:27:33.916
9	2:34.403	+1:32.023	13:30:08.319
10	1:02.896	+0.516	13:31:11.215
11	1:02.970	+0.590	13:32:14.185

(69) Sami Grönthal / Jari Nuoramo			
1	1:16.543	+13.867	13:17:31.799
2	1:03.334	+0.658	13:18:35.133
3	1:02.820	+0.144	13:19:37.953
4	1:02.762	+0.086	13:20:40.715
5	1:03.047	+0.371	13:21:43.762
6	1:02.782	+0.106	13:22:46.544
7	1:02.700	+0.024	13:23:49.244
8	1:02.947	+0.271	13:24:52.191
9	1:02.676		13:25:54.867
10	1:02.739	+0.063	13:26:57.606
11	1:02.860	+0.184	13:28:00.466
12	1:02.829	+0.153	13:29:03.295

(27) Hannu Työppönen / Juha Huhtala			
1	1:16.115	+13.018	13:17:32.946
2	1:03.808	+0.711	13:18:36.754
3	1:04.589	+1.492	13:19:41.343
4	1:03.384	+0.287	13:20:44.727
5	1:03.575	+0.478	13:21:48.302
6	1:03.097		13:22:51.399
7	1:03.248	+0.151	13:23:54.647
8	1:04.357	+1.260	13:24:59.004
9	1:03.574	+0.477	13:26:02.578
10	1:04.848	+1.751	13:27:07.426
11	1:03.671	+0.574	13:28:11.097
12	1:03.511	+0.414	13:29:14.608
13	1:04.875	+1.778	13:30:19.483
14	1:03.454	+0.357	13:31:22.937
15	1:03.102	+0.005	13:32:26.039
16	1:03.493	+0.396	13:33:29.532
17	1:03.151	+0.054	13:34:32.683
18	1:06.014	+2.917	13:35:38.697

(3) Olli Jalonen / Olavi Suono			
1	1:14.779	+11.532	13:17:33.374
2	1:03.809	+0.562	13:18:37.183
3	1:03.543	+0.296	13:19:40.726
4	1:03.534	+0.287	13:20:44.260
5	1:03.468	+0.221	13:21:47.728
6	1:03.383	+0.136	13:22:51.111
7	1:03.293	+0.046	13:23:54.404
8	1:05.007	+1.760	13:24:59.411
9	1:03.378	+0.131	13:26:02.789
10	1:04.270	+1.023	13:27:07.059
11	1:03.594	+0.347	13:28:10.653
12	1:03.247		13:29:13.900
13	1:03.362	+0.115	13:30:17.262
14	1:03.760	+0.513	13:31:21.022
15	1:03.688	+0.441	13:32:24.710
16	1:03.589	+0.342	13:33:28.299
17	1:03.761	+0.514	13:34:32.060

(5) Kai Eklund / Gunnar Alm			
1	1:15.164	+11.797	13:17:53.278
2	1:04.576	+1.209	13:18:57.854
3	1:03.840	+0.473	13:20:01.694
4	1:03.891	+0.524	13:21:05.585
5	1:03.477	+0.110	13:22:09.062
6	1:04.030	+0.663	13:23:13.092
7	1:03.896	+0.529	13:24:16.988
8	1:03.845	+0.478	13:25:20.833
9	1:03.367		13:26:24.200
10	1:04.337	+0.970	13:27:28.537
11	1:03.864	+0.497	13:28:32.401
12	1:03.976	+0.609	13:29:36.377
13	1:26.940	+23.573	13:31:03.317
14	1:17.583	+14.216	13:32:20.900
15	1:04.040	+0.673	13:33:24.940

(26) Pekka Lintumäki / Jesse Lintumäki			
1	1:16.159	+12.679	13:17:52.831
2	1:05.744	+2.264	13:18:58.575
3	1:04.136	+0.656	13:20:02.711
4	1:03.562	+0.082	13:21:06.273
5	1:03.483	+0.003	13:22:09.756
6	1:03.899	+0.419	13:23:13.655
p7	1:24.959	+21.479	13:24:38.614
8	1:14.132	+10.652	13:25:52.746
9	1:03.480		13:26:56.226
10	1:05.951	+2.471	13:28:02.177
11	1:04.375	+0.895	13:29:06.552
12	1:04.489	+1.009	13:30:11.041
13	1:04.878	+1.398	13:31:15.919
14	1:04.553	+1.073	13:32:20.472
15	1:03.795	+0.315	13:33:24.267
16	1:03.886	+0.406	13:34:28.153
17	1:09.731	+6.251	13:35:37.884

(67) Kari-Pekka Laaksonen / Marko Mäkelä			
1	1:15.118	+11.040	13:21:02.150
2	1:05.382	+1.304	13:22:07.532
3	1:07.534	+3.456	13:23:15.066
4	1:05.238	+1.160	13:24:20.304
5	1:04.383	+0.305	13:25:24.687
6	1:04.078		13:26:28.765
7	1:05.692	+1.614	13:27:34.457
8	1:04.486	+0.408	13:28:38.943
9	1:05.403	+1.325	13:29:44.346
10	1:06.646	+2.568	13:30:50.992
11	1:05.351	+1.273	13:31:56.343
12	1:07.209	+3.131	13:33:03.552
13	1:05.156	+1.078	13:34:08.708
14	1:24.790	+20.712	13:35:33.498

(63) Antti Vekara / Pete Leinonen			
1	1:14.099	+9.159	13:17:53.909
2	1:06.215	+1.275	13:19:00.124
3	1:06.037	+1.097	13:20:06.161
4	1:05.494	+0.554	13:21:11.655
5	1:05.453	+0.513	13:22:17.108
6	1:05.349	+0.409	13:23:22.457
7	1:05.240	+0.300	13:24:27.697
8	1:05.306	+0.366	13:25:33.003
9	1:04.940		13:26:37.943
10	1:05.111	+0.171	13:27:43.054
11	1:05.204	+0.264	13:28:48.258

(20) Rauno Pekkola / Janne Kettumäki			
1	1:16.865	+11.814	13:18:27.137
2	1:05.639	+0.588	13:19:32.776
3	1:05.476	+0.425	13:20:38.252
p4	1:30.178	+25.127	13:22:08.430
5	1:49.996	+44.945	13:23:58.426
6	1:05.051		13:25:03.477
7	1:05.816	+0.765	13:26:09.293
8	1:05.830	+0.779	13:27:15.123
9	1:05.591	+0.540	13:28:20.714
p10	1:29.650	+24.599	13:29:50.364
11	2:22.688	+1:17.637	13:32:13.052
12	1:05.796	+0.745	13:33:18.848
13	1:06.687	+1.636	13:34:25.535
14	1:10.510	+5.459	13:35:36.045

(7) Krista Juti / Tapio Peltola			
1	1:15.170	+10.033	13:17:36.241
2	1:05.137		13:18:41.378
3	1:05.493	+0.356	13:19:46.871
4	1:06.529	+1.392	13:20:53.400
5	1:05.833	+0.696	13:21:59.233
6	1:05.952	+0.815	13:23:05.185
7	1:06.322	+1.185	13:24:11.507
8	1:05.689	+0.552	13:25:17.196
9	1:05.707	+0.570	13:26:22.903
10	1:07.755	+2.618	13:27:30.658
11	1:05.790	+0.653	13:28:36.448
12	1:06.749	+1.612	13:29:43.197
13	1:09.908	+4.771	13:30:53.105

Organizer: A2 Management; Pole Position

Orbits

Clerk of the Course: Raul Koov; Avo Elme; Jari Saarinen

Secretary of race: Piret Koov

Official Timing: EAL Timing Posted at:

Officialised at:

Printed: 13.07.2011 10:55:00

Summer Race 2011

Sorted on Best Lap time

Xtreme Race Cup

Audru Circuit 2,173 Km

Xtreme Race Cup - free practice 3

8.07.2011 14:30

Practice started at 14:30:18

Pos	No.	Name	Nat	Entrant/Race Team	Make	Best Tm	Diff	Gap	Laps	In Lap	Best Speed
1	22	Juha Hannonen	FIN	HRF	BMW 325i	1:02.303			15	10	125,561
2	96	Kari Grönthal / Timo Grönthal	FIN	NuUA	BMW 325i	1:02.457	0.154	0.154	15	6	125,251
3	69	Sami Grönthal / Jari Nuoramo	FIN	NuUA	BMW 325i	1:02.562	0.259	0.105	10	7	125,041
4	27	Hannu Työppönen / Juha Huhtala	FIN	Keimole FK-K / VihUA	BMW 325i	1:02.821	0.518	0.259	12	3	124,525
5	14	Jarmo Antikainen	FIN	KotkaUA	BMW 325i	1:02.825	0.522	0.004	5	4	124,517
6	1	Heikki Liiri / Ralf Floman	FIN	HeiUA / HRF	BMW 325i	1:02.944	0.641	0.119	6	5	124,282
7	3	Olli Jalonen / Olavi Suono	FIN	HanUA	BMW 325i	1:03.412	1.109	0.468	18	11	123,365
8	5	Kai Eklund / Gunnar Alm	FIN	TapUA / EspooUA	BMW 325i	1:03.917	1.614	0.505	8	7	122,390
9	26	Pekka Lintumäki / Jesse Lintumäki	FIN	Keimola FK-K	BMW 325i	1:04.188	1.885	0.271	5	3	121,873
10	63	Antti Vekara / Pete Leinonen	FIN	Espoo UA	BMW 325i	1:04.394	2.091	0.206	18	3	121,483
11	7	Krista Juti / Tapio Peltola	FIN	SatUA	BMW 325i	1:04.831	2.528	0.437	14	6	120,664
12	20	Rauno Pekkola / Janne Kettumäki	FIN	PertUA / LapUA	BMW 325i	1:05.439	3.136	0.608	12	3	119,543

Summer Race 2011

Xtreme Race Cup

Audru Circuit 2,173 Km

Xtreme Race Cup - free practice 3

8.07.2011 14:30

Practice started at 14:30:18

Lap	Lap Tm	Diff	Time of Day
(22) Juha Hannonen			
1	1:12.715	+10.412	14:32:50.086
2	1:02.590	+0.287	14:33:52.676
3	1:02.971	+0.668	14:34:55.647
4	1:02.720	+0.417	14:35:58.367
5	1:02.759	+0.456	14:37:01.126
6	1:02.643	+0.340	14:38:03.769
7	1:02.811	+0.508	14:39:06.580
8	1:07.621	+5.318	14:40:14.201
9	1:02.514	+0.211	14:41:16.715
10	1:02.303		14:42:19.018
11	1:22.847	+20.544	14:43:41.865
12	1:12.682	+10.379	14:44:54.547
13	1:04.822	+2.519	14:45:59.369
14	1:03.795	+1.492	14:47:03.164
15	1:02.689	+0.386	14:48:05.853

Lap	Lap Tm	Diff	Time of Day
(96) Kari Grönthal / Timo Grönthal			
1	1:30.407	+27.950	14:32:36.436
2	1:03.236	+0.779	14:33:39.672
3	1:02.714	+0.257	14:34:42.386
4	1:02.835	+0.378	14:35:45.221
5	1:02.610	+0.153	14:36:47.831
6	1:02.457		14:37:50.288
p7	1:29.387	+26.930	14:39:19.675
8	3:26.730	+2:24.273	14:42:46.405
9	1:02.773	+0.316	14:43:49.178
10	1:02.799	+0.342	14:44:51.977
11	1:03.390	+0.933	14:45:55.367
12	1:02.618	+0.161	14:46:57.985
13	1:02.700	+0.243	14:48:00.685
14	1:02.687	+0.230	14:49:03.372
15	1:03.174	+0.717	14:50:06.546

Lap	Lap Tm	Diff	Time of Day
(69) Sami Grönthal / Jari Nuoramo			
1	1:20.267	+17.705	14:33:17.613
2	1:03.175	+0.613	14:34:20.788
3	1:02.919	+0.357	14:35:23.707
4	1:02.809	+0.247	14:36:26.516
5	1:02.858	+0.296	14:37:29.374
6	1:02.863	+0.301	14:38:32.237
7	1:02.562		14:39:34.799
8	1:03.306	+0.744	14:40:38.105
9	1:03.066	+0.504	14:41:41.171
p10	1:22.303	+19.741	14:43:03.474

Lap	Lap Tm	Diff	Time of Day
(27) Hannu Työppönen / Juha Huhtala			
1	1:28.977	+26.156	14:32:37.194
2	1:03.451	+0.630	14:33:40.645
3	1:02.821		14:34:43.466
4	1:03.744	+0.923	14:35:47.210
5	1:03.277	+0.456	14:36:50.487
6	1:03.143	+0.322	14:37:53.630
7	1:03.586	+0.765	14:38:57.216
8	1:03.053	+0.232	14:40:00.269
9	1:03.079	+0.258	14:41:03.348
10	1:13.028	+10.207	14:42:16.376
11	1:13.401	+10.580	14:43:29.777
12	1:03.617	+0.796	14:44:33.394

Lap	Lap Tm	Diff	Time of Day
(14) Jarmo Antikainen			
1	1:16.592	+13.767	14:31:54.418
2	1:03.005	+0.180	14:32:57.423
3	1:02.878	+0.053	14:34:00.301
4	1:02.825		14:35:03.126

Lap	Lap Tm	Diff	Time of Day
(1) Heikki Liiri / Ralf Floman			
5	1:03.443	+0.618	14:36:06.569
1	1:28.952	+26.008	14:32:42.796
2	1:05.335	+2.391	14:33:48.131
3	1:03.825	+0.881	14:34:51.956
4	1:03.134	+0.190	14:35:55.090
5	1:02.944		14:36:58.034
6	1:03.195	+0.251	14:38:01.229

Lap	Lap Tm	Diff	Time of Day
(3) Olli Jalonen / Olavi Suono			
1	1:17.760	+14.348	14:31:57.515
2	1:04.071	+0.659	14:33:01.586
3	1:03.642	+0.230	14:34:05.228
4	1:03.455	+0.043	14:35:08.683
5	1:03.776	+0.364	14:36:12.459
6	1:03.590	+0.178	14:37:16.049
7	1:03.763	+0.351	14:38:19.812
8	1:03.823	+0.411	14:39:23.635
9	1:03.850	+0.438	14:40:27.485
10	1:03.658	+0.246	14:41:31.143
11	1:03.412		14:42:34.555
12	1:04.717	+1.305	14:43:39.272
13	1:04.179	+0.767	14:44:43.451
14	1:04.436	+1.024	14:45:47.887
15	1:04.366	+0.954	14:46:52.253
16	1:03.444	+0.032	14:47:55.697
17	1:03.682	+0.270	14:48:59.379
18	1:03.826	+0.414	14:50:03.205

Lap	Lap Tm	Diff	Time of Day
(5) Kai Eklund / Gunnar Alm			
1	1:16.231	+12.314	14:32:02.934
2	1:04.408	+0.491	14:33:07.342
3	1:05.351	+1.434	14:34:12.693
4	1:04.252	+0.335	14:35:16.945
5	1:03.969	+0.052	14:36:20.914
6	1:04.173	+0.256	14:37:25.087
7	1:03.917		14:38:29.004
8	1:04.110	+0.193	14:39:33.114

Lap	Lap Tm	Diff	Time of Day
(26) Pekka Lintumäki / Jesse Lintumäki			
1	1:13.410	+9.222	14:40:24.953
2	1:04.380	+0.192	14:41:29.333
3	1:04.188		14:42:33.521
4	1:05.237	+1.049	14:43:38.758
5	1:06.191	+2.003	14:44:44.949

Lap	Lap Tm	Diff	Time of Day
(63) Antti Vekara / Pete Leinonen			
1	1:14.729	+10.335	14:32:05.805
2	1:05.125	+0.731	14:33:10.930
3	1:04.394		14:34:15.324
4	1:04.575	+0.181	14:35:19.899
5	1:05.057	+0.663	14:36:24.956
6	1:05.884	+1.490	14:37:30.840
7	1:04.775	+0.381	14:38:35.615
8	1:04.764	+0.370	14:39:40.379
9	1:04.819	+0.425	14:40:45.198
10	1:04.681	+0.287	14:41:49.879
11	1:04.714	+0.320	14:42:54.593
12	1:04.963	+0.569	14:43:59.556
13	1:04.980	+0.586	14:45:04.536
14	1:05.105	+0.711	14:46:09.641
15	1:04.880	+0.486	14:47:14.521
16	1:04.824	+0.430	14:48:19.345
17	1:05.014	+0.620	14:49:24.359
18	1:05.026	+0.632	14:50:29.385

Lap	Lap Tm	Diff	Time of Day
(7) Krista Juti / Tapio Peltola			
1	1:19.914	+15.083	14:32:16.940
2	1:07.108	+2.277	14:33:24.048
3	1:06.254	+1.423	14:34:30.302
p4	2:37.814	+1:32.983	14:37:08.116
5	1:28.938	+24.107	14:38:37.054
6	1:04.831		14:39:41.885
7	1:05.439	+0.608	14:40:47.324
8	1:04.937	+0.106	14:41:52.261
9	1:05.223	+0.392	14:42:57.484
10	1:05.486	+0.655	14:44:02.970
11	1:05.295	+0.464	14:45:08.265
12	1:05.609	+0.778	14:46:13.874
13	1:05.646	+0.815	14:47:19.520
14	1:05.104	+0.273	14:48:24.624

Lap	Lap Tm	Diff	Time of Day
(20) Rauno Pekkola / Janne Kettumäki			
1	1:20.132	+14.693	14:32:01.459
2	1:05.466	+0.027	14:33:06.925
3	1:05.439		14:34:12.364
4	1:06.535	+1.096	14:35:18.899
p5	1:34.733	+29.294	14:36:53.632
6	2:17.476	+1:12.037	14:39:11.108
7	1:05.766	+0.327	14:40:16.874
8	1:05.510	+0.071	14:41:22.384
9	1:05.804	+0.365	14:42:28.188
10	1:05.555	+0.116	14:43:33.743
11	1:05.584	+0.145	14:44:39.327
12	1:33.096	+27.657	14:46:12.423

Summer Race 2011

Sorted on Best Lap time

Xtreme Race Cup

Audru Circuit 2,173 Km

Xtreme Race Cup - free practice 4

8.07.2011 16:10

Practice started at 16:12:44

Pos	No.	Name	Nat	Entrant/Race Team	Make	Best Tm	Diff	Gap	Laps	In Lap	Best Speed
1	22	Juha Hannonen	FIN	HRF	BMW 325i	1:01.821			10	6	126,540
2	96	Kari Grönthal / Timo Grönthal	FIN	NuUA	BMW 325i	1:02.716	0.895	0.895	11	9	124,734
3	1	Heikki Liiri / Ralf Floman	FIN	HeiUA / HRF	BMW 325i	1:02.729	0.908	0.013	7	4	124,708
4	3	Olli Jalonen / Olavi Suono	FIN	HanUA	BMW 325i	1:02.789	0.968	0.060	12	2	124,589
5	69	Sami Grönthal / Jari Nuoramo	FIN	NuUA	BMW 325i	1:02.810	0.989	0.021	13	7	124,547
6	27	Hannu Työppönen / Juha Huhtala	FIN	Keimole FK-K / VihUA	BMW 325i	1:02.889	1.068	0.079	10	2	124,391
7	5	Kai Eklund / Gunnar Alm	FIN	TapUA / EspooUA	BMW 325i	1:03.385	1.564	0.496	9	3	123,417
8	26	Pekka Lintumäki / Jesse Lintumäki	FIN	Keimola FK-K	BMW 325i	1:03.818	1.997	0.433	14	8	122,580
9	14	Jarmo Antikainen	FIN	KotkaUA	BMW 325i	1:03.912	2.091	0.094	4	3	122,400
10	63	Antti Vekara / Pete Leinonen	FIN	Espoo UA	BMW 325i	1:04.501	2.680	0.589	13	3	121,282
11	20	Rauno Pekkola / Janne Kettumäki	FIN	PertUA / LapUA	BMW 325i	1:04.755	2.934	0.254	12	10	120,806
12	67	Kari-Pekka Laaksonen / Marko Mäkelä	FIN	NokUA	BMW 325i	1:05.062	3.241	0.307	5	3	120,236
13	7	Krista Juti / Tapio Peltola	FIN	SatUA	BMW 325i	1:06.059	4.238	0.997	11	2	118,421

Summer Race 2011

Xtreme Race Cup

Audru Circuit 2,173 Km

Xtreme Race Cup - free practice 4

8.07.2011 16:10

Practice started at 16:12:44

Lap	Lap Tm	Diff	Time of Day
(22) Juha Hannonen			
1	1:15.371	+13.550	16:14:05.480
2	1:01.977	+0.156	16:15:07.457
3	1:01.927	+0.106	16:16:09.384
p4	1:23.149	+21.328	16:17:32.533
5	2:17.498	+1:15.677	16:19:50.031
6	1:01.821		16:20:51.852
7	1:02.681	+0.860	16:21:54.533
8	1:04.031	+2.210	16:22:58.564
9	1:01.946	+0.125	16:24:00.510
p10	1:24.311	+22.490	16:25:24.821

Lap	Lap Tm	Diff	Time of Day
(96) Kari Grönthal / Timo Grönthal			
1	1:33.627	+30.911	16:14:40.104
2	1:03.307	+0.591	16:15:43.411
3	1:02.828	+0.112	16:16:46.239
4	1:03.053	+0.337	16:17:49.292
5	1:03.871	+1.155	16:18:53.163
6	1:13.038	+10.322	16:20:06.201
7	1:05.195	+2.479	16:21:11.396
8	1:05.622	+2.906	16:22:17.018
9	1:02.716		16:23:19.734
p10	1:36.962	+34.246	16:24:56.696
11	2:59.373	+1:56.657	16:27:56.069

Lap	Lap Tm	Diff	Time of Day
(1) Heikki Liiri / Ralf Floman			
1	1:18.258	+15.529	16:14:30.217
2	1:03.059	+0.330	16:15:33.276
3	1:03.029	+0.300	16:16:36.305
4	1:02.729		16:17:39.034
5	1:03.139	+0.410	16:18:42.173
6	1:04.048	+1.319	16:19:46.221
7	1:03.606	+0.877	16:20:49.827

Lap	Lap Tm	Diff	Time of Day
(3) Olli Jalonen / Olavi Suono			
1	1:04.029	+1.240	16:14:58.479
2	1:02.789		16:16:01.268
3	1:03.196	+0.407	16:17:04.464
4	1:03.107	+0.318	16:18:07.571
5	1:02.881	+0.092	16:19:10.452
6	1:03.088	+0.299	16:20:13.540
7	1:03.162	+0.373	16:21:16.702
8	1:03.026	+0.237	16:22:19.728
9	1:02.881	+0.092	16:23:22.609
10	1:03.777	+0.988	16:24:26.386
11	1:03.235	+0.446	16:25:29.621
12	1:03.695	+0.906	16:26:33.316

Lap	Lap Tm	Diff	Time of Day
(69) Sami Grönthal / Jari Nuoramo			
1	1:12.325	+9.515	16:13:57.097
2	1:04.240	+1.430	16:15:01.337
3	1:02.944	+0.134	16:16:04.281
4	1:02.959	+0.149	16:17:07.240
5	1:02.994	+0.184	16:18:10.234
6	1:02.993	+0.183	16:19:13.227
7	1:02.810		16:20:16.037
8	1:03.407	+0.597	16:21:19.444
9	1:02.863	+0.053	16:22:22.307
10	1:02.882	+0.072	16:23:25.189
p11	1:36.313	+33.503	16:25:01.502
12	1:40.465	+37.655	16:26:41.967
13	1:08.919	+6.109	16:27:50.886

Lap	Lap Tm	Diff	Time of Day
(27) Hannu Työppönen / Juha Huhtala			
1	1:08.311	+5.422	16:15:03.196

Lap	Lap Tm	Diff	Time of Day
2	1:02.889		16:16:06.085
p3	3:36.981	+2:34.092	16:19:43.066
4	1:12.113	+9.224	16:20:55.179
5	1:03.490	+0.601	16:21:58.669
6	1:03.719	+0.830	16:23:02.388
7	1:06.691	+3.802	16:24:09.079
8	1:30.750	+27.861	16:25:39.829
9	1:04.260	+1.371	16:26:44.089
10	1:07.786	+4.897	16:27:51.875

Lap	Lap Tm	Diff	Time of Day
(5) Kai Eklund / Gunnar Alm			
1	1:11.288	+7.903	16:13:57.562
2	1:04.399	+1.014	16:15:01.961
3	1:03.385		16:16:05.346
4	1:03.726	+0.341	16:17:09.072
5	1:04.394	+1.009	16:18:13.466
6	1:27.368	+23.983	16:19:40.834
7	1:04.628	+1.243	16:20:45.462
8	1:04.372	+0.987	16:21:49.834
9	1:04.623	+1.238	16:22:54.457

Lap	Lap Tm	Diff	Time of Day
(26) Pekka Lintumäki / Jesse Lintumäki			
1	1:13.615	+9.797	16:14:10.206
2	1:04.470	+0.652	16:15:14.676
3	1:04.285	+0.467	16:16:18.961
4	1:04.411	+0.593	16:17:23.372
5	1:04.600	+0.782	16:18:27.972
6	1:04.107	+0.289	16:19:32.079
7	1:03.882	+0.064	16:20:35.961
8	1:03.818		16:21:39.779
9	1:04.253	+0.435	16:22:44.032
10	1:04.144	+0.326	16:23:48.176
11	1:04.518	+0.700	16:24:52.694
12	1:04.198	+0.380	16:25:56.892
13	1:04.565	+0.747	16:27:01.457
14	1:09.114	+5.296	16:28:10.571

Lap	Lap Tm	Diff	Time of Day
(14) Jarmo Antikainen			
p1	2:51.619	+1:47.707	16:16:42.947
2	1:14.534	+10.622	16:17:57.481
3	1:03.912		16:19:01.393
4	1:04.306	+0.394	16:20:05.699

Lap	Lap Tm	Diff	Time of Day
(63) Antti Vekara / Pete Leinonen			
1	1:14.790	+10.289	16:14:32.883
2	1:04.587	+0.086	16:15:37.470
3	1:04.501		16:16:41.971
4	1:04.526	+0.025	16:17:46.497
5	1:04.710	+0.209	16:18:51.207
6	1:05.114	+0.613	16:19:56.321
7	1:04.738	+0.237	16:21:01.059
8	1:04.849	+0.348	16:22:05.908
9	1:04.676	+0.175	16:23:10.584
10	1:04.953	+0.452	16:24:15.537
11	1:05.409	+0.908	16:25:20.946
12	1:06.371	+1.870	16:26:27.317
13	1:05.620	+1.119	16:27:32.937

Lap	Lap Tm	Diff	Time of Day
(20) Rauno Pekkola / Janne Kettumäki			
1	1:19.250	+14.495	16:14:11.877
2	1:05.596	+0.841	16:15:17.473
3	1:05.023	+0.268	16:16:22.946
4	1:06.020	+1.265	16:17:28.516
5	1:08.430	+3.675	16:18:36.946
6	1:06.402	+1.647	16:19:43.348
7	1:05.730	+0.975	16:20:49.078

Organizer: A2 Management; Pole Position

Orbits

Clerk of the Course: Raul Koov; Avo Elme; Jari Saarinen

Secretary of race: Piret Koov

Official Timing: EAL Timing Posted at:

Officialised at:

Printed: 13.07.2011 10:55:46

Summer Race 2011

Sorted on Best Lap time

Xtreme Race Cup

Audru Circuit 2,173 Km

Xtreme Race Cup - free practice 5

8.07.2011 17:25

Practice started at 17:25:34

Pos	No.	Name	Nat	Entrant/Race Team	Make	Best Tm	Diff	Gap	Laps	In Lap	Best Speed
1	22	Juha Hannonen	FIN	HRF	BMW 325i	1:01.893			6	2	126,392
2	69	Sami Grönthal / Jari Nuoramo	FIN	NuUA	BMW 325i	1:02.344	0.451	0.451	13	8	125,478
3	96	Kari Grönthal / Timo Grönthal	FIN	NuUA	BMW 325i	1:02.652	0.759	0.308	8	4	124,861
4	1	Heikki Liiri / Ralf Floman	FIN	HeiUA / HRF	BMW 325i	1:02.724	0.831	0.072	8	8	124,718
5	27	Hannu Työppönen / Juha Huhtala	FIN	Keimole FK-K / VihUA	BMW 325i	1:02.837	0.944	0.113	11	6	124,494
6	3	Olli Jalonen / Olavi Suono	FIN	HanUA	BMW 325i	1:02.874	0.981	0.037	17	12	124,420
7	5	Kai Eklund / Gunnar Alm	FIN	TapUA / EspooUA	BMW 325i	1:03.050	1.157	0.176	6	6	124,073
8	26	Pekka Lintumäki / Jesse Lintumäki	FIN	Keimola FK-K	BMW 325i	1:03.367	1.474	0.317	6	6	123,452
9	14	Jarmo Antikainen	FIN	KotkaUA	BMW 325i	1:04.282	2.389	0.915	2	2	121,695
10	20	Rauno Pekkola / Janne Kettumäki	FIN	PertUA / LapUA	BMW 325i	1:04.630	2.737	0.348	13	7	121,040
11	67	Kari-Pekka Laaksonen / Marko Mäkelä	FIN	NokUA	BMW 325i				0	-	

Summer Race 2011

Xtreme Race Cup

Audru Circuit 2,173 Km

Xtreme Race Cup - free practice 5

8.07.2011 17:25

Practice started at 17:25:34

Lap	Lap Tm	Diff	Time of Day
(22) Juha Hannonen			
1	1:28.438	+26.545	17:28:41.046
2	1:01.893		17:29:42.939
3	1:06.573	+4.680	17:30:49.512
4	1:02.320	+0.427	17:31:51.832
5	1:03.149	+1.256	17:32:54.981
6	1:02.328	+0.435	17:33:57.309

Lap	Lap Tm	Diff	Time of Day
(69) Sami Grönthal / Jari Nuoramo			
1	1:12.531	+10.187	17:27:21.994
2	1:02.973	+0.629	17:28:24.967
3	1:04.688	+2.344	17:29:29.655
4	1:03.095	+0.751	17:30:32.750
5	1:04.630	+2.286	17:31:37.380
6	1:02.384	+0.040	17:32:39.764
7	1:02.544	+0.200	17:33:42.308
8	1:02.344		17:34:44.652
9	1:02.482	+0.138	17:35:47.134
10	1:02.614	+0.270	17:36:49.748
11	1:03.271	+0.927	17:37:53.019
12	1:02.610	+0.266	17:38:55.629
13	1:02.664	+0.320	17:39:58.293

Lap	Lap Tm	Diff	Time of Day
(96) Kari Grönthal / Timo Grönthal			
1	1:48.432	+45.780	17:28:42.534
2	1:02.842	+0.190	17:29:45.376
3	1:02.892	+0.240	17:30:48.268
4	1:02.652		17:31:50.920
5	1:02.979	+0.327	17:32:53.899
6	1:02.845	+0.193	17:33:56.744
7	1:02.691	+0.039	17:34:59.435
8	1:02.787	+0.135	17:36:02.222

Lap	Lap Tm	Diff	Time of Day
(1) Heikki Liiri / Ralf Floman			
1	1:20.899	+18.175	17:28:29.405
2	1:03.993	+1.269	17:29:33.398
3	1:03.328	+0.604	17:30:36.726
4	1:03.032	+0.308	17:31:39.758
5	1:03.868	+1.144	17:32:43.626
6	1:04.713	+1.989	17:33:48.339
7	1:03.113	+0.389	17:34:51.452
8	1:02.724		17:35:54.176

Lap	Lap Tm	Diff	Time of Day
(27) Hannu Työppönen / Juha Huhtala			
1	1:14.287	+11.450	17:34:14.597
2	1:03.449	+0.612	17:35:18.046
3	1:03.897	+1.060	17:36:21.943
4	1:04.228	+1.391	17:37:26.171
5	1:04.307	+1.470	17:38:30.478
6	1:02.837		17:39:33.315
7	1:03.360	+0.523	17:40:36.675
8	1:03.296	+0.459	17:41:39.971
9	1:03.480	+0.643	17:42:43.451
10	1:03.001	+0.164	17:43:46.452
11	1:09.205	+6.368	17:44:55.657

Lap	Lap Tm	Diff	Time of Day
(3) Olli Jalonen / Olavi Suono			
1	1:15.425	+12.551	17:27:16.284
2	1:03.972	+1.098	17:28:20.256
3	1:03.937	+1.063	17:29:24.193
4	1:03.469	+0.595	17:30:27.662
5	1:03.937	+1.063	17:31:31.599
6	1:03.219	+0.345	17:32:34.818
7	1:03.179	+0.305	17:33:37.997
8	1:03.273	+0.399	17:34:41.270

Lap	Lap Tm	Diff	Time of Day
9	1:03.398	+0.524	17:35:44.668
10	1:03.160	+0.286	17:36:47.828
11	1:06.068	+3.194	17:37:53.896
12	1:02.874		17:38:56.770
13	1:03.108	+0.234	17:39:59.878
14	1:03.439	+0.565	17:41:03.317
15	1:03.325	+0.451	17:42:06.642
16	1:02.924	+0.050	17:43:09.566
17	1:03.001	+0.127	17:44:12.567

Lap	Lap Tm	Diff	Time of Day
(5) Kai Eklund / Gunnar Alm			
1	1:12.335	+9.285	17:27:23.155
2	1:03.284	+0.234	17:28:26.439
3	1:03.820	+0.770	17:29:30.259
4	1:03.752	+0.702	17:30:34.011
5	1:04.109	+1.059	17:31:38.120
6	1:03.050		17:32:41.170

Lap	Lap Tm	Diff	Time of Day
(26) Pekka Lintumäki / Jesse Lintumäki			
1	1:15.556	+12.189	17:27:19.421
2	1:03.804	+0.437	17:28:23.225
3	1:03.779	+0.412	17:29:27.004
4	1:04.056	+0.689	17:30:31.060
5	1:03.473	+0.106	17:31:34.533
6	1:03.367		17:32:37.900

Lap	Lap Tm	Diff	Time of Day
(14) Jarmo Antikainen			
1	1:13.030	+8.748	17:27:19.987
2	1:04.282		17:28:24.269

Lap	Lap Tm	Diff	Time of Day
(20) Rauno Pekkola / Janne Kettumäki			
1	1:14.455	+9.825	17:27:28.016
2	1:05.758	+1.128	17:28:33.774
3	1:05.242	+0.612	17:29:39.016
4	1:05.227	+0.597	17:30:44.243
5	1:05.026	+0.396	17:31:49.269
6	1:07.945	+3.315	17:32:57.214
7	1:04.630		17:34:01.844
8	1:04.796	+0.166	17:35:06.640
9	1:05.691	+1.061	17:36:12.331
10	1:05.500	+0.870	17:37:17.831
11	1:05.191	+0.561	17:38:23.022
12	1:05.109	+0.479	17:39:28.131
p13	1:42.189	+37.559	17:41:10.320

Summer Race 2011

Sorted on Best Lap time

Xtreme Race Cup

Audru Circuit 2,173 Km

Xtreme Race Cup - free practice 6

8.07.2011 18:40

Practice started at 18:40:19

Pos	No.	Name	Nat	Entrant/Race Team	Make	Best Tm	Diff	Gap	Laps	In Lap	Best Speed
BMW 325											
1	77	Raimo Kulli	EST	Forss Racing	BMW 325i	1:03.798			7	6	122,618
2	98	Keijo Kaasik	EST	Forss Racing	BMW 325i	1:03.914	0.116	0.116	16	5	122,396
3	72	Uldis Timaks	LAT	Venta Racing	BMW 325i	1:04.794	0.996	0.880	16	4	120,733
Juniors											
1	7	Enar-Klaus Kunman	EST	Ligur Racing	BMW 325i	1:05.260			6	4	119,871
V1600 Cup											
1	69	Jukka Nieminen	FIN	SAU	Wolkswagen	1:08.361			10	8	114,434
2	12	Kari Jääski	FIN	HRF	Citroen C2	1:09.379	1.018	1.018	9	6	112,755
Xtreme Race Cup											
1	69	Sami Grönthal / Jari Nuoramo	FIN	NuUA	BMW 325i	1:02.315			16	15	125,536
2	96	Kari Grönthal / Timo Grönthal	FIN	NuUA	BMW 325i	1:02.553	0.238	0.238	15	14	125,059
3	14	Jarmo Antikainen	FIN	KotkaUA	BMW 325i	1:02.879	0.564	0.326	12	11	124,410
4	26	Pekka Lintumäki / Jesse Lintumäki	FIN	Keimola FK-K	BMW 325i	1:03.496	1.181	0.617	18	12	123,201
5	20	Rauno Pekkola / Janne Kettumäki	FIN	PertUA / LapUA	BMW 325i	1:05.225	2.910	1.729	16	15	119,936

Summer Race 2011

Xtreme Race Cup

Audru Circuit 2,173 Km

Xtreme Race Cup - free practice 6

8.07.2011 18:40

Practice started at 18:40:19

Lap	Lap Tm	Diff	Time of Day
(69) Sami Grönthal / Jari Nuoramo			
1	1:16.270	+13.955	18:41:58.306
2	1:03.050	+0.735	18:43:01.356
3	1:03.320	+1.005	18:44:04.676
4	1:02.607	+0.292	18:45:07.283
5	1:02.601	+0.286	18:46:09.884
6	1:03.354	+1.039	18:47:13.238
7	1:02.474	+0.159	18:48:15.712
8	1:02.872	+0.557	18:49:18.584
9	1:03.695	+1.380	18:50:22.279
10	1:02.500	+0.185	18:51:24.779
11	1:07.013	+4.698	18:52:31.792
12	1:14.798	+12.483	18:53:46.590
13	1:02.939	+0.624	18:54:49.529
14	1:04.338	+2.023	18:55:53.867
15	1:02.315		18:56:56.182
16	1:04.519	+2.204	18:58:00.701

Lap	Lap Tm	Diff	Time of Day
(96) Kari Grönthal / Timo Grönthal			
1	1:31.276	+28.723	18:42:19.059
2	1:23.234	+20.681	18:43:42.293
3	1:05.061	+2.508	18:44:47.354
4	1:02.901	+0.348	18:45:50.255
5	1:02.672	+0.119	18:46:52.927
6	1:10.589	+8.036	18:48:03.516
7	1:03.091	+0.538	18:49:06.607
8	1:20.630	+18.077	18:50:27.237
9	1:03.067	+0.514	18:51:30.304
10	1:02.655	+0.102	18:52:32.959
11	1:12.884	+10.331	18:53:45.843
12	1:03.056	+0.503	18:54:48.899
13	1:06.261	+3.708	18:55:55.160
14	1:02.553		18:56:57.713
15	1:03.014	+0.461	18:58:00.727

Lap	Lap Tm	Diff	Time of Day
(14) Jarmo Antikainen			
1	1:15.993	+13.114	18:41:53.659
2	1:03.558	+0.679	18:42:57.217
3	1:03.269	+0.390	18:44:00.486
4	1:03.625	+0.746	18:45:04.111
p5	2:07.164	+1:04.285	18:47:11.275
6	1:12.025	+9.146	18:48:23.300
7	1:14.458	+11.579	18:49:37.758
8	1:03.087	+0.208	18:50:40.845
9	1:20.001	+17.122	18:52:00.846
10	1:03.207	+0.328	18:53:04.053
11	1:02.879		18:54:06.932
12	1:03.782	+0.903	18:55:10.714

Lap	Lap Tm	Diff	Time of Day
(26) Pekka Lintumäki / Jesse Lintumäki			
1	1:16.212	+12.716	18:41:56.008
2	1:04.291	+0.795	18:43:00.299
3	1:05.715	+2.219	18:44:06.014
4	1:04.496	+1.000	18:45:10.510
5	1:05.298	+1.802	18:46:15.808
6	1:04.733	+1.237	18:47:20.541
7	1:04.180	+0.684	18:48:24.721
8	1:04.513	+1.017	18:49:29.234
9	1:06.146	+2.650	18:50:35.380
10	1:07.120	+3.624	18:51:42.500
11	1:03.797	+0.301	18:52:46.297
12	1:03.496		18:53:49.793
13	1:04.127	+0.631	18:54:53.920
14	1:04.939	+1.443	18:55:58.859
15	1:05.907	+2.411	18:57:04.766

Lap	Lap Tm	Diff	Time of Day
16	1:04.050	+0.554	18:58:08.816
17	1:04.175	+0.679	18:59:12.991
18	1:04.075	+0.579	19:00:17.066

Lap	Lap Tm	Diff	Time of Day
(77) Raimo Kulli			
1	1:28.595	+24.797	18:42:21.147
2	1:04.638	+0.840	18:43:25.785
3	1:04.053	+0.255	18:44:29.838
4	1:04.318	+0.520	18:45:34.156
5	1:04.773	+0.975	18:46:38.929
6	1:03.798		18:47:42.727
p7	1:29.210	+25.412	18:49:11.937

Lap	Lap Tm	Diff	Time of Day
(98) Keijo Kaasik			
1	1:28.263	+24.349	18:42:18.624
2	1:05.179	+1.265	18:43:23.803
3	1:03.990	+0.076	18:44:27.793
4	1:04.588	+0.674	18:45:32.381
5	1:03.914		18:46:36.295
p6	1:28.501	+24.587	18:48:04.796
7	2:43.298	+1:39.384	18:50:48.094
8	1:04.379	+0.465	18:51:52.473
9	1:04.758	+0.844	18:52:57.231
10	1:04.843	+0.929	18:54:02.074
11	1:03.964	+0.050	18:55:06.038
12	1:04.190	+0.276	18:56:10.228
13	1:04.553	+0.639	18:57:14.781
14	1:04.482	+0.568	18:58:19.263
15	1:04.215	+0.301	18:59:23.478
16	1:04.171	+0.257	19:00:27.649

Lap	Lap Tm	Diff	Time of Day
(72) Uldis Timaks			
1	1:27.950	+23.156	18:42:23.211
2	1:07.419	+2.625	18:43:30.630
3	1:05.282	+0.488	18:44:35.912
4	1:04.794		18:45:40.706
5	1:05.165	+0.371	18:46:45.871
p6	1:32.080	+27.286	18:48:17.951
7	2:18.233	+1:13.439	18:50:36.184
8	1:08.980	+4.186	18:51:45.164
9	1:05.249	+0.455	18:52:50.413
10	1:05.483	+0.689	18:53:55.896
11	1:05.684	+0.890	18:55:01.580
12	1:05.417	+0.623	18:56:06.997
13	1:05.412	+0.618	18:57:12.409
14	1:06.495	+1.701	18:58:18.904
15	1:06.843	+2.049	18:59:25.747
16	1:05.837	+1.043	19:00:31.584

Lap	Lap Tm	Diff	Time of Day
(20) Rauno Pekkola / Janne Kettumäki			
1	1:17.163	+11.938	18:42:02.037
2	1:05.666	+0.441	18:43:07.703
3	1:05.912	+0.687	18:44:13.615
4	1:06.362	+1.137	18:45:19.977
5	1:05.387	+0.162	18:46:25.364
6	1:05.415	+0.190	18:47:30.779
7	1:06.102	+0.877	18:48:36.881
8	1:08.331	+3.106	18:49:45.212
9	1:16.040	+10.815	18:51:01.252
10	1:05.564	+0.339	18:52:06.816
11	1:06.568	+1.343	18:53:13.384
12	1:06.216	+0.991	18:54:19.600
13	1:05.814	+0.589	18:55:25.414
14	1:05.341	+0.116	18:56:30.755
15	1:05.225		18:57:35.980
p16	1:41.583	+36.358	18:59:17.563

Lap	Lap Tm	Diff	Time of Day
(7) Enar-Klaus Kunman			
1	1:33.152	+27.892	18:43:45.965
2	1:12.759	+7.499	18:44:58.724
3	1:05.317	+0.057	18:46:04.041
4	1:05.260		18:47:09.301
5	1:05.266	+0.006	18:48:14.567
6	1:12.468	+7.208	18:49:27.035

Lap	Lap Tm	Diff	Time of Day
(69) Jukka Nieminen			
1	1:19.061	+10.700	18:44:26.311
2	1:10.799	+2.438	18:45:37.110
3	1:09.393	+1.032	18:46:46.503
4	1:08.834	+0.473	18:47:55.337
5	1:09.569	+1.208	18:49:04.906
6	1:08.777	+0.416	18:50:13.683
7	1:08.404	+0.043	18:51:22.087
8	1:08.361		18:52:30.448
9	1:09.039	+0.678	18:53:39.487
10	1:08.582	+0.221	18:54:48.069

Lap	Lap Tm	Diff	Time of Day
(12) Kari Jääski			
1	1:22.548	+13.169	18:43:54.261
2	1:12.024	+2.645	18:45:06.285
3	1:10.491	+1.112	18:46:16.776
4	1:09.654	+0.275	18:47:26.430
5	1:11.193	+1.814	18:48:37.623
6	1:09.379		18:49:47.002
7	1:10.610	+1.231	18:50:57.612
8	1:10.377	+0.998	18:52:07.989
9	1:09.659	+0.280	18:53:17.648

Organizer: A2 Management; Pole Position

Orbits

Clerk of the Course: Raul Koov; Avo Elme; Jari Saarinen

Secretary of race: Piret Koov

Official Timing: EAL Timing Posted at:

Officialised at:

Printed: 13.07.2011 10:56:29

Summer Race 2011

Sorted on Best Lap time

Xtreme Race Cup

Audru Circuit 2,173 Km

Xtreme Race Cup - free practice

9.07.2011 10:10

Practice started at 10:11:12

Pos	No.	Name	Nat	Entrant/Race Team	Make	Best Tm	Diff	Gap	Laps	In Lap	Best Speed
1	22	Juha Hannonen	FIN	HRF	BMW 325i	1:01.872			9	3	126,435
2	69	Sami Grönthal / Jari Nuoramo	FIN	NuUA	BMW 325i	1:02.240	0.368	0.368	10	8	125,688
3	1	Heikki Liiri	FIN	HeiUA / HRF	BMW 325i	1:02.385	0.513	0.145	4	2	125,396
4	26	Pekka Lintumäki / Jesse Lintumäki	FIN	Keimola FK-K	BMW 325i	1:02.630	0.758	0.245	8	7	124,905
5	25	Santtu Rantanen / Marko Rantanen	FIN	HRF	BMW 325i	1:03.191	1.319	0.561	10	4	123,796
6	3	Olli Jalonen / Olavi Suono	FIN	HanUA	BMW 325i	1:03.263	1.391	0.072	13	11	123,655
7	14	Jarmo Antikainen	FIN	KotkaUA	BMW 325i	1:03.408	1.536	0.145	9	8	123,372
8	27	Hannu Työppönen / Juha Huhtala	FIN	Keimole FK-K / VihUA	BMW 325i	1:03.424	1.552	0.016	11	11	123,341
9	20	Rauno Pekkola / Janne Kettumäki	FIN	PertUA / LapUA	BMW 325i	1:04.474	2.602	1.050	10	8	121,333
10	7	Krista Juti / Tapio Peltola	FIN	SatUA	BMW 325i	1:05.902	4.030	1.428	2	2	118,704
11	63	Antti Vekara / Pete Leinonen	FIN	Espoo UA	BMW 325i	1:07.330	5.458	1.428	3	3	116,186

Summer Race 2011

Xtreme Race Cup

Audru Circuit 2,173 Km

Xtreme Race Cup - free practice

9.07.2011 10:10

Practice started at 10:11:12

Lap	Lap Tm	Diff	Time of Day
(22) Juha Hannonen			
1	1:24.398	+22.526	10:15:08.644
2	1:02.103	+0.231	10:16:10.747
3	1:01.872		10:17:12.619
p4	1:21.048	+19.176	10:18:33.667
5	2:03.773	+1:01.901	10:20:37.440
6	1:02.265	+0.393	10:21:39.705
7	1:01.955	+0.083	10:22:41.660
8	1:02.085	+0.213	10:23:43.745
p9	1:31.413	+29.541	10:25:15.158

Lap	Lap Tm	Diff	Time of Day
(69) Sami Grönthal / Jari Nuoramo			
1	1:12.341	+10.101	10:12:55.871
2	1:02.464	+0.224	10:13:58.335
3	1:06.042	+3.802	10:15:04.377
4	1:02.983	+0.743	10:16:07.360
5	1:02.971	+0.731	10:17:10.331
p6	1:21.367	+19.127	10:18:31.698
7	2:07.046	+1:04.806	10:20:38.744
8	1:02.240		10:21:40.984
9	1:02.408	+0.168	10:22:43.392
10	1:02.332	+0.092	10:23:45.724

Lap	Lap Tm	Diff	Time of Day
(1) Heikki Liiri			
1	1:17.328	+14.943	10:14:20.189
2	1:02.385		10:15:22.574
3	1:02.508	+0.123	10:16:25.082
4	1:02.463	+0.078	10:17:27.545

Lap	Lap Tm	Diff	Time of Day
(26) Pekka Lintumäki / Jesse Lintumäki			
1	1:16.016	+13.386	10:12:44.768
2	1:04.930	+2.300	10:13:49.698
3	1:03.242	+0.612	10:14:52.940
4	1:03.670	+1.040	10:15:56.610
5	1:02.859	+0.229	10:16:59.469
6	1:02.873	+0.243	10:18:02.342
7	1:02.630		10:19:04.972
8	1:17.051	+14.421	10:20:22.023

Lap	Lap Tm	Diff	Time of Day
(25) Santtu Rantanen / Marko Rantanen			
1	1:14.495	+11.304	10:12:49.409
2	1:05.615	+2.424	10:13:55.024
3	1:03.788	+0.597	10:14:58.812
4	1:03.191		10:16:02.003
5	1:04.009	+0.818	10:17:06.012
6	1:04.060	+0.869	10:18:10.072
p7	4:40.560	+3:37.369	10:22:50.632
8	1:13.230	+10.039	10:24:03.862
9	1:03.836	+0.645	10:25:07.698
10	1:03.706	+0.515	10:26:11.404

Lap	Lap Tm	Diff	Time of Day
(3) Olli Jalonen / Olavi Suono			
1	1:19.477	+16.214	10:12:43.942
2	1:13.426	+10.163	10:13:57.368
3	1:05.284	+2.021	10:15:02.652
4	1:04.423	+1.160	10:16:07.075
5	1:04.545	+1.282	10:17:11.620
6	1:03.593	+0.330	10:18:15.213
7	1:04.174	+0.911	10:19:19.387
8	1:03.354	+0.091	10:20:22.741
9	1:04.134	+0.871	10:21:26.875
10	1:03.560	+0.297	10:22:30.435
11	1:03.263		10:23:33.698
12	1:03.321	+0.058	10:24:37.019
13	1:03.625	+0.362	10:25:40.644

Lap	Lap Tm	Diff	Time of Day
(14) Jarmo Antikainen			
1	1:14.020	+10.612	10:12:51.453
2	1:04.810	+1.402	10:13:56.263
3	1:03.985	+0.577	10:15:00.248
4	1:03.527	+0.119	10:16:03.775
5	1:04.719	+1.311	10:17:08.494
6	1:04.129	+0.721	10:18:12.623
7	1:04.571	+1.163	10:19:17.194
8	1:03.408		10:20:20.602
9	1:03.481	+0.073	10:21:24.083

Lap	Lap Tm	Diff	Time of Day
(27) Hannu Työppönen / Juha Huhtala			
1	1:15.155	+11.731	10:12:45.399
2	1:04.806	+1.382	10:13:50.205
3	1:03.716	+0.292	10:14:53.921
4	1:05.897	+2.473	10:15:59.818
5	1:09.489	+6.065	10:17:09.307
6	1:04.258	+0.834	10:18:13.565
7	1:04.478	+1.054	10:19:18.043
8	1:03.866	+0.442	10:20:21.909
9	1:05.396	+1.972	10:21:27.305
10	1:03.658	+0.234	10:22:30.963
11	1:03.424		10:23:34.387

Lap	Lap Tm	Diff	Time of Day
(20) Rauno Pekkola / Janne Kettumäki			
1	1:17.921	+13.447	10:13:46.477
2	1:06.152	+1.678	10:14:52.629
3	1:06.841	+2.367	10:15:59.470
4	1:06.220	+1.746	10:17:05.690
5	1:06.696	+2.222	10:18:12.386
p6	1:32.238	+27.764	10:19:44.624
7	3:18.486	+2:14.012	10:23:03.110
8	1:04.474		10:24:07.584
9	1:04.809	+0.335	10:25:12.393
10	1:04.484	+0.010	10:26:16.877

Lap	Lap Tm	Diff	Time of Day
(7) Krista Juti / Tapio Peltola			
1	1:17.602	+11.700	10:13:24.714
2	1:05.902		10:14:30.616

Lap	Lap Tm	Diff	Time of Day
(63) Antti Vekara / Pete Leinonen			
1	1:34.671	+27.341	10:14:24.191
2	1:08.249	+0.919	10:15:32.440
3	1:07.330		10:16:39.770

Summer Race 2011

Sorted on Best Lap time

Xtreme Race Cup

Audru Circuit 2,173 Km

Xtreme Race Cup - qualification 1

9.07.2011 13:15

Qualifying started at 13:15:32

Pos	No.	Name	Nat	Entrant/Race Team	Make	Best Tm	Diff	Gap	Laps	In Lap	Best Speed
1	22	Juha Hannonen	FIN	HRF	BMW 325i	1:01.758			5	3	126,669
2	1	Heikki Liiri	FIN	HeiUA / HRF	BMW 325i	1:01.758			5	2	126,669
3	96	Kari Grönthal / Timo Grönthal	FIN	NuUA	BMW 325i	1:01.808	0.050	0.050	9	3	126,566
4	69	Sami Grönthal / Jari Nuoramo	FIN	NuUA	BMW 325i	1:01.897	0.139	0.089	9	8	126,384
5	14	Jarmo Antikainen / Mika Rönberg	FIN	KotkaUA	BMW 325i	1:02.679	0.921	0.782	6	4	124,807
6	27	Hannu Työppönen / Juha Huhtala	FIN	Keimole FK-K / VihUA	BMW 325i	1:02.765	1.007	0.086	6	4	124,636
7	8	Jesse Mikael Oja	FIN	Tamua	BMW 325i	1:02.774	1.016	0.009	6	3	124,618
8	25	Santtu Rantanen / Marko Rantanen	FIN	HRF	BMW 325i	1:02.928	1.170	0.154	5	2	124,314
9	26	Pekka Lintumäki / Jesse Lintumäki	FIN	Keimola FK-K	BMW 325i	1:03.104	1.346	0.176	9	3	123,967
10	3	Olli Jalonen / Olavi Suono	FIN	HanUA	BMW 325i	1:03.296	1.538	0.192	3	2	123,591
11	5	Kai Eklund / Gunnar Alm	FIN	TapUA / EspooUA	BMW 325i	1:03.356	1.598	0.060	8	4	123,474
12	63	Antti Vekara / Pete Leinonen	FIN	Espoo UA	BMW 325i	1:03.663	1.905	0.307	8	4	122,878
13	20	Rauno Pekkola / Janne Kettumäki	FIN	PertUA / LapUA	BMW 325i	1:03.992	2.234	0.329	5	3	122,247
14	77	Juha Jokiaho	FIN	EPUA	BMW 325i	1:04.088	2.330	0.096	5	3	122,063
15	7	Krista Juti / Tapio Peltola	FIN	SatUA	BMW 325i	1:04.388	2.630	0.300	7	4	121,495

Organizer: A2 Management; Pole Position

Orbits

Clerk of the Course: Raul Koov; Avo Elme; Jari Saarinen

Secretary of race: Piret Koov

Official Timing: EAL Timing Posted at:

Officialised at:

Printed: 13.07.2011 10:57:04

EAL TIMING

MYLAPS
SPORTS TIMING

Summer Race 2011

Xtreme Race Cup

Audru Circuit 2,173 Km

Xtreme Race Cup - qualification 1

9.07.2011 13:15

Qualifying started at 13:15:32

Lap	Lap Tm	Diff	Time of Day
(22) Juha Hannonen			
1	1:13.964	+12.206	13:17:38.450
2	1:01.854	+0.096	13:18:40.304
3	1:01.758		13:19:42.062
4	1:01.827	+0.069	13:20:43.889
p5	1:26.553	+24.795	13:22:10.442

Lap	Lap Tm	Diff	Time of Day
(1) Heikki Liiri			
1	1:19.180	+17.422	13:17:53.884
2	1:01.758		13:18:55.642
3	1:02.472	+0.714	13:19:58.114
4	1:02.066	+0.308	13:21:00.180
p5	1:26.393	+24.635	13:22:26.573

Lap	Lap Tm	Diff	Time of Day
(96) Kari Grönthal / Timo Grönthal			
1	1:14.441	+12.633	13:17:41.308
2	1:01.975	+0.167	13:18:43.283
3	1:01.808		13:19:45.091
4	1:02.227	+0.419	13:20:47.318
5	1:01.864	+0.056	13:21:49.182
6	1:06.876	+5.068	13:22:56.058
7	1:01.961	+0.153	13:23:58.019
8	1:02.341	+0.533	13:25:00.360
p9	1:24.769	+22.961	13:26:25.129

Lap	Lap Tm	Diff	Time of Day
(69) Sami Grönthal / Jari Nuoramo			
1	1:31.131	+29.234	13:17:46.065
2	1:01.905	+0.008	13:18:47.970
3	1:01.904	+0.007	13:19:49.874
p4	1:21.293	+19.396	13:21:11.167
5	1:59.936	+58.039	13:23:11.103
6	1:02.025	+0.128	13:24:13.128
7	1:01.979	+0.082	13:25:15.107
8	1:01.897		13:26:17.004
p9	2:18.933	+1:17.036	13:28:35.937

Lap	Lap Tm	Diff	Time of Day
(14) Jarmo Antikainen / Mika Rönberg			
1	1:25.278	+22.599	13:17:11.062
2	1:03.116	+0.437	13:18:14.178
3	1:03.021	+0.342	13:19:17.199
4	1:02.679		13:20:19.878
5	1:02.693	+0.014	13:21:22.571
p6	1:32.054	+29.375	13:22:54.625

Lap	Lap Tm	Diff	Time of Day
(27) Hannu Työppönen / Juha Huhtala			
1	1:31.425	+28.660	13:17:48.370
2	1:02.999	+0.234	13:18:51.369
3	1:02.868	+0.103	13:19:54.237
4	1:02.765		13:20:57.002
5	1:03.112	+0.347	13:22:00.114
p6	1:34.285	+31.520	13:23:34.399

Lap	Lap Tm	Diff	Time of Day
(8) Jesse Mikael Oja			
1	1:18.803	+16.029	13:17:14.619
2	1:03.051	+0.277	13:18:17.670
3	1:02.774		13:19:20.444
4	1:03.813	+1.039	13:20:24.257
5	1:03.057	+0.283	13:21:27.314
p6	1:29.607	+26.833	13:22:56.921

Lap	Lap Tm	Diff	Time of Day
(25) Santtu Rantanen / Marko Rantanen			
1	1:17.449	+14.521	13:17:26.219
2	1:02.928		13:18:29.147
3	1:03.058	+0.130	13:19:32.205
4	1:03.000	+0.072	13:20:35.205

Lap	Lap Tm	Diff	Time of Day
p5	1:31.307	+28.379	13:22:06.512

Lap	Lap Tm	Diff	Time of Day
(26) Pekka Lintumäki / Jesse Lintumäki			
1	1:29.826	+26.722	13:17:49.353
2	1:03.278	+0.174	13:18:52.631
3	1:03.104		13:19:55.735
4	1:03.258	+0.154	13:20:58.993
5	1:03.222	+0.118	13:22:02.215
6	1:03.464	+0.360	13:23:05.679
7	1:03.189	+0.085	13:24:08.868
8	1:03.104		13:25:11.972
9	1:04.401	+1.297	13:26:16.373

Lap	Lap Tm	Diff	Time of Day
(3) Olli Jalonen / Olavi Suono			
1	1:32.165	+28.869	13:17:43.933
2	1:03.296		13:18:47.229
p3	1:39.208	+35.912	13:20:26.437

Lap	Lap Tm	Diff	Time of Day
(5) Kai Eklund / Gunnar Alm			
1	1:18.241	+14.885	13:17:55.838
2	1:03.612	+0.256	13:18:59.450
3	1:03.714	+0.358	13:20:03.164
4	1:03.356		13:21:06.520
5	1:03.648	+0.292	13:22:10.168
p6	1:31.740	+28.384	13:23:41.908
7	2:36.453	+1:33.097	13:26:18.361
p8	2:19.107	+1:15.751	13:28:37.468

Lap	Lap Tm	Diff	Time of Day
(63) Antti Vekara / Pete Leinonen			
1	1:17.795	+14.132	13:18:01.403
2	1:03.851	+0.188	13:19:05.254
3	1:05.988	+2.325	13:20:11.242
4	1:03.663		13:21:14.905
5	1:05.195	+1.532	13:22:20.100
6	1:06.621	+2.958	13:23:26.721
7	1:03.700	+0.037	13:24:30.421
p8	1:37.700	+34.037	13:26:08.121

Lap	Lap Tm	Diff	Time of Day
(20) Rauno Pekkola / Janne Kettumäki			
1	1:23.164	+19.172	13:17:11.700
2	1:04.161	+0.169	13:18:15.861
3	1:03.992		13:19:19.853
p4	1:24.822	+20.830	13:20:44.675
p5	3:25.898	+2:21.906	13:24:10.573

Lap	Lap Tm	Diff	Time of Day
(77) Juha Jokiahho			
p1	2:04.609	+1:00.521	13:17:57.927
2	2:07.996	+1:03.908	13:20:05.923
3	1:04.088		13:21:10.011
4	1:04.353	+0.265	13:22:14.364
p5	1:47.229	+43.141	13:24:01.593

Lap	Lap Tm	Diff	Time of Day
(7) Krista Juti / Tapio Peltola			
1	1:18.981	+14.593	13:17:59.928
2	1:04.956	+0.568	13:19:04.884
3	1:04.914	+0.526	13:20:09.798
4	1:04.388		13:21:14.186
5	1:04.431	+0.043	13:22:18.617
6	1:05.092	+0.704	13:23:23.709
p7	1:35.336	+30.948	13:24:59.045

Summer Race 2011

Xtreme Race Cup

Audru Circuit 2,173 Km

Xtreme Race Cup - qualification 1

9.07.2011 13:15

Qualifying started at 13:15:32

POLE POSITION

Standing Start

1

1

22 Juha Hannonen

1:01.758
HRF

2

3

96 Kari Grönthal / Timo Grönthal

1:01.808
NuUA

3

5

14 Jarmo Antikainen / Mika Rönberg

1:02.679
KotkaUA

4

7

8 Jesse Mikael Oja

1:02.774
Tamua

5

9

26 Pekka Lintumäki / Jesse Lintumäki

1:03.104
Keimola FK-K

6

11

5 Kai Eklund / Gunnar Alm

1:03.356
TapUA / EspooUA

7

13

20 Rauno Pekkola / Janne Kettumäki

1:03.992
PertUA / LapUA

8

15

7 Krista Juti / Tapio Peltola

1:04.388
SatUA

2

1 Heikki Liiri

1:01.758
HeiUA / HRF

4

69 Sami Grönthal / Jari Nuoramo

1:01.897
NuUA

6

27 Hannu Työppönen / Juha Huhtala

1:02.765
Keimole FK-K / VihUA

8

25 Santtu Rantanen / Marko Rantanen

1:02.928
HRF

10

3 Olli Jalonen / Olavi Suono

1:03.296
HanUA

12

63 Antti Vekara / Pete Leinonen

1:03.663
Espoo UA

14

77 Juha Jokiahho

1:04.088
EPUA

Summer Race 2011

Sorted on Best Lap time

Xtreme Race Cup

Audru Circuit 2,173 Km

Xtreme Race Cup - qualification 2

9.07.2011 13:30

Qualifying started at 13:30:43

Pos	No.	Name	Nat	Entrant/Race Team	Make	Best Tm	Diff	Gap	Laps	In Lap	Best Speed
1	22	Juha Hannonen	FIN	HRF	BMW 325i	1:01.759			4	2	126,667
2	96	Kari Grönthal / Timo Grönthal	FIN	NuUA	BMW 325i	1:01.891	0.132	0.132	8	3	126,396
3	69	Sami Grönthal / Jari Nuoramo	FIN	NuUA	BMW 325i	1:01.964	0.205	0.073	6	2	126,247
4	1	Heikki Liiri	FIN	HeiUA / HRF	BMW 325i	1:01.993	0.234	0.029	4	1	126,188
5	3	Olli Jalonen / Olavi Suono	FIN	HanUA	BMW 325i	1:02.066	0.307	0.073	7	4	126,040
6	14	Jarmo Antikainen / Mika Rönning	FIN	KotkaUA	BMW 325i	1:02.161	0.402	0.095	7	6	125,847
7	27	Hannu Työppönen / Juha Huhtala	FIN	Keimole FK-K / VihUA	BMW 325i	1:02.532	0.773	0.371	6	4	125,101
8	26	Pekka Lintumäki / Jesse Lintumäki	FIN	Keimola FK-K	BMW 325i	1:02.741	0.982	0.209	8	5	124,684
9	8	Jesse Mikael Oja	FIN	Tamua	BMW 325i	1:02.778	1.019	0.037	6	1	124,611
10	25	Santtu Rantanen / Marko Rantanen	FIN	HRF	BMW 325i	1:03.010	1.251	0.232	6	6	124,152
11	5	Kai Eklund / Gunnar Alm	FIN	TapUA / EspooUA	BMW 325i	1:03.025	1.266	0.015	6	2	124,122
12	77	Juha Jokiaho	FIN	EPUA	BMW 325i	1:03.613	1.854	0.588	2	2	122,975
13	20	Rauno Pekkola / Janne Kettumäki	FIN	PertUA / LapUA	BMW 325i	1:03.665	1.906	0.052	4	2	122,874
14	63	Antti Vekara / Pete Leinonen	FIN	Espoo UA	BMW 325i	1:05.001	3.242	1.336	6	5	120,349
15	7	Krista Juti / Tapio Peltola	FIN	SatUA	BMW 325i	1:05.292	3.533	0.291	5	4	119,813

Organizer: A2 Management; Pole Position

Orbits

Clerk of the Course: Raul Koov; Avo Elme; Jari Saarinen

Secretary of race: Piret Koov

Official Timing: EAL Timing Posted at:

Officialised at:

Printed: 13.07.2011 10:57:48

Summer Race 2011

Xtreme Race Cup

Audru Circuit 2,173 Km

Xtreme Race Cup - qualification 2

9.07.2011 13:30

Qualifying started at 13:30:43

Lap	Lap Tm	Diff	Time of Day
(22) Juha Hannonen			
1	1:03.124	+1.365	13:32:16.732
2	1:01.759		13:33:18.491
3	1:03.061	+1.302	13:34:21.552
4	1:01.833	+0.074	13:35:23.385

Lap	Lap Tm	Diff	Time of Day
(96) Kari Grönthal / Timo Grönthal			
1	1:02.381	+0.490	13:32:57.203
2	1:02.053	+0.162	13:33:59.256
3	1:01.891		13:35:01.147
4	1:02.078	+0.187	13:36:03.225
5	1:02.462	+0.571	13:37:05.687
6	1:01.987	+0.096	13:38:07.674
7	1:22.222	+20.331	13:39:29.896
8	1:02.359	+0.468	13:40:32.255

Lap	Lap Tm	Diff	Time of Day
(69) Sami Grönthal / Jari Nuoramo			
1	1:02.668	+0.704	13:32:55.250
2	1:01.964		13:33:57.214
3	1:02.817	+0.853	13:35:00.031
4	1:02.188	+0.224	13:36:02.219
5	1:16.582	+14.618	13:37:18.801
6	1:02.128	+0.164	13:38:20.929

Lap	Lap Tm	Diff	Time of Day
(1) Heikki Liiri			
1	1:01.993		13:32:23.442
2	1:02.445	+0.452	13:33:25.887
3	1:02.104	+0.111	13:34:27.991
4	1:09.333	+7.340	13:35:37.324

Lap	Lap Tm	Diff	Time of Day
(3) Olli Jalonen / Olavi Suono			
1	1:02.333	+0.267	13:32:18.419
2	1:02.726	+0.660	13:33:21.145
3	1:02.372	+0.306	13:34:23.517
4	1:02.066		13:35:25.583
5	1:02.206	+0.140	13:36:27.789
6	1:02.212	+0.146	13:37:30.001
7	1:05.724	+3.658	13:38:35.725

Lap	Lap Tm	Diff	Time of Day
(14) Jarmo Antikainen / Mika Rönnerg			
1	1:03.253	+1.092	13:32:21.739
2	1:02.719	+0.558	13:33:24.458
3	1:05.340	+3.179	13:34:29.798
4	1:02.663	+0.502	13:35:32.461
5	1:02.598	+0.437	13:36:35.059
6	1:02.161		13:37:37.220
p7	1:35.436	+33.275	13:39:12.656

Lap	Lap Tm	Diff	Time of Day
(27) Hannu Työppönen / Juha Huhtala			
1	1:02.798	+0.266	13:32:20.810
2	1:03.028	+0.496	13:33:23.838
3	1:02.533	+0.001	13:34:26.371
4	1:02.532		13:35:28.903
5	1:02.975	+0.443	13:36:31.878
6	1:02.561	+0.029	13:37:34.439

Lap	Lap Tm	Diff	Time of Day
(26) Pekka Lintumäki / Jesse Lintumäki			
1	1:04.189	+1.448	13:33:22.280
2	1:04.505	+1.764	13:34:26.785
3	1:02.953	+0.212	13:35:29.738
4	1:03.827	+1.086	13:36:33.565
5	1:02.741		13:37:36.306
6	1:04.439	+1.698	13:38:40.745
7	1:03.122	+0.381	13:39:43.867
8	1:03.333	+0.592	13:40:47.200

Lap	Lap Tm	Diff	Time of Day
(8) Jesse Mikael Oja			
1	1:02.778		13:32:25.229
2	1:02.995	+0.217	13:33:28.224
3	1:02.956	+0.178	13:34:31.180
4	1:02.920	+0.142	13:35:34.100
5	1:03.390	+0.612	13:36:37.490
6	1:03.108	+0.330	13:37:40.598

Lap	Lap Tm	Diff	Time of Day
(25) Santtu Rantanen / Marko Rantanen			
1	1:03.465	+0.455	13:32:33.249
2	1:03.775	+0.765	13:33:37.024
3	1:03.347	+0.337	13:34:40.371
4	1:06.333	+3.323	13:35:46.704
5	1:05.703	+2.693	13:36:52.407
6	1:03.010		13:37:55.417

Lap	Lap Tm	Diff	Time of Day
(5) Kai Eklund / Gunnar Alm			
1	1:03.121	+0.096	13:32:58.457
2	1:03.025		13:34:01.482
3	1:03.159	+0.134	13:35:04.641
4	1:03.313	+0.288	13:36:07.954
5	1:11.923	+8.898	13:37:19.877
6	1:03.072	+0.047	13:38:22.949

Lap	Lap Tm	Diff	Time of Day
(77) Juha Jokiaho			
1	1:03.719	+0.106	13:32:28.143
2	1:03.613		13:33:31.756

Lap	Lap Tm	Diff	Time of Day
(20) Rauno Pekkola / Janne Kettumäki			
1	1:04.389	+0.724	13:32:38.880
2	1:03.665		13:33:42.545
3	1:03.965	+0.300	13:34:46.510
4	1:03.731	+0.066	13:35:50.241

Lap	Lap Tm	Diff	Time of Day
(63) Antti Vekara / Pete Leinonen			
1	1:06.681	+1.680	13:32:45.102
2	1:05.594	+0.593	13:33:50.696
3	1:06.375	+1.374	13:34:57.071
4	1:06.995	+1.994	13:36:04.066
5	1:05.001		13:37:09.067
6	1:05.406	+0.405	13:38:14.473

Lap	Lap Tm	Diff	Time of Day
(7) Krista Juti / Tapio Peltola			
1	1:06.396	+1.104	13:33:03.880
2	1:05.791	+0.499	13:34:09.671
3	1:05.554	+0.262	13:35:15.225
4	1:05.292		13:36:20.517
5	1:05.449	+0.157	13:37:25.966

Summer Race 2011

Xtreme Race Cup

Audru Circuit 2,173 Km

Xtreme Race Cup - qualification 2

9.07.2011 13:30

Qualifying started at 13:30:43

POLE POSITION

Standing Start

1

1

22 Juha Hannonen

1:01.759
HRF

2

3

69 Sami Grönthal / Jari Nuoramo

1:01.964
NuUA

3

5

3 Olli Jalonen / Olavi Suono

1:02.066
HanUA

4

7

27 Hannu Työppönen / Juha Huhtala

1:02.532
Keimole FK-K / VihUA

5

9

8 Jesse Mikael Oja

1:02.778
Tamua

6

11

5 Kai Eklund / Gunnar Alm

1:03.025
TapUA / EspooUA

7

13

20 Rauno Pekkola / Janne Kettumäki

1:03.665
PertUA / LapUA

8

15

7 Krista Juti / Tapio Peltola

1:05.292
SatUA

2

96 Kari Grönthal / Timo Grönthal

1:01.891
NuUA

4

1 Heikki Liiri

1:01.993
HeiUA / HRF

6

14 Jarmo Antikainen / Mika Rönberg

1:02.161
KotkaUA

8

26 Pekka Lintumäki / Jesse Lintumäki

1:02.741
Keimola FK-K

10

25 Santtu Rantanen / Marko Rantanen

1:03.010
HRF

12

77 Juha Jokiahho

1:03.613
EPUA

14

63 Antti Vekara / Pete Leinonen

1:05.001
Espoo UA

Summer Race 2011

Sorted on Laps

Xtreme Race Cup

Audru Circuit 2,173 Km

Xtreme Race Cup - 1st race 45 minutes

9.07.2011 17:00

Race started at 17:27:07

Pos	No.	Name	Nat	Entrant/Race Team	Make	Laps	Total Tm	Diff	Gap	Best Tm	In Lap
1	22	Juha Hannonen	FIN	HRF	BMW 325i	42	45:42.738			1:02.395	9
2	1	Heikki Liiri	FIN	HeiUA / HRF	BMW 325i	42	45:43.976	1.238	1.238	1:02.380	13
3	69	Jari Nuoramol / Sami Gröntha	FIN	NuUA	BMW 325i	42	45:45.715	2.977	1.739	1:02.322	38
4	3	Olli Jalonen / Olavi Suono	FIN	HanUA	BMW 325i	42	46:11.276	28.538	25.561	1:02.443	33
5	27	Hannu Työppönen / Juha Huhtala	FIN	Keimole FK-K / VihUA	BMW 325i	42	46:12.619	29.881	1.343	1:02.656	6
6	14	Jarmo Antikainen / Mika Rönberg	FIN	KotkaUA	BMW 325i	42	46:15.752	33.014	3.133	1:02.696	39
7	96	Timo Grönthal / Kari Grönthal	FIN	NuUA	BMW 325i	42	46:24.686	41.948	8.934	1:02.708	8
8	26	Pekka Lintumäki / Jesse Lintumäki	FIN	Keimola FK-K	BMW 325i	42	46:36.206	53.468	11.520	1:03.066	37
9	25	Santtu Rantanen / Marko Rantanen	FIN	HRF	BMW 325i	42	46:38.884	56.146	2.678	1:03.310	12
10	77	Juha Jokiahho	FIN	EPUA	BMW 325i	41	46:13.989	1 Lap	1 Lap	1:04.139	3
11	63	Antti Vekara / Pete Leinonen	FIN	Espoo UA	BMW 325i	41	46:37.115	1 Lap	23.126	1:03.974	13
12	7	Tapio Peltola / Krista Juti	FIN	SatUA	BMW 325i	40	45:59.344	2 Laps	1 Lap	1:04.034	13
Not classified (75% = 32 Laps)											
	8	Jesse Mikael Oja	FIN	Tamua	BMW 325i	14	14:52.985	28 Laps	26 Laps	1:02.755	6
	20	Rauno Pekkola / Janne Kettumäki	FIN	PertUA / LapUA	BMW 325i	2	4:11.737	40 Laps	12 Laps		0
DQ	5	Kai Eklund / Frasse Alm	FIN	TapUA / EspooUA	BMW 325i	7	8:07.790	DQ		1:03.673	5

Margin of Victory	Avg. Speed	Best Lap Tm	Best Speed	Best Lap by
1.238	119,792	1:02.322	125,522	69 - Jari Nuoramol / Sami Gröntt

Organizer: A2 Management; Pole Position

Orbits

Clerk of the Course: Raul Koov; Avo Elme; Jari Saarinen

Secretary of race: Piret Koov

Official Timing: EAL Timing Posted at:

Officialised at:

EAL TIMING

MYLAPS
SPORTS TIMING

Summer Race 2011

Xtreme Race Cup

Xtreme Race Cup - 1st race 45 minutes

Race started at 17:27:07

Audru Circuit 2,173 Km

9.07.2011 17:00

Lap	Lap Tm	Diff	Time of Day
(22) Juha Hannonen			
1	1:05.307	+2.912	17:28:13.111
2	1:03.238	+0.843	17:29:16.349
3	1:02.888	+0.493	17:30:19.237
4	1:02.506	+0.111	17:31:21.743
5	1:02.544	+0.149	17:32:24.287
6	1:02.590	+0.195	17:33:26.877
7	1:02.480	+0.085	17:34:29.357
8	1:02.683	+0.288	17:35:32.040
9	1:02.395		17:36:34.435
10	1:02.956	+0.561	17:37:37.391
11	1:02.542	+0.147	17:38:39.933
12	1:03.072	+0.677	17:39:43.005
13	1:02.834	+0.439	17:40:45.839
14	1:02.623	+0.228	17:41:48.462
15	1:02.749	+0.354	17:42:51.211
16	1:03.521	+1.126	17:43:54.732
17	1:02.754	+0.359	17:44:57.486
p18	1:17.810	+15.415	17:46:15.296
19	2:24.345	+1:21.950	17:48:39.641
20	1:02.934	+0.539	17:49:42.575
21	1:03.277	+0.882	17:50:45.852
22	1:02.746	+0.351	17:51:48.598
23	1:02.641	+0.246	17:52:51.239
24	1:02.806	+0.411	17:53:54.045
25	1:03.140	+0.745	17:54:57.185
26	1:03.428	+1.033	17:56:00.613
27	1:03.198	+0.803	17:57:03.811
28	1:04.432	+2.037	17:58:08.243
29	1:03.661	+1.266	17:59:11.904
30	1:03.486	+1.091	18:00:15.390
31	1:03.497	+1.102	18:01:18.887
32	1:02.924	+0.529	18:02:21.811
33	1:02.862	+0.467	18:03:24.673
34	1:02.810	+0.415	18:04:27.483
35	1:02.905	+0.510	18:05:30.388
36	1:02.790	+0.395	18:06:33.178
37	1:02.837	+0.442	18:07:36.015
38	1:02.749	+0.354	18:08:38.764
39	1:02.748	+0.353	18:09:41.512
40	1:02.965	+0.570	18:10:44.477
41	1:02.828	+0.433	18:11:47.305
42	1:02.721	+0.326	18:12:50.026

Lap	Lap Tm	Diff	Time of Day
(1) Heikki Liiri			
1	1:05.216	+2.836	17:28:12.504
2	1:03.486	+1.106	17:29:15.990
3	1:02.750	+0.370	17:30:18.740
4	1:03.371	+0.991	17:31:22.111
5	1:03.728	+1.348	17:32:25.839
6	1:02.825	+0.445	17:33:28.664
7	1:03.091	+0.711	17:34:31.755
8	1:02.590	+0.210	17:35:34.345
9	1:02.536	+0.156	17:36:36.881
10	1:02.886	+0.506	17:37:39.767
11	1:02.837	+0.457	17:38:42.604
12	1:02.618	+0.238	17:39:45.222
13	1:02.380		17:40:47.602
14	1:02.637	+0.257	17:41:50.239
15	1:02.713	+0.333	17:42:52.952
16	1:03.902	+1.522	17:43:56.854
17	1:03.177	+0.797	17:45:00.031
18	1:03.157	+0.777	17:46:03.188
19	1:03.365	+0.985	17:47:06.553
20	1:02.820	+0.440	17:48:09.373

Lap	Lap Tm	Diff	Time of Day
21	1:02.986	+0.606	17:49:12.359
p22	1:18.669	+16.289	17:50:31.028
23	2:24.959	+1:22.579	17:52:55.987
24	1:03.127	+0.747	17:53:59.114
25	1:03.071	+0.691	17:55:02.185
26	1:03.079	+0.699	17:56:05.264
27	1:03.758	+1.378	17:57:09.022
28	1:03.238	+0.858	17:58:12.260
29	1:03.438	+1.058	17:59:15.698
30	1:02.976	+0.596	18:00:18.674
31	1:02.993	+0.613	18:01:21.667
32	1:02.531	+0.151	18:02:24.198
33	1:02.810	+0.430	18:03:27.008
34	1:02.559	+0.179	18:04:29.567
35	1:02.772	+0.392	18:05:32.339
36	1:02.837	+0.457	18:06:35.176
37	1:02.979	+0.599	18:07:38.155
38	1:02.756	+0.376	18:08:40.911
39	1:02.668	+0.288	18:09:43.579
40	1:02.546	+0.166	18:10:46.125
41	1:02.566	+0.186	18:11:48.691
42	1:02.573	+0.193	18:12:51.264

Lap	Lap Tm	Diff	Time of Day
(69) Jari Nuoramol / Sami Gröntha			
1	1:06.802	+4.480	17:28:15.526
2	1:03.191	+0.869	17:29:18.717
3	1:02.947	+0.625	17:30:21.664
4	1:02.989	+0.667	17:31:24.653
5	1:02.875	+0.553	17:32:27.528
6	1:02.836	+0.514	17:33:30.364
7	1:02.856	+0.534	17:34:33.220
8	1:02.753	+0.431	17:35:35.973
9	1:02.971	+0.649	17:36:38.944
10	1:02.821	+0.499	17:37:41.765
11	1:02.819	+0.497	17:38:44.584
12	1:02.889	+0.567	17:39:47.473
13	1:02.853	+0.531	17:40:50.326
14	1:02.644	+0.322	17:41:52.970
15	1:03.211	+0.889	17:42:56.181
16	1:03.770	+1.448	17:43:59.951
17	1:03.253	+0.931	17:45:03.204
18	1:02.973	+0.651	17:46:06.177
19	1:02.973	+0.651	17:47:09.150
p20	1:19.216	+16.894	17:48:28.366
21	2:25.357	+1:23.035	17:50:53.723
22	1:02.999	+0.677	17:51:56.722
23	1:02.530	+0.208	17:52:59.252
24	1:02.443	+0.121	17:54:01.695
25	1:02.621	+0.299	17:55:04.316
26	1:03.009	+0.687	17:56:07.325
27	1:03.329	+1.007	17:57:10.654
28	1:03.364	+1.042	17:58:14.018
29	1:03.044	+0.722	17:59:17.062
30	1:02.866	+0.544	18:00:19.928
31	1:02.870	+0.548	18:01:22.798
32	1:03.238	+0.916	18:02:26.036
33	1:02.744	+0.422	18:03:28.780
34	1:02.692	+0.370	18:04:31.472
35	1:02.764	+0.442	18:05:34.236
36	1:02.540	+0.218	18:06:36.776
37	1:02.873	+0.551	18:07:39.649
38	1:02.322		18:08:41.971
39	1:02.844	+0.522	18:09:44.815
40	1:02.541	+0.219	18:10:47.356
41	1:02.635	+0.313	18:11:49.991
42	1:03.012	+0.690	18:12:53.003

Lap	Lap Tm	Diff	Time of Day
(3) Olli Jalonen / Olavi Suono			
1	1:09.301	+6.858	17:28:20.023
2	1:04.715	+2.272	17:29:24.738
3	1:03.954	+1.511	17:30:28.692
4	1:04.504	+2.061	17:31:33.196
5	1:04.525	+2.082	17:32:37.721
6	1:03.154	+0.711	17:33:40.875
7	1:03.540	+1.097	17:34:44.415
8	1:03.467	+1.024	17:35:47.882
9	1:03.655	+1.212	17:36:51.537
10	1:03.711	+1.268	17:37:55.248
11	1:04.407	+1.964	17:38:59.655
12	1:03.477	+1.034	17:40:03.132
13	1:03.295	+0.852	17:41:06.427
14	1:03.701	+1.258	17:42:10.128
15	1:04.857	+2.414	17:43:14.985
16	1:05.246	+2.803	17:44:20.231
17	1:03.940	+1.497	17:45:24.171
18	1:03.866	+1.423	17:46:28.037
19	1:03.333	+0.890	17:47:31.370
20	1:03.532	+1.089	17:48:34.902
21	1:03.426	+0.983	17:49:38.328
p22	1:19.935	+17.492	17:50:58.263
23	2:24.307	+1:21.864	17:53:22.570
24	1:03.308	+0.865	17:54:25.878
25	1:02.718	+0.275	17:55:28.596
26	1:03.198	+0.755	17:56:31.794
27	1:03.282	+0.839	17:57:35.076
28	1:02.961	+0.518	17:58:38.037
29	1:03.004	+0.561	17:59:41.041
30	1:02.953	+0.510	18:00:43.994
31	1:02.689	+0.246	18:01:46.683
32	1:03.132	+0.689	18:02:49.815
33	1:02.443		18:03:52.258
34	1:02.923	+0.480	18:04:55.181
35	1:02.680	+0.237	18:05:57.861
36	1:03.268	+0.825	18:07:01.129
37	1:02.675	+0.232	18:08:03.804
38	1:02.897	+0.454	18:09:06.701
39	1:02.911	+0.468	18:10:09.612
40	1:02.759	+0.316	18:11:12.371
41	1:03.154	+0.711	18:12:15.525
42	1:03.039	+0.596	18:13:18.564

Lap	Lap Tm	Diff	Time of Day
(27) Hannu Työppönen / Juha Huhtala			
1	1:08.400	+5.744	17:28:17.853
2	1:04.518	+1.862	17:29:22.371
3	1:03.820	+1.164	17:30:26.191
4	1:04.504	+1.848	17:31:30.695
5	1:03.443	+0.787	17:32:34.138
6	1:02.656		17:33:36.794
7	1:02.782	+0.126	17:34:39.576
8	1:03.833	+1.177	17:35:43.409
9	1:03.763	+1.107	17:36:47.172
10	1:02.663	+0.007	17:37:49.835
11	1:03.357	+0.701	17:38:53.192
12	1:03.058	+0.402	17:39:56.250
13	1:03.116	+0.460	17:40:59.366
14	1:03.321	+0.665	17:42:02.687
15	1:05.686	+3.030	17:43:08.373
16	1:04.235	+1.579	17:44:12.608
17	1:03.947	+1.291	17:45:16.555
18	1:03.615	+0.959	17:46:20.170
19	1:03.835	+1.179	17:47:24.005
20	1:03.820	+1.164	17:48:27.825

Organizer: A2 Management; Pole Position

Orbits

Clerk of the Course: Raul Koov; Avo Elme; Jari Saarinen

Secretary of race: Piret Koov

Official Timing: EAL Timing Posted at:

Officialised at:

Printed: 13.07.2011 10:58:54

Summer Race 2011

Xtreme Race Cup

Audru Circuit 2,173 Km

Xtreme Race Cup - 1st race 45 minutes

9.07.2011 17:00

Race started at 17:27:07

Lap	Lap Tm	Diff	Time of Day
21	1:03.573	+0.917	17:49:31.398
p22	1:21.641	+18.985	17:50:53.039
23	2:26.529	+1:23.873	17:53:19.568
24	1:03.791	+1.135	17:54:23.359
25	1:03.211	+0.555	17:55:26.570
26	1:02.950	+0.294	17:56:29.520
27	1:03.327	+0.671	17:57:32.847
28	1:03.054	+0.398	17:58:35.901
29	1:03.264	+0.608	17:59:39.165
30	1:02.996	+0.340	18:00:42.161
31	1:03.103	+0.447	18:01:45.264
32	1:03.291	+0.635	18:02:48.555
33	1:03.183	+0.527	18:03:51.738
34	1:02.933	+0.277	18:04:54.671
35	1:02.852	+0.196	18:05:57.523
36	1:04.124	+1.468	18:07:01.647
37	1:03.114	+0.458	18:08:04.761
38	1:02.769	+0.113	18:09:07.530
39	1:03.028	+0.372	18:10:10.558
40	1:03.541	+0.885	18:11:14.099
41	1:02.897	+0.241	18:12:16.996
42	1:02.911	+0.255	18:13:19.907

(14) Jarmo Antikainen / Mika Rönning			
Lap	Lap Tm	Diff	Time of Day
1	1:07.226	+4.530	17:28:16.051
2	1:03.521	+0.825	17:29:19.572
3	1:03.026	+0.330	17:30:22.598
4	1:03.326	+0.630	17:31:25.924
5	1:03.052	+0.356	17:32:28.976
6	1:03.292	+0.596	17:33:32.268
7	1:03.063	+0.367	17:34:35.331
8	1:03.336	+0.640	17:35:38.667
9	1:03.641	+0.945	17:36:42.308
10	1:03.289	+0.593	17:37:45.597
11	1:03.405	+0.709	17:38:49.002
12	1:03.442	+0.746	17:39:52.444
13	1:03.124	+0.428	17:40:55.568
14	1:03.847	+1.151	17:41:59.415
15	1:14.302	+11.606	17:43:13.717
16	1:04.747	+2.051	17:44:18.464
17	1:04.261	+1.565	17:45:22.725
18	1:03.972	+1.276	17:46:26.697
p19	1:20.078	+17.382	17:47:46.775
20	2:25.898	+1:23.202	17:50:12.673
21	1:03.559	+0.863	17:51:16.232
22	1:03.424	+0.728	17:52:19.656
23	1:03.162	+0.466	17:53:22.818
24	1:03.363	+0.667	17:54:26.181
25	1:02.882	+0.186	17:55:29.063
26	1:03.211	+0.515	17:56:32.274
27	1:03.064	+0.368	17:57:35.338
28	1:03.334	+0.638	17:58:38.672
29	1:02.744	+0.048	17:59:41.416
30	1:02.885	+0.189	18:00:44.301
31	1:03.096	+0.400	18:01:47.397
32	1:03.283	+0.587	18:02:50.680
33	1:03.115	+0.419	18:03:53.795
34	1:03.323	+0.627	18:04:57.118
35	1:03.440	+0.744	18:06:00.558
36	1:03.697	+1.001	18:07:04.255
37	1:02.954	+0.258	18:08:07.209
38	1:03.275	+0.579	18:09:10.484
39	1:02.696		18:10:13.180
40	1:02.998	+0.302	18:11:16.178
41	1:02.896	+0.200	18:12:19.074
42	1:03.966	+1.270	18:13:23.040

(96) Timo Grönthal / Kari Grönthal			
Lap	Lap Tm	Diff	Time of Day
1	1:09.005	+6.297	17:28:17.228
2	1:04.575	+1.867	17:29:21.803
3	1:03.338	+0.630	17:30:25.141
4	1:03.197	+0.489	17:31:28.338
5	1:03.601	+0.893	17:32:31.939
6	1:03.142	+0.434	17:33:35.081
7	1:02.913	+0.205	17:34:37.994
8	1:02.708		17:35:40.702
9	1:03.018	+0.310	17:36:43.720
10	1:02.908	+0.200	17:37:46.628
11	1:03.218	+0.510	17:38:49.846
12	1:03.091	+0.383	17:39:52.937
13	1:03.202	+0.494	17:40:56.139
14	1:03.180	+0.472	17:41:59.319
15	1:15.408	+12.700	17:43:14.727
16	1:07.286	+4.578	17:44:22.013
p17	1:20.031	+17.323	17:45:42.044
18	2:24.474	+1:21.766	17:48:06.518
19	1:03.449	+0.741	17:49:09.967
20	1:03.452	+0.744	17:50:13.419
21	1:03.595	+0.887	17:51:17.014
22	1:03.172	+0.464	17:52:20.186
23	1:03.264	+0.556	17:53:23.450
24	1:03.354	+0.646	17:54:26.804
25	1:03.091	+0.383	17:55:29.895
26	1:03.119	+0.411	17:56:33.014
27	1:03.359	+0.651	17:57:36.373
28	1:03.249	+0.541	17:58:39.622
29	1:02.995	+0.287	17:59:42.617
30	1:02.902	+0.194	18:00:45.519
31	1:03.083	+0.375	18:01:48.602
32	1:03.377	+0.669	18:02:51.979
33	1:03.464	+0.756	18:03:55.443
34	1:03.705	+0.997	18:04:59.148
35	1:03.535	+0.827	18:06:02.683
36	1:03.270	+0.562	18:07:05.953
37	1:03.290	+0.582	18:08:09.243
38	1:03.485	+0.777	18:09:12.728
39	1:03.432	+0.724	18:10:16.160
40	1:03.755	+1.047	18:11:19.915
41	1:04.397	+1.689	18:12:24.312
42	1:07.662	+4.954	18:13:31.974

(26) Pekka Lintumäki / Jesse Lintumäki			
Lap	Lap Tm	Diff	Time of Day
1	1:10.372	+7.306	17:28:21.194
2	1:04.347	+1.281	17:29:25.541
3	1:04.475	+1.409	17:30:30.016
4	1:04.167	+1.101	17:31:34.183
5	1:04.423	+1.357	17:32:38.606
6	1:03.296	+0.230	17:33:41.902
7	1:03.196	+0.130	17:34:45.098
8	1:03.280	+0.214	17:35:48.378
9	1:03.895	+0.829	17:36:52.273
10	1:03.415	+0.349	17:37:55.688
11	1:04.415	+1.349	17:39:00.103
12	1:03.610	+0.544	17:40:03.713
13	1:03.423	+0.357	17:41:07.136
14	1:03.799	+0.733	17:42:10.935
15	1:04.691	+1.625	17:43:15.626
16	1:06.957	+3.891	17:44:22.583
17	1:04.471	+1.405	17:45:27.054
p18	1:22.633	+19.567	17:46:49.687
19	2:25.635	+1:22.569	17:49:15.322
20	1:03.604	+0.538	17:50:18.926

(25) Santtu Rantanen / Marko Rantanen			
Lap	Lap Tm	Diff	Time of Day
21	1:03.489	+0.423	17:51:22.415
22	1:03.337	+0.271	17:52:25.752
23	1:04.228	+1.162	17:53:29.980
24	1:03.720	+0.654	17:54:33.700
25	1:03.751	+0.685	17:55:37.451
26	1:03.231	+0.165	17:56:40.682
27	1:03.810	+0.744	17:57:44.492
28	1:04.217	+1.151	17:58:48.709
29	1:03.627	+0.561	17:59:52.336
30	1:03.594	+0.528	18:00:55.930
31	1:03.608	+0.542	18:01:59.538
32	1:03.651	+0.585	18:03:03.189
33	1:03.728	+0.662	18:04:06.917
34	1:03.399	+0.333	18:05:10.316
35	1:04.889	+1.823	18:06:15.205
36	1:03.630	+0.564	18:07:18.835
37	1:03.066		18:08:21.901
38	1:03.411	+0.345	18:09:25.312
39	1:04.125	+1.059	18:10:29.437
40	1:04.352	+1.286	18:11:33.789
41	1:04.003	+0.937	18:12:37.792
42	1:05.702	+2.636	18:13:43.494

Organizer: A2 Management; Pole Position

Orbits

Clerk of the Course: Raul Koov; Avo Elme; Jari Saarinen

Secretary of race: Piret Koov

Official Timing: EAL Timing Posted at:

Officialised at:

Printed: 13.07.2011 10:58:54

Summer Race 2011

Xtreme Race Cup

Audru Circuit 2,173 Km

Xtreme Race Cup - 1st race 45 minutes

9.07.2011 17:00

Race started at 17:27:07

Lap	Lap Tm	Diff	Time of Day
(77) Juha Jokiahho			
1	1:09.477	+5.338	17:28:21.591
2	1:05.633	+1.494	17:29:27.224
3	1:04.139		17:30:31.363
4	1:04.341	+0.202	17:31:35.704
5	1:04.889	+0.750	17:32:40.593
6	1:05.042	+0.903	17:33:45.635
7	1:04.216	+0.077	17:34:49.851
8	1:04.602	+0.463	17:35:54.453
9	1:04.368	+0.229	17:36:58.821
10	1:04.483	+0.344	17:38:03.304
11	1:04.206	+0.067	17:39:07.510
12	1:04.382	+0.243	17:40:11.892
13	1:04.312	+0.173	17:41:16.204
14	1:04.738	+0.599	17:42:20.942
15	1:04.804	+0.665	17:43:25.746
16	1:04.662	+0.523	17:44:30.408
17	1:04.842	+0.703	17:45:35.250
18	1:04.770	+0.631	17:46:40.020
p19	1:23.685	+19.546	17:48:03.705
20	2:30.230	+1:26.091	17:50:33.935
21	1:04.670	+0.531	17:51:38.605
22	1:05.079	+0.940	17:52:43.684
23	1:04.923	+0.784	17:53:48.607
24	1:04.637	+0.498	17:54:53.244
25	1:04.580	+0.441	17:55:57.824
26	1:04.520	+0.381	17:57:02.344
27	1:04.785	+0.646	17:58:07.129
28	1:06.719	+2.580	17:59:13.848
29	1:05.400	+1.261	18:00:19.248
30	1:05.371	+1.232	18:01:24.619
31	1:05.105	+0.966	18:02:29.724
32	1:04.664	+0.525	18:03:34.388
33	1:05.070	+0.931	18:04:39.458
34	1:04.611	+0.472	18:05:44.069
35	1:04.698	+0.559	18:06:48.767
36	1:04.885	+0.746	18:07:53.652
37	1:06.027	+1.888	18:08:59.679
38	1:06.484	+2.345	18:10:06.163
39	1:04.208	+0.069	18:11:10.371
40	1:04.390	+0.251	18:12:14.761
41	1:06.516	+2.377	18:13:21.277

(63) Antti Vekara / Pete Leinonen			
1	1:09.200	+5.226	17:28:20.652
2	1:06.235	+2.261	17:29:26.887
3	1:04.103	+0.129	17:30:30.990
4	1:04.471	+0.497	17:31:35.461
5	1:04.849	+0.875	17:32:40.310
6	1:05.990	+2.016	17:33:46.300
7	1:04.822	+0.848	17:34:51.122
8	1:04.309	+0.335	17:35:55.431
9	1:04.499	+0.525	17:36:59.930
10	1:04.353	+0.379	17:38:04.283
11	1:04.319	+0.345	17:39:08.602
12	1:04.250	+0.276	17:40:12.852
13	1:03.974		17:41:16.826
14	1:04.409	+0.435	17:42:21.235
15	1:05.156	+1.182	17:43:26.391
16	1:04.783	+0.809	17:44:31.174
17	1:04.807	+0.833	17:45:35.981
18	1:04.754	+0.780	17:46:40.735
19	1:04.446	+0.472	17:47:45.181
20	1:04.690	+0.716	17:48:49.871
21	1:04.695	+0.721	17:49:54.566

Lap	Lap Tm	Diff	Time of Day
22	1:04.982	+1.008	17:50:59.548
23	1:04.611	+0.637	17:52:04.159
p24	1:21.261	+17.287	17:53:25.420
25	2:29.212	+1:25.238	17:55:54.632
26	1:06.893	+2.919	17:57:01.525
27	1:09.063	+5.089	17:58:10.588
28	1:07.275	+3.301	17:59:17.863
29	1:06.051	+2.077	18:00:23.914
30	1:06.081	+2.107	18:01:29.995
31	1:06.493	+2.519	18:02:36.488
32	1:06.702	+2.728	18:03:43.190
33	1:06.825	+2.851	18:04:50.015
34	1:06.177	+2.203	18:05:56.192
35	1:10.955	+6.981	18:07:07.147
36	1:05.528	+1.554	18:08:12.675
37	1:06.101	+2.127	18:09:18.776
38	1:05.875	+1.901	18:10:24.651
39	1:05.926	+1.952	18:11:30.577
40	1:05.866	+1.892	18:12:36.443
41	1:07.960	+3.986	18:13:44.403

(7) Tapio Peltola / Krista Juti			
1	1:10.326	+6.292	17:28:22.484
2	1:05.642	+1.608	17:29:28.126
3	1:04.388	+0.354	17:30:32.514
4	1:04.683	+0.649	17:31:37.197
5	1:05.188	+1.154	17:32:42.385
6	1:04.613	+0.579	17:33:46.998
7	1:04.470	+0.436	17:34:51.468
8	1:04.772	+0.738	17:35:56.240
9	1:04.281	+0.247	17:37:00.521
10	1:04.423	+0.389	17:38:04.944
11	1:04.208	+0.174	17:39:09.152
12	1:04.270	+0.236	17:40:13.422
13	1:04.034		17:41:17.456
14	1:04.392	+0.358	17:42:21.848
15	1:05.733	+1.699	17:43:27.581
16	1:04.506	+0.472	17:44:32.087
17	1:04.753	+0.719	17:45:36.840
18	1:04.643	+0.609	17:46:41.483
19	1:04.588	+0.554	17:47:46.071
20	1:04.706	+0.672	17:48:50.777
21	1:05.433	+1.399	17:49:56.210
22	1:04.576	+0.542	17:51:00.786
p23	1:22.139	+18.105	17:52:22.925
24	2:30.868	+1:26.834	17:54:53.793
25	1:07.985	+3.951	17:56:01.778
26	1:09.823	+5.789	17:57:11.601
27	1:07.404	+3.370	17:58:19.005
28	1:07.469	+3.435	17:59:26.474
29	1:06.722	+2.688	18:00:33.196
30	1:07.868	+3.834	18:01:41.064
31	1:10.971	+6.937	18:02:52.035
32	1:07.755	+3.721	18:03:59.790
33	1:07.156	+3.122	18:05:06.946
34	1:11.419	+7.385	18:06:18.365
35	1:07.269	+3.235	18:07:25.634
36	1:07.954	+3.920	18:08:33.588
37	1:12.167	+8.133	18:09:45.755
38	1:06.889	+2.855	18:10:52.644
39	1:06.159	+2.125	18:11:58.803
40	1:07.829	+3.795	18:13:06.632

(8) Jesse Mikael Oja			
1	1:08.344	+5.589	17:28:18.064
2	1:04.475	+1.720	17:29:22.539

Lap	Lap Tm	Diff	Time of Day
3	1:04.342	+1.587	17:30:26.881
4	1:03.434	+0.679	17:31:30.315
5	1:03.270	+0.515	17:32:33.585
6	1:02.755		17:33:36.340
7	1:02.778	+0.023	17:34:39.118
8	1:02.972	+0.217	17:35:42.090
9	1:03.052	+0.297	17:36:45.142
10	1:02.850	+0.095	17:37:47.992
11	1:03.036	+0.281	17:38:51.028
12	1:03.192	+0.437	17:39:54.220
13	1:02.892	+0.137	17:40:57.112
14	1:03.161	+0.406	17:42:00.273

(20) Rauno Pekkola / Janne Kettumäki			
p1	2:00.875	-3:58:53.900	17:29:12.798
2	2:06.227	-3:58:48.548	17:31:19.025

(5) Kai Eklund / Frasse Alm			
1	1:07.438	+3.765	17:28:17.515
2	1:05.862	+2.189	17:29:23.377
3	1:04.029	+0.356	17:30:27.406
4	1:03.939	+0.266	17:31:31.345
5	1:03.673		17:32:35.018
p6	1:19.425	+15.752	17:33:54.443
7	1:20.635	+16.962	17:35:15.078

Organizer: A2 Management; Pole Position

Orbits

Clerk of the Course: Raul Koov; Avo Elme; Jari Saarinen

Secretary of race: Piret Koov

Official Timing: EAL Timing Posted at:

Officialised at:

Printed: 13.07.2011 10:58:54

EAL TIMING

MYLAPS
SPORTS TIMING

Summer Race 2011

Lapchart

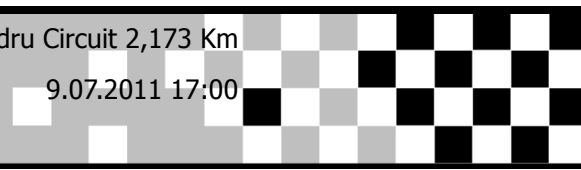
Xtreme Race Cup

Audru Circuit 2,173 Km

Xtreme Race Cup - 1st race 45 minutes

9.07.2011 17:00

Race started at 17:27:07



Competitors	Laps																									
	0	1	2	3	4	5	6	7	8	9	10	11	12	13	14	15	16	17	18	19	20	21	22	23	24	
Heikki Liiri (1)	1	1	1	1	22	22	22	22	22	22	22	22	22	22	22	22	22	22	1	1	1	1	1	63	63	
Juha Hannonen (22)	2	22	22	22	1	1	1	1	1	1	1	1	1	1	1	1	1	1	69	69	27	27	27	7	22	
Timo Grönthal / Kari Grönthal (96)	3	96	69	69	69	69	69	69	69	69	69	69	69	69	69	69	69	69	22	27	69	3	3	22	1	
Jari Nuoramol / Sami Gröntha (69)	4	69	14	14	14	14	14	14	14	14	14	14	14	14	14	96	27	27	27	27	3	3	63	63	1	69
Jarmo Antikainen / Mika Rönnerberg (1)	5	14	96	96	96	96	96	96	96	96	96	96	96	96	96	14	14	14	14	14	25	25	7	7	69	27
Hannu Työppönen / Juha Huhtala (27)	6	27	5	27	27	8	8	8	8	8	8	8	8	8	8	8	25	25	25	3	63	63	25	22	27	3
Jesse Mikael Oja (8)	7	8	27	8	8	27	27	27	27	27	27	27	27	27	27	27	96	3	3	25	7	7	22	69	3	14
Kai Eklund / Frasse Alm (5)	8	5	8	5	5	5	5	25	25	25	25	25	25	25	25	25	3	96	26	77	14	22	69	14	14	96
Santtu Rantanen / Marko Rantanen (2)	9	25	25	25	25	25	3	3	3	3	3	3	3	3	3	3	26	26	77	63	77	14	14	96	96	25
Olli Jalonen / Olavi Suono (3)	10	3	3	3	3	3	26	26	26	26	26	26	26	26	26	26	77	77	63	7	22	96	96	25	25	26
Pekka Lintumäki / Jesse Lintumäki (2)	11	26	63	26	26	26	26	77	77	77	77	77	77	77	77	77	63	63	7	26	96	26	26	26	26	77
Antti Vekara / Pete Leinonen (63)	12	63	26	63	63	63	63	63	63	63	63	63	63	63	63	63	7	7	96	96	26	77	77	77	77	7
Rauno Pekkola / Janne Kettumäki (20)	13	20	77	77	77	77	77	7	7	7	7	7	7	7	7	7										
Juha Jokiahho (77)	14	77	7	7	7	7	7	5	5																	
Tapio Peltola / Krista Juti (7)	15	7	20	20																						

Summer Race 2011

Lapchart

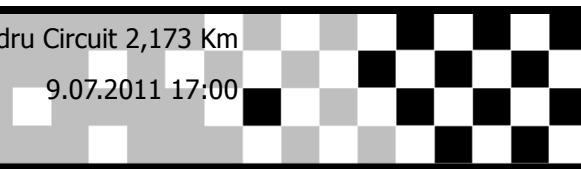
Xtreme Race Cup

Audru Circuit 2,173 Km

Xtreme Race Cup - 1st race 45 minutes

9.07.2011 17:00

Race started at 17:27:07



Competitors	Laps																	
	25	26	27	28	29	30	31	32	33	34	35	36	37	38	39	40	41	42
Heikki Liiri (1)	1	22	22	22	22	22	22	22	22	22	22	22	22	22	22	22	22	22
Juha Hannonen (22)	2	1	1	1	1	1	1	1	1	1	1	1	1	1	1	1	1	1
Timo Grönthal / Kari Grönthal (96)	3	69	69	69	69	69	69	69	69	69	69	69	69	69	69	69	69	69
Jari Nuoramol / Sami Gröntha (69)	4	27	27	27	27	27	27	27	27	27	27	3	3	3	3	3	3	3
Jarmo Antikainen / Mika Rönnerberg (1)	5	3	3	3	3	3	3	3	3	3	3	27	27	27	27	27	27	27
Hannu Työppönen / Juha Huhtala (27)	6	14	14	14	14	14	14	14	14	14	14	14	14	14	14	14	14	14
Jesse Mikael Oja (8)	7	96	96	96	96	96	96	96	96	96	96	96	96	96	96	96	96	96
Kai Eklund / Frasse Alm (5)	8	25	25	25	26	26	26	26	26	26	26	26	26	26	26	26	26	26
Santtu Rantanen / Marko Rantanen (2)	9	26	26	26	25	25	25	25	25	25	25	25	25	25	25	25	25	25
Olli Jalonen / Olavi Suono (3)	10	63	63	77	77	77	77	77	77	77	77	77	77	77	77	77	77	77
Pekka Lintumäki / Jesse Lintumäki (2)	11	77	77	63	63	63	63	63	63	63	63	63	63	63	63	63	63	63
Antti Vekara / Pete Leinonen (63)	12	7	7	7	7	7	7	7	7	7	7	7	7	7	7	7	7	7
Rauno Pekkola / Janne Kettumäki (20)	13																	
Juha Jokiahho (77)	14																	
Tapio Peltola / Krista Juti (7)	15																	

Summer Race 2011

Sorted on Best Lap time

V1600 Cup; Honda Challenge

Audru Circuit 2,173 Km

V1600 Cup; Honda Challenge; Xtreme Race Cup - Warm Up

10.07.2011 11:25

Practice started at 11:25:05

Pos	No.	Name	Nat	Entrant/Race Team	Make	Best Tm	Diff	Gap	Laps	In Lap	Best Speed
Honda Challenge											
1	27	Alexander Antonov	RUS	Neva Motorsport	Honda Civic	1:00.402			18	15	129,512
2	28	Sergey Golubev	RUS	Neva Motorsport	Honda Civic	1:00.938	0.536	0.536	19	18	128,373
V1600 Cup											
1	7	Arttu Mäkelä	FIN	MiikUA	Alfa Romeo	1:06.917			6	4	116,903
2	30	Juha Koljonen	FIN	RiiUA	Alfa Romeo	1:07.585	0.668	0.668	3	3	115,748
3	4	Jari Pohjola	FIN	VarkUA	Suzuki Swift	1:08.363	1.446	0.778	4	3	114,430
4	69	Jukka Nieminen	FIN	SAU	Wolkswagen	1:08.601	1.684	0.238	8	5	114,033
5	14	Juha Karjalainen	FIN	AL-Myrskylä	Volkswagen	1:09.681	2.764	1.080	11	11	112,266
6	5	Sami Vainioniemi	FIN	JyvUA	Honda Civic	1:09.706	2.789	0.025	2	2	112,226
7	16	Seppo Lehtinen	FIN	HyUA	Audi A3	1:09.969	3.052	0.263	10	10	111,804
8	12	Kari Jääski	FIN	HRF	Citroen C2	1:10.110	3.193	0.141	4	2	111,579
Xtreme Race Cup											
1	69	Jari Nuoramol / Sami Gröntha	FIN	NuUA	BMW 325i	1:02.010			10	9	126,154
2	22	Juha Hannonen	FIN	HRF	BMW 325i	1:02.403	0.393	0.393	5	3	125,359
3	14	Jarmo Antikainen/ Mika Rönberg	FIN	KotkaUA	BMW 325i	1:02.916	0.906	0.513	5	5	124,337
4	3	Olli Jalonen / Olavi Suono	FIN	HanUA	BMW 325i	1:03.463	1.453	0.547	4	3	123,266
5	27	Hannu Työppönen / Juha Huhtala	FIN	Keimole FK-K / VihUA	BMW 325i	1:03.650	1.640	0.187	7	2	122,903
6	20	Rauno Pekkola / Janne Kettumäki	FIN	PertUA / LapUA	BMW 325i	1:04.002	1.992	0.352	10	10	122,227
7	63	Antti Vekara / Pete Leinonen	FIN	Espoo UA	BMW 325i	1:04.226	2.216	0.224	9	7	121,801
8	26	Pekka Lintumäki / Jesse Lintumäki	FIN	Keimola FK-K	BMW 325i	1:04.369	2.359	0.143	5	4	121,531
9	8	Jesse Mikael Oja	FIN	Tamua	BMW 325i				1	0	-

Summer Race 2011

V1600 Cup; Honda Challenge

Audru Circuit 2,173 Km

V1600 Cup; Honda Challenge; Xtreme Race Cup - Warm Up

10.07.2011 11:25

Practice started at 11:25:05

Lap	Lap Tm	Diff	Time of Day
(27) Alexander Antonov			
1	1:03.257	+2.855	11:27:37.726
2	1:01.347	+0.945	11:28:39.073
3	1:01.461	+1.059	11:29:40.534
4	1:01.097	+0.695	11:30:41.631
5	1:01.065	+0.663	11:31:42.696
6	1:00.724	+0.322	11:32:43.420
7	1:01.822	+1.420	11:33:45.242
8	1:01.328	+0.926	11:34:46.570
9	1:01.102	+0.700	11:35:47.672
10	1:00.667	+0.265	11:36:48.339
11	1:00.834	+0.432	11:37:49.173
12	1:00.754	+0.352	11:38:49.927
13	1:00.482	+0.080	11:39:50.409
14	1:00.554	+0.152	11:40:50.963
15	1:00.402		11:41:51.365
p16	1:25.153	+24.751	11:43:16.518
17	1:40.945	+40.543	11:44:57.463
18	1:00.438	+0.036	11:45:57.901

Lap	Lap Tm	Diff	Time of Day
(28) Sergey Golubev			
1	1:28.622	+27.684	11:26:35.541
2	1:04.461	+3.523	11:27:40.002
3	1:02.713	+1.775	11:28:42.715
4	1:02.218	+1.280	11:29:44.933
5	1:02.766	+1.828	11:30:47.699
6	1:04.034	+3.096	11:31:51.733
7	1:01.394	+0.456	11:32:53.127
8	1:02.743	+1.805	11:33:55.870
p9	1:21.100	+20.162	11:35:16.970
10	1:39.743	+38.805	11:36:56.713
11	1:01.216	+0.278	11:37:57.929
12	1:01.835	+0.897	11:38:59.764
13	1:01.793	+0.855	11:40:01.557
14	1:01.734	+0.796	11:41:03.291
15	1:01.639	+0.701	11:42:04.930
16	1:01.148	+0.210	11:43:06.078
17	1:01.790	+0.852	11:44:07.868
18	1:00.938		11:45:08.806
19	1:00.964	+0.026	11:46:09.770

Lap	Lap Tm	Diff	Time of Day
(69) Jari Nuoramol / Sami Gröntha			
1	1:25.453	+23.443	11:27:23.222
2	1:02.450	+0.440	11:28:25.672
3	1:02.945	+0.935	11:29:28.617
4	1:03.007	+0.997	11:30:31.624
5	1:02.044	+0.034	11:31:33.668
6	1:02.406	+0.396	11:32:36.074
p7	1:26.263	+24.253	11:34:02.337
8	1:28.348	+26.338	11:35:30.685
9	1:02.010		11:36:32.695
10	1:02.192	+0.182	11:37:34.887

Lap	Lap Tm	Diff	Time of Day
(22) Juha Hannonen			
1	1:19.192	+16.789	11:29:38.544
2	1:04.820	+2.417	11:30:43.364
3	1:02.403		11:31:45.767
4	1:04.253	+1.850	11:32:50.020
5	1:02.647	+0.244	11:33:52.667

Lap	Lap Tm	Diff	Time of Day
(14) Jarmo Antikainen/ Mika Rönberg			
1	1:13.391	+10.475	11:29:44.283
2	1:04.238	+1.322	11:30:48.521
3	1:04.406	+1.490	11:31:52.927
4	1:05.448	+2.532	11:32:58.375

Lap	Lap Tm	Diff	Time of Day
5	1:02.916		11:34:01.291

Lap	Lap Tm	Diff	Time of Day
(3) Olli Jalonen / Olavi Suono			
1	1:34.538	+31.075	11:27:25.377
2	1:04.236	+0.773	11:28:29.613
3	1:03.463		11:29:33.076
4	1:05.251	+1.788	11:30:38.327

Lap	Lap Tm	Diff	Time of Day
(27) Hannu Työppönen / Juha Huhtala			
1	1:34.501	+30.851	11:27:18.123
2	1:03.650		11:28:21.773
3	1:05.528	+1.878	11:29:27.301
4	1:05.349	+1.699	11:30:32.650
5	1:03.840	+0.190	11:31:36.490
6	1:03.768	+0.118	11:32:40.258
7	1:06.975	+3.325	11:33:47.233

Lap	Lap Tm	Diff	Time of Day
(20) Rauno Pekkola / Janne Kettumäki			
1	1:30.051	+26.049	11:27:31.111
2	1:05.632	+1.630	11:28:36.743
3	1:05.563	+1.561	11:29:42.306
4	1:04.537	+0.535	11:30:46.843
p5	1:30.554	+26.552	11:32:17.397
6	2:00.670	+56.668	11:34:18.067
7	1:04.188	+0.186	11:35:22.255
p8	1:41.419	+37.417	11:37:03.674
9	2:11.159	+1:07.157	11:39:14.833
10	1:04.002		11:40:18.835

Lap	Lap Tm	Diff	Time of Day
(63) Antti Vekara / Pete Leinonen			
1	1:22.678	+18.452	11:27:08.533
2	1:05.099	+0.873	11:28:13.632
3	1:04.398	+0.172	11:29:18.030
4	1:04.775	+0.549	11:30:22.805
5	1:04.985	+0.759	11:31:27.790
6	1:04.990	+0.764	11:32:32.780
7	1:04.226		11:33:37.006
8	1:05.462	+1.236	11:34:42.468
9	1:04.451	+0.225	11:35:46.919

Lap	Lap Tm	Diff	Time of Day
(26) Pekka Lintumäki / Jesse Lintumäki			
1	1:21.922	+17.553	11:28:00.746
2	1:07.787	+3.418	11:29:08.533
3	1:06.030	+1.661	11:30:14.563
4	1:04.369		11:31:18.932
5	1:07.205	+2.836	11:32:26.137

Lap	Lap Tm	Diff	Time of Day
(7) Arttu Mäkelä			
1	1:26.524	+19.607	11:29:29.502
2	1:07.435	+0.518	11:30:36.937
3	1:07.822	+0.905	11:31:44.759
4	1:06.917		11:32:51.676
5	1:07.690	+0.773	11:33:59.366
6	1:07.783	+0.866	11:35:07.149

Lap	Lap Tm	Diff	Time of Day
(30) Juha Koljonen			
1	1:39.862	+32.277	11:34:04.336
2	1:11.575	+3.990	11:35:15.911
3	1:07.585		11:36:23.496

Lap	Lap Tm	Diff	Time of Day
(4) Jari Pohjola			
1	1:24.041	+15.678	11:26:38.995
2	1:08.718	+0.355	11:27:47.713
3	1:08.363		11:28:56.076
4	1:14.388	+6.025	11:30:10.464

Lap	Lap Tm	Diff	Time of Day
(69) Jukka Nieminen			
1	1:22.590	+13.989	11:26:46.173
2	1:12.187	+3.586	11:27:58.360
3	1:09.311	+0.710	11:29:07.671
4	1:09.108	+0.507	11:30:16.779
5	1:08.601		11:31:25.380
6	1:09.443	+0.842	11:32:34.823
7	1:10.003	+1.402	11:33:44.826
8	1:09.641	+1.040	11:34:54.467

Lap	Lap Tm	Diff	Time of Day
(14) Juha Karjalainen			
1	1:29.607	+19.926	11:26:42.516
2	1:10.944	+1.263	11:27:53.460
3	1:10.605	+0.924	11:29:04.065
p4	1:34.975	+25.294	11:30:39.040
5	2:55.254	+1:45.573	11:33:34.294
6	1:11.365	+1.684	11:34:45.659
7	1:10.447	+0.766	11:35:56.106
8	1:10.338	+0.657	11:37:06.444
9	1:09.929	+0.248	11:38:16.373
10	1:09.699	+0.018	11:39:26.072
11	1:09.681		11:40:35.753

Lap	Lap Tm	Diff	Time of Day
(5) Sami Vainioniemi			
1	1:39.063	+29.357	11:32:43.024
2	1:09.706		11:33:52.730

Lap	Lap Tm	Diff	Time of Day
(16) Seppo Lehtinen			
1	1:27.493	+17.524	11:26:45.739
2	1:13.308	+3.339	11:27:59.047
p3	1:34.312	+24.343	11:29:33.359
4	2:51.853	+1:41.884	11:32:25.212
5	1:10.510	+0.541	11:33:35.722
6	1:11.087	+1.118	11:34:46.809
p7	1:33.719	+23.750	11:36:20.528
8	2:43.271	+1:33.302	11:39:03.799
9	1:10.447	+0.478	11:40:14.246
10	1:09.969		11:41:24.215

Lap	Lap Tm	Diff	Time of Day
(12) Kari Jääski			
1	1:33.585	+23.475	11:26:44.377
2	1:10.110		11:27:54.487
3	1:19.569	+9.459	11:29:14.056
4	1:10.253	+0.143	11:30:24.309

Lap	Lap Tm	Diff	Time of Day
(8) Jesse Mikael Oja			
1	1:25.454	-3:59:29.321	11:27:56.433

Summer Race 2011

Sorted on Laps

Xtreme Race Cup

Audru Circuit 2,173 Km

Xtreme Race Cup - 2nd race 45 minutes

10.07.2011 14:40

Race started at 14:42:32

Pos	No.	Name	Nat	Entrant/Race Team	Make	Laps	Total Tm	Diff	Gap	Best Tm	In Lap
1	22	Juha Hannonen	FIN	HRF	BMW 325i	40	45:21.890			1:02.216	18
2	69	Jari Nuoramol / Sami Gröntha	FIN	NuUA	BMW 325i	40	45:29.415	7.525	7.525	1:02.610	16
3	1	Heikki Liiri	FIN	HeiUA / HRF	BMW 325i	40	45:31.193	9.303	1.778	1:02.123	25
4	3	Olli Jalonen / Olavi Suono	FIN	HanUA	BMW 325i	40	45:36.688	14.798	5.495	1:02.356	19
5	26	Pekka Lintumäki / Jesse Lintumäki	FIN	Keimola FK-K	BMW 325i	40	45:55.511	33.621	18.823	1:03.206	7
6	14	Jarmo Antikainen / Mika Rönberg	FIN	KotkaUA	BMW 325i	40	46:09.366	47.476	0.043	1:02.787	8
7	25	Santtu Rantanen / Marko Rantanen	FIN	HRF	BMW 325i	40	46:14.864	52.974	5.498	1:03.470	18
8	77	Juha Jokiah	FIN	EPUA	BMW 325i	39	45:33.308	1 Lap	1 Lap	1:03.902	16
9	5	Kai Eklund / Frasse Alm	FIN	TapUA / EspooUA	BMW 325i	40	46:09.323	47.433	13.812	1:03.310	19
10	7	Tapio Peltola / Krista Juti	FIN	SatUA	BMW 325i	39	45:38.060	1 Lap	4.752	1:03.596	39
11	63	Antti Vekara / Pete Leinonen	FIN	Espoo UA	BMW 325i	39	45:39.251	1 Lap	1.191	1:03.925	28
12	20	Rauno Pekkola / Janne Kettumäki	FIN	PertUA / LapUA	BMW 325i	39	45:40.965	1 Lap	1.714	1:03.963	16

Not classified (75% = 30 Laps)

	27	Hannu Työppönen / Juha Huhtala	FIN	Keimole FK-K / VihUA	BMW 325i	9	9:35.355	31 Laps	30 Laps	1:02.723	8
	8	Jesse Mikael Oja	FIN	Tamua	BMW 325i	9	9:35.724	31 Laps	0.369	1:02.638	4
DQ	96	Timo Grönthal / Kari Grönthal	FIN	NuUA	BMW 325i	22	26:56.955	DQ		1:02.411	7

Announcements

Nr. 25 + 10 sek

Nr. 5 + 35 sek

Nr. 1 Heikki Liiri - uus rajarekord 1:02.123

Margin of Victory	Avg. Speed	Best Lap Tm	Best Speed	Best Lap by
7.525	114,961	1:02.123	125,924	1 - Heikki Liiri

Organizer: A2 Management; Pole Position

Orbits

Clerk of the Course: Raul Koov; Avo Elme; Jari Saarinen

Secretary of race: Piret Koov

Official Timing: EAL Timing Posted at:

Officialised at:

EAL TIMING

MYLAPS
SPORTS TIMING

Printed: 13.07.2011 10:59:44

Summer Race 2011

Xtreme Race Cup

Audru Circuit 2,173 Km

Xtreme Race Cup - 2nd race 45 minutes

10.07.2011 14:40

Race started at 14:42:32

Lap	Lap Tm	Diff	Time of Day
(22) Juha Hannonen			
1	1:04.687	+2.471	14:43:37.367
2	1:02.775	+0.559	14:44:40.142
3	1:02.526	+0.310	14:45:42.668
4	1:02.476	+0.260	14:46:45.144
5	1:02.674	+0.458	14:47:47.818
6	1:03.003	+0.787	14:48:50.821
7	1:02.783	+0.567	14:49:53.604
8	1:02.457	+0.241	14:50:56.061
9	1:02.496	+0.280	14:51:58.557
10	1:02.749	+0.533	14:53:01.306
11	1:04.150	+1.934	14:54:05.456
12	1:35.354	+33.138	14:55:40.810
13	1:40.379	+38.163	14:57:21.189
14	1:21.596	+19.380	14:58:42.785
15	1:26.397	+24.181	15:00:09.182
p16	1:17.757	+15.541	15:01:26.939
17	2:24.187	+1:21.971	15:03:51.126
18	1:02.216		15:04:53.342
19	1:02.406	+0.190	15:05:55.748
20	1:02.350	+0.134	15:06:58.098
21	1:02.586	+0.370	15:08:00.684
22	1:02.402	+0.186	15:09:03.086
23	1:02.730	+0.514	15:10:05.816
24	1:02.679	+0.463	15:11:08.495
25	1:02.702	+0.486	15:12:11.197
26	1:02.867	+0.651	15:13:14.064
27	1:02.723	+0.507	15:14:16.787
28	1:02.814	+0.598	15:15:19.601
29	1:02.897	+0.681	15:16:22.498
30	1:02.745	+0.529	15:17:25.243
31	1:02.675	+0.459	15:18:27.918
32	1:02.637	+0.421	15:19:30.555
33	1:02.675	+0.459	15:20:33.230
34	1:03.249	+1.033	15:21:36.479
35	1:03.158	+0.942	15:22:39.637
36	1:02.784	+0.568	15:23:42.421
37	1:02.721	+0.505	15:24:45.142
38	1:02.819	+0.603	15:25:47.961
39	1:03.229	+1.013	15:26:51.190
40	1:03.380	+1.164	15:27:54.570

Lap	Lap Tm	Diff	Time of Day
(69) Jari Nuoramol / Sami Gröntha			
1	1:05.908	+3.298	14:43:39.461
2	1:03.267	+0.657	14:44:42.728
3	1:03.247	+0.637	14:45:45.975
4	1:02.691	+0.081	14:46:48.666
5	1:02.913	+0.303	14:47:51.579
6	1:03.234	+0.624	14:48:54.813
7	1:02.642	+0.032	14:49:57.455
8	1:05.185	+2.575	14:51:02.640
9	1:04.462	+1.852	14:52:07.102
10	1:02.641	+0.031	14:53:09.743
11	1:08.229	+5.619	14:54:17.972
12	1:27.729	+25.119	14:55:45.701
13	1:40.879	+38.269	14:57:26.580
14	1:21.091	+18.481	14:58:47.671
15	1:23.656	+21.046	15:00:11.327
16	1:02.610		15:01:13.937
p17	1:18.117	+15.507	15:02:32.054
18	2:23.905	+1:21.295	15:04:55.959
19	1:02.646	+0.036	15:05:58.605
20	1:02.617	+0.007	15:07:01.222
21	1:02.656	+0.046	15:08:03.878
22	1:04.484	+1.874	15:09:08.362

Lap	Lap Tm	Diff	Time of Day
23	1:03.076	+0.466	15:10:11.438
24	1:02.899	+0.289	15:11:14.337
25	1:02.687	+0.077	15:12:17.024
26	1:02.722	+0.112	15:13:19.746
27	1:02.614	+0.004	15:14:22.360
28	1:02.724	+0.114	15:15:25.084
29	1:02.859	+0.249	15:16:27.943
30	1:02.937	+0.327	15:17:30.880
31	1:02.807	+0.197	15:18:33.687
32	1:02.816	+0.206	15:19:36.503
33	1:03.008	+0.398	15:20:39.511
34	1:02.874	+0.264	15:21:42.385
35	1:02.988	+0.378	15:22:45.373
36	1:03.861	+1.251	15:23:49.234
37	1:03.548	+0.938	15:24:52.782
38	1:02.843	+0.233	15:25:55.625
39	1:03.127	+0.517	15:26:58.752
40	1:03.343	+0.733	15:28:02.095

Lap	Lap Tm	Diff	Time of Day
(1) Heikki Liiri			
1	1:05.173	+3.050	14:43:39.226
2	1:03.125	+1.002	14:44:42.351
3	1:02.894	+0.771	14:45:45.245
4	1:02.926	+0.803	14:46:48.171
5	1:02.863	+0.740	14:47:51.034
6	1:03.261	+1.138	14:48:54.295
7	1:02.672	+0.549	14:49:56.967
8	1:03.153	+1.030	14:51:00.120
9	1:02.935	+0.812	14:52:03.055
10	1:02.770	+0.647	14:53:05.825
11	1:03.588	+1.465	14:54:09.413
12	1:34.116	+31.993	14:55:43.529
13	1:40.829	+38.706	14:57:24.358
14	1:21.000	+18.877	14:58:45.358
15	1:25.327	+23.204	15:00:10.685
16	1:04.239	+2.116	15:01:14.924
17	1:02.913	+0.790	15:02:17.837
p18	1:17.799	+15.676	15:03:35.636
19	2:23.358	+1:21.235	15:05:58.994
20	1:02.668	+0.545	15:07:01.662
21	1:02.564	+0.441	15:08:04.226
22	1:04.991	+2.868	15:09:09.217
23	1:03.211	+1.088	15:10:12.428
24	1:02.751	+0.628	15:11:15.179
25	1:02.123		15:12:17.302
26	1:02.895	+0.772	15:13:20.197
27	1:02.533	+0.410	15:14:22.730
28	1:02.925	+0.802	15:15:25.655
29	1:02.686	+0.563	15:16:28.341
30	1:03.307	+1.184	15:17:31.648
31	1:02.560	+0.437	15:18:34.208
32	1:03.204	+1.081	15:19:37.412
33	1:02.880	+0.757	15:20:40.292
34	1:03.138	+1.015	15:21:43.430
35	1:03.322	+1.199	15:22:46.752
36	1:03.580	+1.457	15:23:50.332
37	1:03.511	+1.388	15:24:53.843
38	1:03.121	+0.998	15:25:56.964
39	1:03.593	+1.470	15:27:00.557
40	1:03.316	+1.193	15:28:03.873

Lap	Lap Tm	Diff	Time of Day
(3) Olli Jalonen / Olavi Suono			
1	1:05.705	+3.349	14:43:40.079
2	1:02.993	+0.637	14:44:43.072
3	1:03.170	+0.814	14:45:46.242
4	1:02.822	+0.466	14:46:49.064

Lap	Lap Tm	Diff	Time of Day
5	1:02.777	+0.421	14:47:51.841
6	1:04.023	+1.667	14:48:55.864
7	1:04.278	+1.922	14:50:00.142
8	1:02.860	+0.504	14:51:03.002
9	1:04.539	+2.183	14:52:07.541
10	1:05.752	+3.396	14:53:13.293
11	1:05.963	+3.607	14:54:19.256
12	1:27.237	+24.881	14:55:46.493
13	1:41.181	+38.825	14:57:27.674
14	1:20.767	+18.411	14:58:48.441
15	1:23.392	+21.036	15:00:11.833
16	1:03.404	+1.048	15:01:15.237
17	1:02.970	+0.614	15:02:18.207
18	1:02.945	+0.589	15:03:21.152
19	1:02.356		15:04:23.508
20	1:02.486	+0.130	15:05:25.994
p21	1:17.992	+15.636	15:06:43.986
22	2:26.152	+1:23.796	15:09:10.138
23	1:03.498	+1.142	15:10:13.636
24	1:03.434	+1.078	15:11:17.070
25	1:03.280	+0.924	15:12:20.350
26	1:03.314	+0.958	15:13:23.664
27	1:03.085	+0.729	15:14:26.749
28	1:02.900	+0.544	15:15:29.649
29	1:02.925	+0.569	15:16:32.574
30	1:03.031	+0.675	15:17:35.605
31	1:03.161	+0.805	15:18:38.766
32	1:03.421	+1.065	15:19:42.187
33	1:02.737	+0.381	15:20:44.924
34	1:05.071	+2.715	15:21:49.995
35	1:03.077	+0.721	15:22:53.072
36	1:02.955	+0.599	15:23:56.027
37	1:02.940	+0.584	15:24:58.967
38	1:03.883	+1.527	15:26:02.850
39	1:03.571	+1.215	15:27:06.421
40	1:02.947	+0.591	15:28:09.368

Lap	Lap Tm	Diff	Time of Day
(26) Pekka Lintumäki / Jesse Lintumäki			
1	1:06.868	+3.662	14:43:42.848
2	1:03.984	+0.778	14:44:46.832
3	1:04.960	+1.754	14:45:51.792
4	1:04.271	+1.065	14:46:56.063
5	1:03.550	+0.344	14:47:59.613
6	1:03.440	+0.234	14:49:03.053
7	1:03.206		14:50:06.259
8	1:03.375	+0.169	14:51:09.634
9	1:03.652	+0.446	14:52:13.286
10	1:03.412	+0.206	14:53:16.698
11	1:07.253	+4.047	14:54:23.951
12	1:23.439	+20.233	14:55:47.390
13	1:41.601	+38.395	14:57:28.991
14	1:20.345	+17.139	14:58:49.336
15	1:23.182	+19.976	15:00:12.518
16	1:04.442	+1.236	15:01:16.960
17	1:05.467	+2.261	15:02:22.427
p18	1:19.714	+16.508	15:03:42.141
19	2:25.199	+1:21.993	15:06:07.340
20	1:03.433	+0.227	15:07:10.773
21	1:03.754	+0.548	15:08:14.527
22	1:03.779	+0.573	15:09:18.306
23	1:03.672	+0.466	15:10:21.978
24	1:03.628	+0.422	15:11:25.606
25	1:03.822	+0.616	15:12:29.428
26	1:03.750	+0.544	15:13:33.178
27	1:03.585	+0.379	15:14:36.763
28	1:03.407	+0.201	15:15:40.170

Organizer: A2 Management; Pole Position

Orbits

Clerk of the Course: Raul Koov; Avo Elme; Jari Saarinen

Secretary of race: Piret Koov

Official Timing: EAL Timing Posted at:

Officialised at:

Printed: 13.07.2011 10:59:57

Summer Race 2011

Xtreme Race Cup

Audru Circuit 2,173 Km

Xtreme Race Cup - 2nd race 45 minutes

10.07.2011 14:40

Race started at 14:42:32

Lap	Lap Tm	Diff	Time of Day
29	1:03.621	+0.415	15:16:43.791
30	1:03.902	+0.696	15:17:47.693
31	1:04.219	+1.013	15:18:51.912
32	1:03.950	+0.744	15:19:55.862
33	1:03.818	+0.612	15:20:59.680
34	1:03.918	+0.712	15:22:03.598
35	1:03.676	+0.470	15:23:07.274
36	1:03.938	+0.732	15:24:11.212
37	1:04.246	+1.040	15:25:15.458
38	1:04.137	+0.931	15:26:19.595
39	1:04.289	+1.083	15:27:23.884
40	1:04.307	+1.101	15:28:28.191

(14) Jarmo Antikainen / Mika Rönnerg

1	1:05.817	+3.030	14:43:40.471
2	1:03.076	+0.289	14:44:43.547
3	1:03.082	+0.295	14:45:46.629
4	1:02.999	+0.212	14:46:49.628
5	1:02.798	+0.011	14:47:52.426
6	1:03.188	+0.401	14:48:55.614
7	1:04.270	+1.483	14:49:59.884
8	1:02.787		14:51:02.671
9	1:03.410	+0.623	14:52:06.081
10	1:02.832	+0.045	14:53:08.913
11	1:07.556	+4.769	14:54:16.469
12	1:27.985	+25.198	14:55:44.454
13	1:40.730	+37.943	14:57:25.184
14	1:21.284	+18.497	14:58:46.468
15	1:24.405	+21.618	15:00:10.873
16	1:05.714	+2.927	15:01:16.587
p17	1:22.839	+20.052	15:02:39.426
18	2:27.932	+1:25.145	15:05:07.358
19	1:05.214	+2.427	15:06:12.572
20	1:04.625	+1.838	15:07:17.197
21	1:04.279	+1.492	15:08:21.476
22	1:04.406	+1.619	15:09:25.882
23	1:04.241	+1.454	15:10:30.123
24	1:04.030	+1.243	15:11:34.153
25	1:04.302	+1.515	15:12:38.455
26	1:04.064	+1.277	15:13:42.519
27	1:04.417	+1.630	15:14:46.936
28	1:04.074	+1.287	15:15:51.010
29	1:04.114	+1.327	15:16:55.124
30	1:04.058	+1.271	15:17:59.182
31	1:03.606	+0.819	15:19:02.788
32	1:03.956	+1.169	15:20:06.744
33	1:05.335	+2.548	15:21:12.079
34	1:04.045	+1.258	15:22:16.124
35	1:04.161	+1.374	15:23:20.285
36	1:04.106	+1.319	15:24:24.391
37	1:04.284	+1.497	15:25:28.675
38	1:04.102	+1.315	15:26:32.777
39	1:04.486	+1.699	15:27:37.263
40	1:04.783	+1.996	15:28:42.046

(25) Santtu Rantanen / Marko Rantanen

1	1:06.176	+2.706	14:43:42.441
2	1:04.204	+0.734	14:44:46.645
3	1:04.824	+1.354	14:45:51.469
4	1:04.966	+1.496	14:46:56.435
5	1:04.306	+0.836	14:48:00.741
6	1:04.047	+0.577	14:49:04.788
7	1:03.804	+0.334	14:50:08.592
8	1:03.736	+0.266	14:51:12.328
9	1:03.963	+0.493	14:52:16.291
10	1:03.984	+0.514	14:53:20.275

Lap	Lap Tm	Diff	Time of Day
11	1:07.737	+4.267	14:54:28.012
12	1:20.892	+17.422	14:55:48.904
13	1:41.166	+37.696	14:57:30.070
14	1:20.526	+17.056	14:58:50.596
15	1:22.939	+19.469	15:00:13.535
16	1:03.932	+0.462	15:01:17.467
17	1:04.579	+1.109	15:02:22.046
18	1:03.470		15:03:25.516
19	1:04.023	+0.553	15:04:29.539
20	1:04.115	+0.645	15:05:33.654
p21	1:19.997	+16.527	15:06:53.651
22	2:25.734	+1:22.264	15:09:19.385
23	1:03.868	+0.398	15:10:23.253
24	1:04.007	+0.537	15:11:27.260
25	1:03.899	+0.429	15:12:31.159
26	1:03.772	+0.302	15:13:34.931
27	1:03.911	+0.441	15:14:38.842
28	1:03.972	+0.502	15:15:42.814
29	1:04.141	+0.671	15:16:46.955
30	1:04.748	+1.278	15:17:51.703
31	1:04.438	+0.968	15:18:56.141
32	1:04.689	+1.219	15:20:00.830
33	1:04.685	+1.215	15:21:05.515
34	1:04.119	+0.649	15:22:09.634
35	1:04.478	+1.008	15:23:14.112
36	1:04.836	+1.366	15:24:18.948
37	1:04.478	+1.008	15:25:23.426
38	1:04.557	+1.087	15:26:27.983
39	1:04.429	+0.959	15:27:32.412
40	1:05.132	+1.662	15:28:37.544

(77) Juha Jokiahio

1	1:06.650	+2.748	14:43:43.323
2	1:05.094	+1.192	14:44:48.417
3	1:04.323	+0.421	14:45:52.740
4	1:04.127	+0.225	14:46:56.867
5	1:04.253	+0.351	14:48:01.120
6	1:04.078	+0.176	14:49:05.198
7	1:04.228	+0.326	14:50:09.426
8	1:04.308	+0.406	14:51:13.734
9	1:04.630	+0.728	14:52:18.364
10	1:04.382	+0.480	14:53:22.746
11	1:10.543	+6.641	14:54:33.289
12	1:17.529	+13.627	14:55:50.818
13	1:40.921	+37.019	14:57:31.739
14	1:20.659	+16.757	14:58:52.398
15	1:21.822	+17.920	15:00:14.220
16	1:03.902		15:01:18.122
17	1:04.613	+0.711	15:02:22.735
18	1:04.309	+0.407	15:03:27.044
p19	1:22.094	+18.192	15:04:49.138
20	2:25.554	+1:21.652	15:07:14.692
21	1:04.334	+0.432	15:08:19.026
22	1:04.524	+0.622	15:09:23.550
23	1:04.553	+0.651	15:10:28.103
24	1:04.379	+0.477	15:11:32.482
25	1:04.410	+0.508	15:12:36.892
26	1:12.891	+8.989	15:13:49.783
27	1:06.976	+3.074	15:14:56.759
28	1:06.569	+2.667	15:16:03.328
29	1:05.503	+1.601	15:17:08.831
30	1:05.915	+2.013	15:18:14.746
31	1:05.639	+1.737	15:19:20.385
32	1:05.540	+1.638	15:20:25.925
33	1:05.647	+1.745	15:21:31.572
34	1:05.169	+1.267	15:22:36.741

Lap	Lap Tm	Diff	Time of Day
35	1:06.464	+2.562	15:23:43.205
36	1:04.788	+0.886	15:24:47.993
37	1:05.132	+1.230	15:25:53.125
38	1:06.759	+2.857	15:26:59.884
39	1:06.104	+2.202	15:28:05.988

(5) Kai Eklund / Frasse Alm

1	1:06.744	+3.434	14:43:43.662
2	1:04.249	+0.939	14:44:47.911
p3	1:20.068	+16.758	14:46:07.979
4	1:27.979	+24.669	14:47:35.958
5	1:03.556	+0.246	14:48:39.514
6	1:03.699	+0.389	14:49:43.213
7	1:03.596	+0.286	14:50:46.809
8	1:03.818	+0.508	14:51:50.627
9	1:03.797	+0.487	14:52:54.424
10	1:04.200	+0.890	14:53:58.624
11	1:05.781	+2.471	14:55:04.405
12	1:06.680	+3.370	14:56:11.085
13	1:24.259	+20.949	14:57:35.344
14	1:20.768	+17.458	14:58:56.112
15	1:21.817	+18.507	15:00:17.929
16	1:03.663	+0.353	15:01:21.592
17	1:03.755	+0.445	15:02:25.347
18	1:03.910	+0.600	15:03:29.257
19	1:03.310		15:04:32.567
20	1:03.683	+0.373	15:05:36.250
21	1:03.353	+0.043	15:06:39.603
22	1:04.069	+0.759	15:07:43.672
p23	1:19.282	+15.972	15:09:02.954
24	2:27.126	+1:23.816	15:11:30.080
25	1:04.248	+0.938	15:12:34.328
26	1:04.587	+1.277	15:13:38.915
27	1:04.649	+1.339	15:14:43.564
28	1:04.637	+1.327	15:15:48.201
29	1:04.445	+1.135	15:16:52.646
30	1:04.532	+1.222	15:17:57.178
31	1:04.516	+1.206	15:19:01.694
32	1:04.614	+1.304	15:20:06.308
33	1:05.953	+2.643	15:21:12.261
34	1:04.442	+1.132	15:22:16.703
35	1:04.032	+0.722	15:23:20.735
36	1:04.647	+1.337	15:24:25.382
37	1:04.110	+0.800	15:25:29.492
38	1:04.379	+1.069	15:26:33.871
39	1:04.086	+0.776	15:27:37.957
40	1:04.046	+0.736	15:28:42.003

(7) Tapio Peltola / Krista Juti

1	1:08.684	+5.088	14:43:46.733
2	1:05.787	+2.191	14:44:52.520
3	1:04.850	+1.254	14:45:57.370
4	1:13.694	+10.098	14:47:11.065
5	1:07.510	+3.914	14:48:18.575
6	1:06.732	+3.136	14:49:25.307
7	1:05.527	+1.931	14:50:30.834
8	1:05.528	+1.932	14:51:36.362
9	1:05.326	+1.730	14:52:41.688
10	1:06.055	+2.459	14:53:47.743
11	1:13.542	+9.946	14:55:01.285
12	1:08.931	+5.335	14:56:10.216
13	1:24.593	+20.997	14:57:34.809
14	1:20.723	+17.127	14:58:55.532
15	1:23.611	+20.015	15:00:19.143
16	1:06.515	+2.919	15:01:25.658
17	1:07.680	+4.084	15:02:33.338

Organizer: A2 Management; Pole Position

Orbits

Clerk of the Course: Raul Koov; Avo Elme; Jari Saarinen

Secretary of race: Piret Koov

Official Timing: EAL Timing Posted at:

Officialised at:

EAL TIMING

MYLAPS SPORTS TIMING

Summer Race 2011

Xtreme Race Cup

Audru Circuit 2,173 Km

Xtreme Race Cup - 2nd race 45 minutes

10.07.2011 14:40

Race started at 14:42:32

Lap	Lap Tm	Diff	Time of Day
p18	1:25.572	+21.976	15:03:58.910
19	2:25.791	+1:22.195	15:06:24.701
20	1:04.755	+1.159	15:07:29.456
21	1:04.486	+0.890	15:08:33.942
22	1:04.656	+1.060	15:09:38.598
23	1:04.987	+1.391	15:10:43.585
24	1:04.665	+1.069	15:11:48.250
25	1:04.773	+1.177	15:12:53.023
26	1:04.704	+1.108	15:13:57.727
27	1:04.383	+0.787	15:15:02.110
28	1:04.692	+1.096	15:16:06.802
29	1:06.215	+2.619	15:17:13.017
30	1:05.730	+2.134	15:18:18.747
31	1:06.175	+2.579	15:19:24.922
32	1:04.712	+1.116	15:20:29.634
33	1:06.902	+3.306	15:21:36.536
34	1:07.169	+3.573	15:22:43.705
35	1:07.521	+3.925	15:23:51.226
36	1:04.656	+1.060	15:24:55.882
37	1:05.739	+2.143	15:26:01.621
38	1:05.523	+1.927	15:27:07.144
39	1:03.596		15:28:10.740

(63) Antti Vekara / Pete Leinonen

1	1:08.315	+4.390	14:43:45.666
2	1:05.349	+1.424	14:44:51.015
3	1:05.083	+1.158	14:45:56.098
4	1:04.965	+1.040	14:47:01.063
5	1:05.224	+1.299	14:48:06.287
6	1:05.248	+1.323	14:49:11.535
7	1:05.402	+1.477	14:50:16.937
8	1:04.740	+0.815	14:51:21.677
9	1:04.885	+0.960	14:52:26.562
10	1:05.818	+1.893	14:53:32.380
11	1:08.041	+4.116	14:54:40.421
12	1:13.116	+9.191	14:55:53.537
13	1:39.958	+36.033	14:57:33.495
14	1:20.365	+16.440	14:58:53.860
15	1:22.909	+18.984	15:00:16.769
p16	1:24.378	+20.453	15:01:41.147
17	2:43.358	+1:39.433	15:04:24.505
18	1:04.109	+0.184	15:05:28.614
19	1:04.056	+0.131	15:06:32.670
20	1:04.408	+0.483	15:07:37.078
21	1:04.214	+0.289	15:08:41.292
22	1:04.109	+0.184	15:09:45.401
23	1:04.611	+0.686	15:10:50.012
24	1:04.411	+0.486	15:11:54.423
25	1:04.161	+0.236	15:12:58.584
26	1:04.429	+0.504	15:14:03.013
27	1:04.000	+0.075	15:15:07.013
28	1:03.925		15:16:10.938
29	1:04.160	+0.235	15:17:15.098
30	1:04.302	+0.377	15:18:19.400
31	1:06.012	+2.087	15:19:25.412
32	1:04.833	+0.908	15:20:30.245
33	1:06.800	+2.875	15:21:37.045
34	1:06.667	+2.742	15:22:43.712
35	1:07.074	+3.149	15:23:50.786
36	1:04.816	+0.891	15:24:55.602
37	1:06.254	+2.329	15:26:01.856
38	1:05.709	+1.784	15:27:07.565
39	1:04.366	+0.441	15:28:11.931

(20) Rauno Pekkola / Janne Kettumäki

1	1:08.862	+4.899	14:43:45.401
---	----------	--------	--------------

Lap	Lap Tm	Diff	Time of Day
2	1:04.460	+0.497	14:44:49.861
3	1:04.350	+0.387	14:45:54.211
4	1:04.056	+0.093	14:46:58.267
5	1:04.176	+0.213	14:48:02.443
6	1:04.191	+0.228	14:49:06.634
7	1:04.419	+0.456	14:50:11.053
8	1:04.160	+0.197	14:51:15.213
9	1:04.047	+0.084	14:52:19.260
10	1:04.325	+0.362	14:53:23.585
11	1:10.708	+6.745	14:54:34.293
12	1:17.646	+13.683	14:55:51.939
13	1:40.684	+36.721	14:57:32.623
14	1:20.494	+16.531	14:58:53.117
15	1:21.697	+17.734	15:00:14.814
16	1:03.963		15:01:18.777
17	1:06.001	+2.038	15:02:24.778
18	1:05.278	+1.315	15:03:30.056
p19	1:21.096	+17.133	15:04:51.152
20	2:29.059	+1:25.096	15:07:20.211
21	1:05.621	+1.658	15:08:25.832
22	1:06.054	+2.091	15:09:31.886
23	1:05.768	+1.805	15:10:37.654
24	1:06.125	+2.162	15:11:43.779
25	1:06.023	+2.060	15:12:49.802
26	1:05.322	+1.359	15:13:55.124
27	1:05.923	+1.960	15:15:01.047
28	1:05.353	+1.390	15:16:06.400
29	1:06.226	+2.263	15:17:12.626
30	1:05.959	+1.996	15:18:18.585
31	1:05.911	+1.948	15:19:24.496
32	1:04.968	+1.005	15:20:29.464
33	1:06.636	+2.673	15:21:36.100
34	1:06.791	+2.828	15:22:42.891
35	1:05.333	+1.370	15:23:48.224
36	1:07.296	+3.333	15:24:55.520
37	1:07.973	+4.010	15:26:03.493
38	1:05.206	+1.243	15:27:08.699
39	1:04.946	+0.983	15:28:13.645

(27) Hannu Työppönen / Juha Huhtala

1	1:05.861	+3.138	14:43:41.174
2	1:02.960	+0.237	14:44:44.134
3	1:03.592	+0.869	14:45:47.726
4	1:02.922	+0.199	14:46:50.648
5	1:02.756	+0.033	14:47:53.404
6	1:03.409	+0.686	14:48:56.813
7	1:04.013	+1.290	14:50:00.826
8	1:02.723		14:51:03.549
9	1:04.486	+1.763	14:52:08.035

(8) Jesse Mikael Oja

1	1:05.624	+2.986	14:43:41.651
2	1:02.810	+0.172	14:44:44.461
3	1:03.810	+1.172	14:45:48.271
4	1:02.638		14:46:50.909
5	1:03.202	+0.564	14:47:54.111
6	1:03.079	+0.441	14:48:57.190
7	1:04.193	+1.555	14:50:01.383
8	1:03.081	+0.443	14:51:04.464
9	1:03.940	+1.302	14:52:08.404

(96) Timo Grönthal / Kari Grönthal

1	1:05.424	+3.013	14:43:38.637
2	1:02.974	+0.563	14:44:41.611
3	1:02.630	+0.219	14:45:44.241
4	1:02.753	+0.342	14:46:46.994

Organizer: A2 Management; Pole Position

Orbits

Clerk of the Course: Raul Koov; Avo Elme; Jari Saarinen

Secretary of race: Piret Koov

Official Timing: EAL Timing Posted at:

Officialised at:

Printed: 13.07.2011 10:59:57

Summer Race 2011

Lapchart

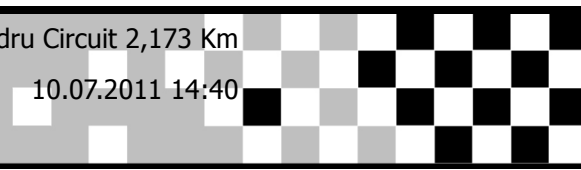
Xtreme Race Cup

Audru Circuit 2,173 Km

Xtreme Race Cup - 2nd race 45 minutes

10.07.2011 14:40

Race started at 14:42:32



Competitors	Laps	Laps																								
		0	1	2	3	4	5	6	7	8	9	10	11	12	13	14	15	16	17	18	19	20	21	22	23	24
Juha Hannonen (22)	1	22	22	22	22	22	22	22	22	22	22	22	22	22	22	22	22	96	96	96	96	96	5	5	5	22
Timo Grönthal / Kari Grönthal (96)	2	96	96	96	96	96	96	96	96	96	96	96	96	96	96	96	96	69	1	3	3	3	96	22	22	69
Jari Nuoramol / Sami Gröntha (69)	3	69	1	1	1	1	1	1	1	1	1	1	1	1	1	1	1	3	25	25	25	3	69	69	1	
Heikki Liiri (1)	4	1	69	69	69	69	69	69	69	14	14	14	14	14	14	14	3	25	77	5	5	25	1	1	3	
Olli Jalonen / Olavi Suono (3)	5	3	3	3	3	3	14	14	14	69	69	69	69	69	69	69	14	26	5	77	22	22	3	3	26	
Jarmo Antikainen / Mika Rönberg (1)	6	14	14	14	14	14	3	3	3	3	3	3	3	3	3	3	26	77	20	20	69	69	26	26	25	
Hannu Työppönen / Juha Huhtala (27)	7	27	27	27	27	27	27	27	27	27	26	26	26	26	26	26	25	20	1	22	1	1	25	25	5	
Pekka Lintumäki / Jesse Lintumäki (2)	8	26	8	8	8	8	8	8	8	8	25	25	25	25	25	25	77	5	26	69	26	26	77	77	77	
Jesse Mikael Oja (8)	9	8	25	25	25	26	26	26	26	26	26	77	77	77	77	77	77	20	69	7	1	77	77	14	14	14
Santtu Rantanen / Marko Rantanen (2)	10	25	26	26	26	25	25	25	25	25	20	20	20	20	20	20	5	7	22	26	14	14	96	20	20	
Rauno Pekkola / Janne Kettumäki (20)	11	20	77	5	77	77	77	77	77	77	77	63	63	63	63	63	63	7	14	69	14	20	20	7	7	
Juha Jokiahho (77)	12	77	5	77	20	20	20	20	20	20	7	7	7	7	7	5	22	22	14	7	7	7	7	63	63	
Kai Eklund / Frasse Alm (5)	13	5	20	20	63	63	63	63	63	63	63	5	5	5	5	5	7	63	63	63	63	63	63	63	63	
Antti Vekara / Pete Leinonen (63)	14	63	63	63	7	7	7	7	7	7	7	7	7	7	7	7	7	7	7	7	7	7	7	7	7	
Tapio Peltola / Krista Juti (7)	15	7	7	7	5	5	5	5	5	5	5	5	5	5	5	5	5	5	5	5	5	5	5	5	5	

Summer Race 2011

Lapchart

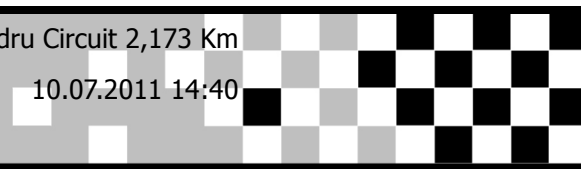
Xtreme Race Cup

Audru Circuit 2,173 Km

Xtreme Race Cup - 2nd race 45 minutes

10.07.2011 14:40

Race started at 14:42:32



Competitors

Laps

	25	26	27	28	29	30	31	32	33	34	35	36	37	38	39	40
Juha Hannonen (22)	1	22	22	22	22	22	22	22	22	22	22	22	22	22	22	22
Timo Grönthal / Kari Grönthal (96)	2	69	69	69	69	69	69	69	69	69	69	69	69	69	69	69
Jari Nuoramol / Sami Gröntha (69)	3	1	1	1	1	1	1	1	1	1	1	1	1	1	1	1
Heikki Liiri (1)	4	3	3	3	3	3	3	3	3	3	3	3	3	3	3	3
Olli Jalonen / Olavi Suono (3)	5	26	26	26	26	26	26	26	26	26	26	26	26	26	26	26
Jarmo Antikainen / Mika Rönberg (1)	6	25	25	25	25	25	25	25	25	25	25	25	25	25	25	25
Hannu Työppönen / Juha Huhtala (27)	7	5	5	5	5	5	5	5	14	14	14	14	14	14	14	5
Pekka Lintumäki / Jesse Lintumäki (2)	8	77	14	14	14	14	14	14	5	5	5	5	5	5	5	14
Jesse Mikael Oja (8)	9	14	77	77	77	77	77	77	77	77	77	77	77	77	77	77
Santtu Rantanen / Marko Rantanen (2)	10	20	20	20	20	20	20	20	20	20	20	20	7	7	7	7
Rauno Pekkola / Janne Kettumäki (20)	11	7	7	7	7	7	7	7	7	7	7	63	63	63	63	63
Juha Jokiaho (77)	12	63	63	63	63	63	63	63	63	63	7	7	20	20	20	20
Kai Eklund / Frasse Alm (5)	13															
Antti Vekara / Pete Leinonen (63)	14															
Tapio Peltola / Krista Juti (7)	15															