

Supermoto Eesti MV III etapp

Sorted on Best Lap time

Scooters

Aravete kardirada 1,100 Km

Scooters - Free practice - 10 minutes

20.07.2013 10:00

Practice started at 10:00:44

Pos	No.	Name	Nat	Make	Best Tm	Diff	Gap	Laps	In Lap	Best Speed
1	5	Sander SUIGUSSAAR	EST	Yamaha	55.936			11	9	70,795
2	1	Viktors FREIMANIS	LAT	Yamaha	56.176	0.240	0.240	14	13	70,493
3	11	Karl LÕBUS	EST	Yamaha	59.093	3.157	2.917	14	13	67,013
4	81	Ants PARIK	EST	Piaggio	1:00.791	4.855	1.698	12	10	65,141
5	70	Aivis VILCINS	LAT	Yamaha	1:01.219	5.283	0.428	10	7	64,686
6	9	Johannes TIITUS	EST	Piaggio	1:05.147	9.211	3.928	7	6	60,786
7	12	Jaan KAUNISSAAR	EST	Apollo	1:07.882	11.946	2.735	12	10	58,337
8	13	Mehis ELMI	EST	Apollo	1:09.272	13.336	1.390	12	11	57,166
9	16	Andre KIRSANOV	EST	Apollo	1:12.098	16.162	2.826	5	1	54,925
10	14	Ariel PALMISTE	EST	Apollo	1:13.754	17.818	1.656	11	2	53,692
11	21	Risto PÄRNPUU	EST	Apollo	1:15.663	19.727	1.909	7	1	52,337

Supermoto Eesti MV III etapp
Sorted on Best Lap time

 Scooters Aravete kardirada 1,100 Km

 Scooters - Free practice - 10 minutes 20.07.2013 10:00

Practice started at 10:00:44

Pos	No.	Name	Nat	Make	Best Tm	Diff	Gap	Laps	In Lap	Best Speed
-----	-----	------	-----	------	---------	------	-----	------	--------	------------

Racing

1	5	Sander SUIGUSSAAR	EST	Yamaha	55.936			11	9	70,795
2	1	Viktors FREIMANIS	LAT	Yamaha	56.176	0.240	0.240	14	13	70,493
3	9	Johannes TIITUS	EST	Piaggio	1:05.147	9.211	8.971	7	6	60,786

Scooters 4 takti

1	12	Jaan KAUNISSAAR	EST	Apollo	1:07.882			12	10	58,337
2	13	Mehis ELMI	EST	Apollo	1:09.272	1.390	1.390	12	11	57,166
3	16	Andre KIRSANOV	EST	Apollo	1:12.098	4.216	2.826	5	1	54,925
4	14	Ariel PALMISTE	EST	Apollo	1:13.754	5.872	1.656	11	2	53,692
5	21	Risto PÄRNPUU	EST	Apollo	1:15.663	7.781	1.909	7	1	52,337

Scooters Sport 70

1	11	Karl LÖBUS	EST	Yamaha	59.093			14	13	67,013
2	81	Ants PARIK	EST	Piaggio	1:00.791	1.698	1.698	12	10	65,141
3	70	Aivis VILCINS	LAT	Yamaha	1:01.219	2.126	0.428	10	7	64,686

Supermoto Eesti MV III etapp

Scoters

Aravete kardirada 1,100 Km

Scoters - Free practice - 10 minutes

20.07.2013 10:00

Practice started at 10:00:44

Lap	Lap Tm	Diff	Gap	Time of Day
(5) Sander SUIGUSSAAR				
1	58.822	+2.886		10:03:01.624
2	58.448	+2.512	-0.374	10:04:00.072
3	56.387	+0.451	-2.061	10:04:56.459
4	56.918	+0.982	+0.531	10:05:53.377
5	56.391	+0.455	-0.527	10:06:49.768
6	57.215	+1.279	+0.824	10:07:46.983
7	57.063	+1.127	-0.152	10:08:44.046
8	56.417	+0.481	-0.646	10:09:40.463
9	55.936		-0.481	10:10:36.399
10	57.164	+1.228	+1.228	10:11:33.563
11	56.895	+0.959	-0.269	10:12:30.458
Best Tm: 55.936				

Lap	Lap Tm	Diff	Gap	Time of Day
(1) Viktors FREIMANIS				
1	1:01.581	+5.405		10:03:20.418
2	1:00.467	+4.291	-1.114	10:04:20.885
3	59.715	+3.539	-0.752	10:05:20.600
4	1:02.808	+6.632	+3.093	10:06:23.408
5	59.469	+3.293	-3.339	10:07:22.877
6	1:07.368	+11.192	+7.899	10:08:30.245
7	1:10.012	+13.836	+2.644	10:09:40.257
8	57.834	+1.658	-12.178	10:10:38.091
9	57.258	+1.082	-0.576	10:11:35.349
10	56.639	+0.463	-0.619	10:12:31.988
11	57.699	+1.523	+1.060	10:13:29.687
12	56.813	+0.637	-0.886	10:14:26.500
13	56.176		-0.637	10:15:22.676
14	59.553	+3.377	+3.377	10:16:22.229
Best Tm: 56.176				

Lap	Lap Tm	Diff	Gap	Time of Day
(11) Karl LÖBUS				
1	1:03.077	+3.984		10:03:10.241
2	1:02.903	+3.810	-0.174	10:04:13.144
3	1:06.965	+7.872	+4.062	10:05:20.109
4	1:26.411	+27.318	+19.446	10:06:46.520
5	1:02.678	+3.585	-23.733	10:07:49.198
6	1:01.601	+2.508	-1.077	10:08:50.799
7	1:02.397	+3.304	+0.796	10:09:53.196
8	1:01.856	+2.763	-0.541	10:10:55.052
9	1:00.785	+1.692	-1.071	10:11:55.837
10	1:03.309	+4.216	+2.524	10:12:59.146
11	1:00.498	+1.405	-2.811	10:13:59.644
12	59.587	+0.494	-0.911	10:14:59.231
13	59.093		-0.494	10:15:58.324
14	59.401	+0.308	+0.308	10:16:57.725
Best Tm: 59.093				

Lap	Lap Tm	Diff	Gap	Time of Day
(81) Ants PARIK				
1	1:06.252	+5.461		10:02:44.657
2	1:04.444	+3.653	-1.808	10:03:49.101
3	1:02.565	+1.774	-1.879	10:04:51.666
4	1:01.720	+0.929	-0.845	10:05:53.386
5	1:01.852	+1.061	+0.132	10:06:55.238
6	1:01.991	+1.200	+0.139	10:07:57.229
7	1:01.786	+0.995	-0.205	10:08:59.015
8	1:02.743	+1.952	+0.957	10:10:01.758
9	1:01.036	+0.245	-1.707	10:11:02.794
10	1:00.791		-0.245	10:12:03.585
11	1:01.735	+0.944	+0.944	10:13:05.320
12	1:02.641	+1.850	+0.906	10:14:07.961
Best Tm: 1:00.791				

Lap	Lap Tm	Diff	Gap	Time of Day
(70) Aivis VILCINS				
1	1:07.620	+6.401		10:03:10.002
2	1:04.021	+2.802	-3.599	10:04:14.023
3	1:05.532	+4.313	+1.511	10:05:19.555
4	1:06.412	+5.193	+0.880	10:06:25.967

Lap	Lap Tm	Diff	Gap	Time of Day
(9) Johannes TIITUS				
5	1:03.491	+2.272	-2.921	10:07:29.458
6	1:02.775	+1.556	-0.716	10:08:32.233
7	1:01.219		-1.556	10:09:33.452
8	1:02.799	+1.580	+1.580	10:10:36.251
9	1:01.931	+0.712	-0.868	10:11:38.182
10	1:03.250	+2.031	+1.319	10:12:41.432
Best Tm: 1:01.219				
(12) Jaan KAUNISSAAR				
1	1:08.327	+3.180		10:03:14.019
2	1:08.753	+3.606	+0.426	10:04:22.772
3	1:07.659	+2.512	-1.094	10:05:30.431
4	1:05.656	+0.509	-2.003	10:06:36.087
5	1:05.922	+0.775	+0.266	10:07:42.009
6	1:05.147		-0.775	10:08:47.156
7	2:54.093	+1:48.946	1:48.946	10:11:41.249
Best Tm: 1:05.147				

Lap	Lap Tm	Diff	Gap	Time of Day
(13) Mehis ELMI				
1	1:11.683	+2.411		10:03:32.403
2	1:11.682	+2.410	-0.001	10:04:44.085
3	1:11.922	+2.650	+0.240	10:05:56.007
4	1:10.875	+1.603	-1.047	10:07:06.882
5	1:10.650	+1.378	-0.225	10:08:17.532
6	1:10.879	+1.607	+0.229	10:09:28.411
7	1:12.049	+2.777	+1.170	10:10:40.460
8	1:10.326	+1.054	-1.723	10:11:50.786
9	1:11.133	+1.861	+0.807	10:13:01.919
10	1:10.144	+0.872	-0.989	10:14:12.063
11	1:09.272		-0.872	10:15:21.335
12	1:09.818	+0.546	+0.546	10:16:31.153
Best Tm: 1:09.272				

Lap	Lap Tm	Diff	Gap	Time of Day
(16) Andre KIRSANOV				
1	1:12.098			10:11:55.060
2	1:12.937	+0.839	+0.839	10:13:07.997
3	1:13.513	+1.415	+0.576	10:14:21.510
4	1:13.789	+1.691	+0.276	10:15:35.299
5	1:13.325	+1.227	-0.464	10:16:48.624
Best Tm: 1:12.098				

Lap	Lap Tm	Diff	Gap	Time of Day
(14) Ariel PALMISTE				
1	1:14.076	+0.322		10:02:55.214
2	1:13.754		-0.322	10:04:08.968
3	1:14.644	+0.890	+0.890	10:05:23.612
4	1:15.083	+1.329	+0.439	10:06:38.695
5	1:14.797	+1.043	-0.286	10:07:53.492
6	1:20.882	+7.128	+6.085	10:09:14.374
7	1:16.032	+2.278	-4.850	10:10:30.406
8	1:16.301	+2.547	+0.269	10:11:46.707
9	1:15.097	+1.343	-1.204	10:13:01.804
10	1:16.719	+2.965	+1.622	10:14:18.523
11	1:15.902	+2.148	-0.817	10:15:34.425

Lap	Lap Tm	Diff	Gap	Time of Day
(21) Risto PÄRNPUU				
1	1:15.663			10:08:48.027
2	1:19.458	+3.795	+3.795	10:10:07.485
3	1:19.768	+4.105	+0.310	10:11:27.253
4	1:18.461	+2.798	-1.307	10:12:45.714
5	1:17.134	+1.471	-1.327	10:14:02.848
6	1:17.687	+2.024	+0.553	10:15:20.535
7	1:16.322	+0.659	-1.365	10:16:36.857
Best Tm: 1:15.663				

Supermoto Eesti MV III etapp

Sorted on Best Lap time

Scooters Aravete kardirada 1,100 Km

Scooters - Time practice - 10 minutes 20.07.2013 11:30

Qualifying started at 11:30:37

Pos	No.	Name	Nat	Make	Best Tm	Diff	Gap	Laps	In Lap	Best Speed
1	5	Sander SUIGUSSAAR	EST	Yamaha	55.594			11	8	71,231
2	1	Viktors FREIMANIS	LAT	Yamaha	55.728	0.134	0.134	7	6	71,059
3	11	Karl LÕBUS	EST	Yamaha	59.358	3.764	3.630	13	10	66,714
4	70	Aivis VILCINS	LAT	Yamaha	1:00.099	4.505	0.741	14	12	65,891
5	81	Ants PARIK	EST	Piaggio	1:01.513	5.919	1.414	12	7	64,377
6	9	Johannes TIITUS	EST	Piaggio	1:02.791	7.197	1.278	13	13	63,066
7	12	Jaan KAUNISSAAR	EST	Apollo	1:07.685	12.091	4.894	12	11	58,506
8	13	Mehis ELMI	EST	Apollo	1:09.212	13.618	1.527	12	9	57,216
9	16	Andre KIRSANOV	EST	Apollo	1:10.185	14.591	0.973	11	5	56,422
10	21	Risto PÄRNPUU	EST	Apollo	1:12.653	17.059	2.468	11	5	54,506
11	14	Ariel PALMISTE	EST	Apollo	1:13.217	17.623	0.564	7	6	54,086

Supermoto Eesti MV III etapp
Sorted on Best Lap time

Scooters Aravete kardirada 1,100 Km

Scooters - Time practice - 10 minutes 20.07.2013 11:30

Qualifying started at 11:30:37

Pos	No.	Name	Nat	Make	Best Tm	Diff	Gap	Laps	In Lap	Best Speed
-----	-----	------	-----	------	---------	------	-----	------	--------	------------

Racing

1	5	Sander SUIGUSSAAR	EST	Yamaha	55.594			11	8	71,231
2	1	Viktors FREIMANIS	LAT	Yamaha	55.728	0.134	0.134	7	6	71,059
3	9	Johannes TIITUS	EST	Piaggio	1:02.791	7.197	7.063	13	13	63,066

Scooters 4 takti

1	12	Jaan KAUNISSAAR	EST	Apollo	1:07.685			12	11	58,506
2	13	Mehis ELMI	EST	Apollo	1:09.212	1.527	1.527	12	9	57,216
3	16	Andre KIRSANOV	EST	Apollo	1:10.185	2.500	0.973	11	5	56,422
4	21	Risto PÄRNPUU	EST	Apollo	1:12.653	4.968	2.468	11	5	54,506
5	14	Ariel PALMISTE	EST	Apollo	1:13.217	5.532	0.564	7	6	54,086

Scooters Sport 70

1	11	Karl LÕBUS	EST	Yamaha	59.358			13	10	66,714
2	70	Aivis VILCINS	LAT	Yamaha	1:00.099	0.741	0.741	14	12	65,891
3	81	Ants PARIK	EST	Piaggio	1:01.513	2.155	1.414	12	7	64,377

Supermoto Eesti MV III etapp

Scooters

Aravete kardirada 1,100 Km

Scooters - Time practice - 10 minutes

20.07.2013 11:30

Qualifying started at 11:30:37

Lap	Lap Tm	Diff	Gap	Time of Day
(5) Sander SUIGUSSAAR				
1	56.261	+0.667		11:32:24.622
2	56.322	+0.728	+0.061	11:33:20.944
3	55.930	+0.336	-0.392	11:34:16.874
4	57.954	+2.360	+2.024	11:35:14.828
5	56.445	+0.851	-1.509	11:36:11.273
6	56.179	+0.585	-0.266	11:37:07.452
7	56.421	+0.827	+0.242	11:38:03.873
8	55.594	-0.827	-1.109	11:38:59.467
9	57.626	+2.032	+2.032	11:39:57.093
10	55.928	+0.334	-1.698	11:40:53.021
11	57.402	+1.808	+1.474	11:41:50.423
Best Tm: 55.594				

Lap	Lap Tm	Diff	Gap	Time of Day
(1) Viktors FREIMANIS				
1	57.548	+1.820		11:32:36.757
2	57.069	+1.341	-0.479	11:33:33.826
3	56.210	+0.482	-0.859	11:34:30.036
4	55.923	+0.195	-0.287	11:35:25.959
5	56.895	+1.167	+0.972	11:36:22.854
6	55.728	-1.167	-1.167	11:37:18.582
7	56.207	+0.479	+0.479	11:38:14.789
Best Tm: 55.728				

Lap	Lap Tm	Diff	Gap	Time of Day
(11) Karl LÖBUS				
1	1:02.179	+2.821		11:33:13.334
2	1:00.324	+0.966	-1.855	11:34:13.658
3	1:00.040	+0.682	-0.284	11:35:13.698
4	1:01.830	+2.472	+1.790	11:36:15.528
5	1:21.117	+21.759	+19.287	11:37:36.645
6	1:00.061	+0.703	-21.056	11:38:36.706
7	1:14.057	+14.699	+13.996	11:39:50.763
8	59.711	+0.353	-14.346	11:40:50.474
9	1:01.350	+1.992	+1.639	11:41:51.824
10	59.358	-1.992	-1.992	11:42:51.182
11	1:01.003	+1.645	+1.645	11:43:52.185
12	1:00.252	+0.894	-0.751	11:44:52.437
13	59.445	+0.087	-0.807	11:45:51.882
Best Tm: 59.358				

Lap	Lap Tm	Diff	Gap	Time of Day
(70) Aivis VILCINS				
1	1:02.947	+2.848		11:32:57.255
2	1:03.445	+3.346	+0.498	11:34:00.700
3	1:01.763	+1.664	-1.682	11:35:02.463
4	1:01.258	+1.159	-0.505	11:36:03.721
5	1:01.484	+1.385	+0.226	11:37:05.205
6	1:01.702	+1.603	+0.218	11:38:06.907
7	1:00.853	+0.754	-0.849	11:39:07.760
8	1:01.311	+1.212	+0.458	11:40:09.071
9	1:00.502	+0.403	-0.809	11:41:09.573
10	1:01.026	+0.927	+0.524	11:42:10.599
11	1:00.684	+0.585	-0.342	11:43:11.283
12	1:00.099	-0.585	-1.168	11:44:11.382
13	1:00.214	+0.115	+0.115	11:45:11.596
14	1:00.382	+0.283	+0.168	11:46:11.978
Best Tm: 1:00.099				

Lap	Lap Tm	Diff	Gap	Time of Day
(81) Ants PARIK				
1	1:03.182	+1.669		11:33:05.335
2	1:02.661	+1.148	-0.521	11:34:07.996
3	1:02.904	+1.391	+0.243	11:35:10.900
4	1:03.141	+1.628	+0.237	11:36:14.041
5	1:02.938	+1.425	-0.203	11:37:16.979
6	1:01.848	+0.335	-1.090	11:38:18.827
7	1:01.513	-0.335	-0.335	11:39:20.340
8	1:02.388	+0.875	+0.875	11:40:22.728
9	1:02.306	+0.793	-0.082	11:41:25.034
10	1:02.430	+0.917	+0.124	11:42:27.464

Lap	Lap Tm	Diff	Gap	Time of Day
11	1:03.391	+1.878	+0.961	11:43:30.855
12	1:02.820	+1.307	-0.571	11:44:33.675
Best Tm: 1:01.513				

Lap	Lap Tm	Diff	Gap	Time of Day
(9) Johannes TIITUS				
1	1:04.660	+1.869		11:33:11.472
2	1:04.244	+1.453	-0.416	11:34:15.716
3	1:04.274	+1.483	+0.030	11:35:19.990
4	1:04.423	+1.632	+0.149	11:36:24.413
5	1:03.606	+0.815	-0.817	11:37:28.019
6	1:04.106	+1.315	+0.500	11:38:32.125
7	1:04.141	+1.350	+0.035	11:39:36.266
8	1:04.637	+1.846	+0.496	11:40:40.903
9	1:03.398	+0.607	-1.239	11:41:44.301
10	1:03.907	+1.116	+0.509	11:42:48.208
11	1:04.194	+1.403	+0.287	11:43:52.402
12	1:02.997	+0.206	-1.197	11:44:55.399
13	1:02.791	-0.206	-0.206	11:45:58.190
Best Tm: 1:02.791				

Lap	Lap Tm	Diff	Gap	Time of Day
(12) Jaan KAUNISSAAR				
1	1:10.738	+3.053		11:33:40.252
2	1:08.893	+1.208	-1.845	11:34:49.145
3	1:08.974	+1.289	+0.081	11:35:58.119
4	1:07.710	+0.025	-1.264	11:37:05.829
5	1:08.399	+0.714	+0.689	11:38:14.228
6	1:08.628	+0.943	+0.229	11:39:22.856
7	1:08.441	+0.756	-0.187	11:40:31.297
8	1:08.868	+1.183	+0.427	11:41:40.165
9	1:08.598	+0.913	-0.270	11:42:48.763
10	1:08.212	+0.527	-0.386	11:43:56.975
11	1:07.685	-0.527	-0.527	11:45:04.660
12	1:08.879	+1.194	+1.194	11:46:13.539
Best Tm: 1:07.685				

Lap	Lap Tm	Diff	Gap	Time of Day
(13) Mehis ELMI				
1	1:12.374	+3.162		11:33:36.390
2	1:10.913	+1.701	-1.461	11:34:47.303
3	1:11.056	+1.844	+0.143	11:35:58.359
4	1:10.729	+1.517	-0.327	11:37:09.088
5	1:11.638	+2.426	+0.909	11:38:20.726
6	1:09.893	+0.681	-1.745	11:39:30.619
7	1:13.455	+4.243	+3.562	11:40:44.074
8	1:10.352	+1.140	-3.103	11:41:54.426
9	1:09.212	-1.140	-1.140	11:43:03.638
10	1:09.737	+0.525	+0.525	11:44:13.375
11	1:09.960	+0.748	+0.223	11:45:23.335
12	1:10.262	+1.050	+0.302	11:46:33.597
Best Tm: 1:09.212				

Lap	Lap Tm	Diff	Gap	Time of Day
(16) Andre KIRSANOV				
1	1:14.187	+4.002		11:34:05.666
2	1:12.789	+2.604	-1.398	11:35:18.455
3	1:13.678	+3.493	+0.889	11:36:32.133
4	1:11.572	+1.387	-2.106	11:37:43.705
5	1:10.185	-1.387	-1.387	11:38:53.890
6	1:11.093	+0.908	+0.908	11:40:04.983
7	1:10.735	+0.550	-0.358	11:41:15.718
8	1:11.525	+1.340	+0.790	11:42:27.243
9	1:13.263	+3.078	+1.738	11:43:40.506
10	1:10.967	+0.782	-2.296	11:44:51.473
11	1:13.019	+2.834	+2.052	11:46:04.492
Best Tm: 1:10.185				

Lap	Lap Tm	Diff	Gap	Time of Day
(21) Risto PÄRNPUU				
1	1:16.510	+3.857		11:34:01.746
2	1:14.730	+2.077	-1.780	11:35:16.476
3	1:14.620	+1.967	-0.110	11:36:31.096

Supermoto Eesti MV III etapp

Sorted on Laps

Scooters Aravete kardirada 1,100 Km

Scooters - I Race - 10 minutes + 2 laps 20.07.2013 12:30

Race started at 12:29:34

Pos	No.	Name	Nat	Make	Laps	Total Tm	Diff	Gap	Best Tm	In Lap	Points
1	1	Viktors FREIMANIS	LAT	Yamaha	13	12:04.183			54.627	8	25
2	5	Sander SUIGUSSAAR	EST	Yamaha	13	12:04.495	0.312	0.312	54.865	2	22
3	70	Aivis VILCINS	LAT	Yamaha	13	12:50.364	46.181	45.869	58.248	10	25
4	11	Karl LÕBUS	EST	Yamaha	13	12:54.260	50.077	3.896	58.476	11	22
5	81	Ants PARIK	EST	Piaggio	12	12:26.884	1 Lap	1 Lap	1:01.433	2	20
6	12	Jaan KAUNISSAAR	EST	Apollo	11	12:40.246	2 Laps	1 Lap	1:08.378	6	25
7	13	Mehis ELMI	EST	Apollo	11	12:43.055	2 Laps	2.809	1:08.567	4	22
8	16	Andre KIRSANOV	EST	Apollo	11	13:16.375	2 Laps	33.320	1:11.028	4	20
9	21	Risto PÄRNPUU	EST	Apollo	10	13:06.308	3 Laps	1 Lap	1:13.334	1	18

Not classified (75% = 10 Laps)

14	Ariel PALMISTE	EST	Apollo	6	7:11.633	7 Laps	4 Laps	1:10.772	5	0
9	Johannes TIITUS	EST	Piaggio	3	3:13.226	10 Laps	3 Laps	1:02.216	2	0

Margin of Victory	Avg. Speed	Best Lap Tm	Best Speed	Best Lap by
0.312	71,087	54.627	72,492	1 - Viktors FREIMANIS

Korraldaja: JOSS Service OÜ

Orbits

Võistluse juht: Margus Ostnik

Võistluse sekretär: Liis Ostnik

Tulemused: www.mylaps.ee

Printed: 21.07.2013 16:57:34

Supermoto Eesti MV III etapp

Sorted on Laps

Scooters

Aravete kardirada 1,100 Km

Scooters - I Race - 10 minutes + 2 laps

20.07.2013 12:30

Race started at 12:29:34

Pos	No.	Name	Nat	Make	Laps	Total Tm	Diff	Gap	Best Tm	In Lap Points
-----	-----	------	-----	------	------	----------	------	-----	---------	---------------

Racing

1	1	Viktors FREIMANIS	LAT	Yamaha	13	12:04.183			54.627	8 25
2	5	Sander SUIGUSSAAR	EST	Yamaha	13	12:04.495	0.312	0.312	54.865	2 22

Not classified (75% = 10 Laps)

9	Johannes TIITUS	EST	Piaggio	3	3:13.226	10 Laps	10 Laps	1:02.216	2 0
---	-----------------	-----	---------	---	----------	---------	---------	----------	-----

Scooters 4 takti

1	12	Jaan KAUNISSAAR	EST	Apollo	11	12:40.246			1:08.378	6 25
2	13	Mehis ELMI	EST	Apollo	11	12:43.055	2.809	2.809	1:08.567	4 22
3	16	Andre KIRSANOV	EST	Apollo	11	13:16.375	36.129	33.320	1:11.028	4 20
4	21	Risto PÄRNPUU	EST	Apollo	10	13:06.308	1 Lap	1 Lap	1:13.334	1 18

Not classified (75% = 10 Laps)

14	Ariel PALMISTE	EST	Apollo	6	7:11.633	5 Laps	4 Laps	1:10.772	5 0
----	----------------	-----	--------	---	----------	--------	--------	----------	-----

Scooters Sport 70

1	70	Aivis VILCINS	LAT	Yamaha	13	12:50.364			58.248	10 25
2	11	Karl LÖBUS	EST	Yamaha	13	12:54.260	3.896	3.896	58.476	11 22
3	81	Ants PARIK	EST	Piaggio	12	12:26.884	1 Lap	1 Lap	1:01.433	2 20

Margin of Victory

Avg. Speed

Best Lap Tm

Best Speed

Best Lap by

0.312

71,087

54.627

72,492

1 - Viktors FREIMANIS

Korraldaja: JOSS Service OÜ

Orbits

Võistluse juht: Margus Ostnik

Võistluse sekretär: Liis Ostnik

Tulemused: www.mylaps.ee

Printed: 21.07.2013 16:57:46

Supermoto Eesti MV III etapp

Scoters

Aravete kardirada 1,100 Km

Scoters - I Race - 10 minutes + 2 laps

20.07.2013 12:30

Race started at 12:29:34

Lap	Lap Tm	Diff	Gap	Time of Day
(1) Viktors FREIMANIS				
1	56.473	+1.846		12:30:31.014
2	55.933	+1.306	-0.540	12:31:26.947
3	56.109	+1.482	+0.176	12:32:23.056
4	55.405	+0.778	-0.704	12:33:18.461
5	55.361	+0.734	-0.044	12:34:13.822
6	55.896	+1.269	+0.535	12:35:09.718
7	55.028	+0.401	-0.868	12:36:04.746
8	54.627		-0.401	12:36:59.373
9	56.862	+2.235	+2.235	12:37:56.235
10	55.607	+0.980	-1.255	12:38:51.842
11	55.866	+1.239	+0.259	12:39:47.708
12	55.362	+0.735	-0.504	12:40:43.070
13	55.575	+0.948	+0.213	12:41:38.645
Best Tm: 54.627				

Lap	Lap Tm	Diff	Gap	Time of Day
(5) Sander SUIGUSSAAR				
1	56.009	+1.144		12:30:30.471
2	54.865		-1.144	12:31:25.336
3	55.842	+0.977	+0.977	12:32:21.178
4	55.359	+0.494	-0.483	12:33:16.537
5	56.180	+1.315	+0.821	12:34:12.717
6	55.946	+1.081	-0.234	12:35:08.663
7	55.311	+0.446	-0.635	12:36:03.974
8	54.963	+0.098	-0.348	12:36:58.937
9	56.738	+1.873	+1.775	12:37:55.675
10	55.840	+0.975	-0.898	12:38:51.515
11	55.945	+1.080	+0.105	12:39:47.460
12	55.783	+0.918	-0.162	12:40:43.243
13	55.714	+0.849	-0.069	12:41:38.957
Best Tm: 54.865				

Lap	Lap Tm	Diff	Gap	Time of Day
(70) Aivis VILCINS				
1	59.246	+0.998		12:30:34.340
2	59.882	+1.634	+0.636	12:31:34.222
3	59.685	+1.437	-0.197	12:32:33.907
4	58.915	+0.667	-0.770	12:33:32.822
5	59.127	+0.879	+0.212	12:34:31.949
6	59.923	+1.675	+0.796	12:35:31.872
7	59.674	+1.426	-0.249	12:36:31.546
8	58.953	+0.705	-0.721	12:37:30.499
9	58.531	+0.283	-0.422	12:38:29.030
10	58.248		-0.283	12:39:27.278
11	58.772	+0.524	+0.524	12:40:26.050
12	59.329	+1.081	+0.557	12:41:25.379
13	59.447	+1.199	+0.118	12:42:24.826
Best Tm: 58.248				

Lap	Lap Tm	Diff	Gap	Time of Day
(11) Karl LÖBUS				
1	1:01.637	+3.161		12:30:37.343
2	59.083	+0.607	-2.554	12:31:36.426
3	59.091	+0.615	+0.008	12:32:35.517
4	58.768	+0.292	-0.323	12:33:34.285
5	58.681	+0.205	-0.087	12:34:32.966
6	59.295	+0.819	+0.614	12:35:32.261
7	59.962	+1.486	+0.667	12:36:32.223
8	59.170	+0.694	-0.792	12:37:31.393
9	58.506	+0.030	-0.664	12:38:29.899
10	58.622	+0.146	+0.116	12:39:28.521
11	58.476		-0.146	12:40:26.997
12	59.217	+0.741	+0.741	12:41:26.214
13	1:02.508	+4.032	+3.291	12:42:28.722
Best Tm: 58.476				

Lap	Lap Tm	Diff	Gap	Time of Day
(81) Ants PARIK				
1	1:03.838	+2.405		12:30:39.247
2	1:01.433		-2.405	12:31:40.680
3	1:01.547	+0.114	+0.114	12:32:42.227

Lap	Lap Tm	Diff	Gap	Time of Day
4	1:01.831	+0.398	+0.284	12:33:44.058
5	1:01.575	+0.142	-0.256	12:34:45.633
6	1:01.741	+0.308	+0.166	12:35:47.374
7	1:02.140	+0.707	+0.399	12:36:49.514
8	1:01.891	+0.458	-0.249	12:37:51.405
9	1:02.245	+0.812	+0.354	12:38:53.650
10	1:01.828	+0.395	-0.417	12:39:55.478
11	1:02.069	+0.636	+0.241	12:40:57.547
12	1:03.799	+2.366	+1.730	12:42:01.346
Best Tm: 1:01.433				

Lap	Lap Tm	Diff	Gap	Time of Day
(12) Jaan KAUNISSAAR				
1	1:08.475	+0.097		12:30:45.544
2	1:08.428	+0.050	-0.047	12:31:53.972
3	1:08.505	+0.127	+0.077	12:33:02.477
4	1:08.655	+0.277	+0.150	12:34:11.132
5	1:08.737	+0.359	+0.082	12:35:19.869
6	1:08.378		-0.359	12:36:28.247
7	1:08.643	+0.265	+0.265	12:37:36.890
8	1:08.918	+0.540	+0.275	12:38:45.808
9	1:09.343	+0.965	+0.425	12:39:55.151
10	1:10.047	+1.669	+0.704	12:41:05.198
11	1:09.510	+1.132	-0.537	12:42:14.708
Best Tm: 1:08.378				

Lap	Lap Tm	Diff	Gap	Time of Day
(13) Mehis ELMI				
1	1:09.377	+0.810		12:30:46.612
2	1:08.834	+0.267	-0.543	12:31:55.446
3	1:08.794	+0.227	-0.040	12:33:04.240
4	1:08.567		-0.227	12:34:12.807
5	1:10.675	+2.108	+2.108	12:35:23.482
6	1:09.065	+0.498	-1.610	12:36:32.547
7	1:08.873	+0.306	-0.192	12:37:41.420
8	1:08.946	+0.379	+0.073	12:38:50.366
9	1:09.045	+0.478	+0.099	12:39:59.411
10	1:08.625	+0.058	-0.420	12:41:08.036
11	1:09.481	+0.914	+0.856	12:42:17.517
Best Tm: 1:08.567				

Lap	Lap Tm	Diff	Gap	Time of Day
(16) Andre KIRSANOV				
1	1:12.489	+1.461		12:30:50.533
2	1:11.756	+0.728	-0.733	12:32:02.289
3	1:11.148	+0.120	-0.608	12:33:13.437
4	1:11.028		-0.120	12:34:24.465
5	1:11.718	+0.690	+0.690	12:35:36.183
6	1:11.361	+0.333	-0.357	12:36:47.544
7	1:12.998	+1.970	+1.637	12:38:00.542
8	1:12.916	+1.888	-0.082	12:39:13.458
9	1:12.815	+1.787	-0.101	12:40:26.273
10	1:11.659	+0.631	-1.156	12:41:37.932
11	1:12.905	+1.877	+1.246	12:42:50.837
Best Tm: 1:11.028				

Lap	Lap Tm	Diff	Gap	Time of Day
(21) Risto PÄRNPUU				
1	1:13.334			12:31:24.413
2	1:14.117	+0.783	+0.783	12:32:38.530
3	1:14.611	+1.277	+0.494	12:33:53.141
4	1:16.456	+3.122	+1.845	12:35:09.597
5	1:16.822	+3.488	+0.366	12:36:26.419
6	1:15.893	+2.559	-0.929	12:37:42.312
7	1:15.500	+2.166	-0.393	12:38:57.812
8	1:14.345	+1.011	-1.155	12:40:12.157
9	1:14.189	+0.855	-0.156	12:41:26.346
10	1:14.424	+1.090	+0.235	12:42:40.770
Best Tm: 1:13.334				

Lap	Lap Tm	Diff	Gap	Time of Day
(14) Ariel PALMISTE				
1	1:11.689	+0.917		12:30:49.549

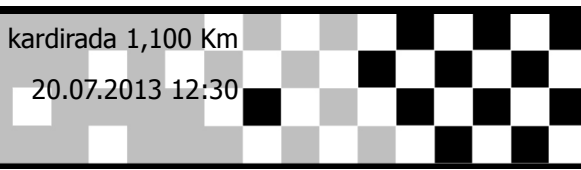
Scooters

Aravete kardirada 1,100 Km

Scooters - I Race - 10 minutes + 2 laps

20.07.2013 12:30

Race started at 12:29:34



Competitors

Laps

	0	1	2	3	4	5	6	7	8	9	10	11	12	13	
Sander SUIGUSSAAR (5)	1	5	5	5	5	5	5	5	5	5	5	5	5	1	1
Viktors FREIMANIS (1)	2	1	1	1	1	1	1	1	1	1	1	1	1	5	5
Aivis VILCINS (70)	3	70	70	70	70	70	70	70	70	70	70	70	70	70	70
Johannes TIITUS (9)	4	9	11	11	11	11	11	11	11	11	11	11	11	11	11
Ants PARIK (81)	5	81	9	81	81	81	81	81	81	81	81	81	81	81	81
Karl LÕBUS (11)	6	11	81	9	9	12	12	12	12	12	12	12	12	12	12
Jaan KAUNISSAAR (12)	7	12	12	12	12	13	13	13	13	13	13	13	13	13	13
Mehis ELMI (13)	8	13	13	13	13	14	14	14	16	16	16	16	16	16	16
Ariel PALMISTE (14)	9	14	14	14	14	16	16	16	21	21	21	21	21	21	21
Andre KIRSANOV (16)	10	16	16	16	16	21	21	21	21	21	21	21	21	21	21
Risto PÄRNPUU (21)	11	21	21	21	21	21	21	21	21	21	21	21	21	21	21

Supermoto Eesti MV III etapp

Sorted on Laps

Scooters Aravete kardirada 1,100 Km

Scooters - II Race - 10 minutes + 2 laps 20.07.2013 14:00

Race started at 13:59:01

Pos	No.	Name	Nat	Make	Laps	Total Tm	Diff	Gap	Best Tm	In Lap	Points
1	5	Sander SUIGUSSAAR	EST	Yamaha	13	12:00.037			54.205	3	25
2	1	Viktors FREIMANIS	LAT	Yamaha	13	12:02.442	2.405	2.405	54.854	8	22
3	70	Aivis VILCINS	LAT	Yamaha	13	12:39.564	39.527	37.122	57.566	9	25
4	11	Karl LÕBUS	EST	Yamaha	13	12:42.165	42.128	2.601	58.176	8	22
5	81	Ants PARIK	EST	Piaggio	12	12:35.499	1 Lap	1 Lap	1:01.563	2	20
6	12	Jaan KAUNISSAAR	EST	Apollo	11	12:47.077	2 Laps	1 Lap	1:08.425	2	25
7	13	Mehis ELMI	EST	Apollo	11	12:55.813	2 Laps	8.736	1:08.979	2	22
8	16	Andre KIRSANOV	EST	Apollo	11	13:01.062	2 Laps	5.249	1:08.947	7	20

Not classified (75% = 10 Laps)

	21	Risto PÄRNPUU	EST	Apollo	4	4:57.423	9 Laps	7 Laps	1:12.424	1	0
DNS	14	Ariel PALMISTE	EST	Apollo		0.000	DNS	4 Laps		0	0
DNS	9	Johannes TIITUS	EST	Piaggio		0.000	DNS			0	0

Margin of Victory	Avg. Speed	Best Lap Tm	Best Speed	Best Lap by
2.405	71,496	54.205	73,056	5 - Sander SUIGUSSAAR

Korraldaja: JOSS Service OÜ

Orbits

Võistluse juht: Margus Ostnik

Võistluse sekretär: Liis Ostnik

Tulemused: www.mylaps.ee

Printed: 21.07.2013 16:58:17

Supermoto Eesti MV III etapp

Sorted on Laps

Scooters

Aravete kardirada 1,100 Km

Scooters - II Race - 10 minutes + 2 laps

20.07.2013 14:00

Race started at 13:59:01

Pos	No.	Name	Nat	Make	Laps	Total Tm	Diff	Gap	Best Tm	In Lap Points
-----	-----	------	-----	------	------	----------	------	-----	---------	---------------

Racing

1	5	Sander SUIGUSSAAR	EST	Yamaha	13	12:00.037			54.205	3 25
2	1	Viktors FREIMANIS	LAT	Yamaha	13	12:02.442	2.405	2.405	54.854	8 22

Not classified (75% = 10 Laps)

DNS	9	Johannes TIITUS	EST	Piaggio		0.000	DNS	13 Laps		0 0
-----	---	-----------------	-----	---------	--	-------	-----	---------	--	-----

Scooters 4 takti

1	12	Jaan KAUNISSAAR	EST	Apollo	11	12:47.077			1:08.425	2 25
2	13	Mehis ELMI	EST	Apollo	11	12:55.813	8.736	8.736	1:08.979	2 22
3	16	Andre KIRSANOV	EST	Apollo	11	13:01.062	13.985	5.249	1:08.947	7 20

Not classified (75% = 10 Laps)

	21	Risto PÄRNPUU	EST	Apollo	4	4:57.423	7 Laps	7 Laps	1:12.424	1 0
DNS	14	Ariel PALMISTE	EST	Apollo		0.000	DNS	4 Laps		0 0

Scooters Sport 70

1	70	Aivis VILCINS	LAT	Yamaha	13	12:39.564			57.566	9 25
2	11	Karl LÖBUS	EST	Yamaha	13	12:42.165	2.601	2.601	58.176	8 22
3	81	Ants PARIK	EST	Piaggio	12	12:35.499	1 Lap	1 Lap	1:01.563	2 20

Margin of Victory

Avg. Speed

Best Lap Tm

Best Speed

Best Lap by

2.405

71,496

54.205

73,056

5 - Sander SUIGUSSAAR

Korraldaja: JOSS Service OÜ

Orbits

Võistluse juht: Margus Ostnik

Võistluse sekretär: Liis Ostnik

Tulemused: www.mylaps.ee

Printed: 21.07.2013 16:58:30

Supermoto Eesti MV III etapp

Scoters

Aravete kardirada 1,100 Km

Scoters - II Race - 10 minutes + 2 laps

20.07.2013 14:00

Race started at 13:59:01

Lap	Lap Tm	Diff	Gap	Time of Day
(5) Sander SUIGUSSAAR				
1	55.694	+1.489		13:59:56.828
2	54.412	+0.207	-1.282	14:00:51.240
3	54.205	-0.207	-1.489	14:01:45.445
4	55.312	+1.107	+1.107	14:02:40.757
5	55.285	+1.080	-0.027	14:03:36.042
6	55.709	+1.504	+0.424	14:04:31.751
7	55.503	+1.298	-0.206	14:05:27.254
8	55.392	+1.187	-0.111	14:06:22.646
9	56.154	+1.949	+0.762	14:07:18.800
10	56.146	+1.941	-0.008	14:08:14.946
11	55.173	+0.968	-0.973	14:09:10.119
12	55.130	+0.925	-0.043	14:10:05.249
13	55.922	+1.717	+0.792	14:11:01.171
Best Tm: 54.205				

Lap	Lap Tm	Diff	Gap	Time of Day
(1) Viktors FREIMANIS				
1	56.595	+1.741		13:59:57.807
2	55.514	+0.660	-1.081	14:00:53.321
3	55.912	+1.058	+0.398	14:01:49.233
4	55.855	+1.001	-0.057	14:02:45.088
5	56.023	+1.169	+0.168	14:03:41.111
6	55.522	+0.668	-0.501	14:04:36.633
7	54.889	+0.035	-0.633	14:05:31.522
8	54.854	-0.035	-0.633	14:06:26.376
9	55.306	+0.452	+0.452	14:07:21.682
10	55.559	+0.705	+0.253	14:08:17.241
11	55.669	+0.815	+0.110	14:09:12.910
12	55.420	+0.566	-0.249	14:10:08.330
13	55.246	+0.392	-0.174	14:11:03.576
Best Tm: 54.854				

Lap	Lap Tm	Diff	Gap	Time of Day
(70) Aivis VILCINS				
1	58.792	+1.226		14:00:00.387
2	58.586	+1.020	-0.206	14:00:58.973
3	58.303	+0.737	-0.283	14:01:57.276
4	58.916	+1.350	+0.613	14:02:56.192
5	58.713	+1.147	-0.203	14:03:54.905
6	58.841	+1.275	+0.128	14:04:53.746
7	58.774	+1.208	-0.067	14:05:52.520
8	58.051	+0.485	-0.723	14:06:50.571
9	57.566	-0.485	-0.485	14:07:48.137
10	57.868	+0.302	+0.302	14:08:46.005
11	57.605	+0.039	-0.263	14:09:43.610
12	58.078	+0.512	+0.473	14:10:41.688
13	59.010	+1.444	+0.932	14:11:40.698
Best Tm: 57.566				

Lap	Lap Tm	Diff	Gap	Time of Day
(11) Karl LÖBUS				
1	59.415	+1.239		14:00:01.279
2	58.679	+0.503	-0.736	14:00:59.958
3	58.752	+0.576	+0.073	14:01:58.710
4	59.234	+1.058	+0.482	14:02:57.944
5	58.506	+0.330	-0.728	14:03:56.450
6	58.377	+0.201	-0.129	14:04:54.827
7	58.406	+0.230	+0.029	14:05:53.233
8	58.176	-0.230	-0.230	14:06:51.409
9	58.233	+0.057	+0.057	14:07:49.642
10	58.200	+0.024	-0.033	14:08:47.842
11	58.253	+0.077	+0.053	14:09:46.095
12	58.820	+0.644	+0.567	14:10:44.915
13	58.384	+0.208	-0.436	14:11:43.299
Best Tm: 58.176				

Lap	Lap Tm	Diff	Gap	Time of Day
(81) Ants PARIK				
1	1:02.510	+0.947		14:00:04.388
2	1:01.563	-0.947	-0.947	14:01:05.951
3	1:02.070	+0.507	+0.507	14:02:08.021

Lap	Lap Tm	Diff	Gap	Time of Day
4	1:02.582	+1.019	+0.512	14:03:10.603
5	1:02.592	+1.029	+0.010	14:04:13.195
6	1:03.521	+1.958	+0.929	14:05:16.716
7	1:03.272	+1.709	-0.249	14:06:19.988
8	1:03.888	+2.325	+0.616	14:07:23.876
9	1:02.612	+1.049	-1.276	14:08:26.488
10	1:03.268	+1.705	+0.656	14:09:29.756
11	1:03.299	+1.736	+0.031	14:10:33.055
12	1:03.578	+2.015	+0.279	14:11:36.633
Best Tm: 1:01.563				

Lap	Lap Tm	Diff	Gap	Time of Day
(12) Jaan KAUNISSAAR				
1	1:08.782	+0.357		14:00:12.065
2	1:08.425	-0.357	-0.357	14:01:20.490
3	1:09.390	+0.965	+0.965	14:02:29.880
4	1:09.284	+0.859	-0.106	14:03:39.164
5	1:09.153	+0.728	-0.131	14:04:48.317
6	1:10.294	+1.869	+1.141	14:05:58.611
7	1:09.150	+0.725	-1.144	14:07:07.761
8	1:10.440	+2.015	+1.290	14:08:18.201
9	1:10.021	+1.596	-0.419	14:09:28.222
10	1:10.349	+1.924	+0.328	14:10:38.571
11	1:09.640	+1.215	-0.709	14:11:48.211
Best Tm: 1:08.425				

Lap	Lap Tm	Diff	Gap	Time of Day
(13) Mehis ELMI				
1	1:09.322	+0.343		14:00:13.074
2	1:08.979	-0.343	-0.343	14:01:22.053
3	1:09.823	+0.844	+0.844	14:02:31.876
4	1:10.739	+1.760	+0.916	14:03:42.615
5	1:10.160	+1.181	-0.579	14:04:52.775
6	1:12.394	+3.415	+2.234	14:06:05.169
7	1:09.686	+0.707	-2.708	14:07:14.855
8	1:10.104	+1.125	+0.418	14:08:24.959
9	1:10.377	+1.398	+0.273	14:09:35.336
10	1:11.333	+2.354	+0.956	14:10:46.669
11	1:10.278	+1.299	-1.055	14:11:56.947
Best Tm: 1:08.979				

Lap	Lap Tm	Diff	Gap	Time of Day
(16) Andre KIRSANOV				
1	1:11.545	+2.598		14:00:15.444
2	1:11.662	+2.715	+0.117	14:01:27.106
3	1:11.501	+2.554	-0.161	14:02:38.607
4	1:11.581	+2.634	+0.080	14:03:50.188
5	1:10.681	+1.734	-0.900	14:05:00.869
6	1:09.694	+0.747	-0.987	14:06:10.563
7	1:08.947	-0.747	-0.747	14:07:19.510
8	1:10.712	+1.765	+1.765	14:08:30.222
9	1:09.874	+0.927	-0.838	14:09:40.096
10	1:10.576	+1.629	+0.702	14:10:50.672
11	1:11.524	+2.577	+0.948	14:12:02.196
Best Tm: 1:08.947				

Lap	Lap Tm	Diff	Gap	Time of Day
(21) Risto PÄRNPUU				
1	1:12.424			14:00:16.710
2	1:13.193	+0.769	+0.769	14:01:29.903
3	1:13.912	+1.488	+0.719	14:02:43.815
4	1:14.742	+2.318	+0.830	14:03:58.557
Best Tm: 1:12.424				

Lap	Lap Tm	Diff	Gap	Time of Day
(14) Ariel PALMISTE				
Best Tm:				

Lap	Lap Tm	Diff	Gap	Time of Day
(9) Johannes TIITUS				
Best Tm:				

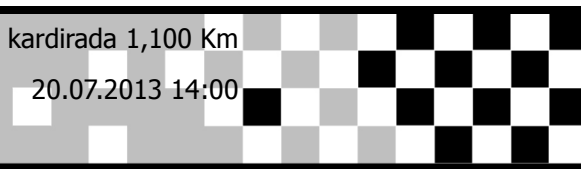
Scooters

Aravete kardirada 1,100 Km

Scooters - II Race - 10 minutes + 2 laps

20.07.2013 14:00

Race started at 13:59:01



Competitors

Laps

	0	1	2	3	4	5	6	7	8	9	10	11	12	13
Sander SUIGUSSAAR (5)	1	5	5	5	5	5	5	5	5	5	5	5	5	5
Viktors FREIMANIS (1)	2	1	1	1	1	1	1	1	1	1	1	1	1	1
Aivis VILCINS (70)	3	70	70	70	70	70	70	70	70	70	70	70	70	70
Karl LÕBUS (11)	4	11	11	11	11	11	11	11	11	11	11	11	11	11
Ants PARIK (81)	5	81	81	81	81	81	81	81	81	81	81	81	81	81
Jaan KAUNISSAAR (12)	6	12	12	12	12	12	12	12	12	12	12	12	12	12
Mehis ELMI (13)	7	13	13	13	13	13	13	13	13	13	13	13	13	13
Andre KIRSANOV (16)	8	16	16	16	16	16	16	16	16	16	16	16	16	16
Risto PÄRNPUU (21)	9	21	21	21	21	21								
Johannes TIITUS (9)	10	9												
Ariel PALMISTE (14)	11	14												

Supermoto Eesti MV III etapp

Scooters

Aravete kardirada 1,100 Km

Racing - Summary

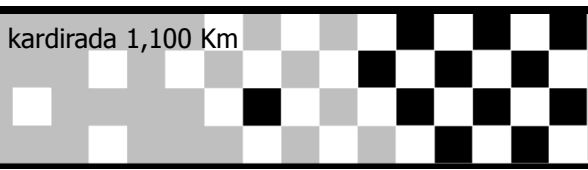
Pos	No.	Name	Make	R1.	R2.	Total points
1	5	Sander SUIGUSSAAR	Yamaha	22	25	47
2	1	Viktors FREIMANIS	Yamaha	25	22	47
3	9	Johannes TIITUS	Piaggio	0	0	0

Supermoto Eesti MV III etapp

Scooters

Aravete kardirada 1,100 Km

Scooters 4 t - Summary



Pos	No.	Name	Make	R1.	R2.	Total points
1	12	Jaan KAUNISSAAR	Apollo	25	25	50
2	13	Mehis ELMI	Apollo	22	22	44
3	16	Andre KIRSANOV	Apollo	20	20	40
4	21	Risto PÄRNPUU	Apollo	18	0	18
5	14	Ariel PALMISTE	Apollo	0	0	0

Supermoto Eesti MV III etapp

Scooters

Aravete kardirada 1,100 Km

Sport 70 - Summary

Pos	No.	Name	Make	R1.	R2.	Total points
1	70	Aivis VILCINS	Yamaha	25	25	50
2	11	Karl LÕBUS	Yamaha	22	22	44
3	81	Ants PARIK	Piaggio	20	20	40