



# Superkrossi karikavõistluste I etapp

Sorted on Best Lap time

Treeningsõidud

Valgerand, Audru 1,100 Km

Superkross - treening - 10 minuti

20.01.2013 10:46

Practice started at 11:10:37

Pos	No.	Name	Class	Car	Race Team	Best Tm	Diff	Laps	In Lap	Best Speed
Esivedu										
1	37	Vahur Kupper	Esivedu	Opel Kadett	Optitrans	1:03.928		11	2	61,945
2	3	Kaido Orav	Esivedu	Volkswagen Golf I	Erki Sport	1:07.086	3.158	3	2	59,029
3	42	Margus Ollino	Esivedu	Opel Astra	Erki Sport	1:08.635	4.707	3	2	57,697

Rahvakross										
1	46	Siim Ots	Rahvakross	Volkswagen Golf II	Erki Sport	1:06.557		10	2	59,498
2	41	Martin Kutser	Rahvakross	Lada Samara	Erki Sport	1:06.959	0.402	10	2	59,141
3	11	Ivo Uutar	Rahvakross	Peugeot 205 GTI	Erki Sport	1:07.448	0.891	6	5	58,712
4	72	Meelis Kirst	Rahvakross	BMW 318	Erki Sport	1:08.395	1.838	5	2	57,899
5	69	Vladimir Kaelep	Rahvakross	Honda Civic	Erki Sport	1:10.433	3.876	4	3	56,224
6	57	Alar Talivee	Rahvakross	Lada 2106	Erki Sport	1:11.460	4.903	6	2	55,416

Tagavedu										
1	47	Andreas Aruaas	Tagavedu	AZLK 2140	Ligur Racing	1:07.273		4	3	58,865
2	65	Kauri Metsaots	Tagavedu	Lada 2105	Erki Sport	1:08.326	1.053	5	3	57,957
3	36	Marko Sau	Tagavedu	BMW 318	Erki Sport	1:08.981	1.708	5	3	57,407
4	30	Margo Soomets	Tagavedu	BMW 318	Erki Sport	1:09.260	1.987	8	3	57,176

Vabaklass 2WD										
1	73	Imre Reisin	Vabaklass 2WD	Audi Coupe	ProRex Racing	1:02.502		6	5	63,358
2	1	Mareck Pukk	Vabaklass 2WD	Volkswagen Golf III	Optitrans	1:05.681	3.179	12	9	60,291
3	66	Anti Reinsalu	Vabaklass 2WD	Honda Civic	Erki Sport	1:05.867	3.365	13	9	60,121
4	8	Kairo Kallas	Vabaklass 2WD	Honda Civic	Erki Sport	1:06.090	3.588	3	2	59,918

Vabaklass 4WD										
1	28	Aivo Mängel	Vabaklass 4WD	Audi 80	Optitrans	1:10.007		3	2	56,566

Volga										
1	59	Eiki Eriste	Volga	GAZ 24	Erki Sport	1:25.198		5	2	46,480
2	41	Vladislav Svinkins	Volga	GAZ 24		1:25.531	0.333	5	2	46,299



# Superkrossi karikavõistluste I etapp

Treeningsõidud

Valgerand, Audru 1,100 Km

Superkross - treening - 10 minuti

20.01.2013 10:46

Practice started at 11:10:37

Lap	Lap Tm	Diff	Gap	Time of Day
<b>(73) Imre Reisin</b>				
1	1:04.896	+2.394		11:12:01.010
2	1:03.733	+1.231	-1.163	11:13:04.743
3	1:03.146	+0.644	-0.587	11:14:07.889
4	1:03.011	+0.509	-0.135	11:15:10.900
5	<b>1:02.502</b>		-0.509	11:16:13.402
6	2:32.546	+1:30.044	1:30.044	11:18:45.948
Best Tm: 1:02.502				
<b>(37) Vahur Kopper</b>				
1	1:09.222	+5.294		11:12:48.675
2	<b>1:03.928</b>		-5.294	11:13:52.603
3	1:10.718	+6.790	+6.790	11:15:03.321
4	1:08.545	+4.617	-2.173	11:16:11.866
5	1:05.061	+1.133	-3.484	11:17:16.927
6	1:07.082	+3.154	+2.021	11:18:24.009
7	1:07.893	+3.965	+0.811	11:19:31.902
8	1:08.260	+4.332	+0.367	11:20:40.162
9	1:07.890	+3.962	-0.370	11:21:48.052
10	1:06.425	+2.497	-1.465	11:22:54.477
11	1:06.950	+3.022	+0.525	11:24:01.427
Best Tm: 1:03.928				
<b>(1) Marek Pukk</b>				
1	1:14.077	+8.396		11:13:21.269
2	1:08.737	+3.056	-5.340	11:14:30.006
3	1:06.823	+1.142	-1.914	11:15:36.829
4	1:10.876	+5.195	+4.053	11:16:47.705
5	1:09.660	+3.979	-1.216	11:17:57.365
6	1:05.897	+0.216	-3.763	11:19:03.262
7	1:07.705	+2.024	+1.808	11:20:10.967
8	1:10.150	+4.469	+2.445	11:21:21.117
9	<b>1:05.681</b>		-4.469	11:22:26.798
10	1:06.989	+1.308	+1.308	11:23:33.787
11	1:06.823	+1.142	-0.166	11:24:40.610
12	1:06.276	+0.595	-0.547	11:25:46.886
Best Tm: 1:05.681				
<b>(66) Anti Reinsalu</b>				
1	1:06.657	+0.790		11:11:54.826
2	1:08.108	+2.241	+1.451	11:13:02.934
3	1:07.849	+1.982	-0.259	11:14:10.783
4	1:08.203	+2.336	+0.354	11:15:18.986
5	1:05.888	+0.021	-2.315	11:16:24.874
6	1:06.705	+0.838	+0.817	11:17:31.579
7	1:10.807	+4.940	+4.102	11:18:42.386
8	1:06.809	+0.942	-3.998	11:19:49.195
9	<b>1:05.867</b>		-0.942	11:20:55.062
10	1:08.005	+2.138	+2.138	11:22:03.067
11	1:08.351	+2.484	+0.346	11:23:11.418
12	1:07.896	+2.029	-0.455	11:24:19.314
13	1:08.416	+2.549	+0.520	11:25:27.730
Best Tm: 1:05.867				
<b>(8) Kairo Kallas</b>				
1	1:09.143	+3.053		11:12:43.346
2	<b>1:06.090</b>		-3.053	11:13:49.436
3	1:20.106	+14.016	+14.016	11:15:09.542
Best Tm: 1:06.090				
<b>(46) Siim Ots</b>				
1	1:13.055	+6.498		11:12:23.733
2	<b>1:06.557</b>		-6.498	11:13:30.290
3	1:09.864	+3.307	+3.307	11:14:40.154
4	1:08.996	+2.439	-0.868	11:15:49.150
5	1:11.361	+4.804	+2.365	11:17:00.511
6	1:12.912	+6.355	+1.551	11:18:13.423

Lap	Lap Tm	Diff	Gap	Time of Day
<b>(41) Martin Kutser</b>				
1	1:24.433	+17.474		11:12:29.184
2	<b>1:06.959</b>		-17.474	11:13:36.143
3	1:14.184	+7.225	+7.225	11:14:50.327
4	1:14.586	+7.627	+0.402	11:16:04.913
5	1:14.398	+7.439	-0.188	11:17:19.311
6	1:09.344	+2.385	-5.054	11:18:28.655
7	3:48.783	+2:41.824	2:39.439	11:22:17.438
8	1:14.473	+7.514	2:34.310	11:23:31.911
9	1:12.632	+5.673	-1.841	11:24:44.543
10	1:12.128	+5.169	-0.504	11:25:56.671
Best Tm: 1:06.959				
<b>(3) Kaido Orav</b>				
1	1:11.291	+4.205		11:12:40.289
2	<b>1:07.086</b>		-4.205	11:13:47.375
3	1:19.459	+12.373	+12.373	11:15:06.834
Best Tm: 1:07.086				
<b>(47) Andreas Aru</b>				
1	1:20.730	+13.457		11:14:44.220
2	1:10.191	+2.918	-10.539	11:15:54.411
3	<b>1:07.273</b>		-2.918	11:17:01.684
4	1:16.116	+8.843	+8.843	11:18:17.800
Best Tm: 1:07.273				
<b>(11) Ivo Uutar</b>				
1	1:11.220	+3.772		11:12:57.651
2	2:44.034	+1:36.586	1:32.814	11:15:41.685
3	1:13.157	+5.709	1:30.877	11:16:54.842
4	1:11.203	+3.755	-1.954	11:18:06.045
5	<b>1:07.448</b>		-3.755	11:19:13.493
6	1:09.144	+1.696	+1.696	11:20:22.637
Best Tm: 1:07.448				
<b>(65) Kauri Metsaots</b>				
1	1:25.773	+17.447		11:16:48.978
2	1:09.958	+1.632	-15.815	11:17:58.936
3	<b>1:08.326</b>		-1.632	11:19:07.262
4	1:09.510	+1.184	+1.184	11:20:16.772
5	1:09.577	+1.251	+0.067	11:21:26.349
Best Tm: 1:08.326				
<b>(72) Meelis KIRST</b>				
1	1:23.378	+14.983		11:16:44.663
2	<b>1:08.395</b>		-14.983	11:17:53.058
3	1:09.743	+1.348	+1.348	11:19:02.801
4	1:22.312	+13.917	+12.569	11:20:25.113
5	1:25.646	+17.251	+3.334	11:21:50.759
Best Tm: 1:08.395				
<b>(42) Margus Ollino</b>				
1	1:19.531	+10.896		11:14:26.669
2	<b>1:08.635</b>		-10.896	11:15:35.304
3	1:18.115	+9.480	+9.480	11:16:53.419
Best Tm: 1:08.635				
<b>(36) Marko Sau</b>				
1	1:27.854	+18.873		11:20:46.815

Lap	Lap Tm	Diff	Gap	Time of Day
<b>(30) Margo Soomets</b>				
1	1:28.180	+18.920		11:16:59.156
2	1:13.437	+4.177	-14.743	11:18:12.593
3	<b>1:09.981</b>		-4.177	11:19:21.853
4	1:10.103	+1.122	+1.122	11:20:31.975
5	1:09.162	+0.181	-0.941	11:21:41.136
Best Tm: 1:09.981				
<b>(28) Aivo Mängel</b>				
1	1:10.367	+0.360		11:13:43.485
2	<b>1:10.007</b>		-0.360	11:14:53.492
3	1:16.229	+6.222	+6.222	11:16:09.721
Best Tm: 1:10.007				
<b>(69) Vladimir Kaelep</b>				
1	1:23.820	+13.387		11:16:51.112
2	1:13.281	+2.848	-10.539	11:18:04.393
3	<b>1:10.433</b>		-2.848	11:19:14.826
4	1:11.865	+1.432	+1.432	11:20:26.691
Best Tm: 1:10.433				
<b>(57) Alar Talivee</b>				
1	1:15.035	+3.575		11:19:46.753
2	<b>1:11.460</b>		-3.575	11:20:58.213
3	1:13.697	+2.237	+2.237	11:22:11.910
4	1:14.866	+3.406	+1.169	11:23:26.776
5	1:14.960	+3.500	+0.094	11:24:41.736
6	1:12.024	+0.564	-2.936	11:25:53.760
Best Tm: 1:11.460				
<b>(59) Eiki Eriste</b>				
1	1:29.195	+3.997		11:16:01.834
2	<b>1:25.198</b>		-3.997	11:17:27.032
3	1:25.611	+0.413	+0.413	11:18:52.643
4	1:28.369	+3.171	+2.758	11:20:21.012
5	1:28.112	+2.914	-0.257	11:21:49.124
Best Tm: 1:25.198				
<b>(41) Vladislav Svinkins</b>				
1	1:35.929	+10.398		11:20:32.008
2	<b>1:25.531</b>		-10.398	11:21:57.539
3	1:26.797	+1.266	+1.266	11:23:24.336
4	1:26.253	+0.722	-0.544	11:24:50.589
5	1:33.031	+7.500	+6.778	11:26:23.620
Best Tm: 1:25.531				



# Superkrossi karikavõistluste I etapp

Sorted on Best Lap time

Rahvakross

Valgerand, Audru 1,100 Km

Rahvakross - kvalifikatsioon - 2 ringi

20.01.2013 11:50

Qualifying started at 11:59:22

Pos	No.	Name	Class	Car	Race Team	Best Tm	Diff	Laps	In Lap	Best Speed
1	41	Martin Kutser	Rahvakross	Lada Samara	Erki Sport	1:05.906		2	2	60,086
2	11	Ivo Uutar	Rahvakross	Peugeot 205 GTI	Erki Sport	1:06.643	0.737	2	2	59,421
3	46	Siim Ots	Rahvakross	Volkswagen Golf II	Erki Sport	1:07.111	1.205	2	2	59,007
4	69	Vladimir Kaelep	Rahvakross	Honda Civic	Erki Sport	1:08.685	2.779	2	2	57,655
5	42	Margus Ollino	Rahvakross	Opel Astra	Erki Sport	1:10.316	4.410	2	2	56,317
6	72	Meelis Kirst	Rahvakross	BMW 318	Erki Sport	1:10.568	4.662	2	2	56,116
7	57	Alar Talivee	Rahvakross	Lada 2106	Erki Sport	1:12.068	6.162	2	2	54,948





# Superkrossi karikavõistluste I etapp

Rahvakross

Valgerand, Audru 1,100 Km

Rahvakross - kvalifikatsioon - 2 ringi

20.01.2013 11:50

Qualifying started at 11:59:22

Lap	Lap Tm	Diff	Gap	Time of Day
<b>(41) Martin Kutser</b>				
1	1:13.142	+7.236		12:00:44.986
2	<b>1:05.906</b>		-7.236	12:01:50.892
<b>Best Tm: 1:05.906</b>				
<b>(11) Ivo Uutar</b>				
1	1:08.640	+1.997		12:00:33.505
2	<b>1:06.643</b>		-1.997	12:01:40.148
<b>Best Tm: 1:06.643</b>				
<b>(46) Siim Ots</b>				
1	1:09.665	+2.554		12:00:48.642
2	<b>1:07.111</b>		-2.554	12:01:55.753
<b>Best Tm: 1:07.111</b>				
<b>(69) Vladimir Kaelep</b>				
1	1:17.593	+8.908		12:01:22.004
2	<b>1:08.685</b>		-8.908	12:02:30.689
<b>Best Tm: 1:08.685</b>				
<b>(42) Margus Ollino</b>				
1	1:13.472	+3.156		12:00:59.004
2	<b>1:10.316</b>		-3.156	12:02:09.320
<b>Best Tm: 1:10.316</b>				
<b>(72) Meelis Kirst</b>				
1	1:16.940	+6.372		12:01:14.321
2	<b>1:10.568</b>		-6.372	12:02:24.889
<b>Best Tm: 1:10.568</b>				
<b>(57) Alar Talivee</b>				
1	1:16.950	+4.882		12:01:29.079
2	<b>1:12.068</b>		-4.882	12:02:41.147
<b>Best Tm: 1:12.068</b>				

Lap	Lap Tm	Diff	Gap	Time of Day
-----	--------	------	-----	-------------

Lap	Lap Tm	Diff	Gap	Time of Day
-----	--------	------	-----	-------------





# Superkrossi karikavõistluste I etapp

Sorted on Laps

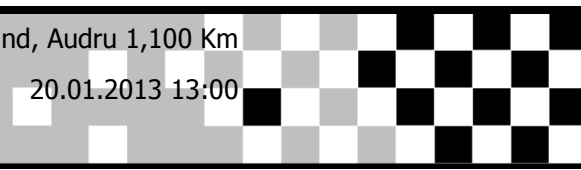
Rahvakross

Valgerand, Audru 1,100 Km

Rahvakross - 1. poolfinaal - 5 ringi

20.01.2013 13:00

Race (5 Laps) started at 12:41:51



Pos	No.	Name	Race Team	Car	Laps	Total Tm	Diff	Gap	Best Tm	In Lap	Points
1	41	Martin Kutser	Erki Sport	Lada Samara	5	5:37.632			1:05.167	5	1
2	42	Margus Ollino	Erki Sport	Opel Astra	5	5:38.839	1.207	1.207	1:06.323	3	2
3	11	Ivo Uutar	Erki Sport	Peugeot 205 GTI	5	5:40.446	2.814	1.607	1:06.629	4	3
4	46	Siim Ots	Erki Sport	Volkswagen Golf II	5	5:44.166	6.534	3.720	1:07.533	5	4
5	69	Vladimir Kaelep	Erki Sport	Honda Civic	5	5:49.627	11.995	5.461	1:08.879	5	5
6	72	Meelis Kirst	Erki Sport	BMW 318	5	6:12.369	34.737	22.742	1:10.273	5	6
7	57	Alar Talivee	Erki Sport	Lada 2106	5	6:14.180	36.548	1.811	1:12.818	4	7

Margin of Victory	Avg. Speed	Best Lap Tm	Best Speed	Best Lap by
1.207	58,644	1:05.167	60,767	41 - Martin Kutser

Korraldaja: Erki Sport MTÜ [www.superkross.ee](http://www.superkross.ee)

Orbits

Võistluse juht: Erko Eriste

Võistluse sekretär: Maris Mandre

Võistluse ajamõõtja: Asper Leppik [www.mylaps.ee](http://www.mylaps.ee)

Printed: 20.01.2013 20:38:55





# Superkrossi karikavõistluste I etapp

Rahvakross

Valgerand, Audru 1,100 Km

Rahvakross - 1. poolfinaal - 5 ringi

20.01.2013 13:00

Race (5 Laps) started at 12:41:51

Lap Lap Tm Diff Gap Time of Day

Lap	Lap Tm	Diff	Gap	Time of Day
<b>(41) Martin Kutser</b>				
1	1:11.943	+6.776		12:43:04.208
2	1:08.275	+3.108	-3.668	12:44:12.483
3	1:06.127	+0.960	-2.148	12:45:18.610
4	1:05.610	+0.443	-0.517	12:46:24.220
5	<b>1:05.167</b>		-0.443	12:47:29.387

**Best Tm: 1:05.167**

Lap	Lap Tm	Diff	Gap	Time of Day
<b>(42) Margus Ollino</b>				
1	1:09.224	+2.901		12:43:02.884
2	1:06.421	+0.098	-2.803	12:44:09.305
3	<b>1:06.323</b>		-0.098	12:45:15.628
4	1:07.220	+0.897	+0.897	12:46:22.848
5	1:07.746	+1.423	+0.526	12:47:30.594

**Best Tm: 1:06.323**

Lap	Lap Tm	Diff	Gap	Time of Day
<b>(11) Ivo Uutar</b>				
1	1:10.162	+3.533		12:43:03.782
2	1:07.106	+0.477	-3.056	12:44:10.888
3	1:07.228	+0.599	+0.122	12:45:18.116
4	<b>1:06.629</b>		-0.599	12:46:24.745
5	1:07.456	+0.827	+0.827	12:47:32.201

**Best Tm: 1:06.629**

Lap	Lap Tm	Diff	Gap	Time of Day
<b>(46) Siim Ots</b>				
1	1:08.188	+0.655		12:43:01.050
2	1:07.896	+0.363	-0.292	12:44:08.946
3	1:09.866	+2.333	+1.970	12:45:18.812
4	1:09.576	+2.043	-0.290	12:46:28.388
5	<b>1:07.533</b>		-2.043	12:47:35.921

**Best Tm: 1:07.533**

Lap	Lap Tm	Diff	Gap	Time of Day
<b>(69) Vladimir Kaelep</b>				
1	1:10.472	+1.593		12:43:02.227
2	1:11.204	+2.325	+0.732	12:44:13.431
3	1:09.432	+0.553	-1.772	12:45:22.863
4	1:09.640	+0.761	+0.208	12:46:32.503
5	<b>1:08.879</b>		-0.761	12:47:41.382

**Best Tm: 1:08.879**

Lap	Lap Tm	Diff	Gap	Time of Day
<b>(72) Meelis Kirst</b>				
1	1:18.106	+7.833		12:43:13.958
2	1:12.316	+2.043	-5.790	12:44:26.274
3	1:14.488	+4.215	+2.172	12:45:40.762
4	1:13.089	+2.816	-1.399	12:46:53.851
5	<b>1:10.273</b>		-2.816	12:48:04.124

**Best Tm: 1:10.273**

Lap	Lap Tm	Diff	Gap	Time of Day
<b>(57) Alar Talivee</b>				
1	1:17.156	+4.338		12:43:11.742
2	1:13.642	+0.824	-3.514	12:44:25.384
3	1:14.147	+1.329	+0.505	12:45:39.531
4	<b>1:12.818</b>		-1.329	12:46:52.349
5	1:13.586	+0.768	+0.768	12:48:05.935

**Best Tm: 1:12.818**

Lap Lap Tm Diff Gap Time of Day

Lap Lap Tm Diff Gap Time of Day





# Superkrossi karikavõistluste I etapp

## Lapchart

Rahvakross

Valgerand, Audru 1,100 Km

Rahvakross - 1. poolfinaal - 5 ringi

20.01.2013 13:00

Race (5 Laps) started at 12:41:51

Competitors	Laps						
	0	1	2	3	4	5	
Vladimir Kaelep (69)	1	69	46	46	42	42	41
Martin Kutser (41)	2	41	69	42	11	41	42
Siim Ots (46)	3	46	42	11	41	11	11
Ivo Uutar (11)	4	11	11	41	46	46	46
Margus Ollino (42)	5	42	41	69	69	69	69
Alar Talivee (57)	6	57	57	57	57	57	72
Meelis Kirst (72)	7	72	72	72	72	72	57





# Superkrossi karikavõistluste I etapp

Sorted on Laps

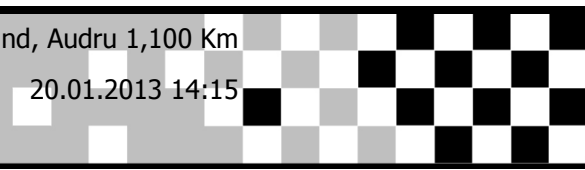
Rahvakross

Valgerand, Audru 1,100 Km

Rahvakross - 2. poolfinaal - 5 ringi

20.01.2013 14:15

Race (5 Laps) started at 13:22:34



Pos	No.	Name	Race Team	Car	Laps	Total Tm	Diff	Gap	Best Tm	In Lap	Points
1	11	Ivo Uutar	Erki Sport	Peugeot 205 GTI	5	5:29.470			1:04.961	4	1
2	46	Siim Ots	Erki Sport	Volkswagen Golf II	5	5:38.536	9.066	9.066	1:06.565	3	2
3	42	Margus Ollino	Erki Sport	Opel Astra	5	5:41.630	12.160	3.094	1:05.843	4	3
4	41	Martin Kutser	Erki Sport	Lada Samara	5	5:42.724	13.254	1.094	1:05.808	3	4
5	69	Vladimir Kaelep	Erki Sport	Honda Civic	5	5:51.824	22.354	9.100	1:08.707	4	5
6	57	Alar Talivee	Erki Sport	Lada 2106	5	6:01.690	32.220	9.866	1:11.266	1	6
7	72	Meelis Kirst	Erki Sport	BMW 318	5	6:06.925	37.455	5.235	1:10.604	4	7

Margin of Victory

Avg. Speed

Best Lap Tm

Best Speed

Best Lap by

9.066

60,097

1:04.961

60,960

11 - Ivo Uutar

Korraldaja: Erki Sport MTÜ [www.superkross.ee](http://www.superkross.ee)

Orbits

Võistluse juht: Erko Eriste

Võistluse sekretär: Maris Mandre

Võistluse ajamõõtja: Asper Leppik [www.mylaps.ee](http://www.mylaps.ee)

Printed: 20.01.2013 20:39:29







# Superkrossi karikavõistluste I etapp

Rahvakross

Valgerand, Audru 1,100 Km

Rahvakross - 2. poolfinaal - 5 ringi

20.01.2013 14:15

Race (5 Laps) started at 13:22:34

Lap Lap Tm Diff Gap Time of Day

Lap	Lap Tm	Diff	Gap	Time of Day
<b>(11) Ivo Uutar</b>				
1	1:07.260	+2.299		13:23:41.425
2	1:05.688	+0.727	-1.572	13:24:47.113
3	1:05.175	+0.214	-0.513	13:25:52.288
4	<b>1:04.961</b>		-0.214	13:26:57.249
5	1:06.386	+1.425	+1.425	13:28:03.635

**Best Tm: 1:04.961**

Lap	Lap Tm	Diff	Gap	Time of Day
<b>(46) Siim Ots</b>				
1	1:08.262	+1.697		13:23:42.560
2	1:07.511	+0.946	-0.751	13:24:50.071
3	<b>1:06.565</b>		-0.946	13:25:56.636
4	1:08.214	+1.649	+1.649	13:27:04.850
5	1:07.851	+1.286	-0.363	13:28:12.701

**Best Tm: 1:06.565**

Lap	Lap Tm	Diff	Gap	Time of Day
<b>(42) Margus Ollino</b>				
1	1:13.942	+8.099		13:23:50.106
2	1:06.804	+0.961	-7.138	13:24:56.910
3	1:06.648	+0.805	-0.156	13:26:03.558
4	<b>1:05.843</b>		-0.805	13:27:09.401
5	1:06.394	+0.551	+0.551	13:28:15.795

**Best Tm: 1:05.843**

Lap	Lap Tm	Diff	Gap	Time of Day
<b>(41) Martin Kutser</b>				
1	1:16.831	+11.023		13:23:51.012
2	1:05.948	+0.140	-10.883	13:24:56.960
3	<b>1:05.808</b>		-0.140	13:26:02.768
4	1:06.759	+0.951	+0.951	13:27:09.527
5	1:07.362	+1.554	+0.603	13:28:16.889

**Best Tm: 1:05.808**

Lap	Lap Tm	Diff	Gap	Time of Day
<b>(69) Vladimir Kaelep</b>				
1	1:12.156	+3.449		13:23:47.430
2	1:11.887	+3.180	-0.269	13:24:59.317
3	1:09.013	+0.306	-2.874	13:26:08.330
4	<b>1:08.707</b>		-0.306	13:27:17.037
5	1:08.952	+0.245	+0.245	13:28:25.989

**Best Tm: 1:08.707**

Lap	Lap Tm	Diff	Gap	Time of Day
<b>(57) Alar Talivee</b>				
1	<b>1:11.266</b>			13:23:47.131
2	1:12.482	+1.216	+1.216	13:24:59.613
3	1:11.690	+0.424	-0.792	13:26:11.303
4	1:11.984	+0.718	+0.294	13:27:23.287
5	1:12.568	+1.302	+0.584	13:28:35.855

**Best Tm: 1:11.266**

Lap	Lap Tm	Diff	Gap	Time of Day
<b>(72) Meelis Kirst</b>				
1	1:17.610	+7.006		13:23:53.608
2	1:13.859	+3.255	-3.751	13:25:07.467
3	1:11.837	+1.233	-2.022	13:26:19.304
4	<b>1:10.604</b>		-1.233	13:27:29.908
5	1:11.182	+0.578	+0.578	13:28:41.090

**Best Tm: 1:10.604**

Lap Lap Tm Diff Gap Time of Day

Lap Lap Tm Diff Gap Time of Day





# Superkrossi karikavõistluste I etapp

## Lapchart

Rahvakross

Valgerand, Audru 1,100 Km

Rahvakross - 2. poolfinaal - 5 ringi

20.01.2013 14:15

Race (5 Laps) started at 13:22:34

Competitors	Laps					
	0	1	2	3	4	5
Ivo Uutar (11)	1	11	11	11	11	11
Martin Kutser (41)	2	41	46	46	46	46
Siim Ots (46)	3	46	57	42	41	42
Vladimir Kaelep (69)	4	69	69	41	42	41
Alar Talivee (57)	5	57	42	69	69	69
Meelis Kirst (72)	6	72	41	57	57	57
Margus Ollino (42)	7	42	72	72	72	72





# Superkrossi karikavõistluste I etapp

Sorted on Laps


Rahvakross

Valgerand, Audru 1,100 Km

Rahvakross - finaal -7 ringi

20.01.2013 15:45

Race (7 Laps) started at 14:25:18



Pos	No.	Name	Race Team	Car	Laps	Total Tm	Diff	Gap	Best Tm	In Lap	Points
1	11	Ivo Uutar	Erki Sport	Peugeot 205 GTI	7	7:54.210			1:06.638	4	20
2	41	Martin Kutser	Erki Sport	Lada Samara	7	7:54.457	0.247	0.247	1:06.174	4	17
3	69	Vladimir Kaelep	Erki Sport	Honda Civic	7	8:00.029	5.819	5.572	1:06.363	6	15
4	46	Siim Ots	Erki Sport	Volkswagen Golf II	7	8:02.977	8.767	2.948	1:07.079	6	13
5	72	Meelis Kirst	Erki Sport	BMW 318	7	8:26.780	32.570	23.803	1:10.340	4	12
6	42	Margus Ollino	Erki Sport	Opel Astra	7	8:35.214	41.004	8.434	1:12.035	2	11
7	57	Alar Talivee	Erki Sport	Lada 2106	7	8:40.848	46.638	5.634	1:11.678	5	10

Margin of Victory	Avg. Speed	Best Lap Tm	Best Speed	Best Lap by
0.247	58,455	1:06.174	59,842	41 - Martin Kutser

Korraldaja: Erki Sport MTÜ [www.superkross.ee](http://www.superkross.ee)

Orbits

Võistluse juht: Erko Eriste

Võistluse sekretär: Maris Mandre

Võistluse ajamõõtja: Asper Leppik [www.mylaps.ee](http://www.mylaps.ee)

Printed: 20.01.2013 20:39:57





# Superkrossi karikavõistluste I etapp


Rahvakross

Valgerand, Audru 1,100 Km

Rahvakross - finaal -7 ringi

20.01.2013 15:45

Race (7 Laps) started at 14:25:18



Lap	Lap Tm	Diff	Gap	Time of Day
<b>(11) Ivo Uutar</b>				
1	1:09.749	+3.111		14:26:29.894
2	1:07.544	+0.906	-2.205	14:27:37.438
3	1:06.862	+0.224	-0.682	14:28:44.300
4	<b>1:06.638</b>		-0.224	14:29:50.938
5	1:07.773	+1.135	+1.135	14:30:58.711
6	1:07.799	+1.161	+0.026	14:32:06.510
7	1:06.664	+0.026	-1.135	14:33:13.174
<b>Best Tm: 1:06.638</b>				
<b>(41) Martin Kutser</b>				
1	1:11.343	+5.169		14:26:30.307
2	1:09.293	+3.119	-2.050	14:27:39.600
3	1:07.309	+1.135	-1.984	14:28:46.909
4	<b>1:06.174</b>		-1.135	14:29:53.083
5	1:06.799	+0.625	+0.625	14:30:59.882
6	1:06.893	+0.719	+0.094	14:32:06.775
7	1:06.646	+0.472	-0.247	14:33:13.421
<b>Best Tm: 1:06.174</b>				
<b>(69) Vladimir Kaelep</b>				
1	1:12.914	+6.551		14:26:33.003
2	1:08.105	+1.742	-4.809	14:27:41.108
3	1:09.484	+3.121	+1.379	14:28:50.592
4	1:07.072	+0.709	-2.412	14:29:57.664
5	1:07.656	+1.293	+0.584	14:31:05.320
6	<b>1:06.363</b>		-1.293	14:32:11.683
7	1:07.310	+0.947	+0.947	14:33:18.993
<b>Best Tm: 1:06.363</b>				
<b>(46) Siim Ots</b>				
1	1:09.153	+2.074		14:26:28.626
2	1:14.159	+7.080	+5.006	14:27:42.785
3	1:08.346	+1.267	-5.813	14:28:51.131
4	1:08.431	+1.352	+0.085	14:29:59.562
5	1:07.479	+0.400	-0.952	14:31:07.041
6	<b>1:07.079</b>		-0.400	14:32:14.120
7	1:07.821	+0.742	+0.742	14:33:21.941
<b>Best Tm: 1:07.079</b>				
<b>(72) Meelis Kirst</b>				
1	1:12.604	+2.264		14:26:34.776
2	1:11.815	+1.475	-0.789	14:27:46.591
3	1:12.926	+2.586	+1.111	14:28:59.517
4	<b>1:10.340</b>		-2.586	14:30:09.857
5	1:13.013	+2.673	+2.673	14:31:22.870
6	1:10.670	+0.330	-2.343	14:32:33.540
7	1:12.204	+1.864	+1.534	14:33:45.744
<b>Best Tm: 1:10.340</b>				
<b>(42) Margus Ollino</b>				
1	1:15.379	+3.344		14:26:36.766
2	<b>1:12.035</b>		-3.344	14:27:48.801
3	1:12.642	+0.607	+0.607	14:29:01.443
4	1:13.497	+1.462	+0.855	14:30:14.940
5	1:12.615	+0.580	-0.882	14:31:27.555
6	1:13.133	+1.098	+0.518	14:32:40.688
7	1:13.490	+1.455	+0.357	14:33:54.178
<b>Best Tm: 1:12.035</b>				
<b>(57) Alar Talivee</b>				
1	1:16.187	+4.509		14:26:37.946
2	1:14.500	+2.822	-1.687	14:27:52.446
3	1:13.829	+2.151	-0.671	14:29:06.275
4	1:12.538	+0.860	-1.291	14:30:18.813
5	<b>1:11.678</b>		-0.860	14:31:30.491

Lap	Lap Tm	Diff	Gap	Time of Day
6	1:12.331	+0.653	+0.653	14:32:42.822
7	1:16.990	+5.312	+4.659	14:33:59.812
<b>Best Tm: 1:11.678</b>				

Lap	Lap Tm	Diff	Gap	Time of Day
-----	--------	------	-----	-------------





# Superkrossi karikavõistluste I etapp

## Lapchart

Rahvakross

Valgerand, Audru 1,100 Km

Rahvakross - finaal -7 ringi

20.01.2013 15:45

Race (7 Laps) started at 14:25:18

Competitors	Laps								
	0	1	2	3	4	5	6	7	
Martin Kutser (41)	1	41	46	11	11	11	11	11	11
Siim Ots (46)	2	46	11	41	41	41	41	41	41
Vladimir Kaelep (69)	3	69	41	69	69	69	69	69	69
Ivo Uutar (11)	4	11	69	46	46	46	46	46	46
Margus Ollino (42)	5	42	72	72	72	72	72	72	72
Alar Talivee (57)	6	57	42	42	42	42	42	42	42
Meelis Kirst (72)	7	72	57	57	57	57	57	57	57

