



Superkrossi karikavõistluste IX etapp

Sorted on Best Lap time

Rahvakross

Ohekatku autokrossirada 1,200 Km

Rahvakross - treeningsõit + kvalifikatsioon - 15 minutit

15.09.2013 11:00

Practice started at 11:00:03

Pos	No.	Name	Nat	Race Team	Car	Best Tm	Diff	Laps	In Lap	Best Speed
1	41	Martin Kutser	EST	Erki Sport	Lada Samara	55.382		4	4	78,004
2	14	Janar Lehtniit	EST	Erki Sport	Volkswagen Golf II	56.802	1.420	7	3	76,054
3	26	Simo Viilas	EST	LaitseRallyPark	Opel Ascona	58.444	3.062	9	5	73,917
4	46	Siim Ots	EST	Erki Sport	Volkswagen Golf II	58.736	3.354	10	8	73,549
5	55	Andres Rohtla	EST	Erki Sport	Volkswagen Golf II	58.838	3.456	11	9	73,422
6	11	Ivo Uutar	EST	Erki Sport	Peugeot 205 GTI	58.974	3.592	6	5	73,253
7	57	Alar Talivee	EST	Erki Sport	Lada 2106	59.436	4.054	8	8	72,683
8	20	Martin Suurna	EST	Erki Sport	Lada Samara	59.700	4.318	3	3	72,362
9	30	Reimo Aas	EST	Erki Sport	Volkswagen Golf II	59.787	4.405	4	3	72,257
10	17	Martin Tomson	EST	Halinga Rally Team	Lada 2017	1:00.171	4.789	6	3	71,795
11	7	Andrus Allika	EST	Erki Sport	Lada 2105	1:01.545	6.163	7	7	70,193



Superkrossi karikavõistluste IX etapp


Rahvakross

Ohekatku autokrossirada 1,200 Km

Rahvakross - treeningsõit + kvalifikatsioon - 15 minutit

15.09.2013 11:00

Practice started at 11:00:03



Lap	Lap Tm	Diff	Gap	Time of Day
(41) Martin Kutser				
1	56.113	+0.731		11:01:10.093
2	1:02.215	+6.833	+6.102	11:02:12.308
3	1:03.575	+8.193	+1.360	11:03:15.883
4	55.382		-8.193	11:04:11.265
Best Tm: 55.382				

Lap	Lap Tm	Diff	Gap	Time of Day
(14) Janar Lehtniit				
1	58.394	+1.592		11:01:07.438
2	57.616	+0.814	-0.778	11:02:05.054
3	56.802		-0.814	11:03:01.856
4	56.825	+0.023	+0.023	11:03:58.681
5	1:00.241	+3.439	+3.416	11:04:58.922
6	1:00.282	+3.480	+0.041	11:05:59.204
7	1:02.024	+5.222	+1.742	11:07:01.228
Best Tm: 56.802				

Lap	Lap Tm	Diff	Gap	Time of Day
(26) Simo Viilas				
1	1:00.716	+2.272		11:03:12.024
2	58.636	+0.192	-2.080	11:04:10.660
3	1:01.976	+3.532	+3.340	11:05:12.636
4	58.777	+0.333	-3.199	11:06:11.413
5	58.444		-0.333	11:07:09.857
6	58.975	+0.531	+0.531	11:08:08.832
7	59.122	+0.678	+0.147	11:09:07.954
8	59.214	+0.770	+0.092	11:10:07.168
9	1:13.531	+15.087	+14.317	11:11:20.699
Best Tm: 58.444				

Lap	Lap Tm	Diff	Gap	Time of Day
(46) Siim Ots				
1	1:01.288	+2.552		11:01:28.054
2	1:01.710	+2.974	+0.422	11:02:29.764
3	58.971	+0.235	-2.739	11:03:28.735
4	1:01.274	+2.538	+2.303	11:04:30.009
5	1:01.343	+2.607	+0.069	11:05:31.352
6	1:01.635	+2.899	+0.292	11:06:32.987
7	1:00.017	+1.281	-1.618	11:07:33.004
8	58.736		-1.281	11:08:31.740
9	58.981	+0.245	+0.245	11:09:30.721
10	1:12.979	+14.243	+13.998	11:10:43.700
Best Tm: 58.736				

Lap	Lap Tm	Diff	Gap	Time of Day
(55) Andres Rohlta				
1	1:07.413	+8.575		11:02:34.010
2	1:02.657	+3.819	-4.756	11:03:36.667
3	1:06.460	+7.622	+3.803	11:04:43.127
4	1:08.423	+9.585	+1.963	11:05:51.550
5	1:01.803	+2.965	-6.620	11:06:53.353
6	1:01.213	+2.375	-0.590	11:07:54.566
7	1:00.536	+1.698	-0.677	11:08:55.102
8	59.534	+0.696	-1.002	11:09:54.636
9	58.838		-0.696	11:10:53.474
10	59.462	+0.624	+0.624	11:11:52.936
11	1:01.859	+3.021	+2.397	11:12:54.795
Best Tm: 58.838				

Lap	Lap Tm	Diff	Gap	Time of Day
(11) Ivo Uutar				
1	1:00.119	+1.145		11:02:50.809
2	59.199	+0.225	-0.920	11:03:50.008
3	59.748	+0.774	+0.549	11:04:49.756
4	59.826	+0.852	+0.078	11:05:49.582
5	58.974		-0.852	11:06:48.556
6	59.047	+0.073	+0.073	11:07:47.603
Best Tm: 58.974				

Lap	Lap Tm	Diff	Gap	Time of Day
(57) Alar Talivee				

Lap	Lap Tm	Diff	Gap	Time of Day
1	1:00.742	+1.306		11:01:40.046
2	1:00.506	+1.070	-0.236	11:02:40.552
3	1:01.026	+1.590	+0.520	11:03:41.578
4	1:02.403	+2.967	+1.377	11:04:43.981
5	1:01.018	+1.582	-1.385	11:05:44.999
6	1:00.326	+0.890	-0.692	11:06:45.325
7	1:00.773	+1.337	+0.447	11:07:46.098
8	59.436		-1.337	11:08:45.534
Best Tm: 59.436				

Lap	Lap Tm	Diff	Gap	Time of Day
(20) Martin Suurna				
1	1:00.687	+0.987		11:01:20.054
2	1:03.604	+3.904	+2.917	11:02:23.658
3	59.700		-3.904	11:03:23.358
Best Tm: 59.700				

Lap	Lap Tm	Diff	Gap	Time of Day
(30) Reimo Aas				
1	1:00.397	+0.610		11:01:22.577
2	1:01.760	+1.973	+1.363	11:02:24.337
3	59.787		-1.973	11:03:24.124
4	1:03.959	+4.172	+4.172	11:04:28.083
Best Tm: 59.787				

Lap	Lap Tm	Diff	Gap	Time of Day
(17) Martin Tomson				
1	1:02.224	+2.053		11:01:49.239
2	1:02.740	+2.569	+0.516	11:02:51.979
3	1:00.171		-2.569	11:03:52.150
4	1:01.694	+1.523	+1.523	11:04:53.844
5	1:00.985	+0.814	-0.709	11:05:54.829
6	1:01.626	+1.455	+0.641	11:06:56.455
Best Tm: 1:00.171				

Lap	Lap Tm	Diff	Gap	Time of Day
(7) Andrus Allika				
1	1:05.339	+3.794		11:02:19.564
2	1:02.504	+0.959	-2.835	11:03:22.068
3	1:12.952	+11.407	+10.448	11:04:35.020
4	1:03.661	+2.116	-9.291	11:05:38.681
5	1:01.927	+0.382	-1.734	11:06:40.608
6	1:02.416	+0.871	+0.489	11:07:43.024
7	1:01.545		-0.871	11:08:44.569
Best Tm: 1:01.545				



Superkrossi karikavõistluste IX etapp

Sorted on Laps

Rahvakross

Ohekatku autokrossirada 1,200 Km

Rahvakross - 1. poolfinaal - 7 ringi

15.09.2013 12:15

Race (7 Laps) started at 12:07:34

Pos	No.	Name	Nat	Race Team	Car	Laps	Total Tm	Diff	Best Tm
1	14	Janar Lehtniit	EST	Erki Sport	Volkswagen Golf II	7	6:24.013		54.181
2	41	Martin Kutser	EST	Erki Sport	Lada Samara	7	6:30.597	6.584	54.199
3	46	Siim Ots	EST	Erki Sport	Volkswagen Golf II	7	6:41.169	17.156	56.446
4	11	Ivo Uutar	EST	Erki Sport	Peugeot 205 GTI	7	6:53.531	29.518	56.968
5	57	Alar Talivee	EST	Erki Sport	Lada 2106	7	6:54.454	30.441	58.451
6	7	Andrus Allika	EST	Erki Sport	Lada 2105	7	6:57.140	33.127	58.182
7	17	Martin Tomson	EST	Halinga Rally Team	Lada 2017	7	6:58.014	34.001	58.176

Not classified

DNF	30	Reimo Aas	EST	Erki Sport	Volkswagen Golf II	6	5:55.957	DNF	58.591
DNF	55	Andres Rohtla	EST	Erki Sport	Volkswagen Golf II		0.632	DNF	
DNF	26	Simo Viilas	EST	LaitseRallyPark	Opel Ascona		1.032	DNF	
DNS	20	Martin Suurna	EST	Erki Sport	Lada Samara		0.000	DNS	

Margin of Victory	Avg. Speed	Best Lap Tm	Best Speed	Best Lap by
6.584	78,747	54.181	79,733	14 - Janar Lehtniit

Korraldaja: MTÜ Erki Sport www.superkross.ee

Orbits

Võistluse juht: Erko Eriste

Võistluse sekretär: Maris Mandre

Võistluse ajamõõtja: Asper Leppik Tulemused ja ringiajad: www.mylaps.ee

Printed: 16.09.2013 2:39:23





Superkrossi karikavõistluste IX etapp


Rahvakross

Ohekatku autokrossirada 1,200 Km

Rahvakross - 1. poolfinaal - 7 ringi

15.09.2013 12:15

Race (7 Laps) started at 12:07:34



Lap	Lap Tm	Diff	Gap	Time of Day
(14) Janar Lehtniit				
1	54.591	+0.410		12:08:29.493
2	54.603	+0.422	+0.012	12:09:24.096
3	54.354	+0.173	-0.249	12:10:18.450
4	54.181	-0.173		12:11:12.631
5	54.906	+0.725	+0.725	12:12:07.537
6	55.458	+1.277	+0.552	12:13:02.995
7	55.920	+1.739	+0.462	12:13:58.915
Best Tm: 54.181				

Lap	Lap Tm	Diff	Gap	Time of Day
(41) Martin Kutser				
1	55.117	+0.918		12:08:30.143
2	54.855	+0.656	-0.262	12:09:24.998
3	54.199	-0.656		12:10:19.197
4	54.592	+0.393	+0.393	12:11:13.789
5	54.964	+0.765	+0.372	12:12:08.753
6	56.960	+2.761	+1.996	12:13:05.713
7	59.786	+5.587	+2.826	12:14:05.499
Best Tm: 54.199				

Lap	Lap Tm	Diff	Gap	Time of Day
(46) Siim Ots				
1	58.297	+1.851		12:08:33.398
2	56.900	+0.454	-1.397	12:09:30.298
3	56.446	-0.454		12:10:26.744
4	56.592	+0.146	+0.146	12:11:23.336
5	56.752	+0.306	+0.160	12:12:20.088
6	57.544	+1.098	+0.792	12:13:17.632
7	58.439	+1.993	+0.895	12:14:16.071
Best Tm: 56.446				

Lap	Lap Tm	Diff	Gap	Time of Day
(11) Ivo Uutar				
1	57.745	+0.777		12:08:33.660
2	56.968	-0.777		12:09:30.628
3	57.761	+0.793	+0.793	12:10:28.389
4	57.609	+0.641	-0.152	12:11:25.998
5	57.762	+0.794	+0.153	12:12:23.760
6	59.441	+2.473	+1.679	12:13:23.201
7	1:05.232	+8.264	+5.791	12:14:28.433
Best Tm: 56.968				

Lap	Lap Tm	Diff	Gap	Time of Day
(57) Alar Talivee				
1	1:00.140	+1.689		12:08:35.889
2	58.451	-1.689		12:09:34.340
3	58.922	+0.471	+0.471	12:10:33.262
4	58.557	+0.106	-0.365	12:11:31.819
5	59.435	+0.984	+0.878	12:12:31.254
6	58.936	+0.485	-0.499	12:13:30.190
7	59.166	+0.715	+0.230	12:14:29.356
Best Tm: 58.451				

Lap	Lap Tm	Diff	Gap	Time of Day
(7) Andrus Allika				
1	1:00.946	+2.764		12:08:37.630
2	58.182	-2.764		12:09:35.812
3	58.578	+0.396	+0.396	12:10:34.390
4	1:00.080	+1.898	+1.502	12:11:34.470
5	58.228	+0.046	-1.852	12:12:32.698
6	59.445	+1.263	+1.217	12:13:32.143
7	59.899	+1.717	+0.454	12:14:32.042
Best Tm: 58.182				

Lap	Lap Tm	Diff	Gap	Time of Day
(17) Martin Tomson				
1	1:03.042	+4.866		12:08:39.742
2	59.378	+1.202	-3.664	12:09:39.120
3	58.517	+0.341	-0.861	12:10:37.637
4	58.176	-0.341		12:11:35.813
5	58.460	+0.284	+0.284	12:12:34.273

Lap	Lap Tm	Diff	Gap	Time of Day
6	59.399	+1.223	+0.939	12:13:33.672
7	59.244	+1.068	-0.155	12:14:32.916
Best Tm: 58.176				

Lap	Lap Tm	Diff	Gap	Time of Day
(30) Reimo Aas				
1	1:00.346	+1.755		12:08:36.406
2	58.894	+0.303	-1.452	12:09:35.300
3	58.591	-0.303		12:10:33.891
4	58.881	+0.290	+0.290	12:11:32.772
5	59.409	+0.818	+0.528	12:12:32.181
6	58.678	+0.087	-0.731	12:13:30.859
Best Tm: 58.591				

Lap	Lap Tm	Diff	Gap	Time of Day
(55) Andres Rohla				
Best Tm:				

Lap	Lap Tm	Diff	Gap	Time of Day
(26) Simo Viilas				
Best Tm:				

Lap	Lap Tm	Diff	Gap	Time of Day
(20) Martin Suurna				
Best Tm:				

Lap	Lap Tm	Diff	Gap	Time of Day
-----	--------	------	-----	-------------



Superkrossi karikavõistluste IX etapp

Lapchart

Rahvakross

Ohekatku autokrossirada 1,200 Km

Rahvakross - 1. poolfinaal - 7 ringi

15.09.2013 12:15

Race (7 Laps) started at 12:07:34

Competitors	Laps							
	0	1	2	3	4	5	6	7
Janar Lehtniit (14)	1	14	14	14	14	14	14	14
Martin Kutser (41)	2	41	41	41	41	41	41	41
Siim Ots (46)	3	46	46	46	46	46	46	46
Andres Rohtla (55)	4	55	11	11	11	11	11	11
Alar Talivee (57)	5	57	57	57	57	57	57	57
Ivo Uutar (11)	6	11	30	30	30	30	30	7
Simo Viilas (26)	7	26	7	7	7	7	7	17
Reimo Aas (30)	8	30	17	17	17	17	17	
Andrus Allika (7)	9	7						
Martin Tomson (17)	10	17						
Martin Suurna (20)	11	20						



Superkrossi karikavõistluste IX etapp

Sorted on Laps

Rahvakross

Ohekatku autokrossirada 1,200 Km

Rahvakross - 2. poolfinaal - 7 ringi

15.09.2013 13:10

Race (7 Laps) started at 13:13:24

Pos	No.	Name	Nat	Race Team	Car	Laps	Total Tm	Diff	Best Tm
1	14	Janar Lehtniit	EST	Erki Sport	Volkswagen Golf II	7	6:35.507		55.694
2	46	Siim Ots	EST	Erki Sport	Volkswagen Golf II	7	6:43.617	8.110	56.595
3	11	Ivo Uutar	EST	Erki Sport	Peugeot 205 GTI	7	6:48.769	13.262	56.877
4	30	Reimo Aas	EST	Erki Sport	Volkswagen Golf II	7	6:50.409	14.902	57.287
5	57	Alar Talivee	EST	Erki Sport	Lada 2106	7	6:57.252	21.745	58.561
6	7	Andrus Allika	EST	Erki Sport	Lada 2105	7	6:59.459	23.952	58.508
7	55	Andres Rohtla	EST	Erki Sport	Volkswagen Golf II	7	7:00.246	24.739	57.781

Not classified

DNF	26	Simo Viilas	EST	LaitseRallyPark	Opel Ascona	5	4:58.514	DNF	57.912
DNF	41	Martin Kutser	EST	Erki Sport	Lada Samara	3	3:12.624	DNF	58.366
DNS	17	Martin Tomson	EST	Halinga Rally Team	Lada 2017		0.000	DNS	
DNS	20	Martin Suurna	EST	Erki Sport	Lada Samara		0.000	DNS	

Margin of Victory	Avg. Speed	Best Lap Tm	Best Speed	Best Lap by
8.110	76,459	55.694	77,567	14 - Janar Lehtniit

Korraldaja: MTÜ Erki Sport www.superkross.ee

Orbits

Võistluse juht: Erko Eriste

Võistluse sekretär: Maris Mandre

Võistluse ajamõõtja: Asper Leppik Tulemused ja ringiajad: www.mylaps.ee

Printed: 16.09.2013 2:39:45





Superkrossi karikavõistluste IX etapp


Rahvakross

Ohekatku autokrossirada 1,200 Km

Rahvakross - 2. poolfinaal - 7 ringi

15.09.2013 13:10

Race (7 Laps) started at 13:13:24



Lap	Lap Tm	Diff	Gap	Time of Day
(14) Janar Lehtniit				
1	55.800	+0.106		13:14:20.687
2	55.694	-0.106		13:15:16.381
3	56.481	+0.787		13:16:12.862
4	56.713	+1.019		13:17:09.575
5	56.718	+1.024		13:18:06.293
6	56.591	+0.897		13:19:02.884
7	57.510	+1.816		13:20:00.394
Best Tm: 55.694				

Lap	Lap Tm	Diff	Gap	Time of Day
(46) Siim Ots				
1	59.416	+2.821		13:14:24.691
2	57.861	+1.266		13:15:22.552
3	56.595	-1.266		13:16:19.147
4	56.789	+0.194		13:17:15.936
5	57.869	+1.274		13:18:13.805
6	56.976	+0.381		13:19:10.781
7	57.723	+1.128		13:20:08.504
Best Tm: 56.595				

Lap	Lap Tm	Diff	Gap	Time of Day
(11) Ivo Uutar				
1	59.638	+2.761		13:14:24.928
2	58.288	+1.411		13:15:23.216
3	56.877	-1.411		13:16:20.093
4	57.289	+0.412		13:17:17.382
5	56.938	+0.061		13:18:14.320
6	57.208	+0.331		13:19:11.528
7	1:02.128	+5.251		13:20:13.656
Best Tm: 56.877				

Lap	Lap Tm	Diff	Gap	Time of Day
(30) Reimo Aas				
1	1:00.316	+3.029		13:14:26.498
2	58.639	+1.352		13:15:25.137
3	58.790	+1.503		13:16:23.927
4	57.287	-1.503		13:17:21.214
5	57.310	+0.023		13:18:18.524
6	58.006	+0.719		13:19:16.530
7	58.766	+1.479		13:20:15.296
Best Tm: 57.287				

Lap	Lap Tm	Diff	Gap	Time of Day
(57) Alar Talivee				
1	1:01.508	+2.947		13:14:27.132
2	59.381	+0.820		13:15:26.513
3	58.968	+0.407		13:16:25.481
4	58.764	+0.203		13:17:24.245
5	58.561	-0.203		13:18:22.806
6	58.736	+0.175		13:19:21.542
7	1:00.597	+2.036		13:20:22.139
Best Tm: 58.561				

Lap	Lap Tm	Diff	Gap	Time of Day
(7) Andrus Allika				
1	1:02.402	+3.894		13:14:27.975
2	59.495	+0.987		13:15:27.470
3	58.986	+0.478		13:16:26.456
4	58.645	+0.137		13:17:25.101
5	58.838	+0.330		13:18:23.939
6	1:01.899	+3.391		13:19:25.838
7	58.508	-3.391		13:20:24.346
Best Tm: 58.508				

Lap	Lap Tm	Diff	Gap	Time of Day
(55) Andres Rohtla				
1	1:04.365	+6.584		13:14:30.619
2	58.929	+1.148		13:15:29.548
3	58.717	+0.936		13:16:28.265
4	57.781	-0.936		13:17:26.046
5	58.587	+0.806		13:18:24.633

Lap	Lap Tm	Diff	Gap	Time of Day
6	1:01.574	+3.793	+2.987	13:19:26.207
7	58.926	+1.145	-2.648	13:20:25.133
Best Tm: 57.781				

Lap	Lap Tm	Diff	Gap	Time of Day
(26) Simo Viilas				
1	1:02.951	+5.039		13:14:28.985
2	58.892	+0.980		13:15:27.877
3	59.065	+1.153		13:16:26.942
4	58.547	+0.635		13:17:25.489
5	57.912	-0.635		13:18:23.401
Best Tm: 57.912				

Lap	Lap Tm	Diff	Gap	Time of Day
(41) Martin Kutser				
1	1:00.225	+1.859		13:14:25.296
2	58.366	-1.859		13:15:23.662
3	1:13.849	+15.483	+15.483	13:16:37.511
Best Tm: 58.366				

Lap	Lap Tm	Diff	Gap	Time of Day
(17) Martin Tomson				
Best Tm:				

Lap	Lap Tm	Diff	Gap	Time of Day
(20) Martin Suurna				
Best Tm:				





Superkrossi karikavõistluste IX etapp

Lapchart

Rahvakross

Ohekatku autokrossirada 1,200 Km

Rahvakross - 2. poolfinaal - 7 ringi

15.09.2013 13:10

Race (7 Laps) started at 13:13:24

Competitors

	Laps								
		0	1	2	3	4	5	6	7
Janar Lehtniit (14)	1	14	14	14	14	14	14	14	14
Martin Kutser (41)	2	41	46	46	46	46	46	46	46
Siim Ots (46)	3	46	11	11	11	11	11	11	11
Ivo Uutar (11)	4	11	41	41	30	30	30	30	30
Andrus Allika (7)	5	7	30	30	57	57	57	57	57
Alar Talivee (57)	6	57	57	57	7	7	26	7	7
Simo Viilas (26)	7	26	7	7	26	26	7	55	55
Reimo Aas (30)	8	30	26	26	55	55	55		
Andres Rohkla (55)	9	55	55	55	41				
Martin Suurna (20)	10	20							
Martin Tomson (17)	11	17							



Superkrossi karikavõistluste IX etapp

Sorted on Laps

Rahvakross

Ohekatku autokrossirada 1,200 Km

Rahvakross - finaal - 9 ringi

15.09.2013 14:30

Race (9 Laps) started at 14:47:34

Pos	No.	Name	Nat	Race Team	Car	Laps	Total Tm	Diff	Best Tm
1	14	Janar Lehtniit	EST	Erki Sport	Volkswagen Golf II	9	8:31.225		55.982
2	41	Martin Kutser	EST	Erki Sport	Lada Samara	9	8:49.053	17.828	56.979
3	46	Siim Ots	EST	Erki Sport	Volkswagen Golf II	9	8:50.066	18.841	57.965
4	11	Ivo Uutar	EST	Erki Sport	Peugeot 205 GTI	9	8:58.632	27.407	57.873
5	30	Reimo Aas	EST	Erki Sport	Volkswagen Golf II	9	9:01.582	30.357	58.279
6	55	Andres Rohtla	EST	Erki Sport	Volkswagen Golf II	9	9:03.909	32.684	58.895
7	7	Andrus Allika	EST	Erki Sport	Lada 2105	9	9:05.667	34.442	58.877
8	57	Alar Talivee	EST	Erki Sport	Lada 2106	9	9:30.475	59.250	59.999

Not classified

DNS	17	Martin Tomson	EST	Halinga Rally Team	Lada 2017		0.000	DNS	
DNS	26	Simo Viilas	EST	LaitseRallyPark	Opel Ascona		0.000	DNS	
DNS	20	Martin Suurna	EST	Erki Sport	Lada Samara		0.000	DNS	

Margin of Victory	Avg. Speed	Best Lap Tm	Best Speed	Best Lap by
17.828	76,053	55.982	77,168	14 - Janar Lehtniit

Korraldaja: MTÜ Erki Sport www.superkross.ee

Orbits

Võistluse juht: Erko Eriste

Võistluse sekretär: Maris Mandre

Võistluse ajamõõtja: Asper Leppik Tulemused ja ringiajad: www.mylaps.ee

Printed: 16.09.2013 2:40:05





Superkrossi karikavõistluste IX etapp


Rahvakross

Ohekatku autokrossirada 1,200 Km

Rahvakross - finaal - 9 ringi

15.09.2013 14:30

Race (9 Laps) started at 14:47:34



Lap	Lap Tm	Diff	Gap	Time of Day
(14) Janar Lehtniit				
1	56.261	+0.279		14:48:30.609
2	55.982	-0.279		14:49:26.591
3	56.736	+0.754		14:50:23.327
4	56.923	+0.941		14:51:20.250
5	57.478	+1.496		14:52:17.728
6	57.263	+1.281		14:53:14.991
7	57.468	+1.486		14:54:12.459
8	56.543	+0.561		14:55:09.002
9	56.571	+0.589		14:56:05.573
Best Tm: 55.982				

Lap	Lap Tm	Diff	Gap	Time of Day
(41) Martin Kutser				
1	56.979			14:48:31.719
2	58.673	+1.694		14:49:30.392
3	1:00.690	+3.711		14:50:31.082
4	59.224	+2.245		14:51:30.306
5	58.927	+1.948		14:52:29.233
6	59.349	+2.370		14:53:28.582
7	58.781	+1.802		14:54:27.363
8	58.011	+1.032		14:55:25.374
9	58.027	+1.048		14:56:23.401
Best Tm: 56.979				

Lap	Lap Tm	Diff	Gap	Time of Day
(46) Siim Ots				
1	1:00.441	+2.476		14:48:34.875
2	58.185	+0.220		14:49:33.060
3	59.555	+1.590		14:50:32.615
4	59.847	+1.882		14:51:32.462
5	58.710	+0.745		14:52:31.172
6	58.531	+0.566		14:53:29.703
7	58.342	+0.377		14:54:28.045
8	57.965	-0.377		14:55:26.010
9	58.404	+0.439		14:56:24.414
Best Tm: 57.965				

Lap	Lap Tm	Diff	Gap	Time of Day
(11) Ivo Uutar				
1	1:01.226	+3.353		14:48:35.967
2	59.357	+1.484		14:49:35.324
3	59.373	+1.500		14:50:34.697
4	59.012	+1.139		14:51:33.709
5	59.954	+2.081		14:52:33.663
6	58.455	+0.582		14:53:32.118
7	57.873	-0.582		14:54:29.991
8	58.966	+1.093		14:55:28.957
9	1:04.023	+6.150		14:56:32.980
Best Tm: 57.873				

Lap	Lap Tm	Diff	Gap	Time of Day
(30) Reimo Aas				
1	1:01.448	+3.169		14:48:36.665
2	59.940	+1.661		14:49:36.605
3	58.822	+0.543		14:50:35.427
4	59.362	+1.083		14:51:34.789
5	1:02.028	+3.749		14:52:36.817
6	1:02.835	+4.556		14:53:39.652
7	59.115	+0.836		14:54:38.767
8	58.884	+0.605		14:55:37.651
9	58.279	-0.605		14:56:35.930
Best Tm: 58.279				

Lap	Lap Tm	Diff	Gap	Time of Day
(55) Andres Rohla				
1	1:02.528	+3.633		14:48:38.211
2	59.742	+0.847		14:49:37.953
3	1:00.871	+1.976		14:50:38.824
4	58.895	-1.976		14:51:37.719
5	59.591	+0.696		14:52:37.310
6	1:00.769	+1.874		14:53:38.079

Lap	Lap Tm	Diff	Gap	Time of Day
7	59.893	+0.998		14:54:37.972
8	1:00.158	+1.263		14:55:38.130
9	1:00.127	+1.232		14:56:38.257
Best Tm: 58.895				

Lap	Lap Tm	Diff	Gap	Time of Day
(7) Andrus Allika				
1	1:04.277	+5.400		14:48:39.494
2	1:00.666	+1.789		14:49:40.160
3	59.605	+0.728		14:50:39.765
4	59.411	+0.534		14:51:39.176
5	59.013	+0.136		14:52:38.189
6	59.061	+0.184		14:53:37.250
7	1:00.262	+1.385		14:54:37.512
8	58.877	-1.385		14:55:36.389
9	1:03.626	+4.749		14:56:40.015
Best Tm: 58.877				

Lap	Lap Tm	Diff	Gap	Time of Day
(57) Alar Talivee				
1	1:20.994	+20.995		14:48:55.936
2	1:03.203	+3.204		14:49:59.139
3	1:00.694	+0.695		14:50:59.833
4	1:00.675	+0.676		14:52:00.508
5	1:00.127	+0.128		14:53:00.635
6	1:00.480	+0.481		14:54:01.115
7	59.999	-0.481		14:55:01.114
8	1:00.667	+0.668		14:56:01.781
9	1:03.042	+3.043		14:57:04.823
Best Tm: 59.999				

Lap	Lap Tm	Diff	Gap	Time of Day
(17) Martin Tomson				
Best Tm:				

Lap	Lap Tm	Diff	Gap	Time of Day
(26) Simo Viilas				
Best Tm:				

Lap	Lap Tm	Diff	Gap	Time of Day
(20) Martin Suurna				
Best Tm:				





Superkrossi karikavõistluste IX etapp

Lapchart

Rahvakross

Ohekatku autokrossirada 1,200 Km

Rahvakross - finaal - 9 ringi

15.09.2013 14:30

Race (9 Laps) started at 14:47:34

Competitors	Laps										
	0	1	2	3	4	5	6	7	8	9	
Janar Lehtniit (14)	1	14	14	14	14	14	14	14	14	14	14
Siim Ots (46)	2	46	41	41	41	41	41	41	41	41	41
Martin Kutser (41)	3	41	46	46	46	46	46	46	46	46	46
Ivo Uutar (11)	4	11	11	11	11	11	11	11	11	11	11
Alar Talivee (57)	5	57	30	30	30	30	30	7	7	7	30
Reimo Aas (30)	6	30	55	55	55	55	55	55	55	30	55
Andrus Allika (7)	7	7	7	7	7	7	7	30	30	55	7
Andres Rohhla (55)	8	55	57	57	57	57	57	57	57	57	57
Martin Suurna (20)	9	20									
Simo Viilas (26)	10	26									
Martin Tomson (17)	11	17									



Superkrossi karikavõistluste IX etapp

Rahvakross

Ohekatku autokrossirada 1,200 Km

Rahvakross - 1 + 2 punktid

Pos	No.	Name	Race Team	Car	R1.	R2.	otal point
1	14	Janar Lehtniit	Erki Sport	Volkswagen Golf II	1	1	2
2	46	Siim Ots	Erki Sport	Volkswagen Golf II	3	2	5
3	11	Ivo Uutar	Erki Sport	Peugeot 205 GTI	4	3	7
4	57	Alar Talivee	Erki Sport	Lada 2106	5	5	10
5	41	Martin Kutser	Erki Sport	Lada Samara	2	9	11
6	30	Reimo Aas	Erki Sport	Volkswagen Golf II	8	4	12
7	7	Andrus Allika	Erki Sport	Lada 2105	6	6	12
8	55	Andres Rohtla	Erki Sport	Volkswagen Golf II	9	7	16
9	26	Simo Viilas	LaitseRallyPark	Opel Ascona	10	8	18
10	17	Martin Tomson	Halinga Rally Team	Lada 2017	7	90	97
DNS	20	Martin Suurna	Erki Sport	Lada Samara	90	90	180



Superkrossi karikavõistluste IX etapp

Rahvakross

Ohekatku autokrossirada 1,200 Km

Rahvakross - päeva parimate ringiaegade edetabel

Pos	No.	Name	Nat	Overall BestTm	Diff	Class	Car
1	14	Janar Lehtniit	EST	54.181		Rahvakross	Volkswagen Golf II
2	41	Martin Kutser	EST	54.199	0.018	Rahvakross	Lada Samara
3	46	Siim Ots	EST	56.446	2.265	Rahvakross	Volkswagen Golf II
4	11	Ivo Uutar	EST	56.877	2.696	Rahvakross	Peugeot 205 GTI
5	30	Reimo Aas	EST	57.287	3.106	Rahvakross	Volkswagen Golf II
6	55	Andres Rohtla	EST	57.781	3.600	Rahvakross	Volkswagen Golf II
7	26	Simo Viilas	EST	57.912	3.731	Rahvakross	Opel Ascona
8	17	Martin Tomson	EST	58.176	3.995	Rahvakross	Lada 2017
9	7	Andrus Allika	EST	58.182	4.001	Rahvakross	Lada 2105
10	57	Alar Talivee	EST	58.451	4.270	Rahvakross	Lada 2106
11	20	Martin Suurna	EST	59.700	5.519	Rahvakross	Lada Samara