



SKY
plus



SuperMoto
championship

SUPERMOTO ESTONIAN CHAMPIONSHIP 7. ROUND
Audru Circuit, Pärnu, Estonia
21.08.2010

EAL TIMING
SPORTS TIMING

MYLAPS
SPORTS TIMING

Timing and Results by EAL Timing

<http://www.supermoto.ee>



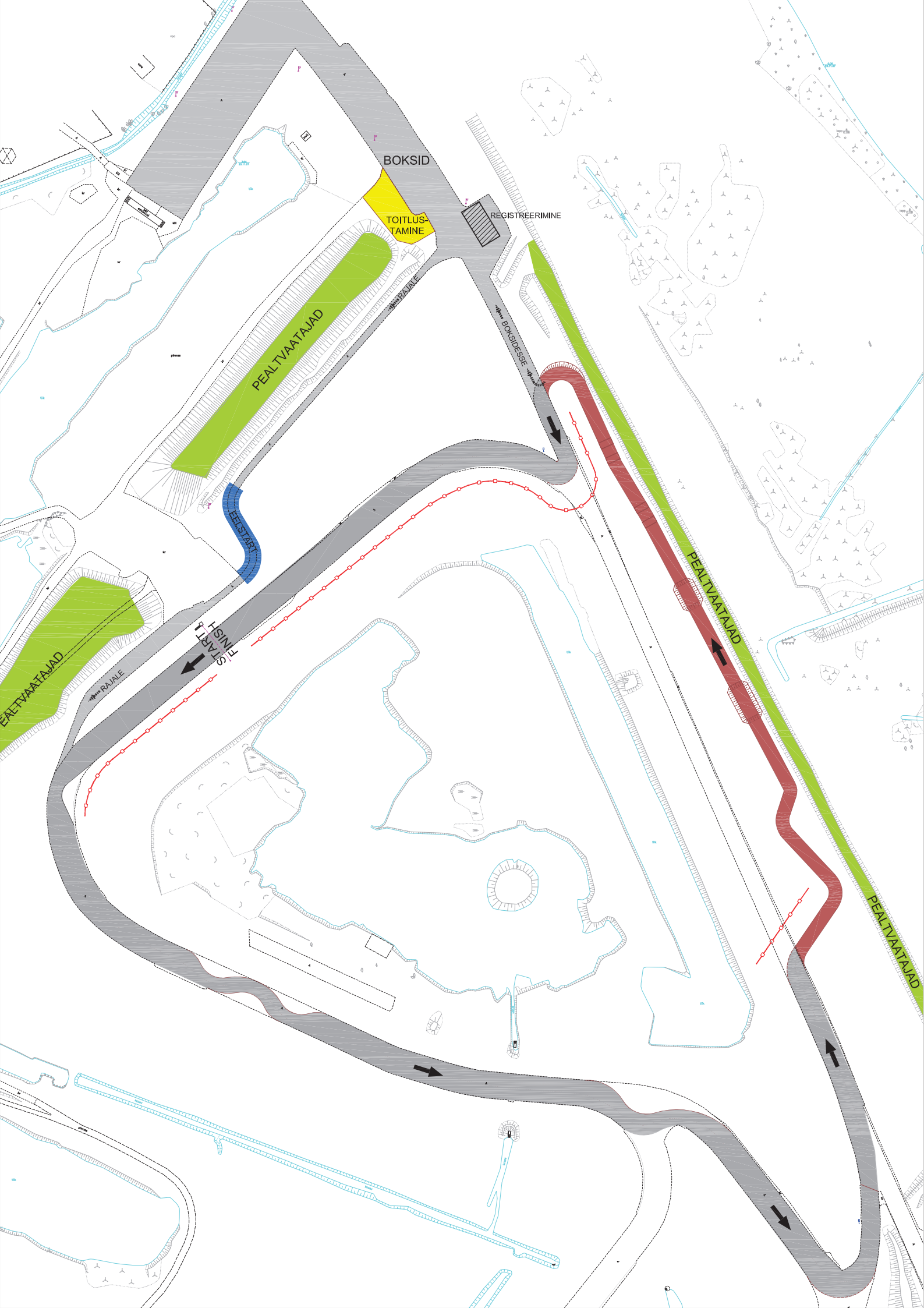
DREAMER

AMPS Catering Järve



DUNLOP
Motorsport





BOKSID

TOITLUS-TAMINE

REGISTREERIMINE

PEALVAATAJAD

PEALVAATAJAD

PEALVAATAJAD

PEALVAATAJAD

TSI-START
PILTI

EEL-START

RAVALE


BOKSISE

→

←

→

→



DREAMER

Catering
AMPS JärveDUNLOP
Motorsportarle
REKLAM

Sky Plus Supermoto Eesti MV VII etapp

Sorted on Best Lap time

Mini SM Audru supermoto ringrada 1,267 Km

Mini SM - Vabatreeningsõit 21.08.2010 09:30

Practice started at 9:31:34

Pos	No.	Name	Nat	Entrant/Race Team	Make	Best Tm	Diff	Gap	Laps	In Lap	Best Speed
1	56	Prants Pals	EST	Saku MK	PitsterPro	1:17.108			10	10	59,153
2	51	Patrick Pals	EST	Saku MK	PitsterPro	1:17.283	0.175	0.175	9	8	59,019
3	23	Mikk Tagapere	EST	ATM Racing	Pitpro	1:18.693	1.585	1.410	8	7	57,962
4	1	Henri Remma	EST	ATM Racing	Pitpro	1:19.449	2.341	0.756	6	4	57,410
5	64	Kevin Gerretz	EST	ATM Racing	Pitpro	1:19.578	2.470	0.129	9	6	57,317
6	6	Marthi Lepik	EST	Mini RC	Pitpro	1:19.848	2.740	0.270	7	2	57,124
7	2	Marko Lepik	EST	Mini RC	Pitpro	1:20.785	3.677	0.937	7	6	56,461
8	99	Kaido Ploompuu	EST	Mini RC	Pitpro	1:22.314	5.206	1.529	6	4	55,412
9	101	Cardo Veski	EST	Bucci Moto Estonia	Bucci Moto	1:23.210	6.102	0.896	8	5	54,816
10	43	Andy Piip	EST	Bucci Moto Estonia	Bucci Moto	1:23.428	6.320	0.218	8	5	54,672
11	90	Risto Õiemets	EST	Mini RC	SYM	1:23.537	6.429	0.109	5	5	54,601
12	98	Kristjan Kuill	EST	Motobox RT	PitsterPro	1:23.608	6.500	0.071	9	6	54,555
13	73	Kaspar Korsar	EST	Viljandi VMK	PitsterPro	1:29.289	12.181	5.681	8	7	51,084
14	301	Joonas Hein	EST	Bucci Moto Estonia	Bucci Moto	1:31.039	13.931	1.750	8	8	50,102
15	324	Marko Rebane	EST	Mini RC	PitsterPro	1:32.782	15.674	1.743	5	2	49,160



Sky Plus Supermoto Eesti MV VII etapp

Mini SM Audru supermoto ringrada 1,267 Km

Mini SM - Vabatreeningsõit


21.08.2010 09:30

Practice started at 9:31:34

Lap	Lap Tm	Diff	Time of Day
(56) Prants Pals			
1	1:29.524	+12.416	9:33:20.344
2	1:18.334	+1.226	9:34:38.678
3	1:20.907	+3.799	9:35:59.585
4	1:34.743	+17.635	9:37:34.328
5	1:29.462	+12.354	9:39:03.790
6	1:19.056	+1.948	9:40:22.846
7	1:19.021	+1.913	9:41:41.867
8	1:52.522	+35.414	9:43:34.389
9	1:19.175	+2.067	9:44:53.564
10	1:17.108		9:46:10.672
(51) Patrick Pals			
1	1:59.999	+42.716	9:36:00.684
2	1:21.737	+4.454	9:37:22.421
3	1:24.216	+6.933	9:38:46.637
4	1:24.994	+7.711	9:40:11.631
5	1:17.584	+0.301	9:41:29.215
6	1:18.360	+1.077	9:42:47.575
7	1:50.694	+33.411	9:44:38.269
8	1:17.283		9:45:55.552
9	1:17.576	+0.293	9:47:13.128
(23) Mikko Tagapere			
1	1:34.920	+16.227	9:35:32.965
2	1:51.137	+32.444	9:37:24.102
3	1:19.540	+0.847	9:38:43.642
4	1:22.269	+3.576	9:40:05.911
5	2:10.248	+51.555	9:42:16.159
6	1:20.820	+2.127	9:43:36.979
7	1:18.693		9:44:55.672
8	1:19.216	+0.523	9:46:14.888
(1) Henri Remma			
1	1:31.158	+11.709	9:38:11.806
2	1:22.228	+2.779	9:39:34.034
3	1:21.690	+2.241	9:40:55.724
4	1:19.449		9:42:15.173
5	3:38.490	+2:19.041	9:45:53.663
6	1:29.081	+9.632	9:47:22.744
(64) Kevin Gerretz			
1	1:23.945	+4.367	9:35:07.788
2	1:24.010	+4.432	9:36:31.798
3	1:22.861	+3.283	9:37:54.659
4	1:20.662	+1.084	9:39:15.321
5	1:20.200	+0.622	9:40:35.521
6	1:19.578		9:41:55.099
7	1:19.693	+0.115	9:43:14.792
8	1:19.827	+0.249	9:44:34.619
9	1:20.054	+0.476	9:45:54.673
(6) Marthi Lepik			
1	1:24.109	+4.261	9:34:43.954
2	1:19.848		9:36:03.802
3	1:27.710	+7.862	9:37:31.512
4	1:28.639	+8.791	9:39:00.151
5	3:52.638	+2:32.790	9:42:52.789
6	2:19.087	+59.239	9:45:11.876
7	1:37.184	+17.336	9:46:49.060
(2) Marko Lepik			
1	1:30.049	+9.264	9:37:02.023
2	1:23.100	+2.315	9:38:25.123
3	1:23.232	+2.447	9:39:48.355

Lap	Lap Tm	Diff	Time of Day
4	1:23.436	+2.651	9:41:11.791
5	2:31.570	+1:10.785	9:43:43.361
6	1:20.785		9:45:04.146
7	1:20.973	+0.188	9:46:25.119
(99) Kaido Ploompuu			
1	1:25.900	+3.586	9:35:00.873
2	1:23.136	+0.822	9:36:24.009
3	1:22.928	+0.614	9:37:46.937
4	1:22.314		9:39:09.251
5	1:22.424	+0.110	9:40:31.675
6	2:03.972	+41.658	9:42:35.647
(101) Cardo Veski			
1	1:27.626	+4.416	9:35:21.363
2	1:47.743	+24.533	9:37:09.106
3	1:29.626	+6.416	9:38:38.732
4	2:00.296	+37.086	9:40:39.028
5	1:23.210		9:42:02.238
6	2:02.143	+38.933	9:44:04.381
7	1:25.003	+1.793	9:45:29.384
8	1:28.255	+5.045	9:46:57.639
(43) Andy Piip			
1	1:27.108	+3.680	9:35:35.916
2	1:24.100	+0.672	9:37:00.016
3	1:24.182	+0.754	9:38:24.198
4	1:23.728	+0.300	9:39:47.926
5	1:23.428		9:41:11.354
6	2:55.347	+1:31.919	9:44:06.701
7	1:30.692	+7.264	9:45:37.393
8	1:29.433	+6.005	9:47:06.826
(90) Risto Õiemets			
1	1:24.954	+1.417	9:35:03.278
2	1:25.076	+1.539	9:36:28.354
3	1:24.951	+1.414	9:37:53.305
4	2:37.577	+1:14.040	9:40:30.882
5	1:23.537		9:41:54.419
(98) Kristjan Kuill			
1	1:25.306	+1.698	9:34:49.709
2	1:24.657	+1.049	9:36:14.366
3	1:25.763	+2.155	9:37:40.129
4	1:26.218	+2.610	9:39:06.347
5	1:24.027	+0.419	9:40:30.374
6	1:23.608		9:41:53.982
7	1:23.830	+0.222	9:43:17.812
8	1:24.009	+0.401	9:44:41.821
9	1:25.237	+1.629	9:46:07.058
(73) Kaspar Korsar			
1	1:36.475	+7.186	9:36:18.095
2	1:33.910	+4.621	9:37:52.005
3	1:34.059	+4.770	9:39:26.064
4	1:53.960	+24.671	9:41:20.024
5	1:31.952	+2.663	9:42:51.976
6	1:29.944	+0.655	9:44:21.920
7	1:29.289		9:45:51.209
8	1:32.338	+3.049	9:47:23.547
(301) Joonas Hein			
1	1:36.819	+5.780	9:36:19.434
2	1:35.406	+4.367	9:37:54.840
3	1:32.940	+1.901	9:39:27.780
4	1:33.392	+2.353	9:41:01.172

Lap	Lap Tm	Diff	Time of Day
5	1:31.896	+0.857	9:42:33.068
6	1:33.996	+2.957	9:44:07.064
7	1:31.273	+0.234	9:45:38.337
8	1:31.039		9:47:09.376
(324) Marko Rebane			
1	1:36.063	+3.281	9:40:38.675
2	1:32.782		9:42:11.457
3	1:32.883	+0.101	9:43:44.340
4	1:42.817	+10.035	9:45:27.157
5	1:34.045	+1.263	9:47:01.202



DREAMER

Catering
AMPS JärveDUNLOP
Motorsportarle
REKLAM

Sky Plus Supermoto Eesti MV VII etapp

Sorted on Best Lap time

Mini SM Audru supermoto ringrada 1,267 Km

Mini SM - Kvalifikatsioonisõit 21.08.2010 10:50

Qualifying started at 10:50:02

Pos	No.	Name	Nat	Entrant/Race Team	Make	Best Tm	Diff	Gap	Laps	In Lap	Best Speed
1	23	Mikk Tagapere	EST	ATM Racing	Pitpro	1:14.228			7	5	61,449
2	51	Patrick Pals	EST	Saku MK	PitsterPro	1:14.321	0.093	0.093	9	9	61,372
3	1	Henri Remma	EST	ATM Racing	Pitpro	1:15.176	0.948	0.855	5	3	60,674
4	6	Marthi Lepik	EST	Mini RC	Pitpro	1:15.847	1.619	0.671	10	10	60,137
5	101	Cardo Veski	EST	Bucci Moto Estonia	Bucci Moto	1:16.453	2.225	0.606	10	8	59,660
6	56	Prants Pals	EST	Saku MK	PitsterPro	1:16.541	2.313	0.088	4	4	59,592
7	2	Marko Lepik	EST	Mini RC	Pitpro	1:18.058	3.830	1.517	8	3	58,433
8	99	Kaido Ploompuu	EST	Mini RC	Pitpro	1:19.401	5.173	1.343	8	4	57,445
9	98	Kristjan Kuill	EST	Motobox RT	PitsterPro	1:21.265	7.037	1.864	9	8	56,127
10	90	Risto Õiemets	EST	Mini RC	SYM	1:22.558	8.330	1.293	8	5	55,248
11	33	Olavi Villo	EST	Mini RC	Pitpro	1:25.626	11.398	3.068	8	7	53,269
12	301	Joonas Hein	EST	Bucci Moto Estonia	Bucci Moto	1:26.646	12.418	1.020	9	9	52,642
13	73	Kaspar Korsar	EST	Viljandi VMK	PitsterPro	1:27.302	13.074	0.656	8	8	52,246
14	324	Marko Rebane	EST	Mini RC	PitsterPro	1:29.141	14.913	1.839	8	8	51,168
15	43	Andy Piip	EST	Bucci Moto Estonia	Bucci Moto				0	-	-



Sky Plus Supermoto Eesti MV VII etapp


Mini SM Audru supermoto ringrada 1,267 Km

Mini SM - Kvalifikatsioonisõit 21.08.2010 10:50

Qualifying started at 10:50:02

Lap	Lap Tm	Diff	Time of Day
(23) Mikk Tagapere			
1	1:18.100	+3.872	10:53:41.432
2	1:14.761	+0.533	10:54:56.193
3	1:17.258	+3.030	10:56:13.451
4	1:42.775	+28.547	10:57:56.226
5	1:14.228		10:59:10.454
6	1:16.973	+2.745	11:00:27.427
7	4:10.244	+2:56.016	11:04:37.671
(51) Patrick Pals			
1	1:17.682	+3.361	10:53:43.021
2	1:30.282	+15.961	10:55:13.303
3	1:16.363	+2.042	10:56:29.666
4	1:14.715	+0.394	10:57:44.381
5	1:15.885	+1.564	10:59:00.266
6	1:14.652	+0.331	11:00:14.918
7	2:01.511	+47.190	11:02:16.429
8	1:16.320	+1.999	11:03:32.749
9	1:14.321		11:04:47.070
(1) Henri Remma			
1	1:19.925	+4.749	10:54:24.787
2	1:27.199	+12.023	10:55:51.986
3	1:15.176		10:57:07.162
4	5:00.189	+3:45.013	11:02:07.351
5	1:40.133	+24.957	11:03:47.484
(6) Marthi Lepik			
1	1:21.537	+5.690	10:53:20.105
2	1:19.358	+3.511	10:54:39.463
3	1:17.915	+2.068	10:55:57.378
4	1:22.243	+6.396	10:57:19.621
5	1:34.419	+18.572	10:58:54.040
6	1:16.044	+0.197	11:00:10.084
7	1:23.983	+8.136	11:01:34.067
8	1:16.694	+0.847	11:02:50.761
9	1:41.335	+25.488	11:04:32.096
10	1:15.847		11:05:47.943
(101) Cardo Veski			
1	1:20.799	+4.346	10:53:06.488
2	1:43.006	+26.553	10:54:49.494
3	1:18.245	+1.792	10:56:07.739
4	1:32.501	+16.048	10:57:40.240
5	1:17.799	+1.346	10:58:58.039
6	1:16.540	+0.087	11:00:14.579
7	1:33.651	+17.198	11:01:48.230
8	1:16.453		11:03:04.683
9	1:17.022	+0.569	11:04:21.705
10	1:16.456	+0.003	11:05:38.161
(56) Prants Pals			
1	1:18.892	+2.351	10:53:09.033
2	1:18.207	+1.666	10:54:27.240
3	1:17.637	+1.096	10:55:44.877
4	1:16.541		10:57:01.418
(2) Marko Lepik			
1	1:22.900	+4.842	10:54:07.608
2	1:18.238	+0.180	10:55:25.846
3	1:18.058		10:56:43.904
4	1:19.652	+1.594	10:58:03.556
5	2:12.488	+54.430	11:00:16.044
6	2:03.963	+45.905	11:02:20.007
7	1:19.165	+1.107	11:03:39.172

Lap	Lap Tm	Diff	Time of Day
8	1:18.139	+0.081	11:04:57.311
(99) Kaido Ploompuu			
1	2:01.215	+41.814	10:54:59.516
2	1:22.599	+3.198	10:56:22.115
3	1:20.656	+1.255	10:57:42.771
4	1:19.401		10:59:02.172
5	2:06.544	+47.143	11:01:08.716
6	1:24.108	+4.707	11:02:32.824
7	1:21.978	+2.577	11:03:54.802
8	1:20.489	+1.088	11:05:15.291
(98) Kristjan Kuill			
1	1:24.481	+3.216	10:54:07.842
2	1:30.435	+9.170	10:55:38.277
3	1:22.420	+1.155	10:57:00.697
4	1:22.195	+0.930	10:58:22.892
5	1:22.019	+0.754	10:59:44.911
6	1:22.568	+1.303	11:01:07.479
7	1:21.543	+0.278	11:02:29.022
8	1:21.265		11:03:50.287
9	1:22.215	+0.950	11:05:12.502
(90) Risto Õiemets			
1	1:23.869	+1.311	10:54:35.489
2	2:02.550	+39.992	10:56:38.039
3	1:25.009	+2.451	10:58:03.048
4	1:23.105	+0.547	10:59:26.153
5	1:22.558		11:00:48.711
6	1:23.055	+0.497	11:02:11.766
7	1:43.103	+20.545	11:03:54.869
8	1:23.211	+0.653	11:05:18.080
(33) Olavi Villo			
1	1:32.815	+7.189	10:55:09.348
2	1:30.642	+5.016	10:56:39.990
3	1:31.554	+5.928	10:58:11.544
4	1:26.588	+0.962	10:59:38.132
5	1:26.052	+0.426	11:01:04.184
6	1:26.334	+0.708	11:02:30.518
7	1:25.626		11:03:56.144
8	1:25.891	+0.265	11:05:22.035
(301) Joonas Hein			
1	1:27.791	+1.145	10:53:47.073
2	1:28.630	+1.984	10:55:15.703
3	1:27.552	+0.906	10:56:43.255
4	1:27.121	+0.475	10:58:10.376
5	1:28.533	+1.887	10:59:38.909
6	1:28.008	+1.362	11:01:06.917
7	1:28.593	+1.947	11:02:35.510
8	1:31.382	+4.736	11:04:06.892
9	1:26.646		11:05:33.538
(73) Kaspar Korsar			
1	1:31.247	+3.945	10:54:27.752
2	1:28.990	+1.688	10:55:56.742
3	1:28.199	+0.897	10:57:24.941
4	1:29.151	+1.849	10:58:54.092
5	1:43.088	+15.786	11:00:37.180
6	2:15.418	+48.116	11:02:52.598
7	1:27.405	+0.103	11:04:20.003
8	1:27.302		11:05:47.305
(324) Marko Rebane			
1	1:32.608	+3.467	10:54:59.088



DREAMER

Catering
AMPS Jäve

DUNLOP
Motorsport

arle
REKLAA M

JETOIL
powered by nature

alpinestars



Sky Plus Supermoto Eesti MV VII etapp

Mini SM

Audru supermoto ringrada 1,267 Km

Mini SM - Kvalifikatsioonisõit

21.08.2010 10:50

Qualifying started at 10:50:02



Rolling Start

POLE POSITION

4

6 Marthi Lepik
1:15.847
Pitpro

8

99 K. Ploompuu
1:19.401
Pitpro

12

301 Joonas Hein
1:26.646
Bucci Moto

3

1 Henri Remma
1:15.176
Pitpro

7

2 Marko Lepik
1:18.058
Pitpro

11

33 Olavi Villo
1:25.626
Pitpro

15

43 Andy Piip
Bucci Moto

2

51 Patrick Pals
1:14.321
PitsterPro

6

56 Prants Pals
1:16.541
PitsterPro

10

90 Risto Õiemets
1:22.558
SYM

14

324 M. Rebane
1:29.141
PitsterPro

1

23 Mikk Tagapere
1:14.228
Pitpro

5

101 Cardo Veski
1:16.453
Bucci Moto


9

98 Kristjan Kuill
1:21.265
PitsterPro

13

73 Kaspar Korsar
1:27.302
PitsterPro

1
2
3
4



DREAMER

Catering
AMPS JärveDUNLOP
Motorsportarle
REKLAA M

Sky Plus Supermoto Eesti MV VII etapp

Sorted on Laps

Mini SM Audru supermoto ringrada 1,267 Km

Mini SM - Võidusõit - I - 10 minutit + 2 ringi race

21.08.2010 12:30

Race started at 12:31:22

Pos	No.	Name	Nat	Entrant/Race Team	Make	Laps	Total Tm	Diff	Best Tm	In Lap	Best Speed	Points
1	23	Mikk Tagapere	EST	ATM Racing	Pitpro	10	13:08.698		1:16.964	5	59,264	60
2	1	Henri Remma	EST	ATM Racing	Pitpro	10	13:28.331	19.633	1:18.017	4	58,464	54
3	101	Cardo Veski	EST	Bucci Moto Estonia	Bucci Moto	10	13:30.476	21.778	1:19.075	5	57,682	50
4	6	Marthi Lepik	EST	Mini RC	Pitpro	10	13:31.807	23.109	1:18.815	7	57,872	47
5	51	Patrick Pals	EST	Saku MK	PitsterPro	10	14:04.604	55.906	1:16.995	3	59,240	44
6	43	Andy Piip	EST	Bucci Moto Estonia	Bucci Moto	10	14:12.325	1:03.627	1:23.534	7	54,603	42
7	98	Kristjan Kuill	EST	Motobox RT	PitsterPro	10	14:18.421	1:09.723	1:23.884	7	54,375	40
8	90	Risto Ōiemets	EST	Mini RC	SYM	10	14:20.756	1:12.058	1:24.207	4	54,167	38
9	2	Marko Lepik	EST	Mini RC	Pitpro	10	14:35.634	1:26.936	1:25.080	5	53,611	36
10	99	Kaido Ploompuu	EST	Mini RC	Pitpro	10	14:36.252	1:27.554	1:24.559	7	53,941	34
11	33	Olavi Villo	EST	Mini RC	Pitpro	9	13:24.100	1 Lap	1:26.612	7	52,662	32
12	73	Kaspar Korsar	EST	Viljandi VMK	PitsterPro	9	13:24.299	1 Lap	1:28.159	5	51,738	30
13	301	Joonas Hein	EST	Bucci Moto Estonia	Bucci Moto	9	13:48.360	1 Lap	1:30.365	2	50,475	28
14	324	Marko Rebane	EST	Mini RC	PitsterPro	9	14:24.079	1 Lap	1:31.559	3	49,817	27

Not classified (75% = 8 Laps)

DNS	56	Prants Pals	EST	Saku MK	PitsterPro		0.000	DNS		0	-	0
-----	----	-------------	-----	---------	------------	--	-------	-----	--	---	---	---

Margin of Victory	Avg. Speed	Best Lap Tm	Best Speed	Best Lap by
19.633	57,832	1:16.964	59,264	23 - Mikk Tagapere

Korraldus: Saksa Auto AMK

<http://www.supermoto.ee>

Orbits

Peakotunik: Margus Ostnik

Peasekretär: Annika Luige

Peaajamõõtja: Asper Leppik

Printed: 21.08.2010 19:31:18

EAL TIMING

MYLAPS
SPORTS TIMING



Sky Plus Supermoto Eesti MV VII etapp

Mini SM Audru supermoto ringrada 1,267 Km

Mini SM - Võidusõit - I - 10 minutit + 2 ringi race 21.08.2010 12:30

Race started at 12:31:22

Lap	Lap Tm	Diff	Time of Day
(23) Mikk Tagapere			
1	1:22.266	+5.302	12:32:44.854
2	1:17.870	+0.906	12:34:02.724
3	1:17.307	+0.343	12:35:20.031
4	1:17.141	+0.177	12:36:37.172
5	1:16.964		12:37:54.136
6	1:17.997	+1.033	12:39:12.133
7	1:18.618	+1.654	12:40:30.751
8	1:17.623	+0.659	12:41:48.374
9	1:21.263	+4.299	12:43:09.637
10	1:21.442	+4.478	12:44:31.079
(1) Henri Remma			
1	1:23.118	+5.101	12:32:45.649
2	1:20.733	+2.716	12:34:06.382
3	1:18.640	+0.623	12:35:25.022
4	1:18.017		12:36:43.039
5	1:18.142	+0.125	12:38:01.181
6	1:19.495	+1.478	12:39:20.676
7	1:19.360	+1.343	12:40:40.036
8	1:20.805	+2.788	12:42:00.841
9	1:24.313	+6.296	12:43:25.154
10	1:25.558	+7.541	12:44:50.712
(101) Cardo Veski			
1	1:23.572	+4.497	12:32:46.812
2	1:20.424	+1.349	12:34:07.236
3	1:19.383	+0.308	12:35:26.619
4	1:19.548	+0.473	12:36:46.167
5	1:19.075		12:38:05.242
6	1:20.006	+0.931	12:39:25.248
7	1:20.093	+1.018	12:40:45.341
8	1:20.736	+1.661	12:42:06.077
9	1:24.250	+5.175	12:43:30.327
10	1:22.530	+3.455	12:44:52.857
(6) Marthi Lepik			
1	1:25.577	+6.762	12:32:48.470
2	1:20.653	+1.838	12:34:09.123
3	1:19.405	+0.590	12:35:28.528
4	1:27.352	+8.537	12:36:55.880
5	1:21.234	+2.419	12:38:17.114
6	1:19.940	+1.125	12:39:37.054
7	1:18.815		12:40:55.869
8	1:19.580	+0.765	12:42:15.449
9	1:19.842	+1.027	12:43:35.291
10	1:18.897	+0.082	12:44:54.188
(51) Patrick Pals			
1	1:30.940	+13.945	12:32:53.321
2	1:19.732	+2.737	12:34:13.053
3	1:16.995		12:35:30.048
4	2:03.379	+46.384	12:37:33.427
5	1:18.736	+1.741	12:38:52.163
6	1:17.811	+0.816	12:40:09.974
7	1:18.332	+1.337	12:41:28.306
8	1:19.166	+2.171	12:42:47.472
9	1:19.528	+2.533	12:44:07.000
10	1:19.985	+2.990	12:45:26.985
(43) Andy Piip			
1	1:27.488	+3.954	12:32:52.196
2	1:23.694	+0.160	12:34:15.890
3	1:23.845	+0.311	12:35:39.735
4	1:25.473	+1.939	12:37:05.208

Lap	Lap Tm	Diff	Time of Day
5	1:24.669	+1.135	12:38:29.877
6	1:23.548	+0.014	12:39:53.425
7	1:23.534		12:41:16.959
8	1:24.439	+0.905	12:42:41.398
9	1:25.211	+1.677	12:44:06.609
10	1:28.097	+4.563	12:45:34.706
(98) Kristjan Kuil			
1	1:28.295	+4.411	12:32:52.039
2	1:25.728	+1.844	12:34:17.767
3	1:25.550	+1.666	12:35:43.317
4	1:25.402	+1.518	12:37:08.719
5	1:25.583	+1.699	12:38:34.302
6	1:23.954	+0.070	12:39:58.256
7	1:23.884		12:41:22.140
8	1:25.591	+1.707	12:42:47.731
9	1:26.588	+2.704	12:44:14.319
10	1:26.483	+2.599	12:45:40.802
(90) Risto Õiemets			
1	1:27.228	+3.021	12:32:51.124
2	1:24.907	+0.700	12:34:16.031
3	1:26.956	+2.749	12:35:42.987
4	1:24.207		12:37:07.194
5	1:24.515	+0.308	12:38:31.709
6	1:25.491	+1.284	12:39:57.200
7	1:24.904	+0.697	12:41:22.104
8	1:25.045	+0.838	12:42:47.149
9	1:26.504	+2.297	12:44:13.653
10	1:29.484	+5.277	12:45:43.137
(2) Marko Lepik			
1	1:29.453	+4.373	12:32:53.482
2	1:27.209	+2.129	12:34:20.691
3	1:25.494	+0.414	12:35:46.185
4	1:26.996	+1.916	12:37:13.181
5	1:25.080		12:38:38.261
6	1:25.695	+0.615	12:40:03.956
7	1:25.188	+0.108	12:41:29.144
8	1:27.840	+2.760	12:42:56.984
9	1:29.072	+3.992	12:44:26.056
10	1:31.959	+6.879	12:45:58.015
(99) Kaido Ploompuu			
1	1:30.206	+5.647	12:32:54.249
2	1:26.950	+2.391	12:34:21.199
3	1:26.061	+1.502	12:35:47.260
4	1:28.202	+3.643	12:37:15.462
5	1:25.658	+1.099	12:38:41.120
6	1:25.354	+0.795	12:40:06.474
7	1:24.559		12:41:31.033
8	1:27.564	+3.005	12:42:58.597
9	1:26.033	+1.474	12:44:24.630
10	1:34.003	+9.444	12:45:58.633
(33) Olavi Villo			
1	1:32.221	+5.609	12:32:57.263
2	1:28.560	+1.948	12:34:25.823
3	1:27.898	+1.286	12:35:53.721
4	1:28.317	+1.705	12:37:22.038
5	1:27.423	+0.811	12:38:49.461
6	1:28.348	+1.736	12:40:17.809
7	1:26.612		12:41:44.421
8	1:33.601	+6.989	12:43:18.022
9	1:28.459	+1.847	12:44:46.481

Lap	Lap Tm	Diff	Time of Day
(73) Kaspar Korsar			
1	1:32.481	+4.322	12:32:57.713
2	1:28.809	+0.650	12:34:26.522
3	1:28.760	+0.601	12:35:55.282
4	1:28.241	+0.082	12:37:23.523
5	1:28.159		12:38:51.682
6	1:28.562	+0.403	12:40:20.244
7	1:28.320	+0.161	12:41:48.564
8	1:29.713	+1.554	12:43:18.277
9	1:28.403	+0.244	12:44:46.680
(301) Joonas Hein			
1	1:34.572	+4.207	12:32:58.939
2	1:30.365		12:34:29.304
3	1:30.525	+0.160	12:35:59.829
4	1:30.602	+0.237	12:37:30.431
5	1:30.372	+0.007	12:39:00.803
6	1:30.870	+0.505	12:40:31.673
7	1:31.418	+1.053	12:42:03.091
8	1:33.463	+3.098	12:43:36.554
9	1:34.187	+3.822	12:45:10.741
(324) Marko Rebane			
1	1:35.730	+4.171	12:33:01.118
2	1:33.068	+1.509	12:34:34.186
3	1:31.559		12:36:05.745
4	1:40.137	+8.578	12:37:45.882
5	1:37.533	+5.974	12:39:23.415
6	1:36.358	+4.799	12:40:59.773
7	1:33.044	+1.485	12:42:32.817
8	1:36.081	+4.522	12:44:08.898
9	1:37.562	+6.003	12:45:46.460



DREAMER

Catering
AMPS Järve

DUNLOP
Motorsport

arle
REKLAA M

JETOIL
powered by nature

Alpinestars



Sky Plus Supermoto Eesti MV VII etapp

Lapchart

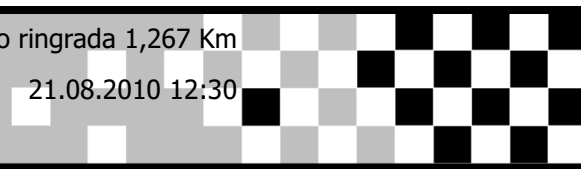
Mini SM

Audru supermoto ringrada 1,267 Km

Mini SM - Võidusõit - I - 10 minutit + 2 ringi race

21.08.2010 12:30


Race started at 12:31:22



Competitors

Laps

	0	1	2	3	4	5	6	7	8	9	10
Patrick Pals (51)	1	51	23	23	23	23	23	23	23	23	23
Henri Remma (1)	2	1	1	1	1	1	1	1	1	1	1
Mikk Tagapere (23)	3	23	101	101	101	101	101	101	101	101	101
Marthi Lepik (6)	4	6	6	6	6	6	6	6	6	6	6
Cardo Veski (101)	5	101	90	51	51	43	43	43	43	43	51
Kristjan Kuill (98)	6	98	98	43	43	90	90	90	90	90	51
Risto Õiemets (90)	7	90	43	90	90	98	98	98	98	51	90
Marko Lepik (2)	8	2	51	98	98	2	2	2	51	98	98
Kaido Ploompuu (99)	9	99	2	2	2	99	99	99	2	2	99
Joonas Hein (301)	10	301	99	99	99	33	33	51	99	99	2
Andy Piip (43)	11	43	33	33	33	73	73	33	33	33	33
Olavi Villo (33)	12	33	73	73	73	301	51	73	73	73	73
Kaspar Korsar (73)	13	73	301	301	301	51	301	301	301	301	301
Marko Rebane (324)	14	324	324	324	324	324	324	324	324	324	324
Prants Pals (56)	15	56									



DREAMER

Catering
AMPS JäveDUNLOP
Motorsportarle
REKLAA M

Sky Plus Supermoto Eesti MV VII etapp

Sorted on Laps

Mini SM Audru supermoto ringrada 1,267 Km

Mini SM - Võidusõit - II - 10 minutit + 2 ringi race 21.08.2010 14:00

Race started at 14:03:28

Pos	No.	Name	Nat	Entrant/Race Team	Make	Laps	Total Tm	Diff	Best Tm	In Lap	Best Speed	Points
1	23	Mikk Tagapere	EST	ATM Racing	Pitpro	10	12:58.356		1:16.561	3	59,576	60
2	51	Patrick Pals	EST	Saku MK	PitsterPro	10	13:07.000	8.644	1:17.275	8	59,026	54
3	1	Henri Remma	EST	ATM Racing	Pitpro	10	13:13.309	14.953	1:17.810	9	58,620	50
4	101	Cardo Veski	EST	Bucci Moto Estonia	Bucci Moto	10	13:14.313	15.957	1:16.961	6	59,266	47
5	2	Marko Lepik	EST	Mini RC	Pitpro	10	13:19.192	20.836	1:18.970	9	57,759	44
6	6	Marthi Lepik	EST	Mini RC	Pitpro	10	13:31.763	33.407	1:18.382	6	58,192	42
7	43	Andy Piip	EST	Bucci Moto Estonia	Bucci Moto	10	13:58.807	1:00.451	1:22.533	8	55,265	40
8	98	Kristjan Kuill	EST	Motobox RT	PitsterPro	9	13:00.160	1 Lap	1:25.093	3	53,603	38
9	73	Kaspar Korsar	EST	Viljandi VMK	PitsterPro	9	13:09.963	1 Lap	1:25.998	7	53,038	36
10	33	Olavi Villo	EST	Mini RC	Pitpro	9	13:15.162	1 Lap	1:24.615	6	53,905	34
11	301	Joonas Hein	EST	Bucci Moto Estonia	Bucci Moto	9	13:22.361	1 Lap	1:26.619	5	52,658	32
12	90	Risto Õiemets	EST	Mini RC	SYM	8	13:00.776	2 Laps	1:26.099	6	52,976	30

Not classified (75% = 8 Laps)

324 Marko Rebane EST Mini RC PitsterPro 3 5:33.100 7 Laps 1:41.611 2 44,889 0

99 Kaido Ploompuu EST Mini RC Pitpro 2 2:50.089 8 Laps 1:23.244 2 54,793 0

DNS 56 Prants Pals EST Saku MK PitsterPro 0.000 DNS 0 - 0

Announcements

Nr. 6 + 10 sek vale start

Margin of Victory	Avg. Speed	Best Lap Tm	Best Speed	Best Lap by
8.644	58,600	1:16.561	59,576	23 - Mikk Tagapere

Korraldus: Saksa Auto AMK

<http://www.supermoto.ee>

Orbits

Peakotunik: Margus Ostnik

Peasekretär: Annika Luige

Peaajamõõtja: Asper Leppik

Printed: 21.08.2010 19:32:31

EAL TIMING

MYLAPS
SPORTS TIMING




Sky Plus Supermoto Eesti MV VII etapp

Mini SM Audru supermoto ringrada 1,267 Km

Mini SM - Võidusõit - II - 10 minutit + 2 ringi race 21.08.2010 14:00

Race started at 14:03:28



Lap	Lap Tm	Diff	Time of Day
(23) Mikk Tagapere			
1	1:20.915	+4.354	14:04:49.434
2	1:18.524	+1.963	14:06:07.958
3	1:16.561		14:07:24.519
4	1:16.833	+0.272	14:08:41.352
5	1:16.811	+0.250	14:09:58.163
6	1:16.825	+0.264	14:11:14.988
7	1:16.741	+0.180	14:12:31.729
8	1:19.574	+3.013	14:13:51.303
9	1:18.432	+1.871	14:15:09.735
10	1:17.063	+0.502	14:16:26.798

Lap	Lap Tm	Diff	Time of Day
(51) Patrick Pals			
1	1:21.464	+4.189	14:04:49.906
2	1:19.151	+1.876	14:06:09.057
3	1:17.521	+0.246	14:07:26.578
4	1:19.064	+1.789	14:08:45.642
5	1:17.431	+0.156	14:10:03.073
6	1:17.514	+0.239	14:11:20.587
7	1:21.747	+4.472	14:12:42.334
8	1:17.275		14:13:59.609
9	1:18.359	+1.084	14:15:17.968
10	1:17.474	+0.199	14:16:35.442

Lap	Lap Tm	Diff	Time of Day
(1) Henri Remma			
1	1:20.729	+2.919	14:04:49.179
2	1:19.869	+2.059	14:06:09.048
3	1:19.754	+1.944	14:07:28.802
4	1:18.793	+0.983	14:08:47.595
5	1:18.705	+0.895	14:10:06.300
6	1:19.565	+1.755	14:11:25.865
7	1:19.246	+1.436	14:12:45.111
8	1:18.132	+0.322	14:14:03.243
9	1:17.810		14:15:21.053
10	1:20.698	+2.888	14:16:41.751

Lap	Lap Tm	Diff	Time of Day
(101) Cardo Veski			
1	1:22.914	+5.953	14:04:52.218
2	1:18.167	+1.206	14:06:10.385
3	1:18.615	+1.654	14:07:29.000
4	1:22.688	+5.727	14:08:51.688
5	1:22.488	+5.527	14:10:14.176
6	1:16.961		14:11:31.137
7	1:17.622	+0.661	14:12:48.759
8	1:17.583	+0.622	14:14:06.342
9	1:17.408	+0.447	14:15:23.750
10	1:19.005	+2.044	14:16:42.755

Lap	Lap Tm	Diff	Time of Day
(2) Marko Lepik			
1	1:21.291	+2.321	14:04:50.679
2	1:20.272	+1.302	14:06:10.951
3	1:19.274	+0.304	14:07:30.225
4	1:20.508	+1.538	14:08:50.733
5	1:19.101	+0.131	14:10:09.834
6	1:19.802	+0.832	14:11:29.636
7	1:19.616	+0.646	14:12:49.252
8	1:19.108	+0.138	14:14:08.360
9	1:18.970		14:15:27.330
10	1:20.304	+1.334	14:16:47.634

Lap	Lap Tm	Diff	Time of Day
(6) Marthi Lepik			
1	1:23.472	+5.090	14:04:52.240
2	1:20.234	+1.852	14:06:12.474
3	1:19.987	+1.605	14:07:32.461
4	1:19.264	+0.882	14:08:51.725

Lap	Lap Tm	Diff	Time of Day
5	1:19.608	+1.226	14:10:11.333
6	1:18.382		14:11:29.715
7	1:18.996	+0.614	14:12:48.711
8	1:20.876	+2.494	14:14:09.587
9	1:19.521	+1.139	14:15:29.108
10	1:21.097	+2.715	14:16:50.205

Lap	Lap Tm	Diff	Time of Day
(43) Andy Piip			
1	1:25.053	+2.520	14:04:55.723
2	1:22.851	+0.318	14:06:18.574
3	1:23.713	+1.180	14:07:42.287
4	1:23.504	+0.971	14:09:05.791
5	1:23.517	+0.984	14:10:29.308
6	1:23.560	+1.027	14:11:52.868
7	1:23.748	+1.215	14:13:16.616
8	1:22.533		14:14:39.149
9	1:23.330	+0.797	14:16:02.479
10	1:24.770	+2.237	14:17:27.249


Lap	Lap Tm	Diff	Time of Day
(98) Kristjan Kuili			
1	1:32.694	+7.601	14:05:02.859
2	1:25.104	+0.011	14:06:27.963
3	1:25.093		14:07:53.056
4	1:25.105	+0.012	14:09:18.161
5	1:25.536	+0.443	14:10:43.697
6	1:25.230	+0.137	14:12:08.927
7	1:25.568	+0.475	14:13:34.495
8	1:26.141	+1.048	14:15:00.636
9	1:27.966	+2.873	14:16:28.602

Lap	Lap Tm	Diff	Time of Day
(73) Kaspar Korsar			
1	1:33.018	+7.020	14:05:03.967
2	1:26.978	+0.980	14:06:30.945
3	1:27.677	+1.679	14:07:58.622
4	1:27.983	+1.985	14:09:26.605
5	1:26.383	+0.385	14:10:52.988
6	1:26.151	+0.153	14:12:19.139
7	1:25.998		14:13:45.137
8	1:26.245	+0.247	14:15:11.382
9	1:27.023	+1.025	14:16:38.405

Lap	Lap Tm	Diff	Time of Day
(33) Olavi Villo			
1	1:40.832	+16.217	14:05:10.987
2	1:27.960	+3.345	14:06:38.947
3	1:26.489	+1.874	14:08:05.436
4	1:25.718	+1.103	14:09:31.154
5	1:25.717	+1.102	14:10:56.871
6	1:24.615		14:12:21.486
7	1:25.137	+0.522	14:13:46.623
8	1:29.691	+5.076	14:15:16.314
9	1:27.290	+2.675	14:16:43.604

Lap	Lap Tm	Diff	Time of Day
(301) Joonas Hein			
1	1:32.660	+6.041	14:05:02.814
2	1:28.886	+2.267	14:06:31.700
3	1:28.418	+1.799	14:08:00.118
4	1:27.308	+0.689	14:09:27.426
5	1:26.619		14:10:54.045
6	1:27.635	+1.016	14:12:21.680
7	1:30.768	+4.149	14:13:52.448
8	1:27.829	+1.210	14:15:20.277
9	1:30.526	+3.907	14:16:50.803

Lap	Lap Tm	Diff	Time of Day
(90) Risto Õiemets			
1	2:23.599	+57.500	14:05:53.920
2	1:28.266	+2.167	14:07:22.186



DREAMER

Catering
AMPS Järve



DUNLOP
Motorsport

arle
REKLAA M



Sky Plus Supermoto Eesti MV VII etapp

Lapchart

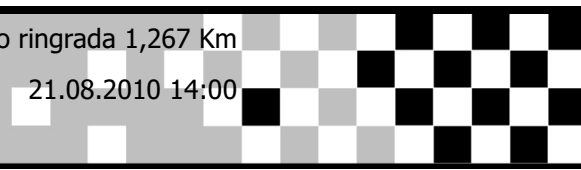
Mini SM

Audru supermoto ringrada 1,267 Km

Mini SM - Võidusõit - II - 10 minutit + 2 ringi race

21.08.2010 14:00


Race started at 14:03:28



Competitors

Laps

	0	1	2	3	4	5	6	7	8	9	10
Patrick Pals (51)	1	51	1	23	23	23	23	23	23	23	23
Henri Remma (1)	2	1	23	1	51	51	51	51	51	51	51
Mikk Tagapere (23)	3	23	51	51	1	1	1	1	1	1	1
Marthi Lepik (6)	4	6	2	101	101	2	2	2	6	101	101
Cardo Veski (101)	5	101	101	2	2	101	6	6	101	2	2
Marko Lepik (2)	6	2	6	6	6	6	101	101	2	6	6
Kaido Ploompuu (99)	7	99	99	99	43	43	43	43	43	43	43
Joonas Hein (301)	8	301	43	43	98	98	98	98	98	98	98
Olavi Villo (33)	9	33	301	98	73	73	73	73	73	73	73
Kristjan Kuill (98)	10	98	98	73	301	301	301	33	33	33	33
Risto Õiemets (90)	11	90	73	301	33	33	33	301	301	301	301
Andy Piip (43)	12	43	33	33	90	90	90	90	90	90	90
Kaspar Korsar (73)	13	73	324	324	324						
Marko Rebane (324)	14	324	90	90							
Prants Pals (56)	15	56									



DREAMER

AMPS Catering Järve

DUNLOP Motorsport

arle REKLAA M



Sky Plus Supermoto Eesti MV VII etapp

Mini SM

Audru supermoto ringrada 1,267 Km

Mini kokkuvõte

Pos	No.	Name	Nat	Entrant/Race Team	Make	R1.	R2.	Total points
1	23	Mikk Tagapere	EST	ATM Racing	Pitpro	60	60	120
2	1	Henri Remma	EST	ATM Racing	Pitpro	54	50	104
3	51	Patrick Pals	EST	Saku MK	PitsterPro	44	54	98
4	101	Cardo Veski	EST	Bucci Moto Estonia	Bucci Moto	50	47	97
5	6	Marthi Lepik	EST	Mini RC	Pitpro	47	42	89
6	43	Andy Piip	EST	Bucci Moto Estonia	Bucci Moto	42	40	82
7	2	Marko Lepik	EST	Mini RC	Pitpro	36	44	80
8	98	Kristjan Kuill	EST	Motobox RT	PitsterPro	40	38	78
9	90	Risto Õiemets	EST	Mini RC	SYM	38	30	68
10	73	Kaspar Korsar	EST	Viljandi VMK	PitsterPro	30	36	66
11	33	Olavi Villo	EST	Mini RC	Pitpro	32	34	66
12	301	Joonas Hein	EST	Bucci Moto Estonia	Bucci Moto	28	32	60
13	99	Kaido Ploompuu	EST	Mini RC	Pitpro	34	0	34
14	324	Marko Rebane	EST	Mini RC	PitsterPro	27	0	27
15	56	Prants Pals	EST	Saku MK	PitsterPro	0	0	0

Supermoto EMV 2010 MINI SM

2010

Pos	No.	Name	Total	Drop	Diff	Gap	#1			#2			#3			#4			#5			#6		
							R1	R2	Total	R1	R2	Total	R1	R2	Total	R1	R2	Total	R1	R2	Total	R1	R2	Total
1	1	Henri Remma	550	94	0	0	54	50	104	54	54	108	47	47	94	60	60	120	54	60	114	54	50	104
2	51	Patrick Pals	536	44	14	14	50	60	110	0	50	50	54	60	114	44	50	94	60	54	114	44	54	98
3	23	Mikk Tagapere	463	0	87	73	44	44	88	0	0	0	50	50	100	54	54	108	47	0	47	60	60	120
4	43	Andy Piip	450	68	100	13	60	54	114	50	34	84	42	42	84	42	34	76	36	42	78	42	40	82
5	2	Marko Lepik	432	72	118	18	38	36	74	47	47	94	44	40	84	40	44	84	44	44	88	36	44	80
6	99	Kaido Ploompuu	392	34	158	40	42	42	84	42	42	84	36	36	72	38	36	74	38	40	78	34	0	34
7	115	Kristo Kaste	368	0	182	24	34	40	74	40	38	78	34	32	66	36	42	78	34	38	72	x	x	x
8	90	Risto Oiemets	338	0	212	30	40	38	78	36	40	76	38	38	76	0	40	40	x	x	x	38	30	68
9	64	Kevin Gerretz	316	0	234	22	47	47	94	44	44	88	0	0	0	47	47	94	40	0	40	x	x	x
10	131	Heido Havam	234	0	316	82	x	x	x	60	60	120	60	54	114	x	x	x	x	x	x	x	x	x
11	56	Prants Pals	226	0	324	8	x	x	x	x	x	x	32	44	76	50	0	50	50	50	100	0	0	0
12	6	Marthi Lepik	178	0	372	48	x	x	x	x	x	x	x	x	x	x	x	x	42	47	89	47	42	89
13	11	Taavi Jürgenson	172	0	378	6	32	32	64	38	36	74	x	x	x	34	0	34	x	x	x	x	x	x
14	96	Margus Oks	138	0	412	34	36	34	70	x	x	x	x	x	x	x	x	x	32	36	68	x	x	x
15	101	Cardo Veski	97	0	453	41	x	x	x	x	x	x	x	x	x	x	x	x	x	x	x	50	47	97
16	98	Kristjan Kuill	78	0	472	19	x	x	x	x	x	x	x	x	x	x	x	x	x	x	x	40	38	78
17	30	Marko Kokk	74	0	476	4	x	x	x	x	x	x	40	34	74	x	x	x	x	x	x	x	x	x
18	113	Karl Löbus	68	0	482	6	x	x	x	x	x	x	x	x	x	30	38	68	x	x	x	x	x	x
19	73	Kaspar Korsar	66	0	484	2	x	x	x	x	x	x	x	x	x	x	x	x	x	x	x	30	36	66
20	33	Olavi Villo	66	0	484	0	x	x	x	x	x	x	x	x	x	x	x	x	0	0	0	32	34	66
21	14	Leo Jürgenson	64	0	486	2	x	x	x	x	x	x	x	x	x	32	32	64	x	x	x	x	x	x
22	301	Joonas Hein	60	0	490	4	x	x	x	x	x	x	x	x	x	x	x	x	x	x	x	28	32	60
23	324	Marko Rebane	27	0	523	33	x	x	x	x	x	x	x	x	x	x	x	x	x	x	x	27	0	27
24	53	Marko Männi	0	0	550	27	0	0	0	x	x	x	x	x	x	x	x	x	x	x	x	x	x	x

Event Legend

#1	1.05.2010	Sky Plus Supermoto Eesti MV I etapp - Aravete	#4	24.07.2010	Sky Plus Supermoto Eesti MV IV etapp - Kuressa
#2	6.06.2010	Sky Plus Supermoto Eesti MV II etapp - Rapla	#5	7.08.2010	Sky Plus Supermoto Eesti MV VI etapp - Aravete
#3	20.06.2010	Sky Plus Supermoto Eesti MV III etapp - Audru	#6	21.08.2010	Sky Plus Supermoto Eesti MV VII etapp - Audru

