

Superkrossi karikavõistluste VII etapp

Sorted on Best Lap time

Lada 1300, Lada 1600

auto24ring www.auto24ring.ee 3,170 km

treeningsõit + kvalifikatsioon - 10 minutit

20.07.2014 11:00

Practice started at 11:29:46

Pos	No.	Name	Nat	Car	Entrant	Best Tm	Diff	Laps	In Lap	Best Speed
1	92	Peteris LAIPNIEKS	LAT	Lada 2105		1:38.810		6	6	115,494
2	37	Ivars VASARAUDZIS	LAT	Lada 2101		1:38.832	0.022	6	5	115,469
3	11	Konstantin SAMUSHIJA	RUS	Lada 2105		1:39.307	0.497	6	6	114,916
4	49	Andris PRIEDITIS	LAT	Lada 2105		1:39.357	0.547	6	5	114,859
5	81	Kristaps ABOLS	LAT	Lada 2107		1:39.422	0.612	6	5	114,783
6	79	Toms BERZINS	LAT	Lada 2107		1:40.048	1.238	6	3	114,065
7	87	Martins LIGZDINS	LAT	Lada 2105		1:40.142	1.332	6	4	113,958
8	96	Matiss MEZAKS	LAT	Lada 21011	Biedzika Race Ring	1:40.383	1.573	6	5	113,685
9	33	Andris SLAVA	LAT	Lada 2105		1:41.037	2.227	6	6	112,949
10	90	Rudolfs SMITS	LAT	Lada 2106		1:41.361	2.551	5	3	112,588
11	53	Ronalds SENAUSKIS	LAT	Lada 2101		1:41.715	2.905	4	3	112,196
12	31	Aivars LAIPNIEKS	LAT	Lada 21013		1:42.338	3.528	5	2	111,513
13	2	Aivo TAMMS	LAT	Lada 2107		1:42.533	3.723	6	4	111,301
14	29	Girts VANAGAS	LAT	Lada 2101		1:46.269	7.459	6	6	107,388
15	69	Vilnis BATRAKS	LAT	Lada 2103		1:47.245	8.435	6	6	106,411
16	21	Gints BREMZE	LAT	Lada 21013	Norde Racing Factory	1:47.538	8.728	6	3	106,121

Superkrossi karikavõistluste VII etapp

Sorted on Best Lap time

Lada 1300, Lada 1600

auto24ring www.auto24ring.ee 3,170 km

treeningsõit + kvalifikatsioon - 10 minutit

20.07.2014 11:00

Practice started at 11:29:46

Pos	No.	Name	Nat	Car	Entrant	Best Tm	Diff	Laps	In Lap	Best Speed
17	55	Janis OZOLINS	LAT	Lada 2107		1:47.899	9.089	6	6	105,766

Superkrossi karikavõistluste VII etapp

Sorted on Best Lap time

Lada 1300, Lada 1600

auto24ring www.auto24ring.ee 3,170 km

treeningsõit + kvalifikatsioon - 10 minutit

20.07.2014 11:00

Practice started at 11:29:46

Pos	No.	Name	Nat	Car	Entrant	Best Tm	Diff	Laps	In Lap	Best Speed
-----	-----	------	-----	-----	---------	---------	------	------	--------	------------

Lada 1300

1	87	Martins LIGZDINS	LAT	Lada 2105		1:40.142		6	4	113,958
2	96	Matiss MEZAKS	LAT	Lada 21011	Biedzika Race Ring	1:40.383	0.241	6	5	113,685
3	53	Ronalds SENAVSKIS	LAT	Lada 2101		1:41.715	1.573	4	3	112,196
4	31	Aivars LAIPNIEKS	LAT	Lada 21013		1:42.338	2.196	5	2	111,513
5	29	Girts VANAGAS	LAT	Lada 2101		1:46.269	6.127	6	6	107,388

Lada 1600

1	92	Peteris LAIPNIEKS	LAT	Lada 2105		1:38.810		6	6	115,494
2	37	Ivars VASARAUDZIS	LAT	Lada 2101		1:38.832	0.022	6	5	115,469
3	11	Konstantin SAMUSHIJA	RUS	Lada 2105		1:39.307	0.497	6	6	114,916
4	49	Andris PRIEDITIS	LAT	Lada 2105		1:39.357	0.547	6	5	114,859
5	81	Kristaps ABOLS	LAT	Lada 2107		1:39.422	0.612	6	5	114,783
6	79	Toms BERZINS	LAT	Lada 2107		1:40.048	1.238	6	3	114,065
7	33	Andris SLAVA	LAT	Lada 2105		1:41.037	2.227	6	6	112,949

Superkrossi karikavõistluste VII etapp

Sorted on Best Lap time

Lada 1300, Lada 1600

auto24ring www.auto24ring.ee 3,170 km

treeningsõit + kvalifikatsioon - 10 minutit

20.07.2014 11:00

Practice started at 11:29:46

Pos	No.	Name	Nat	Car	Entrant	Best Tm	Diff	Laps	In Lap	Best Speed
8	90	Rudolfs SMITS	LAT	Lada 2106		1:41.361	2.551	5	3	112,588
9	2	Aivo TAMMS	LAT	Lada 2107		1:42.533	3.723	6	4	111,301
10	69	Vilnis BATRAKS	LAT	Lada 2103		1:47.245	8.435	6	6	106,411
11	21	Gints BREMZE	LAT	Lada 21013	Norde Racing Factory	1:47.538	8.728	6	3	106,121
12	55	Janis OZOLINS	LAT	Lada 2107		1:47.899	9.089	6	6	105,766

Superkrossi karikavõistluste VII etapp

Lada 1300, Lada 1600

auto24ring www.auto24ring.ee 3,170 km

treeningsõit + kvalifikatsioon - 10 minutit

20.07.2014 11:00

Practice started at 11:29:46

Lap Lap Tm Diff Time of Day

(92) Peteris LAIPNIEKS

Lap	Lap Tm	Diff	Time of Day
1	1:59.618	+20.808	11:32:41.873
2	1:41.959	+3.149	11:34:23.832
3	1:39.529	+0.719	11:36:03.361
4	1:40.332	+1.522	11:37:43.693
5	1:38.994	+0.184	11:39:22.687
6	1:38.810		11:41:01.497

(37) Ivars VASARAUDZIS

Lap	Lap Tm	Diff	Time of Day
1	1:41.044	+2.212	11:31:54.266
2	1:42.140	+3.308	11:33:36.406
3	1:39.485	+0.653	11:35:15.891
4	1:39.744	+0.912	11:36:55.635
5	1:38.832		11:38:34.467
6	1:39.529	+0.697	11:40:13.996

(11) Konstantin SAMUSHIJA

Lap	Lap Tm	Diff	Time of Day
1	1:41.849	+2.542	11:32:09.590
2	1:40.230	+0.923	11:33:49.820
3	1:40.215	+0.908	11:35:30.035
4	1:40.401	+1.094	11:37:10.436
5	1:39.469	+0.162	11:38:49.905
6	1:39.307		11:40:29.212

(49) Andris PRIEDITIS

Lap	Lap Tm	Diff	Time of Day
1	1:53.751	+14.394	11:32:26.249
2	1:41.156	+1.799	11:34:07.405
3	1:40.934	+1.577	11:35:48.339
4	1:40.318	+0.961	11:37:28.657
5	1:39.357		11:39:08.014
6	1:39.921	+0.564	11:40:47.935

(81) Kristaps ABOLS

Lap	Lap Tm	Diff	Time of Day
1	1:45.021	+5.599	11:32:16.113
2	1:40.755	+1.333	11:33:56.868
3	1:40.219	+0.797	11:35:37.087
4	1:40.135	+0.713	11:37:17.222
5	1:39.422		11:38:56.644
6	1:39.745	+0.323	11:40:36.389

(79) Toms BERZINS

Lap	Lap Tm	Diff	Time of Day
1	1:45.696	+5.648	11:32:47.578
2	1:42.574	+2.526	11:34:30.152
3	1:40.048		11:36:10.200
4	1:40.308	+0.260	11:37:50.508
5	1:43.200	+3.152	11:39:33.708
6	1:40.533	+0.485	11:41:14.241

(87) Martins LIGZDINS

Lap	Lap Tm	Diff	Time of Day
1	1:43.492	+3.350	11:31:55.206

Lap Lap Tm Diff Time of Day

2	1:40.868	+0.726	11:33:36.074
3	1:40.949	+0.807	11:35:17.023
4	1:40.142		11:36:57.165
5	1:40.360	+0.218	11:38:37.525
6	1:40.339	+0.197	11:40:17.864

(96) Matiss MEZAKS

1	1:43.598	+3.215	11:32:02.687
2	1:46.102	+5.719	11:33:48.789
3	1:44.578	+4.195	11:35:33.367
4	1:42.067	+1.684	11:37:15.434
5	1:40.383		11:38:55.817
6	1:42.419	+2.036	11:40:38.236

(33) Andris SLAVA

1	1:44.564	+3.527	11:32:04.558
2	1:42.966	+1.929	11:33:47.524
3	1:41.575	+0.538	11:35:29.099
4	1:43.388	+2.351	11:37:12.487
5	1:41.997	+0.960	11:38:54.484
6	1:41.037		11:40:35.521

(90) Rudolfs SMITS

1	1:44.901	+3.540	11:32:02.455
2	1:45.737	+4.376	11:33:48.192
3	1:41.361		11:35:29.553
4	1:43.806	+2.445	11:37:13.359
5	1:41.804	+0.443	11:38:55.163

(53) Ronalds SENAUSKIS

1	1:48.065	+6.350	11:32:15.953
2	1:43.475	+1.760	11:33:59.428
3	1:41.715		11:35:41.143
4	1:41.951	+0.236	11:37:23.094

(31) Aivars LAIPNIEKS

1	2:01.436	+19.098	11:33:10.469
2	1:42.338		11:34:52.807
3	1:43.550	+1.212	11:36:36.357
4	1:45.255	+2.917	11:38:21.612
5	1:43.539	+1.201	11:40:05.151

(2) Aivo TAMMS

1	1:47.214	+4.681	11:32:12.107
2	1:43.453	+0.920	11:33:55.560
3	1:44.059	+1.526	11:35:39.619
4	1:42.533		11:37:22.152
5	1:42.922	+0.389	11:39:05.074
6	1:42.746	+0.213	11:40:47.820

(29) Girts VANAGAS

Lap Lap Tm Diff Time of Day

1	1:59.906	+13.637	11:32:34.893
2	1:47.134	+0.865	11:34:22.027
3	1:46.632	+0.363	11:36:08.659
4	1:47.345	+1.076	11:37:56.004
5	1:46.614	+0.345	11:39:42.618
6	1:46.269		11:41:28.887

(69) Vilnis BATRAKS

1	1:50.993	+3.748	11:32:14.952
2	1:49.476	+2.231	11:34:04.428
3	1:48.398	+1.153	11:35:52.826
4	1:49.773	+2.528	11:37:42.599
5	1:47.956	+0.711	11:39:30.555
6	1:47.245		11:41:17.800

(21) Gints BREMZE

1	1:51.111	+3.573	11:32:20.314
2	1:48.893	+1.355	11:34:09.207
3	1:47.538		11:35:56.745
4	1:51.018	+3.480	11:37:47.763
5	1:49.847	+2.309	11:39:37.610
6	1:49.247	+1.709	11:41:26.857

(55) Janis OZOLINS

1	2:03.626	+15.727	11:32:44.183
2	1:49.045	+1.146	11:34:33.228
3	1:49.612	+1.713	11:36:22.840
4	1:49.002	+1.103	11:38:11.842
5	1:47.929	+0.030	11:39:59.771
6	1:47.899		11:41:47.670

Superkrossi karikavõistluste VII etapp

Sorted on Laps

Lada 1300, Lada 1600

auto24ring www.auto24ring.ee 3,170 km

1. finaal - 12 ringi

20.07.2014 12:30

Race (12 Laps) started at 13:45:39

Pos	No.	Name	Car	Entrant	Laps	Total Tm	Diff	Best Tm	In Lap	Avg. Speed
1	37	Ivars VASARAUDZIS	Lada 2101		12	22:00.568		1:48.407	12	103,701
2	92	Peteris LAIPNIEKS	Lada 2105		12	22:02.404	1.836	1:47.543	12	103,557
3	90	Rudolfs SMITS	Lada 2106		12	22:37.264	36.696	1:49.700	12	100,897
4	81	Kristaps ABOLS	Lada 2107		12	22:43.164	42.596	1:51.628	12	100,460
5	79	Toms BERZINS	Lada 2107		12	22:46.975	46.407	1:51.392	10	100,180
6	31	Aivars LAIPNIEKS	Lada 21013		12	22:47.991	47.423	1:51.193	10	100,106
7	96	Matiss MEZAKS	Lada 21011	Biedzika Race	12	22:49.292	48.724	1:50.245	12	100,011
8	11	Konstantin SAMUSHIJA	Lada 2105		12	22:52.704	52.136	1:50.324	11	99,762
9	49	Andris PRIEDITIS	Lada 2105		12	23:02.082	1:01.514	1:51.734	4	99,085
10	87	Martins LIGZDINS	Lada 2105		12	23:04.619	1:04.051	1:52.933	11	98,904
11	33	Andris SLAVA	Lada 2105		12	23:22.310	1:21.742	1:51.404	10	97,656
12	53	Ronalds SENAVSKIS	Lada 2101		12	23:33.820	1:33.252	1:54.981	12	96,861
13	21	Gints BREMZE	Lada 21013	Norde Racing	12	23:35.773	1:35.205	1:53.725	11	96,727
14	2	Aivo TAMMS	Lada 2107		12	23:38.735	1:38.167	1:53.684	9	96,525
15	29	Girts VANAGAS	Lada 2101		12	23:47.333	1:46.765	1:55.513	11	95,944
16	69	Vilnis BATRAKS	Lada 2103		12	23:48.113	1:47.545	1:55.687	12	95,892

Not classified (75% = 9 Laps)

Margin of Victory	Avg. Speed	Best Lap Tm	Best Speed	Best Lap by
1.836	103,701	1:47.543	106,116	92 - Peteris LAIPNIEKS

Korraldaja: MTÜ Erki Sport

www.superkross.ee

Orbits

Võistluse direktor: Eiki Eriste

Võistluse juht: Erko Eriste

Võistluse ajamõõtja: Asper Leppik

Tulemused ja ringiajad: www.mylaps.ee



Superkrossi karikavõistluste VII etapp

Sorted on Laps

Lada 1300, Lada 1600

auto24ring www.auto24ring.ee 3,170 km

1. finaal - 12 ringi

20.07.2014 12:30

Race (12 Laps) started at 13:45:39

Pos	No.	Name	Car	Entrant	Laps	Total Tm	Diff	Best Tm	In Lap	Avg. Speed
DNF	55	Janis OZOLINS	Lada 2107			7.347	DNF		0	-

Margin of Victory	Avg. Speed	Best Lap Tm	Best Speed	Best Lap by
1.836	103,701	1:47.543	106,116	92 - Peteris LAIPNIEKS

Korraldaja: MTÜ Erki Sport

www.superkross.ee

Orbits

Võistluse direktor: Eiki Eriste

Võistluse juht: Erko Eriste

Võistluse ajamõõtja: Asper Leppik

Tulemused ja ringiajad: www.mylaps.ee



Superkrossi karikavõistluste VII etapp

Sorted on Laps

Lada 1300, Lada 1600

auto24ring www.auto24ring.ee 3,170 km

1. finaal - 12 ringi

20.07.2014 12:30

Race (12 Laps) started at 13:45:39

Pos	No.	Name	Car	Entrant	Laps	Total Tm	Diff	Best Tm	In Lap	Avg. Speed
-----	-----	------	-----	---------	------	----------	------	---------	--------	------------

Lada 1300

1	31	Aivars LAIPNIEKS	Lada 21013		12	22:47.991		1:51.193	10	100,106
2	96	Matiss MEZAKS	Lada 21011	Biedzika Race	12	22:49.292	1.301	1:50.245	12	100,011
3	87	Martins LIGZDINS	Lada 2105		12	23:04.619	16.628	1:52.933	11	98,904
4	53	Ronalds SENAVSKIS	Lada 2101		12	23:33.820	45.829	1:54.981	12	96,861
5	29	Girts VANAGAS	Lada 2101		12	23:47.333	59.342	1:55.513	11	95,944

Lada 1600

1	37	Ivars VASARAUDZIS	Lada 2101		12	22:00.568		1:48.407	12	103,701
2	92	Peteris LAIPNIEKS	Lada 2105		12	22:02.404	1.836	1:47.543	12	103,557
3	90	Rudolfs SMITS	Lada 2106		12	22:37.264	36.696	1:49.700	12	100,897
4	81	Kristaps ABOLS	Lada 2107		12	22:43.164	42.596	1:51.628	12	100,460
5	79	Toms BERZINS	Lada 2107		12	22:46.975	46.407	1:51.392	10	100,180
6	11	Konstantin SAMUSHIJA	Lada 2105		12	22:52.704	52.136	1:50.324	11	99,762
7	49	Andris PRIEDITIS	Lada 2105		12	23:02.082	1:01.514	1:51.734	4	99,085
8	33	Andris SLAVA	Lada 2105		12	23:22.310	1:21.742	1:51.404	10	97,656
9	21	Gints BREMZE	Lada 21013	Norde Racing	12	23:35.773	1:35.205	1:53.725	11	96,727

Margin of Victory	Avg. Speed	Best Lap Tm	Best Speed	Best Lap by
1.836	103,701	1:47.543	106,116	92 - Peteris LAIPNIEKS

Korraldaja: MTÜ Erki Sport

www.superkross.ee

Orbits

Võistluse direktor: Eiki Eriste

Võistluse juht: Erko Eriste

Võistluse ajamõõtja: Asper Leppik

Tulemused ja ringiajad: www.mylaps.ee



Superkrossi karikavõistluste VII etapp

Sorted on Laps

Lada 1300, Lada 1600

auto24ring www.auto24ring.ee 3,170 km

1. finaal - 12 ringi

20.07.2014 12:30

Race (12 Laps) started at 13:45:39

Pos	No.	Name	Car	Entrant	Laps	Total Tm	Diff	Best Tm	In Lap	Avg. Speed
10	2	Aivo TAMMS	Lada 2107		12	23:38.735	1:38.167	1:53.684	9	96,525
11	69	Vilnis BATRAKS	Lada 2103		12	23:48.113	1:47.545	1:55.687	12	95,892

Not classified (75% = 9 Laps)

DNF	55	Janis OZOLINS	Lada 2107			7.347	DNF		0	-
-----	----	----------------------	-----------	--	--	-------	-----	--	---	---

Margin of Victory	Avg. Speed	Best Lap Tm	Best Speed	Best Lap by
1.836	103,701	1:47.543	106,116	92 - Peteris LAIPNIEKS

Korraldaja: MTÜ Erki Sport

www.superkross.ee

Orbits

Võistluse direktor: Eiki Eriste

Võistluse juht: Erko Eriste

Võistluse ajamõõtja: Asper Leppik

Tulemused ja ringiajad: www.mylaps.ee

Printed: 21.07.2014 8:44:24



Superkrossi karikavõistluste VII etapp

Lada 1300, Lada 1600

auto24ring www.auto24ring.ee 3,170 km

1. finaal - 12 ringi

20.07.2014 12:30

Race (12 Laps) started at 13:45:39

Lap	Lap Tm	Diff	Time of Day
(37) Ivars VASARAUDZIS			
1	1:56.043	+7.636	13:47:36.968
2	1:50.307	+1.900	13:49:27.275
3	1:50.366	+1.959	13:51:17.641
4	1:49.085	+0.678	13:53:06.726
5	1:49.469	+1.062	13:54:56.195
6	1:49.624	+1.217	13:56:45.819
7	1:50.254	+1.847	13:58:36.073
8	1:49.481	+1.074	14:00:25.554
9	1:49.333	+0.926	14:02:14.887
10	1:48.537	+0.130	14:04:03.424
11	1:48.619	+0.212	14:05:52.043
12	1:48.407		14:07:40.450

Lap	Lap Tm	Diff	Time of Day
(92) Peteris LAIPNIEKS			
1	1:56.711	+9.168	13:47:36.593
2	1:50.313	+2.770	13:49:26.906
3	1:50.357	+2.814	13:51:17.263
4	1:49.068	+1.525	13:53:06.331
5	1:49.497	+1.954	13:54:55.828
6	1:51.462	+3.919	13:56:47.290
7	1:51.296	+3.753	13:58:38.586
8	1:49.721	+2.178	14:00:28.307
9	1:49.369	+1.826	14:02:17.676
10	1:49.454	+1.911	14:04:07.130
11	1:47.613	+0.070	14:05:54.743
12	1:47.543		14:07:42.286

Lap	Lap Tm	Diff	Time of Day
(90) Rudolfs SMITTS			
1	1:58.081	+8.381	13:47:42.129
2	1:53.086	+3.386	13:49:35.215
3	1:53.198	+3.498	13:51:28.413
4	1:52.263	+2.563	13:53:20.676
5	1:52.122	+2.422	13:55:12.798
6	1:54.652	+4.952	13:57:07.450
7	1:53.528	+3.828	13:59:00.978
8	1:52.538	+2.838	14:00:53.516
9	1:51.482	+1.782	14:02:44.998
10	1:50.635	+0.935	14:04:35.633
11	1:51.813	+2.113	14:06:27.446
12	1:49.700		14:08:17.146

Lap	Lap Tm	Diff	Time of Day
(81) Kristaps ABOLS			
1	1:57.964	+6.336	13:47:41.049
2	1:53.733	+2.105	13:49:34.782
3	1:52.985	+1.357	13:51:27.767
4	1:51.991	+0.363	13:53:19.758
5	1:52.429	+0.801	13:55:12.187
6	1:54.663	+3.035	13:57:06.850
7	1:52.756	+1.128	13:58:59.606

Lap	Lap Tm	Diff	Time of Day
8	1:52.807	+1.179	14:00:52.413
9	1:52.352	+0.724	14:02:44.765
10	1:53.140	+1.512	14:04:37.905
11	1:53.513	+1.885	14:06:31.418
12	1:51.628		14:08:23.046

Lap	Lap Tm	Diff	Time of Day
(79) Toms BERZINS			
1	1:58.285	+6.893	13:47:41.880
2	1:54.160	+2.768	13:49:36.040
3	1:53.154	+1.762	13:51:29.194
4	1:54.633	+3.241	13:53:23.827
5	1:52.807	+1.415	13:55:16.634
6	1:54.042	+2.650	13:57:10.676
7	1:54.812	+3.420	13:59:05.488
8	1:52.712	+1.320	14:00:58.200
9	1:52.614	+1.222	14:02:50.814
10	1:51.392		14:04:42.206
11	1:52.820	+1.428	14:06:35.026
12	1:51.831	+0.439	14:08:26.857

Lap	Lap Tm	Diff	Time of Day
(31) Aivars LAIPNIEKS			
1	1:58.539	+7.346	13:47:44.036
2	1:53.693	+2.500	13:49:37.729
3	1:52.879	+1.686	13:51:30.608
4	1:54.260	+3.067	13:53:24.868
5	1:52.946	+1.753	13:55:17.814
6	1:53.783	+2.590	13:57:11.597
7	1:55.050	+3.857	13:59:06.647
8	1:53.507	+2.314	14:01:00.154
9	1:52.869	+1.676	14:02:53.023
10	1:51.193		14:04:44.216
11	1:51.702	+0.509	14:06:35.918
12	1:51.955	+0.762	14:08:27.873

Lap	Lap Tm	Diff	Time of Day
(96) Matiss MEZAKS			
1	1:58.927	+8.682	13:47:42.911
2	1:54.099	+3.854	13:49:37.010
3	1:53.027	+2.782	13:51:30.037
4	1:52.811	+2.566	13:53:22.848
5	1:52.067	+1.822	13:55:14.915
6	1:54.154	+3.909	13:57:09.069
7	1:55.088	+4.843	13:59:04.157
8	1:51.299	+1.054	14:00:55.456
9	1:51.031	+0.786	14:02:46.487
10	1:51.433	+1.188	14:04:37.920
11	2:01.009	+10.764	14:06:38.929
12	1:50.245		14:08:29.174

Lap	Lap Tm	Diff	Time of Day
(11) Konstantin SAMUSHIJA			
1	1:57.219	+6.895	13:47:38.735
2	1:52.969	+2.645	13:49:31.704

Lap	Lap Tm	Diff	Time of Day
3	1:56.230	+5.906	13:51:27.934
4	2:03.728	+13.404	13:53:31.662
5	1:54.674	+4.350	13:55:26.336
6	1:53.881	+3.557	13:57:20.217
7	1:52.612	+2.288	13:59:12.829
8	1:52.864	+2.540	14:01:05.693
9	1:52.161	+1.837	14:02:57.854
10	1:51.197	+0.873	14:04:49.051
11	1:50.324		14:06:39.375
12	1:53.211	+2.887	14:08:32.586

Lap	Lap Tm	Diff	Time of Day
(49) Andris PRIEDITIS			
1	1:57.404	+5.670	13:47:40.360
2	1:53.071	+1.337	13:49:33.431
3	1:52.238	+0.504	13:51:25.669
4	1:51.734		13:53:17.403
5	1:53.633	+1.899	13:55:11.036
6	1:55.976	+4.242	13:57:07.012
7	1:58.179	+6.445	13:59:05.191
8	1:58.922	+7.188	14:01:04.113
9	1:54.955	+3.221	14:02:59.068
10	1:54.842	+3.108	14:04:53.910
11	1:53.196	+1.462	14:06:47.106
12	1:54.858	+3.124	14:08:41.964

Lap	Lap Tm	Diff	Time of Day
(87) Martins LIGZDINS			
1	2:00.393	+7.460	13:47:44.011
2	1:55.770	+2.837	13:49:39.781
3	1:53.914	+0.981	13:51:33.695
4	1:54.293	+1.360	13:53:27.988
5	1:53.123	+0.190	13:55:21.111
6	1:54.689	+1.756	13:57:15.800
7	1:56.758	+3.825	13:59:12.558
8	1:57.683	+4.750	14:01:10.241
9	1:54.547	+1.614	14:03:04.788
10	1:53.047	+0.114	14:04:57.835
11	1:52.933		14:06:50.768
12	1:53.733	+0.800	14:08:44.501

Lap	Lap Tm	Diff	Time of Day
(33) Andris SLAVA			
1	2:02.981	+11.577	13:47:48.842
2	1:55.911	+4.507	13:49:44.753
3	1:59.749	+8.345	13:51:44.502
4	1:55.921	+4.517	13:53:40.423
5	1:55.713	+4.309	13:55:36.136
6	1:55.222	+3.818	13:57:31.358
7	1:55.086	+3.682	13:59:26.444
8	1:53.560	+2.156	14:01:20.004
9	1:52.308	+0.904	14:03:12.312
10	1:51.404		14:05:03.716
11	2:05.455	+14.051	14:07:09.171

Superkrossi karikavõistluste VII etapp

Lada 1300, Lada 1600

auto24ring www.auto24ring.ee 3,170 km

1. finaal - 12 ringi

20.07.2014 12:30

Race (12 Laps) started at 13:45:39

Lap	Lap Tm	Diff	Time of Day
12	1:53.021	+1.617	14:09:02.192

(53) Ronalds SENAUSKIS

Lap	Lap Tm	Diff	Time of Day
1	2:04.949	+9.968	13:47:50.978
2	1:57.500	+2.519	13:49:48.478
3	1:57.644	+2.663	13:51:46.122
4	1:57.904	+2.923	13:53:44.026
5	1:55.591	+0.610	13:55:39.617
6	1:57.169	+2.188	13:57:36.786
7	1:57.638	+2.657	13:59:34.424
8	1:56.343	+1.362	14:01:30.767
9	1:57.323	+2.342	14:03:28.090
10	1:55.639	+0.658	14:05:23.729
11	1:54.992	+0.011	14:07:18.721
12	1:54.981		14:09:13.702

(21) Gints BREMZE

Lap	Lap Tm	Diff	Time of Day
1	1:59.676	+5.951	13:47:48.135
2	1:54.450	+0.725	13:49:42.585
3	2:03.980	+10.255	13:51:46.565
4	1:56.292	+2.567	13:53:42.857
5	1:55.060	+1.335	13:55:37.917
6	1:56.395	+2.670	13:57:34.312
7	1:56.552	+2.827	13:59:30.864
8	1:56.783	+3.058	14:01:27.647
9	1:56.230	+2.505	14:03:23.877
10	1:55.457	+1.732	14:05:19.334
11	1:53.725		14:07:13.059
12	2:02.596	+8.871	14:09:15.655

(2) Aivo TAMMS

Lap	Lap Tm	Diff	Time of Day
1	2:04.041	+10.357	13:47:50.238
2	1:56.423	+2.739	13:49:46.661
3	2:02.787	+9.103	13:51:49.448
4	1:55.775	+2.091	13:53:45.223
5	1:55.826	+2.142	13:55:41.049
6	1:58.015	+4.331	13:57:39.064
7	1:57.706	+4.022	13:59:36.770
8	1:55.106	+1.422	14:01:31.876
9	1:53.684		14:03:25.560
10	1:54.612	+0.928	14:05:20.172
11	1:53.935	+0.251	14:07:14.107
12	2:04.510	+10.826	14:09:18.617

(29) Girts VANAGAS

Lap	Lap Tm	Diff	Time of Day
1	2:08.174	+12.661	13:47:55.111
2	1:59.647	+4.134	13:49:54.758
3	1:59.612	+4.099	13:51:54.370
4	1:56.681	+1.168	13:53:51.051
5	1:57.415	+1.902	13:55:48.466
6	1:58.697	+3.184	13:57:47.163

Lap	Lap Tm	Diff	Time of Day
7	1:58.046	+2.533	13:59:45.209
8	1:57.261	+1.748	14:01:42.470
9	1:56.337	+0.824	14:03:38.807
10	1:56.329	+0.816	14:05:35.136
11	1:55.513		14:07:30.649
12	1:56.566	+1.053	14:09:27.215

(69) Vilnis BATRAKS

Lap	Lap Tm	Diff	Time of Day
1	2:06.341	+10.654	13:47:53.696
2	1:59.433	+3.746	13:49:53.129
3	1:58.547	+2.860	13:51:51.676
4	1:59.992	+4.305	13:53:51.668
5	1:58.439	+2.752	13:55:50.107
6	1:59.213	+3.526	13:57:49.320
7	1:58.467	+2.780	13:59:47.787
8	1:56.661	+0.974	14:01:44.448
9	1:56.038	+0.351	14:03:40.486
10	1:56.078	+0.391	14:05:36.564
11	1:55.744	+0.057	14:07:32.308
12	1:55.687		14:09:27.995

Superkrossi karikavõistluste VII etapp

Lapchart

Lada 1300, Lada 1600

auto24ring www.auto24ring.ee 3,170 km

1. finaal - 12 ringi

20.07.2014 12:30

Race (12 Laps) started at 13:45:39

Competitors	Laps													
	0	1	2	3	4	5	6	7	8	9	10	11	12	
Peteris LAIPNIEKS (92)	1	92	92	92	92	92	92	37	37	37	37	37	37	37
Ivars VASARAUDZIS (37)	2	37	37	37	37	37	37	92	92	92	92	92	92	92
Konstantin SAMUSHIJA (11)	3	11	11	11	49	49	49	81	81	81	81	90	90	90
Andris PRIEDITIS (49)	4	49	49	49	81	81	81	49	90	90	90	81	81	81
Kristaps ABOLS (81)	5	81	81	81	11	90	90	90	96	96	96	96	79	79
Toms BERZINS (79)	6	79	79	90	90	96	96	96	49	79	79	79	31	31
Martins LIGZDINS (87)	7	87	90	79	79	79	79	79	31	31	31	96	96	96
Matiss MEZAKS (96)	8	96	96	96	96	31	31	31	31	49	11	11	11	11
Rudolfs SMITS (90)	9	90	87	31	31	87	87	87	87	11	49	49	49	49
Aivars LAIPNIEKS (31)	10	31	31	87	87	11	11	11	11	87	87	87	87	87
Andris SLAVA (33)	11	33	21	21	33	33	33	33	33	33	33	33	33	33
Ronalds SENAVSKIS (53)	12	53	33	33	53	21	21	21	21	21	21	21	21	53
Aivo TAMMS (2)	13	2	2	2	21	53	53	53	53	53	2	2	2	21
Girts VANAGAS (29)	14	29	53	53	2	2	2	2	2	2	53	53	53	2
Janis OZOLINS (55)	15	55	69	69	69	29	29	29	29	29	29	29	29	29
Vilnis BATRAKS (69)	16	69	29	29	29	69	69	69	69	69	69	69	69	69
Gints BREMZE (21)	17	21												

Superkrossi karikavõistluste VII etapp

Sorted on Laps

Lada 1300, Lada 1600

auto24ring www.auto24ring.ee 3,170 km

2. finaal - 12 ringi

20.07.2014 14:00

Race (12 Laps) started at 16:13:07

Pos	No.	Name	Car	Entrant	Laps	Total Tm	Diff	Best Tm	In Lap	Avg. Speed
1	37	Ivars VASARAUDZIS	Lada 2101		12	21:32.369		1:46.539	7	105,964
2	92	Peteris LAIPNIEKS	Lada 2105		12	21:37.600	5.231	1:46.105	10	105,536
3	90	Rudolfs SMITS	Lada 2106		12	21:48.701	16.332	1:47.370	10	104,641
4	11	Konstantin SAMUSHIJA	Lada 2105		12	22:02.263	29.894	1:48.566	10	103,568
5	81	Kristaps ABOLS	Lada 2107		12	22:03.109	30.740	1:48.355	8	103,502
6	96	Matiss MEZAKS	Lada 21011	Biedzika Race	12	22:10.418	38.049	1:48.590	9	102,933
7	49	Andris PRIEDITIS	Lada 2105		12	22:13.672	41.303	1:48.081	9	102,682
8	33	Andris SLAVA	Lada 2105		12	22:14.337	41.968	1:48.583	8	102,631
9	87	Martins LIGZDINS	Lada 2105		12	22:14.710	42.341	1:48.293	9	102,602
10	79	Toms BERZINS	Lada 2107		12	22:15.157	42.788	1:48.296	11	102,568
11	53	Ronalds SENAUSKIS	Lada 2101		12	22:24.032	51.663	1:49.835	7	101,890
12	31	Aivars LAIPNIEKS	Lada 21013		12	22:29.457	57.088	1:48.962	9	101,481
13	2	Aivo TAMMS	Lada 2107		12	22:56.330	1:23.961	1:51.365	6	99,499
14	21	Gints BREMZE	Lada 21013	Norde Racing	12	23:12.313	1:39.944	1:52.879	5	98,357
15	29	Girts VANAGAS	Lada 2101		11	21:45.210	1 Lap	1:53.811	8	96,178
16	69	Vilnis BATRAKS	Lada 2103		11	21:45.369	1 Lap	1:54.352	10	96,166
17	55	Janis OZOLINS	Lada 2107		11	21:48.622	1 Lap	1:55.202	11	95,927

Margin of Victory	Avg. Speed	Best Lap Tm	Best Speed	Best Lap by
5.231	105,964	1:46.105	107,554	92 - Peteris LAIPNIEKS

Korraldaja: MTÜ Erki Sport

www.superkross.ee

Orbits

Võistluse direktor: Eiki Eriste

Võistluse juht: Erko Eriste

Võistluse ajamõõtja: Asper Leppik

Tulemused ja ringiajad: www.mylaps.ee

Printed: 21.07.2014 8:44:49



Superkrossi karikavõistluste VII etapp

Sorted on Laps

Lada 1300, Lada 1600

auto24ring www.auto24ring.ee 3,170 km

2. finaal - 12 ringi

20.07.2014 14:00

Race (12 Laps) started at 16:13:07

Pos	No.	Name	Car	Entrant	Laps	Total Tm	Diff	Best Tm	In Lap	Avg. Speed
-----	-----	------	-----	---------	------	----------	------	---------	--------	------------

Lada 1300

1	96	Matiss MEZAKS	Lada 21011	Biedzika Race	12	22:10.418		1:48.590	9	102,933
2	87	Martins LIGZDINS	Lada 2105		12	22:14.710	4.292	1:48.293	9	102,602
3	53	Ronalds SENAVSKIS	Lada 2101		12	22:24.032	13.614	1:49.835	7	101,890
4	31	Aivars LAIPNIEKS	Lada 21013		12	22:29.457	19.039	1:48.962	9	101,481
5	29	Girts VANAGAS	Lada 2101		11	21:45.210	1 Lap	1:53.811	8	96,178

Lada 1600

1	37	Ivars VASARAUDZIS	Lada 2101		12	21:32.369		1:46.539	7	105,964
2	92	Peteris LAIPNIEKS	Lada 2105		12	21:37.600	5.231	1:46.105	10	105,536
3	90	Rudolfs SMITS	Lada 2106		12	21:48.701	16.332	1:47.370	10	104,641
4	11	Konstantin SAMUSHIJA	Lada 2105		12	22:02.263	29.894	1:48.566	10	103,568
5	81	Kristaps ABOLS	Lada 2107		12	22:03.109	30.740	1:48.355	8	103,502
6	49	Andris PRIEDITIS	Lada 2105		12	22:13.672	41.303	1:48.081	9	102,682
7	33	Andris SLAVA	Lada 2105		12	22:14.337	41.968	1:48.583	8	102,631
8	79	Toms BERZINS	Lada 2107		12	22:15.157	42.788	1:48.296	11	102,568
9	2	Aivo TAMMS	Lada 2107		12	22:56.330	1:23.961	1:51.365	6	99,499

Margin of Victory	Avg. Speed	Best Lap Tm	Best Speed	Best Lap by
5.231	105,964	1:46.105	107,554	92 - Peteris LAIPNIEKS

Korraldaja: MTÜ Erki Sport

www.superkross.ee

Orbits

Võistluse direktor: Eiki Eriste

Võistluse juht: Erko Eriste

Võistluse ajamõõtja: Asper Leppik

Tulemused ja ringiajad: www.mylaps.ee



Superkrossi karikavõistluste VII etapp

Sorted on Laps

Lada 1300, Lada 1600

auto24ring www.auto24ring.ee 3,170 km

2. finaal - 12 ringi

20.07.2014 14:00

Race (12 Laps) started at 16:13:07

Pos	No.	Name	Car	Entrant	Laps	Total Tm	Diff	Best Tm	In Lap	Avg. Speed
10	21	Gints BREMZE	Lada 21013	Norde Racing	12	23:12.313	1:39.944	1:52.879	5	98,357
11	69	Vilnis BATRAKS	Lada 2103		11	21:45.369	1 Lap	1:54.352	10	96,166
12	55	Janis OZOLINS	Lada 2107		11	21:48.622	1 Lap	1:55.202	11	95,927

Margin of Victory	Avg. Speed	Best Lap Tm	Best Speed	Best Lap by
5.231	105,964	1:46.105	107,554	92 - Peteris LAIPNIEKS

Korraldaja: MTÜ Erki Sport

www.superkross.ee

Orbits

Võistluse direktor: Eiki Eriste

Võistluse juht: Erko Eriste

Võistluse ajamõõtja: Asper Leppik

Tulemused ja ringiajad: www.mylaps.ee

Printed: 21.07.2014 8:44:58



Superkrossi karikavõistluste VII etapp

Lada 1300, Lada 1600

auto24ring www.auto24ring.ee 3,170 km

2. finaal - 12 ringi

20.07.2014 14:00

Race (12 Laps) started at 16:13:07

Lap	Lap Tm	Diff	Time of Day
(37) Ivars VASARAUDZIS			
1	1:52.642	+6.103	16:15:00.316
2	1:48.200	+1.661	16:16:48.516
3	1:48.575	+2.036	16:18:37.091
4	1:47.276	+0.737	16:20:24.367
5	1:46.986	+0.447	16:22:11.353
6	1:46.837	+0.298	16:23:58.190
7	1:46.539		16:25:44.729
8	1:46.864	+0.325	16:27:31.593
9	1:47.300	+0.761	16:29:18.893
10	1:46.813	+0.274	16:31:05.706
11	1:47.110	+0.571	16:32:52.816
12	1:46.587	+0.048	16:34:39.403

Lap	Lap Tm	Diff	Time of Day
(92) Peteris LAIPNIEKS			
1	1:52.770	+6.665	16:14:59.804
2	1:48.335	+2.230	16:16:48.139
3	1:48.601	+2.496	16:18:36.740
4	1:51.643	+5.538	16:20:28.383
5	1:47.543	+1.438	16:22:15.926
6	1:47.169	+1.064	16:24:03.095
7	1:47.010	+0.905	16:25:50.105
8	1:46.920	+0.815	16:27:37.025
9	1:46.973	+0.868	16:29:23.998
10	1:46.105		16:31:10.103
11	1:47.290	+1.185	16:32:57.393
12	1:47.241	+1.136	16:34:44.634

Lap	Lap Tm	Diff	Time of Day
(90) Rudolfs SMITS			
1	1:52.508	+5.138	16:15:00.852
2	1:48.515	+1.145	16:16:49.367
3	1:48.375	+1.005	16:18:37.742
4	1:48.250	+0.880	16:20:25.992
5	1:50.476	+3.106	16:22:16.468
6	1:47.460	+0.090	16:24:03.928
7	1:47.664	+0.294	16:25:51.592
8	1:47.687	+0.317	16:27:39.279
9	1:47.709	+0.339	16:29:26.988
10	1:47.370		16:31:14.358
11	1:48.320	+0.950	16:33:02.678
12	1:53.057	+5.687	16:34:55.735

Lap	Lap Tm	Diff	Time of Day
(11) Konstantin SAMUSHIJA			
1	1:55.688	+7.122	16:15:05.400
2	1:51.119	+2.553	16:16:56.519
3	1:50.861	+2.295	16:18:47.380
4	1:50.065	+1.499	16:20:37.445
5	1:49.510	+0.944	16:22:26.955
6	1:48.978	+0.412	16:24:15.933
7	1:49.399	+0.833	16:26:05.332

Lap	Lap Tm	Diff	Time of Day
8	1:48.627	+0.061	16:27:53.959
9	1:49.175	+0.609	16:29:43.134
10	1:48.566		16:31:31.700
11	1:48.965	+0.399	16:33:20.665
12	1:48.632	+0.066	16:35:09.297

Lap	Lap Tm	Diff	Time of Day
(81) Kristaps ABOLS			
1	1:56.847	+8.492	16:15:08.579
2	1:51.098	+2.743	16:16:59.677
3	1:50.854	+2.499	16:18:50.531
4	1:49.145	+0.790	16:20:39.676
5	1:48.692	+0.337	16:22:28.368
6	1:49.480	+1.125	16:24:17.848
7	1:49.762	+1.407	16:26:07.610
8	1:48.355		16:27:55.965
9	1:48.582	+0.227	16:29:44.547
10	1:48.624	+0.269	16:31:33.171
11	1:48.492	+0.137	16:33:21.663
12	1:48.480	+0.125	16:35:10.143

Lap	Lap Tm	Diff	Time of Day
(96) Matiss MEZAKS			
1	1:54.875	+6.285	16:15:03.942
2	1:51.083	+2.493	16:16:55.025
3	1:51.226	+2.636	16:18:46.251
4	1:50.594	+2.004	16:20:36.845
5	1:49.988	+1.398	16:22:26.833
6	1:50.446	+1.856	16:24:17.279
7	1:50.312	+1.722	16:26:07.591
8	1:50.409	+1.819	16:27:58.000
9	1:48.590		16:29:46.590
10	1:49.641	+1.051	16:31:36.231
11	1:50.384	+1.794	16:33:26.615
12	1:50.837	+2.247	16:35:17.452

Lap	Lap Tm	Diff	Time of Day
(49) Andris PRIEDITIS			
1	1:56.651	+8.570	16:15:08.457
2	1:52.765	+4.684	16:17:01.222
3	1:51.757	+3.676	16:18:52.979
4	1:51.356	+3.275	16:20:44.335
5	1:50.900	+2.819	16:22:35.235
6	1:50.191	+2.110	16:24:25.426
7	1:49.256	+1.175	16:26:14.682
8	1:49.043	+0.962	16:28:03.725
9	1:48.081		16:29:51.806
10	1:49.971	+1.890	16:31:41.777
11	1:49.751	+1.670	16:33:31.528
12	1:49.178	+1.097	16:35:20.706

Lap	Lap Tm	Diff	Time of Day
(33) Andris SLAVA			
1	1:56.519	+7.936	16:15:07.502
2	1:50.789	+2.206	16:16:58.291

Lap	Lap Tm	Diff	Time of Day
3	1:51.525	+2.942	16:18:49.816
4	1:50.793	+2.210	16:20:40.609
5	1:52.329	+3.746	16:22:32.938
6	1:50.326	+1.743	16:24:23.264
7	1:50.468	+1.885	16:26:13.732
8	1:48.583		16:28:02.315
9	1:48.848	+0.265	16:29:51.163
10	1:51.725	+3.142	16:31:42.888
11	1:49.501	+0.918	16:33:32.389
12	1:48.982	+0.399	16:35:21.371

Lap	Lap Tm	Diff	Time of Day
(87) Martins LIGZDINS			
1	1:56.458	+8.165	16:15:08.766
2	1:53.223	+4.930	16:17:01.989
3	1:53.156	+4.863	16:18:55.145
4	1:51.268	+2.975	16:20:46.413
5	1:50.384	+2.091	16:22:36.797
6	1:49.638	+1.345	16:24:26.435
7	1:49.367	+1.074	16:26:15.802
8	1:48.745	+0.452	16:28:04.547
9	1:48.293		16:29:52.840
10	1:50.535	+2.242	16:31:43.375
11	1:49.742	+1.449	16:33:33.117
12	1:48.627	+0.334	16:35:21.744

Lap	Lap Tm	Diff	Time of Day
(79) Toms BERZINS			
1	1:57.350	+9.054	16:15:07.762
2	1:50.986	+2.690	16:16:58.748
3	1:51.356	+3.060	16:18:50.104
4	1:50.793	+2.497	16:20:40.897
5	1:54.736	+6.440	16:22:35.633
6	1:52.764	+4.468	16:24:28.397
7	1:50.089	+1.793	16:26:18.486
8	1:49.097	+0.801	16:28:07.583
9	1:48.575	+0.279	16:29:56.158
10	1:49.322	+1.026	16:31:45.480
11	1:48.296		16:33:33.776
12	1:48.415	+0.119	16:35:22.191

Lap	Lap Tm	Diff	Time of Day
(53) Ronalds SENAVSKIS			
1	1:56.788	+6.953	16:15:10.276
2	1:54.199	+4.364	16:17:04.475
3	1:51.051	+1.216	16:18:55.526
4	1:51.492	+1.657	16:20:47.018
5	1:50.207	+0.372	16:22:37.225
6	1:50.679	+0.844	16:24:27.904
7	1:49.835		16:26:17.739
8	1:51.181	+1.346	16:28:08.920
9	1:50.034	+0.199	16:29:58.954
10	1:50.972	+1.137	16:31:49.926
11	1:50.530	+0.695	16:33:40.456

Superkrossi karikavõistluste VII etapp

Lada 1300, Lada 1600

auto24ring www.auto24ring.ee 3,170 km

2. finaal - 12 ringi

20.07.2014 14:00

Race (12 Laps) started at 16:13:07

Lap	Lap Tm	Diff	Time of Day
12	1:50.610	+0.775	16:35:31.066

(31) Aivars LAIPNIEKS

Lap	Lap Tm	Diff	Time of Day
1	2:01.869	+12.907	16:15:11.808
2	1:59.535	+10.573	16:17:11.343
3	1:55.261	+6.299	16:19:06.604
4	1:52.160	+3.198	16:20:58.764
5	1:50.609	+1.647	16:22:49.373
6	1:49.717	+0.755	16:24:39.090
7	1:49.739	+0.777	16:26:28.829
8	1:49.789	+0.827	16:28:18.618
9	1:48.962		16:30:07.580
10	1:49.768	+0.806	16:31:57.348
11	1:49.131	+0.169	16:33:46.479
12	1:50.012	+1.050	16:35:36.491

(2) Aivo TAMMS

Lap	Lap Tm	Diff	Time of Day
1	1:58.253	+6.888	16:15:10.808
2	1:55.637	+4.272	16:17:06.445
3	1:53.283	+1.918	16:18:59.728
4	1:52.656	+1.291	16:20:52.384
5	1:51.724	+0.359	16:22:44.108
6	1:51.365		16:24:35.473
7	1:51.834	+0.469	16:26:27.307
8	1:54.005	+2.640	16:28:21.312
9	1:51.997	+0.632	16:30:13.309
10	2:01.800	+10.435	16:32:15.109
11	1:53.369	+2.004	16:34:08.478
12	1:54.886	+3.521	16:36:03.364

(21) Gints BREMZE

Lap	Lap Tm	Diff	Time of Day
1	1:56.588	+3.709	16:15:10.033
2	1:55.796	+2.917	16:17:05.829
3	1:54.665	+1.786	16:19:00.494
4	1:52.996	+0.117	16:20:53.490
5	1:52.879		16:22:46.369
6	1:54.714	+1.835	16:24:41.083
7	1:54.900	+2.021	16:26:35.983
8	1:55.411	+2.532	16:28:31.394
9	1:56.571	+3.692	16:30:27.965
10	1:56.867	+3.988	16:32:24.832
11	1:56.124	+3.245	16:34:20.956
12	1:58.391	+5.512	16:36:19.347

(29) Girts VANAGAS

Lap	Lap Tm	Diff	Time of Day
1	2:00.626	+6.815	16:15:14.652
2	1:57.178	+3.367	16:17:11.830
3	2:04.000	+10.189	16:19:15.830
4	1:56.855	+3.044	16:21:12.685
5	2:02.995	+9.184	16:23:15.680
6	2:01.273	+7.462	16:25:16.953

Lap	Lap Tm	Diff	Time of Day
7	1:55.130	+1.319	16:27:12.083
8	1:53.811		16:29:05.894
9	1:55.959	+2.148	16:31:01.853
10	1:55.522	+1.711	16:32:57.375
11	1:54.869	+1.058	16:34:52.244

(69) Vilnis BATRAKS

Lap	Lap Tm	Diff	Time of Day
1	2:00.244	+5.892	16:15:14.487
2	2:03.205	+8.853	16:17:17.692
3	1:57.552	+3.200	16:19:15.244
4	1:58.228	+3.876	16:21:13.472
5	1:58.984	+4.632	16:23:12.456
6	1:57.261	+2.909	16:25:09.717
7	1:58.441	+4.089	16:27:08.158
8	1:57.401	+3.049	16:29:05.559
9	1:57.590	+3.238	16:31:03.149
10	1:54.352		16:32:57.501
11	1:54.902	+0.550	16:34:52.403

(55) Janis OZOLINS

Lap	Lap Tm	Diff	Time of Day
1	2:01.351	+6.149	16:15:16.443
2	1:58.663	+3.461	16:17:15.106
3	1:59.111	+3.909	16:19:14.217
4	1:58.508	+3.306	16:21:12.725
5	1:58.849	+3.647	16:23:11.574
6	1:57.282	+2.080	16:25:08.856
7	1:58.530	+3.328	16:27:07.386
8	1:57.477	+2.275	16:29:04.863
9	1:57.992	+2.790	16:31:02.855
10	1:57.599	+2.397	16:33:00.454
11	1:55.202		16:34:55.656

Superkrossi karikavõistluste VII etapp

Lapchart


Lada 1300, Lada 1600

auto24ring www.auto24ring.ee 3,170 km

2. finaal - 12 ringi

20.07.2014 14:00

Race (12 Laps) started at 16:13:07




Competitors	Laps													
	0	1	2	3	4	5	6	7	8	9	10	11	12	
Peteris LAIPNIEKS (92)	1	92	92	92	92	37	37	37	37	37	37	37	37	37
Ivars VASARAUDZIS (37)	2	37	37	37	37	90	92	92	92	92	92	92	92	92
Rudolfs SMITS (90)	3	90	90	90	90	92	90	90	90	90	90	90	90	90
Matiss MEZAKS (96)	4	96	96	96	96	96	96	11	11	11	11	11	11	11
Konstantin SAMUSHIJA (11)	5	11	11	11	11	11	11	96	96	81	81	81	81	81
Aivars LAIPNIEKS (31)	6	31	33	33	33	81	81	81	81	96	96	96	96	96
Toms BERZINS (79)	7	79	79	79	79	33	33	33	33	33	33	49	49	49
Andris SLAVA (33)	8	33	49	81	81	79	49	49	49	49	49	33	33	33
Kristaps ABOLS (81)	9	81	81	49	49	49	79	87	87	87	87	87	87	87
Andris PRIEDITIS (49)	10	49	87	87	87	87	87	53	53	79	79	79	79	79
Martins LIGZDINS (87)	11	87	21	53	53	53	53	79	79	53	53	53	53	53
Aivo TAMMS (2)	12	2	53	21	2	2	2	2	2	31	31	31	31	31
Gints BREMZE (21)	13	21	2	2	21	21	21	31	31	2	2	2	2	2
Ronalds SENAVSKIS (53)	14	53	31	31	31	31	31	21	21	21	21	21	21	21
Girts VANAGAS (29)	15	29	69	29	55	29	55	55	55	55	29	29	29	29
Vilnis BATRAKS (69)	16	69	29	55	69	55	69	69	69	69	55	69	69	69
Janis OZOLINS (55)	17	55	55	69	29	69	29	29	29	29	69	55	55	55

Superkrossi karikavõistluste VII etapp

Lada 1300, Lada 1600

auto24ring www.auto24ring.ee 3,170 km

Lada 1600 - 1 + 2 punktid




Pos	No.	Name	Nat	R1.	R2.	Total points	Car	Entrant
1	37	Ivars VASARAUDZIS	LAT	1	1	2	Lada 2101	
2	92	Peteris LAIPNIEKS	LAT	2	2	4	Lada 2105	
3	90	Rudolfs SMITS	LAT	3	3	6	Lada 2106	
4	81	Kristaps ABOLS	LAT	4	5	9	Lada 2107	
5	11	Konstantin SAMUSHIJA	RUS	6	4	10	Lada 2105	
6	49	Andris PRIEDITIS	LAT	7	6	13	Lada 2105	
7	79	Toms BERZINS	LAT	5	8	13	Lada 2107	
8	33	Andris SLAVA	LAT	8	7	15	Lada 2105	
9	2	Aivo TAMMS	LAT	10	9	19	Lada 2107	
10	21	Gints BREMZE	LAT	9	10	19	Lada 21013	Norde Racing Factory
11	69	Vilnis BATRAKS	LAT	11	11	22	Lada 2103	
12	55	Janis OZOLINS	LAT	22	12	34	Lada 2107	

Superkrossi karikavõistluste VII etapp

Lada 1300, Lada 1600

auto24ring www.auto24ring.ee 3,170 km

Lada 1300 - 1 + 2 punktid



Pos	No.	Name	Nat	R1.	R2.	Total points	Car	Entrant
1	96	Matiss MEZAKS	LAT	2	1	3	Lada 21011	Biedzika Race Ring
2	87	Martins LIGZDINS	LAT	3	2	5	Lada 2105	
3	31	Aivars LAIPNIEKS	LAT	1	4	5	Lada 21013	
4	53	Ronalds SENAVSKIS	LAT	4	3	7	Lada 2101	
5	29	Girts VANAGAS	LAT	5	5	10	Lada 2101	