



Päättäajettavien ruohonleikkureiden 3h kestävyysajot
LEIKKUREIDEN LE MANS

Ruohonleikkureiden LeMans 2012

Sorted on Laps


LMRF Kauden 2012 SM Finaali

Haarajoen Saha 0,500 Km

3h kilpailu

6.10.2012 12:15

Race started at 12:15:36



Pos	No.	Name	Nat	Class	Laps	Total Tm	Diff	Best Tm	Best Speed	1 Driver	2 Driver	3 Driver	4 Driver
1	18	TEAM VÖTIKMETSA	EST	Avoim	202	3:00:36.139		43.381	41,493	Janek Kokkar	Ilmar Schaffrik	Arvet Köönverk	
2	38	TIENTUKKO RACING	FIN	Avoim	196	3:00:06.053	6 Laps	44.651	40,313	Jyri-Jussi Halko	Ari Vuollet	Teppo Lindroos	
3	20	TEAM VÖTIKMETSA	EST	Vakio Pro	182	3:00:04.004	20 Laps	52.879	34,040	Annely Tisler	Stella Netse		
4	37	HUSQVARNA RACING FINLAND	FIN	Avoim	182	3:00:52.855	20 Laps	47.903	37,576	Timo Salmi	Tuomas Siren	Heikki Santakangas	
5	10	BULLSHIT TEAM	FIN	Vakio Pro	177	3:04:19.066	25 Laps	51.643	34,855	Robert Sved	Christian Lindroos	Kristian Torkkel	
6	44	TEAM CRIS RACING	FIN	Avoim	160	3:04:58.026	42 Laps	51.077	35,241	Cristoffer Martin	Sami Dahlberg	Kaj Eklund	
7	19	TEAM VÖTIKMETSA	EST	Avoim	114	3:00:39.440	88 Laps	44.142	40,777	Margo Rosar	Hans-Kristjan Kautsaa	Timo Lepp	
8	15	TEAM SIPOON SÄÄTÄJÄ	FIN	Avoim	90	1:35:57.936	112 Laps	53.762	33,481	Juha Myrntinen	Markus Myrntinen	Jaakko Tikkanen	
9	9	MURRAY RACING FINLAND	FIN	Avoim	64	1:27:33.540	138 Laps	45.938	39,183	Pasi Huovinen	Jari Junikka	Marko Lehtinen	Jukka Laitinen
10	45	KESKENERÄINEN RACING	FIN	Vakio Pro	58	2:15:20.814	144 Laps	58.311	30,869	Tero Muhonen	Jani Kovanen	Ilpo Suonpää	
11	40	TEAM RYIJY MOTORSPORT	FIN	Avoim	15	44:41.358	187 Laps	50.679	35,518	Kauris Rask	Janne Honkanen	Marko Uotila	Tatu Muhonen





Päättäajettavien ruohonleikkureiden 3h kestävyysajot
LEIKKUREIDEN LE MANS

Ruohonleikkureiden LeMans 2012

Sorted on Laps


LMRF Kauden 2012 SM Finaali

Haarajoen Saha 0,500 Km

3h kilpailu

6.10.2012 12:15

Race started at 12:15:36



Pos	No.	Name	Nat	Class	Laps	Total Tm	Diff	Best Tm	Best Speed	1 Driver	2 Driver	3 Driver	4 Driver
Avoin													
1	18	TEAM VÖTIKMETSA	EST	Avoin	202	3:00:36.139		43.381	41,493	Janek Kokkar	Ilmar Schaffrik	Arvet Köönverk	
2	38	TIENTUKKO RACING	FIN	Avoin	196	3:00:06.053	6 Laps	44.651	40,313	Jyri-Jussi Halko	Ari Vuollet	Teppo Lindroos	
3	37	HUSQVARNA RACING FINLAND	FIN	Avoin	182	3:00:52.855	20 Laps	47.903	37,576	Timo Salmi	Tuomas Siren	Heikki Santakangas	
4	44	TEAM CRIS RACING	FIN	Avoin	160	3:04:58.026	42 Laps	51.077	35,241	Cristoffer Martin	Sami Dahlberg	Kaj Eklund	
5	19	TEAM VÖTIKMETSA	EST	Avoin	114	3:00:39.440	88 Laps	44.142	40,777	Margo Rosar	Hans-Kristjan Kautsaa	Timo Lepp	
6	15	TEAM SIPOON SÄÄTÄJÄ	FIN	Avoin	90	1:35:57.936	112 Laps	53.762	33,481	Juha Myrntinen	Markus Myrntinen	Jaakko Tikkanen	
7	9	MURRAY RACING FINLAND	FIN	Avoin	64	1:27:33.540	138 Laps	45.938	39,183	Pasi Huovinen	Jari Junikka	Marko Lehtinen	Jukka Laitinen
8	40	TEAM RYIJY MOTORSPORT	FIN	Avoin	15	44:41.358	187 Laps	50.679	35,518	Kauris Rask	Janne Honkanen	Marko Uotila	Tatu Muhonen
Vakio Pro													
1	20	TEAM VÖTIKMETSA	EST	Vakio Pro	182	3:00:04.004		52.879	34,040	Annely Tisler	Stella Netse		
2	10	BULLSHIT TEAM	FIN	Vakio Pro	177	3:04:19.066	5 Laps	51.643	34,855	Robert Sved	Christian Lindroos	Kristian Torkkel	
3	45	KESKENERÄINEN RACING	FIN	Vakio Pro	58	2:15:20.814	124 Laps	58.311	30,869	Tero Muhonen	Jani Kovanen	Ilpo Suonpää	



Ruohonleikkureiden LeMans 2012

LMRF Kauden 2012 SM Finaali

Haarajoen Saha 0,500 Km

3h kilpailu

6.10.2012 12:15

Race started at 12:15:36

Lap	Lap Tm	Diff	Gap	Time of Day	Lap	Lap Tm	Diff	Gap	Time of Day	Lap	Lap Tm	Diff	Gap	Time of Day
12	46.896	+2.245	+0.887	12:25:33.506	85	49.745	+5.094	-0.514	13:41:05.818	58	47.843	+3.192	-4.903	14:44:07.158
13	45.430	+0.779	-1.466	12:26:18.936	86	51.392	+6.741	+1.647	13:41:57.210	59	46.305	+1.654	-1.538	14:44:53.463
14	46.328	+1.677	+0.898	12:27:05.264	87	48.777	+4.126	-2.615	13:42:45.987	60	46.080	+1.429	-0.225	14:45:39.543
15	45.118	+0.467	-1.210	12:27:50.382	88	55.961	+11.310	+7.184	13:43:41.948	61	48.027	+3.376	+1.947	14:46:27.570
16	47.393	+2.742	+2.275	12:28:37.775	89	52.401	+7.550	-3.560	13:44:34.349	62	49.137	+4.486	+1.110	14:47:16.707
17	47.507	+2.856	+0.114	12:29:25.282	90	48.278	+3.627	-4.123	13:45:22.627	63	50.941	+6.290	+1.804	14:48:07.648
18	45.518	+0.867	-1.989	12:30:10.800	91	49.148	+4.497	+0.870	13:46:11.775	64	49.732	+5.081	-1.209	14:48:57.380
19	45.648	+0.997	+0.130	12:30:56.448	92	50.014	+5.363	+0.866	13:47:01.789	65	49.272	+4.621	-0.460	14:49:46.652
20	11:50.488	+11:05.837	1:04.840	12:42:46.936	93	48.227	+3.576	-1.787	13:47:50.016	66	47.389	+2.738	-1.883	14:50:34.041
21	50.369	+5.718	1:00.119	12:43:37.305	94	49.920	+5.269	+1.693	13:48:39.936	67	47.817	+3.166	+0.428	14:51:21.858
22	50.014	+5.363	-0.355	12:44:27.319	95	49.547	+4.896	-0.373	13:49:29.483	68	50.883	+6.232	+3.066	14:52:12.741
23	46.348	+1.697	-3.666	12:45:13.667	96	48.353	+3.702	-1.194	13:50:17.836	69	50.594	+5.943	-0.289	14:53:03.335
24	45.883	+1.232	-0.465	12:45:59.550	97	51.868	+7.217	+3.515	13:51:09.704	70	50.122	+5.471	-0.472	14:53:53.457
25	48.696	+4.045	+2.813	12:46:48.246	98	49.178	+4.527	-2.690	13:51:58.882	71	48.660	+4.009	-1.462	14:54:42.117
26	48.547	+3.896	-0.149	12:47:36.793	99	53.946	+9.295	+4.768	13:52:52.828	72	48.196	+3.545	-0.464	14:55:30.313
27	45.571	+0.920	-2.976	12:48:22.364	00	48.697	+4.046	-5.249	13:53:41.525	73	49.944	+5.293	+1.748	14:56:20.257
28	45.918	+1.267	+0.347	12:49:08.282	01	49.039	+4.388	+0.342	13:54:30.564	74	49.502	+4.851	-0.442	14:57:09.759
29	48.539	+3.888	+2.621	12:49:56.821	02	49.787	+5.136	+0.748	13:55:20.351	75	50.274	+5.623	+0.772	14:58:00.033
30	45.876	+1.225	-2.663	12:50:42.697	03	51.839	+7.188	+2.052	13:56:12.190	76	48.744	+4.093	-1.530	14:58:48.777
31	51.380	+6.729	+5.504	12:51:34.077	04	1:42.638	+57.987	+50.799	13:57:54.828	77	53.208	+8.557	+4.464	14:59:41.985
32	1:11.578	+26.927	+20.198	12:52:45.655	05	51.575	+6.924	-51.063	13:58:46.403	78	55.482	+10.831	+2.274	15:00:37.467
33	52.544	+7.893	-19.034	12:53:38.199	06	49.888	+5.237	-1.687	13:59:36.291	79	51.361	+6.710	-4.121	15:01:28.828
34	53.621	+8.970	+1.077	12:54:31.820	07	1:02.296	+17.645	+12.408	14:00:38.587	80	52.441	+7.790	+1.080	15:02:21.269
35	52.445	+7.794	-1.176	12:55:24.265	08	52.025	+7.374	-10.271	14:01:30.612	81	51.809	+7.158	-0.632	15:03:13.078
36	51.828	+7.177	-0.617	12:56:16.093	09	49.028	+4.377	-2.997	14:02:19.640	82	51.599	+6.948	-0.210	15:04:04.677
37	51.746	+7.095	-0.082	12:57:07.839	10	50.740	+6.089	+1.712	14:03:10.380	83	51.079	+6.428	-0.520	15:04:55.756
38	55.449	+10.798	+3.703	12:58:03.288	11	52.073	+7.422	+1.333	14:04:02.453	84	50.261	+5.610	-0.818	15:05:46.017
39	1:52.636	+1:07.985	+57.187	12:59:55.924	12	50.535	+5.884	-1.538	14:04:52.988	85	57.797	+13.146	+7.536	15:06:43.814
40	52.242	+7.591	1:00.394	13:00:48.166	13	52.255	+7.604	+1.720	14:05:45.243	86	50.884	+6.233	-6.913	15:07:34.698
41	53.759	+9.108	+1.517	13:01:41.925	14	52.168	+7.517	-0.087	14:06:37.411	87	49.677	+5.026	-1.207	15:08:24.375
42	52.272	+7.621	-1.487	13:02:34.197	15	51.960	+7.309	-0.208	14:07:29.371	88	50.403	+5.752	+0.726	15:09:14.778
43	50.924	+6.273	-1.348	13:03:25.121	16	56.363	+11.712	+4.403	14:08:25.734	89	49.670	+5.019	-0.733	15:10:04.448
44	50.015	+5.364	-0.909	13:04:15.136	17	51.804	+7.153	-4.559	14:09:17.538	90	48.019	+3.368	-1.651	15:10:52.467
45	49.527	+4.876	-0.488	13:05:04.663	18	54.014	+9.363	+2.210	14:10:11.552	91	50.699	+6.048	+2.680	15:11:43.166
46	52.084	+7.433	+2.557	13:05:56.747	19	51.807	+7.156	-2.207	14:11:03.359	92	46.849	+2.198	-3.850	15:12:30.015
47	50.482	+5.831	-1.602	13:06:47.229	20	49.276	+4.625	-2.531	14:11:52.635	93	47.400	+2.749	+0.551	15:13:17.415
48	51.243	+6.592	+0.761	13:07:38.472	21	49.769	+5.118	+0.493	14:12:42.404	94	50.072	+5.421	+2.672	15:14:07.487
49	51.739	+7.088	+0.496	13:08:30.211	22	50.514	+5.863	+0.745	14:13:32.918	95	49.072	+4.421	-1.000	15:14:56.559
50	49.364	+4.713	-2.375	13:09:19.575	23	49.393	+4.742	-1.121	14:14:22.311	96	45.535	+0.884	-3.537	15:15:42.094
51	1:07.736	+23.085	+18.372	13:10:27.311	24	49.883	+5.232	+0.490	14:15:12.194	Best Tm: 44.651				
52	50.842	+6.191	-16.894	13:11:18.153	25	48.727	+4.076	-1.156	14:16:00.921	(20) TEAM VÖTIKMETSA				
53	51.723	+7.072	+0.881	13:12:09.876	26	51.407	+6.756	+2.680	14:16:52.328	1	56.458	+3.579		12:17:29.240
54	48.063	+3.412	-3.660	13:12:57.939	27	2:07.430	+1:22.779	1:16.023	14:18:59.758	2	55.791	+2.912	-0.667	12:18:25.031
55	1:51.432	+1:06.781	1:03.369	13:14:49.371	28	49.005	+4.354	1:18.425	14:19:48.763	3	57.030	+4.151	+1.239	12:19:22.061
56	45.602	+0.951	1:05.830	13:15:34.973	29	48.656	+4.005	-0.349	14:20:37.419	4	56.913	+4.034	-0.117	12:20:18.974
57	48.447	+3.796	+2.845	13:16:23.420	30	49.584	+4.933	+0.928	14:21:27.003	5	57.595	+4.716	+0.682	12:21:16.569
58	44.962	+0.311	-3.485	13:17:08.382	31	46.625	+1.974	-2.959	14:22:13.628	6	58.301	+5.422	+0.706	12:22:14.870
59	53.655	+9.004	+8.693	13:18:02.037	32	47.836	+3.185	+1.211	14:23:01.464	7	1:33.131	+40.252	+34.830	12:23:48.001
60	45.592	+0.941	-8.063	13:18:47.629	33	51.468	+6.817	+3.632	14:23:52.932	8	54.500	+1.621	-38.631	12:24:42.501
61	52.563	+7.912	+6.971	13:19:40.192	34	50.704	+6.053	-0.764	14:24:43.636	9	54.927	+2.048	+0.427	12:25:37.428
62	55.553	+10.902	+2.990	13:20:35.745	35	48.426	+3.775	-2.278	14:25:32.062	10	53.647	+0.768	-1.280	12:26:31.075
63	51.728	+7.077	-3.825	13:21:27.473	36	47.584	+2.933	-0.842	14:26:19.646	11	56.450	+3.571	+2.803	12:27:27.525
64	50.459	+5.808	-1.269	13:22:17.932	37	47.881	+3.230	+0.297	14:27:07.527	12	53.806	+0.927	-2.644	12:28:21.331
65	46.256	+1.605	-4.203	13:23:04.188	38	49.187	+4.536	+1.306	14:27:56.714	13	53.320	+0.441	-0.486	12:29:14.651
66	45.531	+0.880	-0.725	13:23:49.719	39	47.143	+2.492	-2.044	14:28:43.857	14	55.523	+2.644	+2.203	12:30:10.174
67	46.451	+1.800	+0.920	13:24:36.170	40	54.912	+10.261	+7.769	14:29:38.769	15	53.962	+1.083	-1.561	12:31:04.136
68	46.619	+1.968	+0.168	13:25:22.789	41	46.592	+1.941	-8.320	14:30:25.361	16	57.222	+4.343	+3.260	12:32:01.358
69	1:09.978	+25.327	+23.359	13:26:32.767	42	47.465	+2.814	+0.873	14:31:12.826	17	54.727	+1.848	-2.495	12:32:56.085
70	50.290	+5.639	-19.688	13:27:23.057	43	47.679	+3.028	+0.214	14:32:00.505	18	54.721	+1.842	-0.006	12:33:50.806
71	44.651	-5.639	-5.639	13:28:07.708	44	46.587	+1.936	-1.092	14:32:47.092	19	54.911	+2.032	+0.190	12:34:45.717
72	46.717	+2.066	+2.066	13:28:54.425	45	49.961	+5.310	+3.374	14:33:37.053	20	56.476	+3.597	+1.565	12:35:42.193
73	1:06.680	+22.029	+19.963	13:30:01.105	46	48.037	+3.386	-1.924	14:34:25.090	21	54.120	+1.241	-2.356	12:36:36.313
74	46.112	+1.461	-20.568	13:30:47.217	47	47.539	+2.888	-0.498	14:35:12.629	22	57.757	+4.878	+3.637	12:37:34.070
75	44.737	+0.086	-1.375	13:31:31.954	48	46.833	+2.182	-0.706	14:35:59.462	23	56.282	+3.403	-1.475	12:38:30.352
76	52.199	+7.548	+7.462	13:32:24.153	49	49.345	+4.694	+2.512	14:36:48.807	24	54.913	+2.034	-1.369	12:39:25.265
77	45.671	+1.020	-6.528	13:33:09.824	50	49.891	+5.240	+0.546	14:37:38.698	25	55.637	+2.758	+0.724	12:40:20.902
78	48.482	+3.831	+2.811	13:33:58.306	51	51.138	+6.487	+1.247	14:38:29.836	26	55.628	+2.749	-0.009	12:41:16.530
79	45.139	+0.488	-3.343	13:34:43.445	52	48.623	+3.972	-2.515	14:39:18.459	27	54.434	+1.555	-1.194	12:42:10.964
80	48.524	+3.873	+3.385	13:35:31.969	53	46.583	+1.932	-2.040	14:40:05.042	28	55.223	+2.344	+0.789	12:43:06.187
81	47.700	+3.049	-0.824	13:36:19.669</										



Ruohonleikkureiden LeMans 2012

LMRF Kauden 2012 SM Finaali

Haarajoen Saha 0,500 Km

3h kilpailu

6.10.2012 12:15

Race started at 12:15:36

Lap	Lap Tm	Diff	Gap	Time of Day	Lap	Lap Tm	Diff	Gap	Time of Day	Lap	Lap Tm	Diff	Gap	Time of Day
31	55.379	+2.500	+1.779	12:45:50.949	.04	58.599	+5.720	+1.132	13:58:51.394	.77	59.949	+7.070	+6.416	15:11:07.641
32	55.361	+2.482	-0.018	12:46:46.310	.05	54.939	+2.060	-3.660	13:59:46.333	.78	57.588	+4.709	-2.361	15:12:05.229
33	56.614	+3.735	+1.253	12:47:42.924	.06	55.873	+2.994	+0.934	14:00:42.206	.79	52.879		-4.709	15:12:58.108
34	54.270	+1.391	-2.344	12:48:37.194	.07	54.175	+1.296	-1.698	14:01:36.381	.80	52.963	+0.084	+0.084	15:13:51.071
35	1:59.490	+1:06.611	1:05.220	12:50:36.684	.08	54.701	+1.822	+0.526	14:02:31.082	.81	54.403	+1.524	+1.440	15:14:45.474
36	56.817	+3.938	1:02.673	12:51:33.501	.09	55.157	+2.278	+0.456	14:03:26.239	.82	54.571	+1.692	+0.168	15:15:40.045
37	1:02.157	+9.278	+5.340	12:52:35.658	.10	54.780	+1.901	-0.377	14:04:21.019		Best Tm: 52.879			
38	57.165	+4.286	-4.992	12:53:32.823	.11	58.373	+5.494	+3.593	14:05:19.392		(73) HUSQVARNA RACING FINLAND			
39	57.720	+4.841	+0.555	12:54:30.543	.12	58.132	+5.253	-0.241	14:06:17.524	1	52.203	+4.300		12:17:17.736
40	58.324	+5.445	+0.604	12:55:28.867	.13	1:02.481	+9.602	+4.349	14:07:20.005	2	52.859	+4.956	+0.656	12:18:10.595
41	57.799	+4.920	-0.525	12:56:26.666	.14	54.540	+1.661	-7.941	14:08:14.545	3	52.708	+4.805	-0.151	12:19:03.303
42	54.068	+1.189	-3.731	12:57:20.734	.15	54.064	+1.185	-0.476	14:09:08.609	4	47.903		-4.805	12:19:51.206
43	56.209	+3.330	+2.141	12:58:16.943	.16	53.760	+0.881	-0.304	14:10:02.369	5	48.395	+0.492	+0.492	12:20:39.601
44	59.933	+7.054	+3.724	12:59:16.876	.17	55.251	+2.372	+1.491	14:10:57.620	6	49.048	+1.145	+0.653	12:21:28.649
45	1:16.692	+23.813	+16.759	13:00:33.568	.18	54.295	+1.416	-0.956	14:11:51.915	7	50.687	+2.784	+1.639	12:22:19.336
46	59.878	+6.999	-16.814	13:01:33.446	.19	54.705	+1.826	+0.410	14:12:46.620	8	51.456	+3.553	+0.769	12:23:10.792
47	56.416	+3.537	-3.462	13:02:32.862	.20	57.867	+4.988	+3.162	14:13:44.487	9	49.239	+1.336	-2.217	12:24:00.031
48	58.830	+5.951	+2.414	13:03:28.692	.21	54.803	+1.924	-3.064	14:14:39.290	10	51.019	+3.116	+1.780	12:24:51.050
49	58.222	+5.343	-0.608	13:04:26.914	.22	55.295	+2.416	+0.492	14:15:34.585	11	50.509	+2.606	-0.510	12:25:41.559
50	57.670	+4.791	-0.552	13:05:24.584	.23	54.945	+2.066	-0.350	14:16:29.530	12	50.205	+2.302	-0.304	12:26:31.764
51	57.649	+4.770	-0.021	13:06:22.233	.24	57.573	+4.694	+2.628	14:17:27.103	13	48.253	+0.350	-1.952	12:27:20.017
52	58.142	+5.263	+0.493	13:07:20.375	.25	2:24.871	+1:31.992	1:27.298	14:19:51.974	14	50.952	+3.049	+2.699	12:28:10.969
53	58.222	+5.343	+0.080	13:08:18.597	.26	59.503	+6.624	1:25.368	14:20:51.477	15	49.823	+1.920	-1.129	12:29:00.792
54	56.580	+3.701	-1.642	13:09:15.177	.27	58.205	+5.326	-1.298	14:21:49.682	16	49.672	+1.769	-0.151	12:29:50.464
55	56.079	+3.200	-0.501	13:10:11.256	.28	57.783	+4.904	-0.422	14:22:47.465	17	48.861	+0.958	-0.811	12:30:39.325
56	58.370	+5.491	+2.291	13:11:09.626	.29	57.386	+4.507	-0.397	14:23:44.851	18	56.290	+8.387	+7.429	12:31:35.615
57	57.796	+4.917	-0.574	13:12:07.422	.30	58.480	+5.601	+1.094	14:24:43.331	19	50.791	+2.888	-5.499	12:32:26.406
58	57.123	+4.244	-0.673	13:13:04.545	.31	58.521	+5.642	+0.041	14:25:41.852	20	51.537	+3.634	+0.746	12:33:17.943
59	57.193	+4.314	+0.070	13:14:01.738	.32	58.373	+5.494	-0.148	14:26:40.225	21	54.796	+6.893	+3.259	12:34:12.739
60	58.258	+5.379	+1.065	13:14:59.996	.33	59.174	+6.295	+0.801	14:27:39.399	22	49.226	+1.323	-5.570	12:35:01.965
61	56.586	+3.707	-1.672	13:15:56.582	.34	59.304	+6.425	+0.130	14:28:38.703	23	52.487	+4.584	+3.261	12:35:54.452
62	1:03.368	+10.489	+6.782	13:16:59.950	.35	59.494	+6.615	+0.190	14:29:38.197	24	48.251	+0.348	-4.236	12:36:42.703
63	1:04.215	+11.336	+0.847	13:18:04.165	.36	59.550	+6.671	+0.056	14:30:37.747	25	51.432	+3.529	+3.181	12:37:34.135
64	1:01.792	+8.913	-2.423	13:19:05.957	.37	59.989	+7.110	+0.439	14:31:37.736	26	48.543	+0.640	-2.889	12:38:22.678
65	1:02.579	+9.700	+0.787	13:20:08.536	.38	58.686	+5.807	-1.303	14:32:36.422	27	52.263	+4.360	+3.720	12:39:14.941
66	1:04.124	+11.245	+1.545	13:21:12.660	.39	1:00.120	+7.241	+1.434	14:33:36.542	28	53.002	+5.099	+0.739	12:40:07.943
67	57.988	+5.109	-6.136	13:22:10.648	.40	59.913	+7.034	-0.207	14:34:36.455	29	50.893	+2.990	-2.109	12:40:58.836
68	58.379	+5.500	+0.391	13:23:09.027	.41	58.008	+5.129	-1.905	14:35:34.463	30	53.109	+5.206	+2.216	12:41:51.945
69	55.770	+2.891	-2.609	13:24:04.797	.42	57.753	+4.874	-0.255	14:36:32.216	31	53.271	+5.368	+0.162	12:42:45.216
70	56.515	+3.636	+0.745	13:25:01.312	.43	58.233	+5.354	+0.480	14:37:30.449	32	50.957	+3.054	-2.314	12:43:36.173
71	55.941	+3.062	-0.574	13:25:57.253	.44	1:01.601	+8.722	+3.368	14:38:32.050	33	50.415	+2.512	-0.542	12:44:26.588
72	56.109	+3.230	+0.168	13:26:53.362	.45	57.860	+4.981	-3.741	14:39:29.910	34	51.416	+3.513	+1.001	12:45:18.004
73	1:00.169	+7.290	+4.060	13:27:53.531	.46	58.012	+5.133	+0.152	14:40:27.922	35	51.386	+3.483	-0.030	12:46:09.390
74	57.662	+4.783	-2.507	13:28:51.193	.47	56.726	+3.847	-1.286	14:41:24.648	36	51.051	+3.148	-0.335	12:47:00.441
75	1:20.468	+27.589	+22.806	13:30:11.661	.48	56.407	+3.528	-0.319	14:42:21.055	37	52.236	+4.333	+1.185	12:47:52.677
76	1:01.913	+9.034	-18.555	13:31:13.574	.49	56.481	+3.602	+0.074	14:43:17.536	38	52.088	+4.185	-0.148	12:48:44.765
77	57.241	+4.362	-4.672	13:32:10.815	.50	57.359	+4.480	+0.878	14:44:14.895	39	53.581	+5.678	+1.493	12:49:38.346
78	56.745	+3.866	-0.496	13:33:07.560	.51	1:00.607	+7.728	+3.248	14:45:15.502	40	56.486	+8.583	+2.905	12:50:34.832
79	1:01.250	+8.371	+4.505	13:34:08.810	.52	1:00.409	+7.530	-0.198	14:46:15.911	41	52.422	+4.519	-4.064	12:51:27.254
80	59.317	+6.438	-1.933	13:35:08.127	.53	58.252	+5.373	-2.157	14:47:14.163	42	49.120	+7.007	+2.488	12:52:22.164
81	1:00.266	+7.387	+0.949	13:36:08.393	.54	58.892	+6.013	+0.640	14:48:13.055	43	53.440	+5.537	-1.470	12:53:15.604
82	1:03.647	+10.768	+3.381	13:37:12.040	.55	1:04.215	+11.336	+5.323	14:49:17.270	44	53.428	+5.525	-0.012	12:54:09.032
83	58.963	+6.084	-4.684	13:38:11.003	.56	59.645	+6.766	-4.570	14:50:16.915	45	55.867	+7.964	+2.439	12:55:04.899
84	56.878	+3.999	-2.085	13:39:07.881	.57	59.091	+6.212	-0.554	14:51:16.006	46	53.360	+5.457	-2.507	12:55:58.259
85	1:55.311	+1:02.432	+58.433	13:41:03.192	.58	1:00.144	+7.265	+1.053	14:52:16.150	47	56.529	+8.626	+3.169	12:56:54.788
86	53.507	+0.628	1:01.804	13:41:56.699	.59	56.827	+3.948	-3.317	14:53:12.977	48	53.391	+5.488	-3.138	12:57:48.179
87	54.570	+1.691	+1.063	13:42:51.269	.60	57.678	+4.799	+0.851	14:54:10.655	49	53.062	+5.159	-0.329	12:58:41.241
88	53.211	+0.332	-1.359	13:43:44.480	.61	58.617	+5.738	+0.939	14:55:09.272	50	52.438	+4.535	-0.624	12:59:33.679
89	59.912	+7.033	+6.701	13:44:44.392	.62	58.908	+6.029	+0.291	14:56:08.180	51	55.690	+7.787	+3.252	13:00:29.369
90	59.157	+6.278	-0.755	13:45:43.549	.63	57.761	+4.882	-1.147	14:57:05.941	52	1:00.796	+12.893	+5.106	13:01:30.165
91	55.504	+2.625	-3.653	13:46:39.053	.64	58.721	+5.842	+0.960	14:58:04.662	53	52.364	+4.461	-8.432	13:02:22.529
92	55.708	+2.829	+0.204	13:47:34.761	.65	57.712	+4.833	-1.009	14:59:02.374	54	50.411	+2.508	-1.953	13:03:12.940
93	55.003	+2.124	-0.705	13:48:29.764	.66	57.009	+4.130	-0.703	14:59:59.383	55	51.729	+3.826	+1.318	13:04:04.669
94	58.075	+5.196	+3.072	13:49:27.839	.67	57.964	+5.085	+0.955	15:00:57.347	56	52.312	+4.409	+0.583	13:04:56.981
95	56.130	+3.251	-1.945	13:50:23.969	.68	58.056	+5.177	+0.092	15:01:55.403	57	55.369	+7.466	+3.057	13:05:52.350
96	55.570	+2.691	-0.560	13:51:19.539	.69	56.238	+3.359	-1.818	15:02:51.641	58	53.654	+5.751	-1.715	13:06:46.004
97	56.555	+3.676	+0.985	13:52:16.094	.70	56.522	+3.643	+0.284	15:03:48.163	59	7:17.987	+6:30.084	6:24.333	13:14:03.991
98	55.924	+3.045	-0.631	13:53:12.018	.71	56.754	+3.875	+0.232	15:04:44.917	60	50.021	+2.118	6:27.966	13:14:54.012
99	55.930	+3.051	+0.006	13:54:07.948	.72	1:40.339	+47.460	+43.585	15:06:25.256	61	50.960	+3.057	+0.939	13:15:44.972
100	54.994													



Päättäjäajettavien ruohonleikkureiden 3h kestävyysajot LEIKKUREIDEN LE MANS

Ruohonleikkureiden LeMans 2012

LMRF Kauden 2012 SM Finaali

Haarajoen Saha 0,500 Km

3h kilpailu

6.10.2012 12:15

Race started at 12:15:36

Lap	Lap Tm	Diff	Gap	Time of Day	Lap	Lap Tm	Diff	Gap	Time of Day	Lap	Lap Tm	Diff	Gap	Time of Day					
64	52.205	+4.302	+0.380	13:18:18.461	37	53.100	+5.197	5:41.290	14:26:15.061	24	53.033	+1.390	+0.392	12:37:57.753					
65	50.548	+2.645	-1.657	13:19:09.009	38	51.959	+4.056	-1.141	14:27:07.020	25	53.839	+2.196	+0.806	12:38:51.592					
66	52.900	+4.997	+2.352	13:20:01.909	39	57.117	+9.214	+5.158	14:28:04.137	26	4:01.405	+3:09.762	3:07.566	12:42:52.997					
67	51.586	+3.683	-1.314	13:20:53.495	40	52.977	+5.074	-4.140	14:28:57.114	27	57.251	+5.608	3:04.154	12:43:50.248					
68	51.067	+3.164	-0.519	13:21:44.562	41	50.385	+2.482	-2.592	14:29:47.499	28	59.683	+8.040	+2.432	12:44:49.931					
69	51.792	+3.889	+0.725	13:22:36.354	42	50.982	+3.079	+0.597	14:30:38.481	29	59.580	+7.937	-0.103	12:45:49.511					
70	52.271	+4.368	+0.479	13:23:28.625	43	50.746	+2.843	-0.236	14:31:29.227	30	55.521	+3.878	-4.059	12:46:45.032					
71	52.051	+4.148	-0.220	13:24:20.676	44	52.184	+4.481	+1.438	14:32:21.411	31	54.073	+2.430	-1.448	12:47:39.105					
72	50.272	+2.369	-1.779	13:25:10.948	45	51.130	+3.227	-1.054	14:33:12.541	32	56.542	+4.899	+2.469	12:48:35.647					
73	51.679	+3.776	+1.407	13:26:02.627	46	51.086	+3.183	-0.044	14:34:03.627	33	58.297	+6.654	+1.755	12:49:33.944					
74	51.065	+3.162	-0.614	13:26:53.692	47	50.582	+2.679	-0.504	14:34:54.209	34	54.976	+3.333	-3.321	12:50:28.920					
75	51.243	+3.340	+0.178	13:27:44.935	48	49.633	+1.730	-0.949	14:35:43.842	35	55.950	+4.307	+0.974	12:51:24.870					
76	48.628	+0.725	-2.615	13:28:33.563	49	50.721	+2.818	+1.088	14:36:34.563	36	56.277	+4.634	+0.327	12:52:21.147					
77	51.618	+3.715	+2.990	13:29:25.181	50	51.682	+3.779	+0.961	14:37:26.245	37	57.914	+6.271	+1.637	12:53:19.061					
78	52.220	+4.317	+0.602	13:30:17.401	51	6:45.245	+5:57.342	5:53.563	14:44:11.490	38	56.075	+4.432	-1.839	12:54:15.136					
79	48.598	+0.695	-3.622	13:31:05.999	52	1:00.121	+12.218	5:45.124	14:45:11.611	39	54.538	+2.895	-1.537	12:55:09.674					
80	48.433	+0.530	-0.165	13:31:54.432	53	59.649	+11.746	-0.472	14:46:11.260	40	55.047	+3.404	+0.509	12:56:04.721					
81	50.499	+2.596	+2.066	13:32:44.931	54	56.861	+8.958	-2.788	14:47:08.121	41	56.738	+5.095	+1.691	12:57:01.459					
82	48.343	+0.440	-2.156	13:33:33.274	55	59.003	+11.100	+2.142	14:48:07.124	42	57.059	+5.416	+0.321	12:57:58.518					
83	55.141	+7.238	+6.798	13:34:28.415	56	1:06.331	+18.428	+7.328	14:49:13.455	43	59.121	+7.478	+2.062	12:58:57.639					
84	51.230	+3.327	-3.911	13:35:19.645	57	58.814	+10.911	-7.517	14:50:12.269	44	55.980	+4.337	-3.141	12:59:53.619					
85	51.169	+3.266	-0.061	13:36:10.814	58	1:01.018	+13.115	+2.204	14:51:13.287	45	57.656	+6.013	+1.676	13:00:51.275					
86	49.875	+1.972	-1.294	13:37:00.689	59	57.070	+9.167	-3.948	14:52:10.357	46	57.946	+6.303	+0.290	13:01:49.221					
87	54.337	+6.434	+4.462	13:37:55.026	60	58.651	+10.748	+1.581	14:53:09.008	47	58.033	+6.390	+0.087	13:02:47.254					
88	50.249	+2.346	-4.088	13:38:45.275	61	57.869	+9.966	-0.782	14:54:06.877	48	56.077	+4.434	-1.956	13:03:43.331					
89	53.285	+5.382	+3.036	13:39:38.560	62	1:00.417	+12.514	+2.548	14:55:07.294	49	56.755	+5.112	+0.678	13:04:40.086					
90	52.168	+4.265	-1.117	13:40:30.728	63	58.683	+10.780	-1.734	14:56:05.977	50	57.077	+5.434	+0.322	13:05:37.163					
91	52.300	+4.397	+0.132	13:41:23.028	64	59.045	+11.142	+0.362	14:57:05.022	51	58.860	+7.217	+1.783	13:06:36.023					
92	52.449	+4.546	+0.149	13:42:15.477	65	58.097	+10.194	-0.948	14:58:03.119	52	56.787	+5.144	-2.073	13:07:32.810					
93	51.833	+3.930	-0.616	13:43:07.310	66	58.032	+10.129	-0.065	14:59:01.151	53	56.287	+4.644	-0.500	13:08:29.097					
94	51.213	+3.310	-0.620	13:43:58.523	67	1:06.060	+18.157	+8.028	15:00:07.211	54	57.993	+6.350	+1.706	13:09:27.090					
95	50.823	+2.920	-0.390	13:44:49.346	68	1:01.892	+13.989	-4.168	15:01:09.103	55	59.455	+7.812	+1.462	13:10:26.545					
96	55.160	+7.257	+4.337	13:45:44.506	69	1:11.005	+23.102	+9.113	15:02:20.108	56	57.146	+5.503	-2.309	13:11:23.691					
97	51.045	+3.142	-4.115	13:46:35.551	70	1:05.232	+17.329	-5.773	15:03:25.340	57	58.295	+6.652	+1.149	13:12:21.986					
98	52.756	+4.853	+1.711	13:47:28.307	71	1:07.339	+19.436	+2.107	15:04:32.679	58	58.403	+6.760	+0.108	13:13:20.389					
99	51.709	+3.806	-1.047	13:48:20.016	72	1:05.363	+17.460	-1.976	15:05:38.042	59	57.319	+5.676	-1.084	13:14:17.708					
100	50.199	+2.296	-1.510	13:49:10.215	73	1:05.201	+17.298	-0.162	15:06:43.243	60	1:44.811	+53.168	+47.492	13:16:02.519					
101	50.563	+2.660	+0.364	13:50:00.778	74	1:10.806	+22.903	+5.605	15:07:54.049	61	58.944	+7.301	-45.867	13:17:01.463					
102	50.752	+2.849	+0.189	13:50:51.530	75	1:03.065	+15.162	-7.741	15:08:57.114	62	1:00.136	+8.493	+1.192	13:18:01.599					
103	49.323	+1.420	-1.429	13:51:40.853	76	1:06.724	+18.821	+3.659	15:10:03.838	63	59.003	+7.360	-1.133	13:19:00.602					
104	49.974	+2.071	+0.651	13:52:30.827	77	1:03.004	+15.101	-3.720	15:11:06.842	64	55.822	+4.179	-3.181	13:19:56.424					
105	51.175	+3.272	+1.201	13:53:22.002	78	1:04.673	+16.770	+1.669	15:12:11.515	65	56.532	+4.889	+0.710	13:20:52.956					
106	52.376	+4.473	+1.201	13:54:14.378	79	1:03.965	+16.062	-0.708	15:13:15.480	66	59.008	+7.365	+2.476	13:21:51.964					
107	51.431	+3.528	-0.945	13:55:05.809	80	1:03.733	+15.830	-0.232	15:14:19.213	67	58.704	+7.061	-0.304	13:22:50.668					
108	50.055	+2.152	-1.376	13:55:55.864	81	1:05.677	+17.774	+1.944	15:15:24.890	68	56.753	+5.110	-1.951	13:23:47.421					
109	50.543	+2.640	+0.488	13:56:46.407	82	1:04.006	+16.103	-1.671	15:16:28.896	69	57.340	+5.697	+0.587	13:24:44.761					
110	50.772	+2.869	+0.229	13:57:37.179	Best Tm: 47.903										70	55.314	+3.671	-2.026	13:25:40.075
111	52.200	+4.297	+1.428	13:58:29.379	(10) BULLSHIT TEAM										71	54.666	+3.023	-0.648	13:26:34.741
112	51.025	+3.122	-1.175	13:59:20.404	1	52.450	+0.807		12:17:16.348	72	54.542	+2.899	-0.124	13:27:29.283					
113	54.908	+7.005	+3.883	14:00:15.312	2	52.597	+0.954	+0.147	12:18:08.945	73	55.708	+4.065	+1.166	13:28:24.991					
114	53.397	+5.494	-1.511	14:01:08.709	3	52.581	+0.938	-0.016	12:19:01.526	74	59.356	+7.713	+3.648	13:29:24.347					
115	51.848	+3.945	-1.549	14:02:00.557	4	52.698	+1.055	+0.117	12:19:54.224	75	55.844	+4.201	-3.512	13:30:20.191					
116	51.433	+3.530	-0.415	14:02:51.990	5	51.643		-1.055	12:20:45.867	76	56.539	+4.896	+0.695	13:31:16.730					
117	48.699	+0.796	-2.734	14:03:40.689	6	52.643	+1.000	+1.000	12:21:38.510	77	55.595	+3.952	-0.944	13:32:12.325					
118	49.517	+1.614	+0.818	14:04:30.206	7	54.713	+3.070	+2.070	12:22:33.223	78	56.181	+4.538	+0.586	13:33:08.506					
119	49.743	+1.840	+0.226	14:05:19.949	8	52.384	+0.741	-2.329	12:23:25.607	79	55.237	+3.594	-0.944	13:34:03.743					
120	49.992	+2.089	+0.249	14:06:09.941	9	53.536	+1.893	+1.152	12:24:19.143	80	58.126	+6.483	+2.889	13:35:01.869					
121	51.855	+3.952	+1.863	14:07:01.796	10	52.635	+0.992	-0.901	12:25:11.778	81	58.009	+6.366	-0.117	13:35:59.878					
122	50.465	+2.562	-1.390	14:07:52.261	11	55.699	+4.056	+3.064	12:26:07.477	82	56.441	+4.798	-1.568	13:36:56.319					
123	49.612	+1.709	-0.853	14:08:41.873	12	55.925	+4.282	+0.226	12:27:03.402	83	58.295	+6.652	+1.854	13:37:54.614					
124	50.942	+3.039	+1.330	14:09:32.815	13	56.821	+5.178	+0.896	12:28:00.223	84	57.413	+5.770	-0.882	13:38:52.027					
125	49.786	+1.883	-1.156	14:10:22.601	14	54.108	+2.465	-2.713	12:28:54.331	85	58.176	+6.533	+0.763	13:39:50.203					
126	50.400	+2.497	+0.614	14:11:13.001	15	54.975	+3.332	+0.867	12:29:49.306	86	57.379	+5.736	-0.797	13:40:47.582					
127	49.680	+1.777	-0.720	14:12:02.681	16	54.884	+3.241	-0.091	12:30:44.190	87	55.804	+4.161	-1.575	13:41:43.386					
128	50.055	+2.152	+0.375	14:12:52.736	17	54.403	+2.760	-0.481	12:31:38.593	88	58.293	+6.650	+2.489	13:42:41.679					
129	53.065	+5.162	+3.010	14:13:45.801	18	53.019	+1.376	-1.384	12:32:31.612	89	56.226	+4.583	-2.067	13:43:37.905					
130	48.979	+1.076	-4.086	14:14:34.780	19	54.990	+3.347	+1.971	12:33:26.602	90	55.864	+4.221	-0.362	13:44:33.769					
131	50.440	+2.537	+1.461	14:15:25.220	20	57.558	+5.915	+2.568	12:34:24.160	91	56.582	+4.939	+0.718	13:45:30.351					
132	50.826	+2.923	+0.386	14:16:16.046	21	53.049	+1.406	-4.509	12:35:17.209	92	55.617	+3.974	-0.965	13:46:25.968					
133	51.032	+3.129	+0.206	14:17:07.078	22	54.870	+3.227	+1.821	12:36:12.079	93	56.504	+4.861							



Päättääjettävien ruohonleikkureiden 3h kestävyysajot LEIKKUREIDEN LE MANS

Ruohonleikkureiden LeMans 2012

LMRF Kauden 2012 SM Finaali

Haarajoen Saha 0,500 Km

3h kilpailu

6.10.2012 12:15

Race started at 12:15:36

Lap	Lap Tm	Diff	Gap	Time of Day
97	56.252	+4.609	-0.219	13:51:07.233
98	54.171	+2.528	-2.081	13:52:01.404
99	57.804	+6.161	+3.633	13:52:59.208
100	54.513	+2.870	-3.291	13:53:53.721
101	53.977	+2.334	-0.536	13:54:47.698
102	55.712	+4.069	+1.735	13:55:43.410
103	56.523	+4.880	+0.811	13:56:39.933
104	55.511	+3.868	-1.012	13:57:35.444
105	58.837	+7.194	+3.326	13:58:34.281
106	54.963	+3.320	-3.874	13:59:29.244
107	1:01.236	+9.593	+6.273	14:00:30.480
108	2:24.585	+1:32.942	1:23.349	14:02:55.065
109	53.634	+1.991	1:30.951	14:03:48.699
110	53.011	+1.368	-0.623	14:04:41.710
111	54.573	+2.930	+1.562	14:05:36.283
112	55.458	+3.815	+0.885	14:06:31.741
113	55.669	+4.026	+0.211	14:07:27.410
114	54.614	+2.971	-1.055	14:08:22.024
115	54.395	+2.752	-0.219	14:09:16.419
116	53.225	+1.582	-1.170	14:10:09.644
117	52.623	+0.980	-0.602	14:11:02.267
118	53.879	+2.236	+1.256	14:11:56.146
119	53.193	+1.550	-0.686	14:12:49.339
120	55.815	+4.172	+2.622	14:13:45.154
121	55.455	+3.812	-0.360	14:14:40.609
122	54.832	+3.189	-0.623	14:15:35.441
123	55.081	+3.438	+0.249	14:16:30.522
124	53.366	+1.723	-1.715	14:17:23.888
125	51.650	+0.007	-1.716	14:18:15.538
126	52.800	+1.157	+1.150	14:19:08.338
127	53.174	+1.531	+0.374	14:20:01.512
128	2:04.394	+1:12.751	1:11.220	14:22:05.906
129	53.301	+1.658	1:11.093	14:22:59.207
130	53.594	+1.951	+0.293	14:23:52.801
131	54.505	+2.862	+0.911	14:24:47.306
132	55.104	+3.461	+0.599	14:25:42.410
133	53.165	+1.522	-1.939	14:26:35.575
134	53.907	+2.264	+0.742	14:27:29.482
135	54.221	+2.578	+0.314	14:28:23.703
136	54.547	+2.904	+0.326	14:29:18.250
137	54.308	+2.665	-0.239	14:30:12.558
138	2:53.958	+2:02.315	1:59.650	14:33:06.516
139	53.953	+2.310	2:00.005	14:34:00.469
140	55.893	+4.250	+1.940	14:34:56.362
141	55.435	+3.792	-0.458	14:35:51.797
142	55.306	+3.663	-0.129	14:36:47.103
143	56.201	+4.558	+0.895	14:37:43.304
144	54.712	+3.069	-1.489	14:38:38.016
145	54.290	+2.647	-0.422	14:39:32.306
146	56.427	+4.784	+2.137	14:40:28.733
147	56.445	+4.802	+0.018	14:41:25.178
148	56.751	+5.108	+0.306	14:42:21.929
149	56.805	+5.162	+0.054	14:43:18.734
150	57.044	+5.401	+0.239	14:44:15.778
151	56.399	+4.756	-0.645	14:45:12.177
152	53.928	+2.285	-2.471	14:46:06.105
153	55.264	+3.621	+1.336	14:47:01.369
154	56.124	+4.481	+0.860	14:47:57.493
155	58.296	+6.653	+2.172	14:48:55.789
156	59.276	+7.633	+0.980	14:49:55.065
157	56.525	+4.882	-2.751	14:50:51.590
158	2:39.728	+1:48.085	1:43.203	14:53:31.318
159	55.910	+4.267	1:43.818	14:54:27.228
160	57.067	+5.424	+1.157	14:55:24.295
161	55.477	+3.834	-1.590	14:56:19.772
162	56.808	+5.165	+1.331	14:57:16.580
163	55.733	+4.090	-1.075	14:58:12.313
164	54.679	+3.036	-1.054	14:59:06.992
165	2:04.617	+1:12.974	1:09.938	15:01:11.609
166	55.968	+4.325	1:08.649	15:02:07.577
167	53.778	+2.135	-2.190	15:03:01.355
168	56.307	+4.664	+2.529	15:03:57.662
169	54.249	+2.606	-2.058	15:04:51.911

Lap	Lap Tm	Diff	Gap	Time of Day
.70	2:05.565	+1:13.922	1:11.316	15:06:57.476
.71	57.754	+6.111	1:07.811	15:07:55.230
.72	1:02.383	+10.740	+4.629	15:08:57.613
.73	57.558	+5.915	-4.825	15:09:55.171
.74	1:52.387	+1:00.744	+54.829	15:11:47.558
.75	58.461	+6.818	-53.926	15:12:46.019
.76	58.133	+6.490	-0.328	15:13:44.152
.77	6:10.955	+5:19.312	5:12.822	15:19:55.107

Best Tm: 51.643

(44) TEAM CRIS RACING

Lap	Lap Tm	Diff	Gap	Time of Day
1	7:11.474	+6:20.397		12:23:53.454
2	1:05.144	+14.067	6:06.330	12:24:58.598
3	1:06.338	+15.261	+1.194	12:26:04.936
4	1:09.649	+18.572	+3.311	12:27:14.585
5	1:05.778	+14.701	-3.871	12:28:20.363
6	1:04.176	+13.099	-1.602	12:29:24.539
7	1:05.236	+14.159	+1.060	12:30:29.775
8	1:05.311	+14.234	+0.075	12:31:35.086
9	1:05.761	+14.684	+0.450	12:32:40.847
10	1:04.192	+13.115	-1.569	12:33:45.039
11	1:04.797	+13.720	+0.605	12:34:49.836
12	1:03.966	+12.889	-0.831	12:35:53.802
13	1:04.853	+13.776	+0.887	12:36:58.655
14	1:07.147	+16.070	+2.294	12:38:05.802
15	1:05.840	+14.763	-1.307	12:39:11.642
16	1:06.806	+15.729	+0.966	12:40:18.448
17	1:08.314	+17.237	+1.508	12:41:26.762
18	1:04.665	+13.588	-3.649	12:42:31.427
19	1:03.937	+12.860	-0.728	12:43:35.364
20	1:08.670	+17.593	+4.733	12:44:44.034
21	1:04.517	+13.440	-4.153	12:45:48.551
22	1:07.305	+16.228	+2.788	12:46:55.856
23	1:03.945	+12.868	-3.360	12:47:59.801
24	1:04.756	+13.679	+0.811	12:49:04.557
25	1:04.457	+13.380	-0.299	12:50:09.014
26	1:03.943	+12.866	-0.514	12:51:12.957
27	1:07.091	+16.014	+3.148	12:52:20.048
28	1:10.822	+19.745	+3.731	12:53:30.870
29	1:08.169	+17.092	-2.653	12:54:39.039
30	1:08.179	+17.102	+0.010	12:55:47.218
31	1:08.617	+17.540	+0.438	12:56:55.835
32	1:06.532	+15.455	-2.085	12:58:02.367
33	2:23.711	+1:32.634	1:17.179	13:00:26.078
34	59.019	+7.942	1:24.692	13:01:25.097
35	56.608	+5.531	-2.411	13:02:21.705
36	56.394	+5.317	-0.214	13:03:18.099
37	54.913	+3.836	-1.481	13:04:13.012
38	56.955	+5.878	+2.042	13:05:09.967
39	55.285	+4.208	-1.670	13:06:05.252
40	53.417	+2.340	-1.868	13:06:58.669
41	56.132	+5.055	+2.715	13:07:54.801
42	52.261	+1.184	-3.871	13:08:47.062
43	52.547	+1.470	+0.286	13:09:39.609
44	53.128	+2.051	+0.581	13:10:32.737
45	52.338	+1.261	-0.790	13:11:25.075
46	53.351	+2.274	+1.013	13:12:18.426
47	56.140	+5.063	+2.789	13:13:14.566
48	53.483	+2.406	-2.657	13:14:08.049
49	53.463	+2.386	-0.020	13:15:01.512
50	56.038	+4.961	+2.575	13:15:57.550
51	1:00.022	+8.945	+3.984	13:16:57.572
52	53.360	+2.283	-6.662	13:17:50.932
53	54.142	+3.065	+0.782	13:18:45.074
54	53.474	+2.397	-0.668	13:19:38.548
55	55.315	+4.238	+1.841	13:20:33.863
56	53.903	+2.826	-1.412	13:21:27.766
57	55.054	+3.977	+1.151	13:22:22.820
58	1:02.298	+11.221	+7.244	13:23:25.118
59	54.563	+3.486	-7.735	13:24:19.681
60	55.817	+4.740	+1.254	13:25:15.498
61	53.393	+2.316	-2.424	13:26:08.891

Lap	Lap Tm	Diff	Gap	Time of Day
62	58.324	+7.247	+4.931	13:27:07.215
63	53.516	+2.439	-4.808	13:28:00.731
64	55.907	+4.830	+2.391	13:28:56.638
65	56.716	+5.639	+0.809	13:29:53.354
66	55.806	+4.729	-0.910	13:30:49.160
67	54.368	+3.291	-1.438	13:31:43.528
68	54.946	+3.869	+0.578	13:32:38.474
69	1:00.493	+9.416	+5.547	13:33:38.967
70	55.601	+4.524	-4.892	13:34:34.568
71	56.269	+5.192	+0.668	13:35:30.837
72	3:50.520	+2:59.443	2:54.251	13:39:21.357
73	53.763	+2.686	2:56.757	13:40:15.120
74	55.093	+4.016	+1.330	13:41:10.213
75	53.356	+2.279	-1.737	13:42:03.569
76	53.812	+2.735	+0.456	13:42:57.381
77	52.257	+1.180	-1.555	13:43:49.638
78	55.728	+4.651	+3.471	13:44:45.366
79	4:33.547	+3:42.470	3:37.819	13:49:18.913
80	53.008	+1.931	3:40.539	13:50:11.921
81	56.946	+5.869	+3.938	13:51:08.867
82	53.680	+2.603	-3.266	13:52:02.547
83	54.664	+3.587	+0.984	13:52:57.211
84	54.627	+3.550	-0.037	13:53:51.838
85	53.497	+2.420	-1.130	13:54:45.335
86	52.517	+1.440	-0.980	13:55:37.852
87	57.610	+6.533	+5.093	13:56:35.462
88	52.931	+1.854	-4.679	13:57:28.393
89	55.578	+4.501	+2.647	13:58:23.971
90	51.147	+0.070	-4.431	13:59:15.118
91	57.287	+6.210	+6.140	14:00:12.405
92	55.204	+4.127	-2.083	14:01:07.609
93	55.102	+4.025	-0.102	14:02:02.711
94	51.406	+0.329	-3.696	14:02:54.117
95	51.297	+0.220	-1.109	14:03:45.414
96	51.172	+0.095	-0.125	14:04:36.586
97	53.252	+2.175	+2.080	14:05:29.838
98	53.353	+2.276	+0.101	14:06:23.191
99	52.388	+1.311	-0.965	14:07:15.579
100	52.575	+1.498	+0.187	14:08:08.154
101	52.116	+1.039	-0.459	14:09:00.270
102	53.620	+2.543	+1.504	14:09:53.890
103	52.215	+1.138	-1.405	14:10:46.105
104	51.077	-1.138	-1.138	14:11:37.182
105	52.974	+1.897	+1.897	14:12:30.156
106	54.211			



Päättäjäajettavien ruohonleikkureiden 3h kestävyysajot

LEIKKUREIDEN LE MANS

Ruohonleikkureiden LeMans 2012

LMRF Kauden 2012 SM Finaali

Haarajoen Saha 0,500 Km

3h kilpailu

6.10.2012 12:15

Race started at 12:15:36

Lap	Lap Tm	Diff	Gap	Time of Day
135	52.547	+1.470	+0.634	14:44:37.817
136	52.837	+1.760	+0.290	14:45:30.654
137	53.807	+2.730	+0.970	14:46:24.461
138	55.322	+4.245	+1.515	14:47:19.873
139	54.098	+3.021	-1.224	14:48:13.881
140	1:00.620	+9.543	+6.522	14:49:14.501
141	58.545	+7.468	-2.075	14:50:13.046
142	1:01.083	+10.006	+2.538	14:51:14.129
143	52.172	+1.095	-8.911	14:52:06.301
144	54.953	+3.876	+2.781	14:53:01.254
145	54.163	+3.086	-0.790	14:53:55.417
146	54.274	+3.197	+0.111	14:54:49.691
147	53.030	+1.953	-1.244	14:55:42.721
148	53.261	+2.184	+0.231	14:56:35.982
149	54.143	+3.066	+0.882	14:57:30.125
150	52.447	+1.370	-1.696	14:58:22.572
151	53.568	+2.491	+1.121	14:59:16.140
152	55.774	+4.697	+2.206	15:00:11.914
153	58.274	+7.197	+2.500	15:01:10.188
154	53.650	+2.573	-4.624	15:02:03.838
155	52.484	+1.407	-1.166	15:02:56.322
156	53.368	+2.291	+0.884	15:03:49.690
157	56.104	+5.027	+2.736	15:04:45.794
158	53.424	+2.347	-2.680	15:05:39.218
159	3:43.488	+2:52.411	2:50.064	15:09:22.706
160	11:11.361	+10:20.284	7:27.873	15:20:34.067

Best Tm: **51.077**

(19) TEAM VÖTIKMETSA

Lap	Lap Tm	Diff	Gap	Time of Day
1	44.142			12:17:00.015
2	45.911	+1.769	+1.769	12:17:45.926
3	45.246	+1.104	-0.665	12:18:31.172
4	51.211	+7.069	+5.965	12:19:22.383
5	45.011	+0.869	-6.200	12:20:07.394
6	44.402	+0.260	-0.609	12:20:51.796
7	47.131	+2.989	+2.729	12:21:38.927
8	45.168	+1.026	-1.963	12:22:24.095
9	23:28.179	+22:44.037	2:43.011	12:45:52.274
10	55.030	+10.888	2:33.149	12:46:47.304
11	52.478	+8.336	-2.552	12:47:39.782
12	56.446	+12.304	+3.968	12:48:36.228
13	51.722	+7.580	-4.724	12:49:27.950
14	52.100	+7.958	+0.378	12:50:20.050
15	53.550	+9.408	+1.450	12:51:13.600
16	50.697	+6.555	-2.853	12:52:04.297
17	50.321	+6.179	-0.376	12:52:54.618
18	53.020	+8.878	+2.699	12:53:47.638
19	54.141	+9.999	+1.121	12:54:41.779
20	52.210	+8.068	-1.931	12:55:33.989
21	54.040	+9.898	+1.830	12:56:28.029
22	54.133	+9.991	+0.093	12:57:22.162
23	53.210	+9.068	-0.923	12:58:15.372
24	53.606	+9.464	+0.396	12:59:08.978
25	57.025	+12.883	+3.419	13:00:06.003
26	56.132	+11.990	-0.893	13:01:02.135
27	54.907	+10.765	-1.225	13:01:57.042
28	55.096	+10.954	+0.189	13:02:52.138
29	56.455	+12.313	+1.359	13:03:48.593
30	55.487	+11.345	-0.968	13:04:44.800
31	54.566	+10.424	-0.921	13:05:38.646
32	59.333	+15.191	+4.767	13:06:37.979
33	3:44.720	+3:00.578	2:45.387	13:10:22.699
34	53.675	+9.533	2:51.045	13:11:16.374
35	56.611	+12.469	+2.936	13:12:12.985
36	2:50.861	+2:06.719	1:54.250	13:13:03.846
37	55.867	+11.725	1:54.994	13:15:59.713
38	59.161	+15.019	+3.294	13:16:58.874
39	53.866	+9.724	-5.295	13:17:52.740
40	53.139	+8.997	-0.727	13:18:45.879
41	49.099	+4.957	-4.040	13:19:34.978
42	49.343	+5.201	+0.244	13:20:24.321
43	56.809	+12.667	+7.466	13:21:21.130

Lap	Lap Tm	Diff	Gap	Time of Day
44	50.460	+6.318	-6.349	13:22:11.590
45	48.176	+4.034	-2.284	13:22:59.766
46	48.249	+4.107	+0.073	13:23:48.015
47	46.698	+2.556	-1.551	13:24:34.713
48	47.007	+2.865	+0.309	13:25:21.720
49	48.835	+4.693	+1.828	13:26:10.555
50	50.229	+6.087	+1.394	13:27:00.784
51	46.454	+2.312	-3.775	13:27:47.238
52	47.832	+3.690	+1.378	13:28:35.070
53	50.764	+6.622	+2.932	13:29:25.834
54	54.872	+10.730	+4.108	13:30:20.706
55	48.356	+4.214	-6.516	13:31:09.062
56	48.063	+3.921	-0.293	13:31:57.125
57	49.445	+5.303	+1.382	13:32:46.570
58	49.433	+5.291	-0.012	13:33:36.003
59	54.998	+10.856	+5.565	13:34:31.001
60	1:41.753	+57.611	+46.755	13:36:12.754
61	1:39.546	+55.404	-2.207	13:37:52.300
62	2:58.197	+2:14.055	1:18.651	13:40:50.497
63	54.182	+10.040	2:04.015	13:41:44.679
64	50.889	+6.747	-3.293	13:42:35.568
65	49.827	+5.685	-1.062	13:43:25.395
66	51.934	+7.792	+2.107	13:44:17.329
67	1:48.751	+1:04.609	+56.817	13:46:06.080
68	4:48.395	+4:04.253	2:59.644	13:50:54.475
69	50.029	+5.887	3:58.366	13:51:44.504
70	1:00.947	+16.805	+10.918	13:52:45.451
71	49.798	+5.656	-11.149	13:53:35.249
72	48.286	+4.144	-1.512	13:54:23.535
73	47.207	+3.065	-1.079	13:55:10.742
74	49.257	+5.115	+2.050	13:55:59.999
75	49.513	+5.371	+0.256	13:56:49.512
76	48.349	+4.207	-1.164	13:57:37.861
77	6:45.337	+6:01.195	5:56.988	14:04:23.198
78	1:00.310	+16.168	5:45.027	14:05:23.508
79	1:44.632	+1:00.490	+44.322	14:07:08.140
80	52.202	+8.060	-52.400	14:08:00.342
81	50.319	+6.177	-1.883	14:08:50.661
82	51.828	+7.686	+1.509	14:09:42.489
83	48.861	+4.719	-2.967	14:10:31.350
84	54.020	+9.878	+5.159	14:11:25.370
85	50.912	+6.770	-3.108	14:12:16.282
86	50.650	+6.508	-0.262	14:13:06.932
87	51.470	+7.328	+0.820	14:13:58.402
88	48.721	+4.579	-2.749	14:14:47.123
89	51.345	+7.203	+2.624	14:15:38.468
90	52.927	+8.785	+1.582	14:16:31.395
91	3:59.931	+3:15.789	3:07.004	14:20:31.326
92	1:03.869	+19.727	2:56.062	14:21:35.195
93	59.373	+15.231	-4.496	14:22:34.568
94	57.488	+13.346	-1.885	14:23:32.056
95	1:00.643	+16.501	+3.155	14:24:32.699
96	23:15.605	+22:31.463	2:14.962	14:47:48.304
97	13:57.971	+13:13.829	9:17.634	15:01:46.275
98	52.631	+8.489	3:05.340	15:02:38.906
99	50.993	+6.851	-1.638	15:03:29.899
.00	50.266	+6.124	-0.727	15:04:20.165
.01	48.865	+4.723	-1.401	15:05:09.030
.02	50.523	+6.381	+1.658	15:05:59.553
.03	50.673	+6.531	+0.150	15:06:50.226
.04	49.577	+5.435	-1.096	15:07:39.803
.05	49.666	+5.524	+0.089	15:08:29.469
.06	50.725	+6.583	+1.059	15:09:20.194
.07	51.128	+6.986	+0.403	15:10:11.322
.08	56.836	+12.694	+5.708	15:11:08.158
.09	55.559	+11.417	-1.277	15:12:03.717
.10	50.271	+6.129	-5.288	15:12:53.988
.11	50.781	+6.639	+0.510	15:13:44.769
.12	48.462	+4.320	-2.319	15:14:33.231
.13	52.481	+8.339	+4.019	15:15:25.712
.14	49.769	+5.627	-2.712	15:16:15.481

Best Tm: **44.142**

Lap	Lap Tm	Diff	Gap	Time of Day
(15) TEAM SIPOON SÄÄTÄJÄ				
1	56.075	+2.313		12:17:27.320
2	56.460	+2.698	+0.385	12:18:23.780
3	55.643	+1.881	-0.817	12:19:19.423
4	57.434	+3.672	+1.791	12:20:16.857
5	58.580	+4.818	+1.146	12:21:15.437
6	56.893	+3.131	-1.687	12:22:12.330
7	56.992	+3.230	+0.099	12:23:09.322
8	59.258	+5.496	+2.266	12:24:08.580
9	1:00.002	+6.240	+0.744	12:25:08.582
10	1:03.273	+9.511	+3.271	12:26:11.855
11	59.277	+5.515	-3.996	12:27:11.132
12	58.057	+4.295	-1.220	12:28:09.189
13	1:00.079	+6.317	+2.022	12:29:09.268
14	59.791	+6.029	-0.288	12:30:09.059
15	1:01.190	+7.428	+1.399	12:31:10.249
16	59.776	+6.014	-1.414	12:32:10.025
17	1:00.742	+6.980	+0.966	12:33:10.767
18	1:01.434	+7.672	+0.692	12:34:12.201
19	1:50.932	+57.170	+49.498	12:36:03.133
20	58.633	+4.871	-52.299	12:37:01.766
21	53.762		-4.871	12:37:55.528
22	55.651	+1.889	+1.889	12:38:51.179
23	58.219	+4.457	+2.568	12:39:49.398
24	57.933	+4.171	-0.286	12:40:47.331
25	57.662	+3.900	-0.271	12:41:44.993
26	59.084	+5.322	+1.422	12:42:44.077
27	58.508	+4.746	-0.576	12:43:42.585
28	57.429	+3.667	-1.079	12:44:40.014
29	56.632	+2.870	-0.797	12:45:36.646
30	1:00.433	+6.671	+3.801	12:46:37.079
31	58.918	+5.156	-1.515	12:47:35.997
32	58.392	+4.630	-0.526	12:48:34.389
33	58.828	+5.066	+0.436	12:49:33.217
34	59.208	+5.446	+0.380	12:50:32.425
35	59.931	+6.169	+0.723	12:51:32.356
36	1:00.036	+6.274	+0.105	12:52:32.392
37	59.293	+5.531	-0.743	12:53:31.685
38	57.670	+3.908	-1.623	12:54:29.355
39	58.475	+4.713	+0.805	12:55:27.830
40	57.822	+4.060	-0.653	12:56:25.652
41	1:47.598	+53.836	+49.776	12:58:13.250
42	1:02.954	+9.192	-44.644	12:59:16.204
43	59.430	+5.668	-3.524	13:00:15.634
44	56.931	+3.169	-2.499	13:01:12.565
45	57.014	+3.252	+0.083	13:02:09.579
46	56.493	+2.731	-0.521	13:03:06.072



Päättäjäajettavien ruohonleikkureiden 3h kestävyysajot LEIKKUREIDEN LE MANS

Ruohonleikkureiden LeMans 2012

LMRF Kauden 2012 SM Finaali

Haarajoen Saha 0,500 Km

3h kilpailu

6.10.2012 12:15

Race started at 12:15:36

Lap	Lap Tm	Diff	Gap	Time of Day
72	1:00.511	+6.749	-2.630	13:31:27.642
73	1:00.542	+6.780	+0.031	13:32:28.184
74	59.718	+5.956	-0.824	13:33:27.902
75	59.707	+5.945	-0.011	13:34:27.609
76	1:01.676	+7.914	+1.969	13:35:29.285
77	1:01.814	+8.052	+0.138	13:36:31.099
78	1:03.125	+9.363	+1.311	13:37:34.224
79	1:02.158	+8.396	-0.967	13:38:36.382
80	1:01.345	+7.583	-0.813	13:39:37.727
81	1:01.278	+7.516	-0.067	13:40:39.005
82	1:00.136	+6.374	-1.142	13:41:39.141
83	1:01.826	+8.064	+1.690	13:42:40.967
84	1:00.448	+6.686	-1.378	13:43:41.415
85	1:01.739	+7.977	+1.291	13:44:43.154
86	2:43.507	+1:49.745	1:41.768	13:47:26.661
87	59.297	+5.535	1:44.210	13:48:25.958
88	1:01.254	+7.492	+1.957	13:49:27.212
89	1:04.481	+10.719	+3.227	13:50:31.693
90	1:02.284	+8.522	-2.197	13:51:33.977

Best Tm: 53.762

(9) MURRAY RACING FINLAND

1	45.938			12:17:05.283
2	46.548	+0.610	+0.610	12:17:51.831
3	49.179	+3.241	+2.631	12:18:41.010
4	49.191	+3.253	+0.012	12:19:30.201
5	49.285	+3.347	+0.094	12:20:19.486
6	50.479	+4.541	+1.194	12:21:09.965
7	49.907	+3.969	-0.572	12:21:59.872
8	48.724	+2.786	-1.183	12:22:48.596
9	48.531	+2.593	-0.193	12:23:37.127
10	51.087	+5.149	+2.556	12:24:28.214
11	50.095	+4.157	-0.992	12:25:18.309
12	49.775	+3.837	-0.320	12:26:08.084
13	48.860	+2.922	-0.915	12:26:56.944
14	52.136	+6.198	+3.276	12:27:49.080
15	47.832	+1.894	-4.304	12:28:36.912
16	48.063	+2.125	+0.231	12:29:24.975
17	49.798	+3.860	+1.735	12:30:14.773
18	50.005	+4.067	+0.207	12:31:04.778
19	48.777	+2.839	-1.228	12:31:55.555
20	49.644	+3.706	+0.867	12:32:43.199
21	48.456	+2.518	-1.188	12:33:31.655
22	49.464	+3.526	+1.008	12:34:21.119
23	48.257	+2.319	-1.207	12:35:09.376
24	51.502	+5.564	+3.245	12:36:00.878
25	52.226	+6.288	+0.724	12:36:53.104
26	7:45.479	+6:59.541	6:53.253	12:44:38.583
27	53.655	+7.717	6:51.824	12:45:32.238
28	53.467	+7.529	-0.188	12:46:25.705
29	52.202	+6.264	-1.265	12:47:17.907
30	52.379	+6.441	+0.177	12:48:10.286
31	53.802	+7.864	+1.423	12:49:04.088
32	53.263	+7.325	-0.539	12:49:57.351
33	50.712	+4.774	-2.551	12:50:48.063
34	52.050	+6.112	+1.338	12:51:40.113
35	13:06.319	+12:20.381	2:14.269	13:04:46.432
36	55.348	+9.410	2:10.971	13:05:41.780
37	56.970	+11.032	+1.622	13:06:38.750
38	54.389	+8.451	-2.581	13:07:33.139
39	52.719	+6.781	-1.670	13:08:25.858
40	55.218	+9.280	+2.499	13:09:21.076
41	53.299	+7.361	-1.919	13:10:14.375
42	50.322	+4.384	-2.977	13:11:04.697
43	52.403	+6.465	+2.081	13:11:57.100
44	53.879	+7.941	+1.476	13:12:50.979
45	52.571	+6.633	-1.308	13:13:43.550
46	55.016	+9.078	+2.445	13:14:38.566
47	51.883	+5.945	-3.133	13:15:30.449
48	52.610	+6.672	+0.727	13:16:23.059
49	51.554	+5.616	-1.056	13:17:14.613
50	50.650	+4.712	-0.904	13:18:05.263

Lap	Lap Tm	Diff	Gap	Time of Day
51	56.080	+10.142	+5.430	13:19:01.343
52	50.753	+4.815	-5.327	13:19:52.096
53	52.560	+6.622	+1.807	13:20:44.656
54	53.482	+7.544	+0.922	13:21:38.138
55	53.562	+7.624	+0.080	13:22:31.700
56	53.962	+8.024	+0.400	13:23:25.662
57	51.303	+5.365	-2.659	13:24:16.965
58	50.134	+4.196	-1.169	13:25:07.099
59	50.531	+4.593	+0.397	13:25:57.630
60	48.736	+2.798	-1.795	13:26:46.366
61	50.452	+4.514	+1.716	13:27:36.818
62	7:02.527	+6:16.589	6:12.075	13:34:39.345
63	6:39.551	+5:53.613	-22.976	13:41:18.896
64	1:50.685	+1:04.747	4:48.866	13:43:09.581

Best Tm: 45.938

(45) KESKENERÄINEN RACING

1	59.876	+1.565		12:17:35.923
2	1:00.874	+2.563	+0.998	12:18:36.797
3	32:19.357	+31:21.046	1:18.483	12:50:56.154
4	1:01.170	+2.859	1:18.187	12:51:57.324
5	1:01.548	+3.237	+0.378	12:52:58.872
6	1:00.858	+2.547	-0.690	12:53:59.730
7	1:01.831	+3.520	+0.973	12:55:01.561
8	1:01.466	+3.155	-0.365	12:56:03.027
9	1:01.378	+3.067	-0.088	12:57:04.405
10	12:53.704	+11:55.393	1:52.326	13:09:58.109
11	1:03.918	+5.607	1:49.786	13:11:02.027
12	1:07.108	+8.797	+3.190	13:12:09.135
13	1:04.600	+6.289	-2.508	13:13:13.735
14	1:02.822	+4.511	-1.778	13:14:16.557
15	1:03.969	+5.658	+1.147	13:15:20.526
16	1:01.914	+3.603	-2.055	13:16:22.440
17	1:03.281	+4.970	+1.367	13:17:25.721
18	1:02.614	+4.303	-0.667	13:18:28.335
19	1:01.562	+3.251	-1.052	13:19:29.897
20	1:03.262	+4.951	+1.700	13:20:33.159
21	11:15.659	+10:17.348	0:12.397	13:31:48.818
22	1:04.470	+6.159	0:11.189	13:32:53.288
23	1:00.127	+1.816	-4.343	13:33:53.415
24	1:05.211	+6.900	+5.084	13:34:58.626
25	1:03.810	+5.499	-1.401	13:36:02.436
26	1:06.876	+8.565	+3.066	13:37:09.312
27	1:05.296	+6.985	-1.580	13:38:14.608
28	1:04.305	+5.994	-0.991	13:39:18.913
29	1:05.789	+7.478	+1.484	13:40:24.702
30	1:01.659	+3.348	-4.130	13:41:26.361
31	1:02.672	+4.361	+1.013	13:42:29.033
32	1:04.922	+6.611	+2.250	13:43:33.955
33	1:04.395	+6.084	-0.527	13:44:38.350
34	12:15.108	+11:16.797	1:10.713	13:56:53.458
35	1:03.295	+4.984	1:11.813	13:57:56.753
36	1:03.164	+4.853	-0.131	13:58:59.917
37	1:04.638	+6.327	+1.474	14:00:04.555
38	4:03.892	+3:05.581	2:59.254	14:04:08.447
39	1:02.009	+3.698	3:01.883	14:05:10.456
40	1:03.850	+5.539	+1.841	14:06:14.306
41	1:04.056	+5.745	+0.206	14:07:18.362
42	1:06.742	+8.431	+2.686	14:08:25.104
43	1:00.379	+2.068	-6.363	14:09:25.483
44	1:00.987	+2.676	+0.608	14:10:26.470
45	1:01.738	+3.427	+0.751	14:11:28.208
46	58.311		-3.427	14:12:26.519
47	1:01.786	+3.475	+3.475	14:13:28.305
48	1:02.296	+3.985	+0.510	14:14:30.601
49	1:01.568	+3.257	-0.728	14:15:32.169
50	1:03.106	+4.795	+1.538	14:16:35.275
51	1:00.805	+2.494	-2.301	14:17:36.080
52	59.343	+1.032	-1.462	14:18:35.423
53	59.767	+1.456	+0.424	14:19:35.190
54	1:00.732	+2.421	+0.965	14:20:35.922
55	1:02.457	+4.146	+1.725	14:21:38.379

Lap	Lap Tm	Diff	Gap	Time of Day
56	7:02.887	+6:04.576	6:00.430	14:28:41.266
57	1:04.912	+6.601	5:57.975	14:29:46.178
58	1:10.677	+12.366	+5.765	14:30:56.855

Best Tm: 58.311

(40) TEAM RYIJY MOTORSPORT

1	52.141	+1.462		12:17:16.820
2	52.772	+2.093	+0.631	12:18:09.592
3	31:20.778	+30:30.099	0:28.006	12:49:30.370
4	51.614	+0.935	0:29.164	12:50:21.984
5	52.221	+1.542	+0.607	12:51:14.205
6	50.679		-1.542	12:52:04.884
7	55.705	+5.026	+5.026	12:53:00.589
8	53.313	+2.634	-2.392	12:53:53.902
9	51.721	+1.042	-1.592	12:54:45.623
10	53.502	+2.823	+1.781	12:55:39.125
11	52.309	+1.630	-1.193	12:56:31.434
12	54.691	+4.012	+2.382	12:57:26.125
13	52.683	+2.004	-2.008	12:58:18.808
14	59.925	+9.246	+7.242	12:59:18.733
15	58.666	+7.987	-1.259	13:00:17.399

Best Tm: 50.679





Päättäajettavien ruohonleikkureiden 3h kestävyysajot
LEIKKUREIDEN LE MANS

Ruohonleikkureiden LeMans 2012

Lapchart

LMRF Kauden 2012 SM Finaali

Haarajoen Saha 0,500 Km

3h kilpailu

6.10.2012 12:15

Race started at 12:15:36

Competitors	Laps																						
	0	1	2	3	4	5	6	7	8	9	10	11	12	13	14	15	16	17	18	19	20	21	22
TEAM VÖTIKMETSA (19)	1	19	19	19	19	19	19	19	19	19	38	38	38	38	38	38	38	38	38	38	18	18	18
TEAM VÖTIKMETSA (18)	2	18	9	9	38	38	38	38	38	38	18	18	18	18	18	18	18	18	18	18	9	9	9
MURRAY RACING FINLAND (9)	3	9	38	38	9	9	9	9	18	18	9	9	9	9	9	9	9	9	9	9	37	37	37
TIENTUKKO RACING (38)	4	38	10	10	18	18	18	18	9	9	37	37	37	37	37	37	37	37	37	37	10	10	10
BULLSHIT TEAM (10)	5	10	40	40	10	37	37	37	37	37	10	10	10	10	10	10	10	10	10	10	20	20	20
TEAM RYIJY MOTORSPORT (40)	6	40	37	37	37	10	10	10	10	10	15	15	15	15	15	15	20	20	20	20	20	15	15
HUSQVARNA RACING FINLAND (37)	7	37	15	18	15	15	15	15	15	15	20	20	20	20	20	20	15	15	15	15	15	38	38
TEAM SIPOON SÄÄTÄJÄ (15)	8	15	18	15	20	20	20	20	20	20	44	44	44	44	44	44	44	44	44	44	44	44	44
TEAM VÖTIKMETSA (20)	9	20	20	20	44	44	44	44	44	44	19	19	19	19	19	19	19	19	19	19	19	19	19
KESKENERÄINEN RACING (45)	10	45	45	45	40	40	40	40	40	40	40	40	40	40	40	40	40	45	45	45	45	45	45
TEAM CRIS RACING (44)	11	44	44	44	45	45	45	45	45	45	45	45	45	45	45	45	45	45	45	45	45	45	45





Päättäajettavien ruohonleikkureiden 3h kestävyysajot
LEIKKUREIDEN LE MANS

Ruohonleikkureiden LeMans 2012

Lapchart

LMRF Kauden 2012 SM Finaali

Haarajoen Saha 0,500 Km

3h kilpailu

6.10.2012 12:15

Race started at 12:15:36



Competitors	Laps																						
	23	24	25	26	27	28	29	30	31	32	33	34	35	36	37	38	39	40	41	42	43	44	45
TEAM VÖTIKMETSA (19)	1	18	18	18	18	18	18	18	18	18	18	18	18	18	18	18	18	18	18	18	18	18	18
TEAM VÖTIKMETSA (18)	2	9	9	9	37	37	37	37	37	37	37	37	37	37	37	37	37	37	37	37	37	37	37
MURRAY RACING FINLAND (9)	3	37	37	37	20	20	20	20	20	20	20	20	20	20	20	20	20	20	20	20	20	20	20
TIENTUKKO RACING (38)	4	10	10	10	15	15	15	15	15	15	15	15	10	10	10	10	10	10	10	10	10	10	10
BULLSHIT TEAM (10)	5	20	20	20	10	10	10	10	10	10	10	10	15	15	15	15	15	15	15	15	15	15	15
TEAM RYIJY MOTORSPORT (40)	6	15	15	15	9	9	9	9	9	9	9	9	9	9	38	38	38	38	38	38	38	38	38
HUSQVARNA RACING FINLAND (37)	7	38	38	38	38	38	38	38	38	38	38	38	38	44	44	44	44	44	44	44	44	44	44
TEAM SIPOON SÄÄTÄJÄ (15)	8	44	44	44	44	44	44	44	44	44	44	44	44	9	9	9	9	9	9	9	9	9	9
TEAM VÖTIKMETSA (20)	9	19	19	19	19	19	19	19	19	19	19	19	19	19	19	19	19	19	19	19	19	19	19
KESKENERÄINEN RACING (45)	10	45	45	45	45	45	45	45	45	45	45	45	45	45	45	45	45	45	45	45	45	45	45
TEAM CRIS RACING (44)	11																						





Päättäajettavien ruohonleikkureiden 3h kestävyysajot
LEIKKUREIDEN LE MANS

Ruohonleikkureiden LeMans 2012

Lapchart

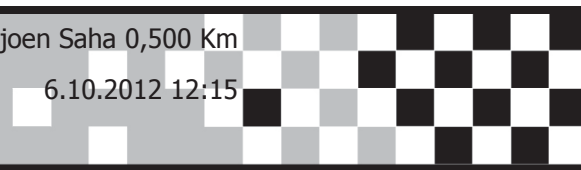
LMRF Kauden 2012 SM Finaali

Haarajoen Saha 0,500 Km

3h kilpailu

6.10.2012 12:15

Race started at 12:15:36



Competitors	Laps																											
	46	47	48	49	50	51	52	53	54	55	56	57	58	59	60	61	62	63	64	65	66	67	68					
TEAM VÖTIKMETSA (19)	18	18	18	18	18	18	18	18	18	18	18	18	18	18	18	18	18	18	18	18	18	18	18					
TEAM VÖTIKMETSA (18)	37	37	37	37	37	37	37	37	37	37	37	37	37	37	20	37	37	37	37	37	37	37	37					
MURRAY RACING FINLAND (9)	20	20	20	20	20	20	20	20	20	20	20	20	20	37	20	20	20	20	20	20	20	20	20					
TIENTUKKO RACING (38)	10	10	10	10	10	10	10	10	10	10	10	10	10	10	10	10	10	10	10	10	10	10	10					
BULLSHIT TEAM (10)	15	15	15	15	15	15	15	15	15	15	15	15	15	15	15	15	15	15	38	38	38	38	38					
TEAM RYIJY MOTORSPORT (40)	38	38	38	38	38	38	38	38	38	38	38	38	38	38	38	38	38	38	15	15	15	15	15					
HUSQVARNA RACING FINLAND (37)	44	44	44	44	44	44	44	44	44	44	44	44	44	44	44	44	44	44	44	44	44	44	44					
TEAM SIPOON SÄÄTÄJÄ (15)	9	9	9	9	9	9	9	9	9	9	9	9	9	9	9	9	9	9	19	19	19	19	19					
TEAM VÖTIKMETSA (20)	19	19	19	19	19	19	19	19	19	19	19	19	19	19	19	19	19	19	9									
KESKENERÄINEN RACING (45)	45	45	45	45	45	45	45	45	45	45	45	45	45															
TEAM CRIS RACING (44)	11																											





Päättäajettavien ruohonleikkureiden 3h kestävyysajot
LEIKKUREIDEN LE MANS

Ruohonleikkureiden LeMans 2012

Lapchart

LMRF Kauden 2012 SM Finaali

Haarajoen Saha 0,500 Km

3h kilpailu

6.10.2012 12:15

Race started at 12:15:36



Competitors	Laps																						
	69	70	71	72	73	74	75	76	77	78	79	80	81	82	83	84	85	86	87	88	89	90	91
TEAM VÖTIKMETSA (19)	1	18	18	18	18	18	18	18	18	18	18	18	18	18	18	18	18	18	18	18	18	18	18
TEAM VÖTIKMETSA (18)	2	37	37	37	37	37	37	37	37	37	37	37	37	37	37	37	37	37	37	37	37	37	37
MURRAY RACING FINLAND (9)	3	20	20	20	20	20	20	20	20	20	10	10	10	10	10	10	10	10	10	10	10	10	10
TIENTUKKO RACING (38)	4	10	10	10	10	10	10	10	10	10	20	20	20	38	20	20	20	20	38	38	38	38	38
BULLSHIT TEAM (10)	5	38	38	38	38	38	38	38	38	38	38	38	38	20	38	38	38	38	20	20	20	20	20
TEAM RYIJY MOTORSPORT (40)	6	15	15	15	15	15	15	15	15	15	15	15	15	15	15	15	15	15	15	15	15	15	44
HUSQVARNA RACING FINLAND (37)	7	44	44	44	44	44	44	44	44	44	44	44	44	44	44	44	44	44	44	44	44	44	19
TEAM SIPOON SÄÄTÄJÄ (15)	8	19	19	19	19	19	19	19	19	19	19	19	19	19	19	19	19	19	19	19	19	19	19
TEAM VÖTIKMETSA (20)	9																						
KESKENERÄINEN RACING (45)	10																						
TEAM CRIS RACING (44)	11																						





Päättäajettavien ruohonleikkureiden 3h kestävyysajot
LEIKKUREIDEN LE MANS

Ruohonleikkureiden LeMans 2012

Lapchart

LMRF Kauden 2012 SM Finaali

Haarajoen Saha 0,500 Km

3h kilpailu

6.10.2012 12:15

Race started at 12:15:36



Competitors	Laps																						
	92	93	94	95	96	97	98	99	100	101	102	103	104	105	106	107	108	109	110	111	112	113	114
TEAM VÖTIKMETSA (19)	1	18	18	18	18	18	18	18	18	18	18	18	18	18	18	18	18	18	18	18	18	18	18
TEAM VÖTIKMETSA (18)	2	37	37	37	37	37	37	37	37	37	37	37	37	37	37	37	37	37	37	37	37	37	37
MURRAY RACING FINLAND (9)	3	10	10	10	10	10	10	38	38	38	38	38	38	10	10	10	10	38	38	38	38	38	38
TIENTUKKO RACING (38)	4	38	38	38	38	38	38	10	10	10	10	10	10	38	38	38	38	20	20	20	20	20	20
BULLSHIT TEAM (10)	5	20	20	20	20	20	20	20	20	20	20	20	20	20	20	20	10	10	10	10	10	10	10
TEAM RYIJY MOTORSPORT (40)	6	44	44	44	44	44	44	44	44	44	44	44	44	44	44	44	44	44	44	44	44	44	44
HUSQVARNA RACING FINLAND (37)	7	19	19	19	19	19	19	19	19	19	19	19	19	19	19	19	19	19	19	19	19	19	19
TEAM SIPOON SÄÄTÄJÄ (15)	8																						
TEAM VÖTIKMETSA (20)	9																						
KESKENERÄINEN RACING (45)	10																						
TEAM CRIS RACING (44)	11																						





Päättäajettavien ruohonleikkureiden 3h kestävyysajot
LEIKKUREIDEN LE MANS

Ruohonleikkureiden LeMans 2012

Lapchart

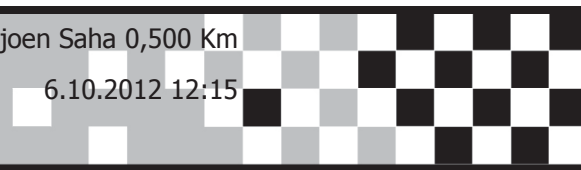
LMRF Kauden 2012 SM Finaali

Haarajoen Saha 0,500 Km

3h kilpailu

6.10.2012 12:15

Race started at 12:15:36



Competitors	Laps																						
	115	116	117	118	119	120	121	122	123	124	125	126	127	128	129	130	131	132	133	134	135	136	137
TEAM VÖTIKMETSA (19)	1	18	18	18	18	18	18	18	18	18	18	18	18	18	18	37	37	37	37	37	37	18	18
TEAM VÖTIKMETSA (18)	2	37	37	37	37	37	37	37	37	37	37	37	37	37	37	18	18	18	18	18	18	37	37
MURRAY RACING FINLAND (9)	3	38	38	38	38	38	38	38	38	38	38	38	38	38	38	38	38	38	38	38	38	38	38
TIENTUKKO RACING (38)	4	20	20	20	20	20	20	20	20	10	10	10	10	10	10	10	10	10	10	10	10	10	10
BULLSHIT TEAM (10)	5	10	10	10	10	10	10	10	10	20	20	20	20	20	20	20	20	20	20	20	20	20	20
TEAM RYIJY MOTORSPORT (40)	6	44	44	44	44	44	44	44	44	44	44	44	44	44	44	44	44	44	44	44	44	44	44
HUSQVARNA RACING FINLAND (37)	7																						
TEAM SIPOON SÄÄTÄJÄ (15)	8																						
TEAM VÖTIKMETSA (20)	9																						
KESKENERÄINEN RACING (45)	10																						
TEAM CRIS RACING (44)	11																						





Päättäajettavien ruohonleikkureiden 3h kestävyysajot
LEIKKUREIDEN LE MANS

Ruohonleikkureiden LeMans 2012

Lapchart

LMRF Kauden 2012 SM Finaali

Haarajoen Saha 0,500 Km

3h kilpailu

6.10.2012 12:15

Race started at 12:15:36



Competitors	Laps																						
	138	139	140	141	142	143	144	145	146	147	148	149	150	151	152	153	154	155	156	157	158	159	160
TEAM VÖTIKMETSA (19)	1	18	18	18	18	18	18	18	18	18	18	18	18	18	18	18	18	18	18	18	18	18	18
TEAM VÖTIKMETSA (18)	2	37	37	37	37	37	37	37	37	37	37	37	37	37	37	38	38	38	38	38	38	38	38
MURRAY RACING FINLAND (9)	3	38	38	38	38	38	38	38	38	38	38	38	38	37	37	37	37	37	37	37	37	37	37
TIENTUKKO RACING (38)	4	20	20	20	20	20	20	20	20	20	20	20	20	10	10	10	10	10	10	10	20	20	20
BULLSHIT TEAM (10)	5	10	10	10	10	10	10	10	10	10	10	10	10	20	20	20	20	20	20	20	10	10	10
TEAM RYIJY MOTORSPORT (40)	6	44	44	44	44	44	44	44	44	44	44	44	44	44	44	44	44	44	44	44	44	44	44
HUSQVARNA RACING FINLAND (37)	7																						
TEAM SIPOON SÄÄTÄJÄ (15)	8																						
TEAM VÖTIKMETSA (20)	9																						
KESKENERÄINEN RACING (45)	10																						
TEAM CRIS RACING (44)	11																						





Päättäajettavien ruohonleikkureiden 3h kestävyysajot
LEIKKUREIDEN LE MANS

Ruohonleikkureiden LeMans 2012

Lapchart

LMRF Kauden 2012 SM Finaali

Haarajoen Saha 0,500 Km

3h kilpailu

6.10.2012 12:15

Race started at 12:15:36



Competitors	Laps																						
	161	162	163	164	165	166	167	168	169	170	171	172	173	174	175	176	177	178	179	180	181	182	183
TEAM VÖTIKMETSA (19)	1	18	18	18	18	18	18	18	18	18	18	18	18	18	18	18	18	18	18	18	18	18	18
TEAM VÖTIKMETSA (18)	2	38	38	38	38	38	38	38	38	38	38	38	38	38	38	38	38	38	38	38	38	38	38
MURRAY RACING FINLAND (9)	3	37	37	37	37	37	37	37	37	37	37	37	37	37	37	37	37	20	20	20	20	20	20
TIENTUKKO RACING (38)	4	20	20	20	20	20	20	20	20	20	20	20	20	20	20	20	20	37	37	37	37	37	37
BULLSHIT TEAM (10)	5	10	10	10	10	10	10	10	10	10	10	10	10	10	10	10	10						
TEAM RYIJY MOTORSPORT (40)	6																						
HUSQVARNA RACING FINLAND (37)	7																						
TEAM SIPOON SÄÄTÄJÄ (15)	8																						
TEAM VÖTIKMETSA (20)	9																						
KESKENERÄINEN RACING (45)	10																						
TEAM CRIS RACING (44)	11																						





Päättäajettavien ruohonleikkureiden 3h kestävyysajot
LEIKKUREIDEN LE MANS

Ruohonleikkureiden LeMans 2012

Lapchart

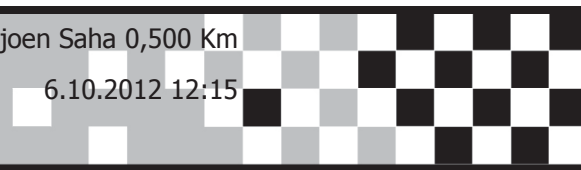
LMRF Kauden 2012 SM Finaali

Haarajoen Saha 0,500 Km

3h kilpailu

6.10.2012 12:15

Race started at 12:15:36



Competitors	Laps																			
		184	185	186	187	188	189	190	191	192	193	194	195	196	197	198	199	200	201	202
TEAM VÖTIKMETSA (19)	1	18	18	18	18	18	18	18	18	18	18	18	18	18	18	18	18	18	18	18
TEAM VÖTIKMETSA (18)	2	38	38	38	38	38	38	38	38	38	38	38	38	38						
MURRAY RACING FINLAND (9)	3																			
TIENTUKKO RACING (38)	4																			
BULLSHIT TEAM (10)	5																			
TEAM RYIJY MOTORSPORT (40)	6																			
HUSQVARNA RACING FINLAND (37)	7																			
TEAM SIPOON SÄÄTÄJÄ (15)	8																			
TEAM VÖTIKMETSA (20)	9																			
KESKENERÄINEN RACING (45)	10																			
TEAM CRIS RACING (44)	11																			

