

Superkrossi karikavõistluste VIII etapp
Sorted on Best Lap time

Formel Historic + Estfield

www.auto24ring.ee auto24ring 3,170 Km

Formel Historic - practice / qualifying

4.08.2013 11:15

Qualifying started at 11:35:10

Pos	No.	Name	Nat	Make	Race Team	Best Tm	Diff	Laps	In Lap
ESTfield									
1	7	Fred ANSIP	EST	ESTfield		1:29.055		9	9
2	8	Indrek TEPPAN	EST	ESTfield Opel 16V		1:30.199	1.144	8	8
3	11	Urmas KOPPEL	EST	ESTfield BMW	B3 Racing	1:34.769	5.714	7	5
4	6	Kert TAMM	EST	ESTfield		1:44.478	15.423	5	2

Vormel Historic

1	1	Valdas JONUSIS	LTU	MCA T801		1:19.499		9	5
2	80	Jaak KUUL	EST	Estonia 21-10		1:23.602	4.103	5	5
3	11	Karolis GRISKA	LTU	Estonia 21		1:25.440	5.941	9	9
4	10	Taavi KROON	EST	Estonia 21		1:25.846	6.347	8	7
5	32	Indulis RUKUTS	LAT	Rukuts-3 Kavor		1:26.504	7.005	7	5
6	14	Albertas PUNDYS	LTU	Estonia 21		1:27.318	7.819	8	8
7	73	Meelis TELLISKIVI	EST	Estonia 26	Erki Sport	1:27.352	7.853	8	4
8	71	Andris GRIKIS	LAT	Estonia 3		1:30.941	11.442	8	8
9	69	Dmitrijs POROHOVS	LAT	Estonia 21M		1:38.468	18.969	7	6
10	66	Petras CERNAUSKAS	LTU	Estonia 25		2:19.018	59.519	3	2
11	25	Ain LÄHKER	EST	Estonia 26	Erki Sport			1	0

Superkrossi karikavõistluste VIII etapp

Formel Historic + Estfield

www.auto24ring.ee auto24ring 3,170 Km

Formel Historic - practice / qualifying

4.08.2013 11:15

Qualifying started at 11:35:10

Lap	Lap Tm	Diff	Gap	Time of Day
(1) Valdas JONUSIS				
1	2:11.612	+52.113		11:37:56.822
2	1:26.802	+7.303	-44.810	11:39:23.624
3	1:24.549	+5.050	-2.253	11:40:48.173
4	1:35.617	+16.118	+11.068	11:42:23.790
5	1:19.499	-16.118	-11.068	11:43:43.289
6	1:20.371	+0.872	+0.872	11:45:03.660
7	1:20.483	+0.984	+0.112	11:46:24.143
8	1:19.896	+0.397	-0.587	11:47:44.039
9	1:20.940	+1.441	+1.044	11:49:04.979

Best Tm: 1:19.499

(80) Jaak KUUL				
1	2:13.817	+50.215		11:37:56.077
2	1:26.790	+3.188	-47.027	11:39:22.867
3	1:23.730	+0.128	-3.060	11:40:46.597
4	1:25.383	+1.781	+1.653	11:42:11.980
5	1:23.602	-1.781	-1.781	11:43:35.582

Best Tm: 1:23.602

(11) Karolis GRISKA				
1	1:55.372	+29.932		11:37:28.117
2	1:31.143	+5.703	-24.229	11:38:59.260
3	1:28.015	+2.575	-3.128	11:40:27.275
4	1:26.485	+1.045	-1.530	11:41:53.760
5	1:26.626	+1.186	+0.141	11:43:20.386
6	1:29.063	+3.623	+2.437	11:44:49.449
7	1:27.420	+1.980	-1.643	11:46:16.869
8	1:27.003	+1.563	-0.417	11:47:43.872
9	1:25.440	-1.563	-1.563	11:49:09.312

Best Tm: 1:25.440

(10) Taavi KROON				
1	2:03.835	+37.989		11:38:21.515
2	1:28.850	+3.004	-34.985	11:39:50.365
3	1:28.041	+2.195	-0.809	11:41:18.406
4	1:28.639	+2.793	+0.598	11:42:47.045
5	1:28.221	+2.375	-0.418	11:44:15.266
6	1:26.572	+0.726	-1.649	11:45:41.838
7	1:25.846	-0.726	-0.726	11:47:07.684
8	1:25.918	+0.072	+0.072	11:48:33.602

Best Tm: 1:25.846

(32) Indulis RUKUTS				
1	1:48.188	+21.684		11:37:12.202
2	1:29.808	+3.304	-18.380	11:38:42.010
3	1:29.299	+2.795	-0.509	11:40:11.309
4	1:28.843	+2.339	-0.456	11:41:40.152
5	1:26.504	-2.339	-2.339	11:43:06.656
6	1:26.939	+0.435	+0.435	11:44:33.595
7	1:26.663	+0.159	-0.276	11:46:00.258

Best Tm: 1:26.504

(14) Albertas PUNDYS				
1	2:13.751	+46.433		11:38:39.206
2	1:30.894	+3.576	-42.857	11:40:10.100
3	1:30.619	+3.301	-0.275	11:41:40.719
4	1:27.578	+0.260	-3.041	11:43:08.297
5	1:29.159	+1.841	+1.581	11:44:37.456
6	1:27.747	+0.429	-1.412	11:46:05.203
7	1:29.382	+2.064	+1.635	11:47:34.585
8	1:27.318	-2.064	-2.064	11:49:01.903

Best Tm: 1:27.318

(73) Meelis TELLISKIVI				
1	2:06.353	+39.001		11:39:25.617

Lap	Lap Tm	Diff	Gap	Time of Day
2	1:34.063	+6.711	-32.290	11:40:59.680
3	1:28.133	+0.781	-5.930	11:42:27.813
4	1:27.352	-0.781	-0.781	11:43:55.165
5	1:29.678	+2.326	+2.326	11:45:24.843
6	1:28.819	+1.467	-0.859	11:46:53.662
7	1:28.576	+1.224	-0.243	11:48:22.238
8	1:58.157	+30.805	+29.581	11:50:20.395

Best Tm: 1:27.352

(7) Fred ANSIP				
1	1:55.542	+26.487		11:37:10.389
2	1:31.125	+2.070	-24.417	11:38:41.514
3	1:35.769	+6.714	+4.644	11:40:17.283
4	1:29.084	+0.029	-6.685	11:41:46.367
5	1:30.056	+1.001	+0.972	11:43:16.423
6	1:29.473	+0.418	-0.583	11:44:45.896
7	1:29.819	+0.764	+0.346	11:46:15.715
8	1:30.576	+1.521	+0.757	11:47:46.291
9	1:29.055	-1.521	-1.521	11:49:15.346

Best Tm: 1:29.055

(8) Indrek TEPPAN				
1	1:51.413	+21.214		11:37:05.492
2	1:34.859	+4.660	-16.554	11:38:40.351
3	1:33.625	+3.426	-1.234	11:40:13.976
4	1:31.565	+1.366	-2.060	11:41:45.541
5	1:31.904	+1.705	+0.339	11:43:17.445
6	1:34.926	+4.727	+3.022	11:44:52.371
7	1:35.812	+5.613	+0.886	11:46:28.183
8	1:30.199	-5.613	-5.613	11:47:58.382

Best Tm: 1:30.199

(71) Andris GRIKIS				
1	1:55.048	+24.107		11:37:16.805
2	1:35.434	+4.493	-19.614	11:38:52.239
3	1:34.285	+3.344	-1.149	11:40:26.524
4	1:32.511	+1.570	-1.774	11:41:59.035
5	1:32.911	+1.970	+0.400	11:43:31.946
6	1:31.035	+0.094	-1.876	11:45:02.981
7	1:31.728	+0.787	+0.693	11:46:34.709
8	1:30.941	-0.787	-0.787	11:48:05.650

Best Tm: 1:30.941

(11) Urmas KOPPEL				
1	1:54.462	+19.693		11:37:11.788
2	1:36.582	+1.813	-17.880	11:38:48.370
3	1:40.162	+5.393	+3.580	11:40:28.532
4	1:35.398	+0.629	-4.764	11:42:03.930
5	1:34.769	-0.629	-0.629	11:43:38.699
6	1:39.579	+4.810	+4.810	11:45:18.278
7	1:34.871	+0.102	-4.708	11:46:53.149

Best Tm: 1:34.769

(69) Dmitrijs POROHOVS				
1	2:05.368	+26.900		11:37:30.967
2	1:44.644	+6.176	-20.724	11:39:15.611
3	1:40.313	+1.845	-4.331	11:40:55.924
4	1:40.799	+2.331	+0.486	11:42:36.723
5	1:39.048	+0.580	-1.751	11:44:15.771
6	1:38.468	-0.580	-0.580	11:45:54.239
7	1:39.360	+0.892	+0.892	11:47:33.599

Best Tm: 1:38.468

(6) Kert TAMM				
1	2:00.041	+15.563		11:37:18.772
2	1:44.478	-15.563	-15.563	11:39:03.250
3	1:46.526	+2.048	+2.048	11:40:49.776

Lap	Lap Tm	Diff	Gap	Time of Day
4	1:48.536	+4.058	+2.010	11:42:38.312
5	1:44.607	+0.129	-3.929	11:44:22.919

Best Tm: 1:44.478

(66) Petras CERNAUSKAS				
1	2:43.727	+24.709		11:38:22.819
2	2:19.018	-24.709	-24.709	11:40:41.837
3	2:22.783	+3.765	+3.765	11:43:04.620

Best Tm: 2:19.018

(25) Ain LÄHKER				
1	2:12.108	:58:42.667		11:39:14.043

Best Tm: 2:12.108

Superkrossi karikavõistluste VIII etapp

Sorted on Laps

Formel Historic + Estfield

www.auto24ring.ee auto24ring 3,170 Km

Formel Historic - race 1 - 10 laps

4.08.2013 14:10

Race (10 Laps) started at 14:12:08

Pos	No.	Name	Nat	Make	Race Team	Laps	Total Tm	Diff	Best Tm
ESTfield									
1	8	Indrek TEPPAN	EST	ESTfield Opel 16V		10	15:32.358		1:30.827
2	7	Fred ANSIP	EST	ESTfield		9	14:24.269	1 Lap	1:28.709
3	11	Urmas KOPPEL	EST	ESTfield BMW	B3 Racing	9	14:32.186	1 Lap	1:34.816
Not classified									
DNS	6	Kert TAMM	EST	ESTfield			0.000	DNS	
Vormel Historic									
1	1	Valdas JONUSIS	LTU	MCA T801		10	14:03.310		1:23.076
2	80	Jaak KUUL	EST	Estonia 21-10		10	14:04.980	1.670	1:23.454
3	32	Indulis RUKUTS	LAT	Rukuts-3 Kavor		10	14:24.690	21.380	1:23.862
4	11	Karolis GRISKA	LTU	Estonia 21		10	14:24.969	21.659	1:23.817
5	10	Taavi KROON	EST	Estonia 21		10	14:47.232	43.922	1:25.644
6	73	Meelis TELLISKIVI	EST	Estonia 26	Erki Sport	10	14:53.335	50.025	1:26.525
7	71	Andris GRIKIS	LAT	Estonia 3		10	15:31.448	1:28.138	1:31.467
8	14	Albertas PUNDYS	LTU	Estonia 21		5	7:47.692	5 Laps	1:31.775
9	69	Dmitrijs POROHOVS	LAT	Estonia 21M			5.741	10 Laps	
Not classified									
DNS	66	Petras CERNAUSKAS	LTU	Estonia 25			0.000	DNS	
DNS	25	Ain LÄHKER	EST	Estonia 26	Erki Sport			DNS	

Margin of Victory	Avg. Speed	Best Lap Tm	Best Spd	Best Lap by
1.670	135,324	1:23.076	137,368	1 - Valdas JONUSIS

Korraldaja: MTÜ Erki Sport

Orbits

Võistluse juht: Peeter Raudsepp

Võistluse sekretär: Maris Mandre

Võistluse ajamõõtja: Asper Leppik

Printed: 4.08.2013 17:23:18



Superkrossi karikavõistluste VIII etapp

Formel Historic + Estfield

www.auto24ring.ee auto24ring 3,170 Km

Formel Historic - race 1 - 10 laps

4.08.2013 14:10

Race (10 Laps) started at 14:12:08

Lap	Lap Tm	Diff	Gap	Time of Day
(1) Valdas JONUSIS				
1	1:29.538	+6.462		14:13:37.868
2	1:23.076	-6.462		14:15:00.944
3	1:23.228	+0.152	+0.152	14:16:24.172
4	1:24.073	+0.997	+0.845	14:17:48.245
5	1:25.175	+2.099	+1.102	14:19:13.420
6	1:23.303	+0.227	-1.872	14:20:36.723
7	1:23.715	+0.639	+0.412	14:22:00.438
8	1:24.333	+1.257	+0.618	14:23:24.771
9	1:23.427	+0.351	-0.906	14:24:48.198
10	1:23.442	+0.366	+0.015	14:26:11.640
Best Tm: 1:23.076				

(80) Jaak KUUL				
1	1:27.574	+4.120		14:13:36.762
2	1:23.517	+0.063	-4.057	14:15:00.279
3	1:23.454	-0.063		14:16:23.733
4	1:24.210	+0.756	+0.756	14:17:47.943
5	1:24.521	+1.067	+0.311	14:19:12.464
6	1:23.919	+0.465	-0.602	14:20:36.383
7	1:23.652	+0.198	-0.267	14:22:00.035
8	1:24.282	+0.828	+0.630	14:23:24.317
9	1:23.762	+0.308	-0.520	14:24:48.079
10	1:25.231	+1.777	+1.469	14:26:13.310
Best Tm: 1:23.454				

(32) Indulis RUKUTS				
1	1:30.091	+6.229		14:13:40.016
2	1:26.399	+2.537	-3.692	14:15:06.415
3	1:25.725	+1.863	-0.674	14:16:32.140
4	1:24.507	+0.645	-1.218	14:17:56.647
5	1:24.815	+0.953	+0.308	14:19:21.462
6	1:24.716	+0.854	-0.099	14:20:46.178
7	1:24.202	+0.340	-0.514	14:22:10.380
8	1:23.862	-0.340		14:23:34.242
9	1:29.743	+5.881	+5.881	14:25:03.985
10	1:29.035	+5.173	-0.708	14:26:33.020
Best Tm: 1:23.862				

(11) Karolis GRISKA				
1	1:29.972	+6.155		14:13:39.505
2	1:25.942	+2.125	-4.030	14:15:05.447
3	1:25.788	+1.971	-0.154	14:16:31.235
4	1:24.832	+1.015	-0.956	14:17:56.067
5	1:24.694	+0.877	-0.138	14:19:20.761
6	1:24.669	+0.852	-0.025	14:20:45.430
7	1:23.817	-0.852		14:22:09.247
8	1:24.360	+0.543	+0.543	14:23:33.607
9	1:30.240	+6.423	+5.880	14:25:03.847
10	1:29.452	+5.635	-0.788	14:26:33.299
Best Tm: 1:23.817				

(10) Taavi KROON				
1	1:45.593	+19.949		14:13:55.780
2	1:28.292	+2.648	-17.301	14:15:24.072
3	1:26.905	+1.261	-1.387	14:16:50.977
4	1:27.191	+1.547	+0.286	14:18:18.168
5	1:26.242	+0.598	-0.949	14:19:44.410
6	1:25.644	-0.598		14:21:10.054
7	1:26.424	+0.780	+0.780	14:22:36.478
8	1:26.440	+0.796	+0.016	14:24:02.918
9	1:26.294	+0.650	-0.146	14:25:29.212
10	1:26.350	+0.706	+0.056	14:26:55.562
Best Tm: 1:25.644				

(73) Meelis TELLISKIVI				
1	1:31.825	+5.300		14:13:43.186

2	1:29.758	+3.233	-2.067	14:15:12.944
3	1:28.671	+2.146	-1.087	14:16:41.615
4	1:31.041	+4.516	+2.370	14:18:12.656
5	1:28.205	+1.680	-2.836	14:19:40.861
6	1:28.355	+1.830	+0.150	14:21:09.216
7	1:30.016	+3.491	+1.661	14:22:39.232
8	1:26.525	-3.491		14:24:05.757
9	1:27.667	+1.142	+1.142	14:25:33.424
10	1:28.241	+1.716	+0.574	14:27:01.665
Best Tm: 1:26.525				

(71) Andris GRIKIS				
1	1:38.939	+7.472		14:13:51.424
2	1:31.467	-7.472		14:15:22.891
3	1:31.981	+0.514	+0.514	14:16:54.872
4	1:31.975	+0.508	-0.006	14:18:26.847
5	1:31.925	+0.458	-0.050	14:19:58.772
6	1:33.650	+2.183	+1.725	14:21:32.422
7	1:31.812	+0.345	-1.838	14:23:04.234
8	1:31.612	+0.145	-0.200	14:24:35.846
9	1:31.705	+0.238	+0.093	14:26:07.551
10	1:32.227	+0.760	+0.522	14:27:39.778
Best Tm: 1:31.467				

(8) Indrek TEPPAN				
1	1:37.732	+6.905		14:13:49.336
2	1:32.854	+2.027	-4.878	14:15:22.190
3	1:33.980	+3.153	+1.126	14:16:56.170
4	1:32.180	+1.353	-1.800	14:18:28.350
5	1:30.968	+0.141	-1.212	14:19:59.318
6	1:35.146	+4.319	+4.178	14:21:34.464
7	1:32.198	+1.371	-2.948	14:23:06.662
8	1:31.514	+0.687	-0.684	14:24:38.176
9	1:30.827	-0.687		14:26:09.003
10	1:31.685	+0.858	+0.858	14:27:40.688
Best Tm: 1:30.827				

(7) Fred ANSIP				
1	1:55.484	+26.775		14:14:06.683
2	1:30.475	+1.766	-25.009	14:15:37.158
3	1:28.709	-1.766		14:17:05.867
4	1:29.602	+0.893	+0.893	14:18:35.469
5	1:28.907	+0.198	-0.695	14:20:04.376
6	1:44.491	+15.782	+15.584	14:21:48.867
7	1:42.702	+13.993	-1.789	14:23:31.569
8	1:31.852	+3.143	-10.850	14:25:03.421
9	1:29.178	+0.469	-2.674	14:26:32.599
Best Tm: 1:28.709				

(11) Urmas KOPPEL				
1	1:40.409	+5.593		14:13:52.800
2	1:36.012	+1.196	-4.397	14:15:28.812
3	1:36.139	+1.323	+0.127	14:17:04.951
4	1:35.636	+0.820	-0.503	14:18:40.587
5	1:36.031	+1.215	+0.395	14:20:16.618
6	1:34.816	-1.215		14:21:51.434
7	1:35.872	+1.056	+1.056	14:23:27.306
8	1:36.111	+1.295	+0.239	14:25:03.417
9	1:37.099	+2.283	+0.988	14:26:40.516
Best Tm: 1:34.816				

(14) Albertas PUNDYS				
1	1:34.133	+2.358		14:13:45.137
2	1:31.889	+0.114	-2.244	14:15:17.026
3	1:31.775	-0.114		14:16:48.801
4	1:32.101	+0.326	+0.326	14:18:20.902
5	1:35.120	+3.345	+3.019	14:19:56.022
Best Tm: 1:31.775				

(69) Dmitrijs POROHOVS				
Best Tm:				
(6) Kert TAMM				
Best Tm:				
(66) Petras CERNAUSKAS				
Best Tm:				
(25) Ain LÄHKER				
Best Tm:				

Superkrossi karikavõistluste VIII etapp

Lapchart

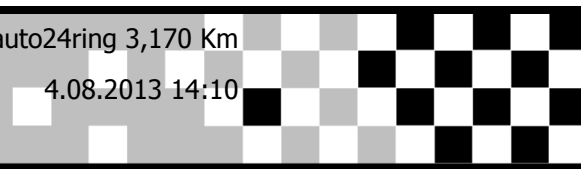
Formel Historic + Estfield

www.auto24ring.ee auto24ring 3,170 Km

Formel Historic - race 1 - 10 laps

4.08.2013 14:10

Race (10 Laps) started at 14:12:08



Competitors	Laps										
	0	1	2	3	4	5	6	7	8	9	10
Valdas JONUSIS (1)	1	80	80	80	80	80	80	80	80	80	1
Jaak KUUL (80)	2	80	1	1	1	1	1	1	1	1	80
Karolis GRISKA (11)	3	11	11	11	11	11	11	11	11	11	32
Indulis RUKUTS (32)	4	32	32	32	32	32	32	32	32	32	11
Taavi KROON (10)	5	10	73	73	73	73	73	10	10	10	10
Albertas PUNDYS (14)	6	14	14	14	14	10	10	10	73	73	73
Fred ANSIP (7)	7	7	8	8	10	14	14	71	71	71	71
Meelis TELLISKIVI (73)	8	73	71	71	71	71	8	8	8	8	8
Indrek TEPPAN (8)	9	8	11	10	8	8	8	7	11	11	7
Urmas KOPPEL (11)	10	11	10	11	11	7	7	11	7	7	11
Andris GRIKIS (71)	11	71	7	7	7	11	11				
Dmitrijs POROHOVS (69)	12	69									
Petras CERNAUSKAS (66)	13	66									
Kert TAMM (6)	14	6									
-	15										

Superkrossi karikavõistluste VIII etapp

Sorted on Laps

Formel Historic + Estfield

www.auto24ring.ee auto24ring 3,170 Km

Formel Historic - race 2 - 10 laps

4.08.2013 16:50

Race (10 Laps) started at 16:51:08

Pos	No.	Name	Nat	Make	Race Team	Laps	Total Tm	Diff	Best Tm
ESTfield									
1	7	Fred ANSIP	EST	ESTfield		9	13:38.694		1:29.261
2	8	Indrek TEPPAN	EST	ESTfield Opel 16V		9	13:52.880	14.186	1:29.990
3	11	Urmas KOPPEL	EST	ESTfield BMW	B3 Racing	9	15:05.766	1:27.072	1:35.594
Not classified									
DNS	6	Kert TAMM	EST	ESTfield			0.000		DNS
Vormel Historic									
1	1	Valdas JONUSIS	LTU	MCA T801		10	13:34.135		1:20.449
2	80	Jaak KUUL	EST	Estonia 21-10		10	14:22.219	48.084	1:23.730
3	73	Meelis TELLISKIVI	EST	Estonia 26	Erki Sport	10	14:32.440	58.305	1:25.841
4	10	Taavi KROON	EST	Estonia 21		10	14:36.942	1:02.807	1:25.582
5	71	Andris GRIKIS	LAT	Estonia 3		9	13:54.659	1 Lap	1:30.341
6	14	Albertas PUNDYS	LTU	Estonia 21		3	4:40.952	7 Laps	1:28.961
Not classified									
DNS	32	Indulis RUKUTS	LAT	Rukuts-3 Kavor			0.000		DNS
DNS	11	Karolis GRISKA	LTU	Estonia 21			0.000		DNS
DNS	69	Dmitrijs POROHOVS	LAT	Estonia 21M			0.000		DNS
DNS	66	Petras CERNAUSKAS	LTU	Estonia 25			0.000		DNS
DNS	25	Ain LÄHKER	EST	Estonia 26	Erki Sport		0.000		DNS

Margin of Victory	Avg. Speed	Best Lap Tm	Best Spd	Best Lap by
48.084	140,173	1:20.449	141,854	1 - Valdas JONUSIS

Korraldaja: MTÜ Erki Sport

Orbits

Võistluse juht: Peeter Raudsepp

Võistluse sekretär: Maris Mandre

Võistluse ajamõõtja: Asper Leppik

Printed: 4.08.2013 17:23:42



Superkrossi karikavõistluste VIII etapp

Formel Historic + Estfield

www.auto24ring.ee auto24ring 3,170 Km

Formel Historic - race 2 - 10 laps

4.08.2013 16:50

Race (10 Laps) started at 16:51:08

Lap	Lap Tm	Diff	Gap	Time of Day
-----	--------	------	-----	-------------

(1) Valdas JONUSIS

1	1:25.738	+5.289		16:52:33.859
2	1:21.371	+0.922	-4.367	16:53:55.230
3	1:20.600	+0.151	-0.771	16:55:15.830
4	1:20.774	+0.325	+0.174	16:56:36.604
5	1:20.449		-0.325	16:57:57.053
6	1:20.466	+0.017	+0.017	16:59:17.519
7	1:21.605	+1.156	+1.139	17:00:39.124
8	1:20.777	+0.328	-0.828	17:01:59.901
9	1:20.562	+0.113	-0.215	17:03:20.463
10	1:21.793	+1.344	+1.231	17:04:42.256

Best Tm: 1:20.449

(80) Jaak KUUL

1	1:29.743	+6.013		16:52:38.181
2	1:23.730		-6.013	16:54:01.911
3	1:26.225	+2.495	+2.495	16:55:28.136
4	1:25.880	+2.150	-0.345	16:56:54.016
5	1:26.183	+2.453	+0.303	16:58:20.199
6	1:25.426	+1.696	-0.757	16:59:45.625
7	1:24.907	+1.177	-0.519	17:01:10.532
8	1:24.766	+1.036	-0.141	17:02:35.298
9	1:25.693	+1.963	+0.927	17:04:00.991
10	1:29.349	+5.619	+3.656	17:05:30.340

Best Tm: 1:23.730

(73) Meelis TELLISKIVI

1	1:28.824	+2.983		16:52:39.213
2	1:27.827	+1.986	-0.997	16:54:07.040
3	1:26.846	+1.005	-0.981	16:55:33.886
4	1:26.441	+0.600	-0.405	16:57:00.327
5	1:26.473	+0.632	+0.032	16:58:26.800
6	1:26.712	+0.871	+0.239	16:59:53.512
7	1:27.002	+1.161	+0.290	17:01:20.514
8	1:27.882	+2.041	+0.880	17:02:48.396
9	1:26.324	+0.483	-1.558	17:04:14.720
10	1:25.841		-0.483	17:05:40.561

Best Tm: 1:25.841

(10) Taavi KROON

1	1:33.743	+8.161		16:52:43.692
2	1:29.200	+3.618	-4.543	16:54:12.892
3	1:27.248	+1.666	-1.952	16:55:40.140
4	1:26.339	+0.757	-0.909	16:57:06.479
5	1:27.207	+1.625	+0.868	16:58:33.686
6	1:25.937	+0.355	-1.270	16:59:59.623
7	1:26.383	+0.801	+0.446	17:01:26.006
8	1:25.582		-0.801	17:02:51.588
9	1:26.618	+1.036	+1.036	17:04:18.206
10	1:26.857	+1.275	+0.239	17:05:45.063

Best Tm: 1:25.582

(7) Fred ANSIP

1	1:33.037	+3.776		16:52:43.777
2	1:32.124	+2.863	-0.913	16:54:15.901
3	1:29.261		-2.863	16:55:45.162
4	1:29.615	+0.354	+0.354	16:57:14.777
5	1:29.642	+0.381	+0.027	16:58:44.419
6	1:30.631	+1.370	+0.989	17:00:15.050
7	1:29.878	+0.617	-0.753	17:01:44.928
8	1:31.007	+1.746	+1.129	17:03:15.935
9	1:30.880	+1.619	-0.127	17:04:46.815

Best Tm: 1:29.261

(8) Indrek TEPPAN

1	1:34.023	+4.033		16:52:44.762
2	1:31.783	+1.793	-2.240	16:54:16.545

Lap	Lap Tm	Diff	Gap	Time of Day
-----	--------	------	-----	-------------

3	1:31.029	+1.039	-0.754	16:55:47.574
4	1:30.688	+0.698	-0.341	16:57:18.262
5	1:30.367	+0.377	-0.321	16:58:48.629
6	1:30.252	+0.262	-0.115	17:00:18.881
7	1:30.253	+0.263	+0.001	17:01:49.134
8	1:29.990		-0.263	17:03:19.124
9	1:41.877	+11.887	+11.887	17:05:01.001

Best Tm: 1:29.990

(71) Andris GRIKIS

1	1:39.837	+9.496		16:52:50.797
2	1:32.698	+2.357	-7.139	16:54:23.495
3	1:31.274	+0.933	-1.424	16:55:54.769
4	1:30.550	+0.209	-0.724	16:57:25.319
5	1:30.621	+0.280	+0.071	16:58:55.940
6	1:30.341		-0.280	17:00:26.281
7	1:30.730	+0.389	+0.389	17:01:57.011
8	1:33.835	+3.494	+3.105	17:03:30.846
9	1:31.934	+1.593	-1.901	17:05:02.780

Best Tm: 1:30.341

(11) Urmas KOPPEL

1	1:40.118	+4.524		16:52:51.872
2	1:35.594		-4.524	16:54:27.466
3	1:36.497	+0.903	+0.903	16:56:03.963
4	1:37.529	+1.935	+1.032	16:57:41.492
5	1:37.487	+1.893	-0.042	16:59:18.979
6	1:38.160	+2.566	+0.673	17:00:57.139
7	1:47.632	+12.038	+9.472	17:02:44.771
8	1:46.359	+10.765	-1.273	17:04:31.130
9	1:42.757	+7.163	-3.602	17:06:13.887

Best Tm: 1:35.594

(14) Albertas PUNDYS

1	1:35.359	+6.398		16:52:48.127
2	1:28.961		-6.398	16:54:17.088
3	1:31.985	+3.024	+3.024	16:55:49.073

Best Tm: 1:28.961

(32) Indulis RUKUTS

Best Tm:

(11) Karolis GRISKA

Best Tm:

(69) Dmitrijs POROHOVS

Best Tm:

(6) Kert TAMM

Best Tm:

(66) Petras CERNAUSKAS

Best Tm:

(25) Ain LÄHKER

Best Tm:

Superkrossi karikavõistluste VIII etapp

Lapchart

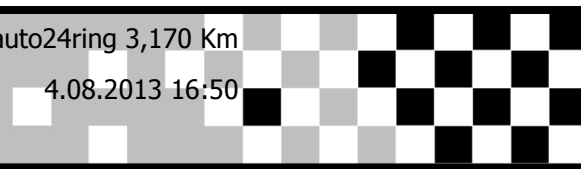
Formel Historic + Estfield

www.auto24ring.ee auto24ring 3,170 Km

Formel Historic - race 2 - 10 laps

4.08.2013 16:50

Race (10 Laps) started at 16:51:08



Competitors	Laps										
	0	1	2	3	4	5	6	7	8	9	10
Valdas JONUSIS (1)	1	1	1	1	1	1	1	1	1	1	1
Jaak KUUL (80)	2	80	80	80	80	80	80	80	80	80	80
Taavi KROON (10)	3	10	73	73	73	73	73	73	73	73	73
Meelis TELLISKIVI (73)	4	73	10	10	10	10	10	10	10	10	10
Indrek TEPPAN (8)	5	8	7	7	7	7	7	7	7	7	7
Fred ANSIP (7)	6	7	8	8	8	8	8	8	8	8	8
Andris GRIKIS (71)	7	71	14	14	14	71	71	71	71	71	71
Urmas KOPPEL (11)	8	11	71	71	71	11	11	11	11	11	11
Albertas PUNDYS (14)	9	14	11	11	11						
Ain LÄHKER (25)	10	25									
Petras CERNAUSKAS (66)	11	66									
Kert TAMM (6)	12	6									
Dmitrijs POROHOVS (69)	13	69									
Karolis GRISKA (11)	14	11									
Indulis RUKUTS (32)	15	32									

Superkrossi karikavõistluste VIII etapp

Formel Historic + Estfield

www.auto24ring.ee auto24ring 3,170 Km

Formel Historic - 1 + 2 punktid

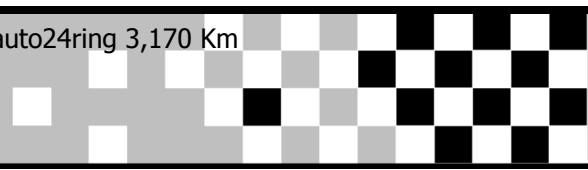
Pos	No.	Name	Race Team	Make	R1.	R2.	Total points
1	1	Valdas JONUSIS		MCA T801	1	1	2
2	80	Jaak KUUL		Estonia 21-10	2	2	4
3	73	Meelis TELLISKIVI	Erki Sport	Estonia 26	6	3	9
4	10	Taavi KROON		Estonia 21	5	4	9
5	71	Andris GRIKIS		Estonia 3	7	5	12
6	14	Albertas PUNDYS		Estonia 21	8	6	14
7	32	Indulis RUKUTS		Rukuts-3 Kavor	3	90	93
8	11	Karolis GRISKA		Estonia 21	4	90	94
9	69	Dmitrijs POROHOVS		Estonia 21M	9	90	99
DNS	66	Petras CERNAUSKAS		Estonia 25	90	90	180
DNS	25	Ain LÄHKER	Erki Sport	Estonia 26	90	90	180

Superkrossi karikavõistluste VIII etapp

Formel Historic + Estfield

www.auto24ring.ee auto24ring 3,170 Km

ESTfield - 1 + 2 punktid



Pos	No.	Name	Race Team	Make	R1.	R2.	Total points
1	7	Fred ANSIP		ESTfield	2	1	3
2	8	Indrek TEPPAN		ESTfield Opel 16V	1	2	3
3	11	Urmast KOPPEL	B3 Racing	ESTfield BMW	3	3	6
DNS	6	Kert TAMM		ESTfield	90	90	180