



OLEREX ESTONIAN RALLYCROSS CHAMPIONSHIP III ROUND

Piiraja rallycross track, Estonia

09.07.2011

Timing and results by EAL Timing



<http://www.mylaps.ee>





Track name: Piiroja Rallycross track

Track Length: 1080 m Width: 10-14 m

Turns: 7 (1 left; 6 right)

Track Direction: clockwise

Track address: Alastvere village, Põltsamaa parish, Estonia

Web: <http://www.nabaeestiponevuskeskus.eu>

Time zone: GMT +1

Track records:

Division 1

46,310 Sten Oja, EST, Mitsubishi Lancer EVO VI, Team RRC 09.07.2011

ERK 2000

48,566 Martins Porietis, LAT, Volkswagen Golf III 09.07.2011

RWD

48,911 Ilgonis Kruminis, LAT, BMW 318 09.07.2011

Division 1A

50,169 Sander Palmiste, EST, Volkswagen Golf II, Ligur Racing 09.07.2011


OLEREX Eesti MV III etapp rallikrossis
Sorted on Best Lap time

Warm up

Piiroja Rallycross Track 1,080 Km

Division1,Division1A,ERK 2000,ERK Juunior,RWD

9.07.2011 08:15

Practice started at 8:51:02

Pos	No.	Name	Nat	Make	Entrant/Race Team	Best Tm	Diff	Gap	In Lap	Laps	Best Speed
Division 1											
1	9	Sten Oja	EST	Team RRC	Mitsubishi Lancer EVO VI	48.260			6	7	80,564
2	10	Helmet Palm	EST	Märjamaa Rally Team	Mitsubishi Lancer EVO VI	48.421	0.161	0.161	2	7	80,296
3	55	Valdur Reinsalu	EST	Reinsalu Sport	Ford Fiesta	48.575	0.315	0.154	6	7	80,041
4	4	Pait Reiman	EST	G.M. Racing	Mitsubishi Lancer EVO VI	49.401	1.141	0.826	7	7	78,703
5	2	Erki Koldits	EST	A2 Racing	Subaru Impreza	52.043	3.783	2.642	6	7	74,707
6	7	Andri Õun	EST	Reinsalu Sport	Skoda Fabia	52.485	4.225	0.442	6	7	74,078
7	3	Denes Truu	EST	Reinsalu Sport	Ford Escort RS Cosworth	52.799	4.539	0.314	2	3	73,638

Division 1A

1	6	Janno Ligur	EST	Ligur Racing	Lada Samara	51.292			6	7	75,801
2	3	Sander Palmiste	EST	Ligur Racing	Volkswagen Golf II	51.461	0.169	0.169	3	7	75,552
3	10	Andre Kurg	EST	Ligur Racing	Lada Samara	51.898	0.606	0.437	7	8	74,916
4	17	Tatiana Eliseeva	RUS	Erki Sport	Lada Samara	51.984	0.692	0.086	4	8	74,792
5	7	Arvo Kask	EST	Yellow Racing	Volkswagen Golf II	52.116	0.824	0.132	1	6	74,603
6	9	Artur Metsare	EST	Märjamaa Rally Team	Lada Samara	53.466	2.174	1.350	6	7	72,719
7	11	Imre Karu	EST	Yellow Racing	Lada Samara	53.857	2.565	0.391	5	7	72,191
8	13	Aivo Ojala	EST	Yellow Racing	Lada Samara	53.891	2.599	0.034	7	7	72,146
9	8	Sander Roosimaa	EST	Yellow Racing	Volkswagen Golf II	54.563	3.271	0.672	4	8	71,257
10	16	Erki Külvi	EST	ProRex Racing	Honda Civic	55.369	4.077	0.806	2	3	70,220
11	5	Aare Jürgenson	EST	Yellow Racing	Volkswagen Golf II	55.674	4.382	0.305	2	7	69,835

ERK 2000

1	6	Silver Havamaa	EST	Erki Sport	Honda Civic Type-R	50.879			6	7	76,417
2	3	Martins Porietis	LAT	Martins	Volkswagen Golf III	51.278	0.399	0.399	2	7	75,822
3	10	Reinis Nitiss	LAT	SKN Sports	Volkswagen Golf III	51.674	0.795	0.396	2	8	75,241
4	5	Alvar Kuusik	EST	Yellow Racing	Volkswagen Golf II	52.137	1.258	0.463	3	8	74,573
5	18	Priit Rebane	EST	G.M. Racing	Mitsubishi Colt	52.212	1.333	0.075	6	7	74,466
6	15	Maris Locmelis	LAT	Maris Locmelis	Peugeot 206	52.509	1.630	0.297	2	8	74,044
7	12	Ugis Parunis	LAT	Ugins Parunis	Honda Civic Type-R	53.765	2.886	1.256	3	8	72,315

ERK juunior

1	17N	Sander Miljand	EST	Yellow Racing	Volkswagen Golf II	54.715			3	8	71,059
2	20N	Andre Teder	EST	Ligur Racing	Volkswagen Golf II	56.606	1.891	1.891	7	7	68,685
3	19N	Marten Teppan	EST	Talvar Racing	Lada 2105	59.561	4.846	2.955	2	7	65,278

RWD

1	11	Rommi Pukk	EST	Ligur Racing	BMW 318	50.892			6	7	76,397
2	3	Kalmer Vaht	EST	Erki Sport	Lada 2101	52.002	1.110	1.110	3	3	74,766
3	5	Kevo Kärp	EST	Ligur Racing	Lada 2101	52.424	1.532	0.422	1	5	74,165
4	4	Ilgonis Krumins	LAT	Ilgonis Krumins	BMW 318	53.452	2.560	1.028	3	7	72,738
5	6	Siim Sündema	EST	LaitseRallyPark	BMW 318	54.219	3.327	0.767	7	7	71,709


OLEREX Eesti MV III etapp rallikrossis
Sorted on Best Lap time

Warm up

Piiroja Rallycross Track 1,080 Km

Division1,Division1A,ERK 2000,ERK Juunior,RWD

9.07.2011 08:15

Practice started at 8:51:02

Pos	No.	Name	Nat	Make	Entrant/Race Team	Best Tm	Diff	Gap	In Lap	Laps	Best Speed
6	17	Andrus Karu	EST	Yellow Racing	Lada 2105	54.663	3.771	0.444	3	3	71,127
7	2	Sten Suvemaa	EST	LaitseRallyPark	BMW M3	54.874	3.982	0.211	3	3	70,853

OLEREX Eesti MV III etapp rallikrossis

Warm up

Piiraja Rallycross Track 1,080 Km

Division1, Division1A, ERK 2000, ERK Juunior, RWD

9.07.2011 08:15

Practice started at 8:51:02

Lap	Lap Tm	Diff	Time of Day
(9) Sten Oja			
1	49.314	+1.054	9:37:09.600
2	49.572	+1.312	9:37:59.172
3	48.947	+0.687	9:38:48.119
4	33:07.034	+32:18.774	10:11:55.153
5	48.947	+0.687	10:12:44.100
6	48.260		10:13:32.360
7	1:02.349	+14.089	10:14:34.709
(10) Helmet Palm			
1	50.493	+2.072	9:43:15.313
2	48.421		9:44:03.734
3	48.730	+0.309	9:44:52.464
4	15:51.674	+15:03.253	10:00:44.138
5	49.877	+1.456	10:01:34.015
6	49.499	+1.078	10:02:23.514
7	49.194	+0.773	10:03:12.708
(55) Valdur Reinsalu			
1	52.445	+3.870	9:14:18.159
2	50.074	+1.499	9:15:08.233
3	49.352	+0.777	9:15:57.585
4	11:11.460	+10:22.885	9:27:09.045
5	50.615	+2.040	9:27:59.660
6	48.575		9:28:48.235
7	49.842	+1.267	9:29:38.077
(4) Pait Reiman			
1	50.368	+0.967	9:47:10.695
2	50.666	+1.265	9:48:01.361
3	50.585	+1.184	9:48:51.946
4	3:52.344	+3:02.943	9:52:44.290
5	50.713	+1.312	9:53:35.003
6	50.447	+1.046	9:54:25.450
7	49.401		9:55:14.851
(6) Silver Havamaa			
1	51.858	+0.979	9:22:15.889
2	51.189	+0.310	9:23:07.078
3	51.038	+0.159	9:23:58.116
4	12:46.190	+11:55.311	9:36:44.306
5	51.773	+0.894	9:37:36.079
6	50.879		9:38:26.958
7	51.858	+0.979	9:39:18.816
(11) Rommi Pukk			
1	52.662	+1.770	9:18:33.086
2	51.006	+0.114	9:19:24.092
3	51.295	+0.403	9:20:15.387
4	16:11.109	+15:20.217	9:36:26.496
5	52.509	+1.617	9:37:19.005
6	50.892		9:38:09.897
7	52.003	+1.111	9:39:01.900
(3) Martins Porietis			
1	52.046	+0.768	9:06:17.146
2	51.278		9:07:08.424
3	51.908	+0.630	9:08:00.332
4	13:38.541	+12:47.263	9:21:38.873
5	51.954	+0.676	9:22:30.827
6	51.644	+0.366	9:23:22.471
7	54.179	+2.901	9:24:16.650
(6) Janno Ligur			
1	52.609	+1.317	9:14:09.300

Lap	Lap Tm	Diff	Time of Day
2	51.913	+0.621	9:15:01.213
3	52.021	+0.729	9:15:53.234
4	27:04.435	+26:13.143	9:42:57.669
5	53.096	+1.804	9:43:50.765
6	51.292		9:44:42.057
7	52.829	+1.537	9:45:34.886
(3) Sander Palmiste			
1	52.874	+1.413	9:05:59.909
2	52.479	+1.018	9:06:52.388
3	51.461		9:07:43.849
4	9:39.983	+8:48.522	9:17:23.832
5	52.089	+0.628	9:18:15.921
6	51.737	+0.276	9:19:07.658
7	52.824	+1.363	9:20:00.482
(10) Reinis Nitiss			
1	52.859	+1.185	8:59:21.186
2	51.674		9:00:12.860
3	52.503	+0.829	9:01:05.363
4	1:08.232	+16.558	9:02:13.595
5	25:18.324	+24:26.650	9:27:31.919
6	52.802	+1.128	9:28:24.721
7	53.143	+1.469	9:29:17.864
8	52.380	+0.706	9:30:10.244
(10) Andre Kurg			
1	52.714	+0.816	8:59:46.337
2	52.237	+0.339	9:00:38.574
3	52.476	+0.578	9:01:31.050
4	57.849	+5.951	9:02:28.899
5	58:22.712	+57:30.814	10:00:51.611
6	56.559	+4.661	10:01:48.170
7	51.898		10:02:40.068
8	52.009	+0.111	10:03:32.077
(17) Tatiana Eliseeva			
1	54.792	+2.808	8:59:39.933
2	53.503	+1.519	9:00:33.436
3	56.218	+4.234	9:01:29.654
4	51.984		9:02:21.638
5	19:27.499	+18:35.515	9:21:49.137
6	53.501	+1.517	9:22:42.638
7	53.713	+1.729	9:23:36.351
8	52.776	+0.792	9:24:29.127
(3) Kalmer Vaht			
1	53.397	+1.395	9:28:09.579
2	52.120	+0.118	9:29:01.699
3	52.002		9:29:53.701
(2) Erki Koldits			
1	56.084	+4.041	9:32:36.292
2	55.610	+3.567	9:33:31.902
3	56.115	+4.072	9:34:28.017
4	12:00.273	+11:08.230	9:46:28.290
5	54.138	+2.095	9:47:22.428
6	52.043		9:48:14.471
7	52.851	+0.808	9:49:07.322
(7) Arvo Kask			
1	52.116		9:06:26.797
2	1:12.454	+20.338	9:07:39.251
3	45:15.273	+44:23.157	9:52:54.524
4	52.507	+0.391	9:53:47.031
5	54.455	+2.339	9:54:41.486

Lap	Lap Tm	Diff	Time of Day
6	53.184	+1.068	9:55:34.670
(5) Alvar Kuusik			
1	52.798	+0.661	8:51:58.110
2	52.418	+0.281	8:52:50.528
3	52.137		8:53:42.665
4	53.808	+1.671	8:54:36.473
5	22:55.637	+22:03.500	9:17:32.110
6	53.158	+1.021	9:18:25.268
7	52.759	+0.622	9:19:18.027
8	52.378	+0.241	9:20:10.405
(18) Priit Rebane			
1	54.719	+2.507	9:32:59.802
2	53.017	+0.805	9:33:52.819
3	53.798	+1.586	9:34:46.617
4	12:07.056	+11:14.844	9:46:53.673
5	54.597	+2.385	9:47:48.270
6	52.212		9:48:40.482
7	52.803	+0.591	9:49:33.285
(5) Kevo Kärp			
1	52.424		9:28:33.350
2	53.064	+0.640	9:29:26.414
3	53.197	+0.773	9:30:19.611
4	52:22.975	+51:30.551	10:22:42.586
5	1:03.111	+10.687	10:23:45.697
(7) Andri Õun			
1	55.401	+2.916	9:22:27.237
2	53.719	+1.234	9:23:20.956
3	57.279	+4.794	9:24:18.235
4	12:18.940	+11:26.455	9:36:37.175
5	54.068	+1.583	9:37:31.243
6	52.485		9:38:23.728
7	53.448	+0.963	9:39:17.176
(15) Maris Loemelis			
1	54.034	+1.525	8:59:30.556
2	52.509		9:00:23.065
3	52.618	+0.109	9:01:15.683
4	53.566	+1.057	9:02:09.249
5	10:41.321	+9:48.812	9:12:50.570
6	53.803	+1.294	9:13:44.373
7	53.156	+0.647	9:14:37.529
8	52.602	+0.093	9:15:30.131
(3) Denes Truu			
1	55.085	+2.286	9:32:42.737
2	52.799		9:33:35.536
3	53.539	+0.740	9:34:29.075
(4) Ilgonis Krumins			
1	56.740	+3.288	10:07:04.667
2	55.156	+1.704	10:07:59.823
3	53.452		10:08:53.275
4	2:49.487	+1:56.035	10:11:42.762
5	54.156	+0.704	10:12:36.918
6	54.129	+0.677	10:13:31.047
7	53.914	+0.462	10:14:24.961
(9) Artur Metsare			
1	56.143	+2.677	9:43:35.513
2	55.201	+1.735	9:44:30.714
3	55.530	+2.064	9:45:26.244
4	21:06.649	+20:13.183	10:06:32.893



OLEREX Eesti MV III etapp rallikrossis

Warm up

Piiraja Rallycross Track 1,080 Km

Division1,Division1A,ERK 2000,ERK Juunior,RWD

9.07.2011 08:15

Practice started at 8:51:02

Lap	Lap Tm	Diff	Time of Day
5	54.801	+1.335	10:07:27.694
6	53.466		10:08:21.160
7	55.274	+1.808	10:09:16.434

(12) Ugis Parunis			
Lap	Lap Tm	Diff	Time of Day
1	55.838	+2.073	8:59:16.159
2	54.496	+0.731	9:00:10.655
3	53.765		9:01:04.420
4	54.938	+1.173	9:01:59.358
5	11:01.268	+10:07.503	9:13:00.626
6	55.317	+1.552	9:13:55.943
7	55.821	+2.056	9:14:51.764
8	54.559	+0.794	9:15:46.323

(11) Imre Karu			
Lap	Lap Tm	Diff	Time of Day
1	55.674	+1.817	9:37:46.611
2	54.628	+0.771	9:38:41.239
3	54.455	+0.598	9:39:35.694
4	26:39.762	+25:45.905	10:06:15.456
5	53.857		10:07:09.313
6	55.574	+1.717	10:08:04.887
7	55.062	+1.205	10:08:59.949

(13) Aivo Ojala			
Lap	Lap Tm	Diff	Time of Day
1	56.123	+2.232	9:18:45.266
2	53.953	+0.062	9:19:39.219
3	54.061	+0.170	9:20:33.280
4	21:58.921	+21:05.030	9:42:32.201
5	55.178	+1.287	9:43:27.379
6	54.049	+0.158	9:44:21.428
7	53.891		9:45:15.319

(6) Siim Sündema			
Lap	Lap Tm	Diff	Time of Day
1	55.771	+1.552	9:43:44.606
2	54.474	+0.255	9:44:39.080
3	55.007	+0.788	9:45:34.087
4	20:50.078	+19:55.859	10:06:24.165
5	54.492	+0.273	10:07:18.657
6	54.314	+0.095	10:08:12.971
7	54.219		10:09:07.190

(8) Sander Roosimaa			
Lap	Lap Tm	Diff	Time of Day
1	55.982	+1.419	8:52:11.543
2	54.972	+0.409	8:53:06.515
3	54.703	+0.140	8:54:01.218
4	54.563		8:54:55.781
5	10:20.288	+9:25.725	9:05:16.069
6	54.746	+0.183	9:06:10.815
7	55.451	+0.888	9:07:06.266
8	56.580	+2.017	9:08:02.846

(17) Andrus Karu			
Lap	Lap Tm	Diff	Time of Day
1	54.859	+0.196	9:47:31.569
2	54.800	+0.137	9:48:26.369
3	54.663		9:49:21.032

(17N) Sander Miljand			
Lap	Lap Tm	Diff	Time of Day
1	56.950	+2.235	8:52:21.597
2	55.135	+0.420	8:53:16.732
3	54.715		8:54:11.447
4	54.942	+0.227	8:55:06.389
5	18:02.977	+17:08.262	9:13:09.366
6	56.409	+1.694	9:14:05.775
7	54.845	+0.130	9:15:00.620
8	56.469	+1.754	9:15:57.089

Lap	Lap Tm	Diff	Time of Day
(2) Sten Suvemaa			
1	56.815	+1.941	9:57:25.812
2	55.233	+0.359	9:58:21.045
3	54.874		9:59:15.919

(16) Erki Külvi			
Lap	Lap Tm	Diff	Time of Day
1	57.034	+1.665	9:28:21.241
2	55.369		9:29:16.610
3	56.371	+1.002	9:30:12.981

(5) Aare Jürgenson			
Lap	Lap Tm	Diff	Time of Day
1	56.805	+1.131	9:22:54.994
2	55.674		9:23:50.668
3	55.695	+0.021	9:24:46.363
4	7:27.518	+6:31.844	9:32:13.881
5	58.034	+2.360	9:33:11.915
6	1:06.196	+10.522	9:34:18.111
7	1:22.608	+26.934	9:35:40.719

(20N) Andre Teder			
Lap	Lap Tm	Diff	Time of Day
1	59.404	+2.798	9:06:42.707
2	57.830	+1.224	9:07:40.537
3	58.144	+1.538	9:08:38.681
4	8:36.397	+7:39.791	9:17:15.078
5	57.715	+1.109	9:18:12.793
6	57.720	+1.114	9:19:10.513
7	56.606		9:20:07.119

(19N) Marten Teppan			
Lap	Lap Tm	Diff	Time of Day
1	1:01.348	+1.787	9:32:57.377
2	59.561		9:33:56.938
3	1:05.004	+5.443	9:35:01.942
4	11:43.456	+10:43.895	9:46:45.398
5	1:00.883	+1.322	9:47:46.281
6	59.929	+0.368	9:48:46.210
7	1:12.676	+13.115	9:49:58.886

**OLEREX Eesti MV III etapp rallikrossis****Sorted on Best Lap time**

Division 1

Piiroja Rallycross Track 1,080 Km

kvalifikatsioon - 3 ringi

9.07.2011 11:30

Qualifying started at 11:42:45

Pos	No.	Name	Nat	Make	Entrant/Race Team	Best Tm	Diff	Gap	In Lap	Laps	Best Speed
1	9	Sten Oja	EST	Team RRC	Mitsubishi Lancer EVO VI	48.100			2	3	80,832
2	10	Helmet Palm	EST	Märjamaa Rally Team	Mitsubishi Lancer EVO VI	48.832	0.732	0.732	2	3	79,620
3	4	Pait Reiman	EST	G.M. Racing	Mitsubishi Lancer EVO VI	50.131	2.031	1.299	2	3	77,557
4	55	Valdur Reinsalu	EST	Reinsalu Sport	Ford Fiesta	51.140	3.040	1.009	3	3	76,027
5	3	Denes Truu	EST	Reinsalu Sport	Ford Escort RS Cosworth	52.379	4.279	1.239	2	3	74,228
6	7	Andri Õun	EST	Reinsalu Sport	Skoda Fabia	53.422	5.322	1.043	2	3	72,779
7	2	Erki Koldits	EST	A2 Racing	Subaru Impreza	53.954	5.854	0.532	2	2	72,061



OLEREX Eesti MV III etapp rallikrossis

Division 1

Piiraja Rallycross Track 1,080 Km

kvalifikatsioon - 3 ringi

9.07.2011 11:30

Qualifying started at 11:42:45

Lap	Lap Tm	Diff	Time of Day
(9) Sten Oja			
1	1:01.014	+12.914	11:49:15.443
2	48.100		11:50:03.543
3	48.676	+0.576	11:50:52.219
(10) Helmet Palm			
1	59.859	+11.027	11:49:02.720
2	48.832		11:49:51.552
3	48.948	+0.116	11:50:40.500
(4) Pait Reiman			
1	51.347	+1.216	11:48:43.409
2	50.131		11:49:33.540
3	50.694	+0.563	11:50:24.234
(55) Valdur Reinsalu			
1	51.577	+0.437	11:43:41.273
2	51.298	+0.158	11:44:32.571
3	51.140		11:45:23.711
(3) Denes Truu			
1	55.197	+2.818	11:43:54.396
2	52.379		11:44:46.775
3	52.537	+0.158	11:45:39.312
(7) Andri Õun			
1	53.639	+0.217	11:44:02.611
2	53.422		11:44:56.033
3	54.961	+1.539	11:45:50.994
(2) Erki Koldits			
1	54.969	+1.015	11:44:12.059
2	53.954		11:45:06.013

Lap	Lap Tm	Diff	Time of Day
-----	--------	------	-------------

Lap	Lap Tm	Diff	Time of Day
-----	--------	------	-------------

**OLEREX Eesti MV III etapp rallikrossis****Sorted on Best Lap time**

Division 1

Piiroja Rallycross Track 1,080 Km

stardipositsioonide valiku järjestus - eelsõit 1

9.07.2011 13:00

Qualifying

Pos	No.	Name	Nat/State	Make	Entrant/Race Team
1	55	Valdur Reinsalu	EST	Reinsalu Sport	Ford Fiesta
2	3	Denes Truu	EST	Reinsalu Sport	Ford Escort RS Cosworth
3	7	Andri Õun	EST	Reinsalu Sport	Skoda Fabia
4	2	Erki Koldits	EST	A2 Racing	Subaru Impreza
5	9	Sten Oja	EST	Team RRC	Mitsubishi Lancer EVO VI
6	10	Helmet Palm	EST	Märjamaa Rally Team	Mitsubishi Lancer EVO VI
7	4	Pait Reiman	EST	G.M. Racing	Mitsubishi Lancer EVO VI



OLEREX Eesti MV III etapp rallikrossis

Sorted on Laps

Division 1

Piiraja Rallycross Track 1,080 Km

eelsõit 1 - 4 ringi - 1. start

9.07.2011 13:00

Race (4 Laps) started at 13:28:29

Pos	No.	Name	Nat	Make	Entrant/Race Team	Laps	Total Tm	Diff	Gap	In Lap	Best Tm	Points
1	7	Andri Õun	EST	Reinsalu Sport	Skoda Fabia	4	3:32.117			1	52.445	0
2	3	Denes Truu	EST	Reinsalu Sport	Ford Escort RS Cosw	4	3:32.714	0.597	0.597	2	52.026	0
3	2	Erki Koldits	EST	A2 Racing	Subaru Impreza	4	3:33.551	1.434	0.837	4	52.715	0
DNF	55	Valdur Reinsalu	EST	Reinsalu Sport	Ford Fiesta		2.751	DNF	4 Laps	0		0

Margin of Victory	Avg. Speed	Best Lap Tm	Best Spd	Best Lap by
0.597	73,318	52.026	74,732	3 - Denes Truu

Organizer: Rallikrossi Arenduse MTÜ Posted at:

Officialised at:

Orbits

Clerk of the Course: Ain Brunfeldt

Secretary of race: Merike Kask

Official Timing: EAL Timing

Printed: 12.07.2011 8:31:21



OLEREX Eesti MV III etapp rallikrossis


Division 1

Piiraja Rallycross Track 1,080 Km

eelsõit 1 - 4 ringi - 1. start

9.07.2011 13:00

Race (4 Laps) started at 13:28:29



Lap	Lap Tm	Diff	Time of Day
(7) Andri Õun			
1	52.445		13:29:22.086
2	52.632	+0.187	13:30:14.718
3	53.213	+0.768	13:31:07.931
4	53.791	+1.346	13:32:01.722
(3) Denes Truu			
1	54.644	+2.618	13:29:24.735
2	52.026		13:30:16.761
3	52.442	+0.416	13:31:09.203
4	53.116	+1.090	13:32:02.319
(2) Erki Koldits			
1	53.861	+1.146	13:29:23.466
2	54.150	+1.435	13:30:17.616
3	52.825	+0.110	13:31:10.441
4	52.715		13:32:03.156

Lap Lap Tm Diff Time of Day

Lap Lap Tm Diff Time of Day

**OLEREX Eesti MV III etapp rallikrossis****Lapchart**

Division 1

Piiroja Rallycross Track 1,080 Km

eelsõit 1 - 4 ringi - 1. start

9.07.2011 13:00

Race (4 Laps) started at 13:28:29

Competitors**Laps**

	<u>0</u>	<u>1</u>	<u>2</u>	<u>3</u>	<u>4</u>
1 Erki Koldits (2)	2	7	7	7	7
2 Andri Õun (7)	7	2	3	3	3
3 Denes Truu (3)	3	3	2	2	2
4 Valdur Reinsalu (55)	55				



OLEREX Eesti MV III etapp rallikrossis

Sorted on Laps


Division 1

Piiraja Rallycross Track 1,080 Km

eelsõit 1 - 4 ringi - 2. start

9.07.2011 13:05

Race (4 Laps) started at 13:34:09



Pos	No.	Name	Nat	Make	Entrant/Race Team	Laps	Total Tm	Diff	Gap	In Lap	Best Tm	Points
1	9	Sten Oja	EST	Team RRC	Mitsubishi Lancer EV	4	3:10.320			2	46.458	0
2	10	Helmet Palm	EST	Märjamaa Rally Tearr	Mitsubishi Lancer EV	4	3:14.906	4.586	4.586	4	48.255	0
3	4	Pait Reiman	EST	G.M. Racing	Mitsubishi Lancer EV	4	3:19.233	8.913	4.327	2	48.004	0

Margin of Victory	Avg. Speed	Best Lap Tm	Best Spd	Best Lap by
4.586	81,715	46.458	83,688	9 - Sten Oja

Organizer: Rallikrossi Arenduse MTÜ Posted at:

Officialised at:

Orbits

Clerk of the Course: Ain Brunfeldt

Secretary of race: Merike Kask

Official Timing: EAL Timing

Printed: 12.07.2011 8:31:49



OLEREX Eesti MV III etapp rallikrossis


Division 1

Piiraja Rallycross Track 1,080 Km

eelsõit 1 - 4 ringi - 2. start

9.07.2011 13:05

Race (4 Laps) started at 13:34:09



Lap	Lap Tm	Diff	Time of Day
(9) Sten Oja			
1	48.831	+2.373	13:34:58.519
2	46.458		13:35:44.977
3	47.242	+0.784	13:36:32.219
4	47.405	+0.947	13:37:19.624
(10) Helmet Palm			
1	50.074	+1.819	13:34:59.378
2	48.300	+0.045	13:35:47.678
3	48.277	+0.022	13:36:35.955
4	48.255		13:37:24.210
(4) Pait Reiman			
1	51.325	+3.321	13:35:00.760
2	48.004		13:35:48.764
3	50.503	+2.499	13:36:39.267
4	49.270	+1.266	13:37:28.537

Lap Lap Tm Diff Time of Day

Lap Lap Tm Diff Time of Day

**OLEREX Eesti MV III etapp rallikrossis****Lapchart**

Division 1

Piiroja Rallycross Track 1,080 Km

eelsõit 1 - 4 ringi - 2. start

9.07.2011 13:05

Race (4 Laps) started at 13:34:09

Competitors**Laps**

	0	1	2	3	4
Helmet Palm (10)	1	10	9	9	9
Pait Reiman (4)	2	4	10	10	10
Sten Oja (9)	3	9	4	4	4




OLEREX Eesti MV III etapp rallikrossis

Division 1

Piiraja Rallycross Track 1,080 Km

1. eelvoor



Pos	No.	Name	Nat	Laps	Total Tm	Diff	R1.	R2.	Points
1	9	Sten Oja	EST	4	3:10.320		-	4 [3:10.320]	1
2	10	Helmet Palm	EST	4	3:14.906	4.586	-	4 [3:14.906]	2
3	4	Pait Reiman	EST	4	3:19.233	8.913	-	4 [3:19.233]	3
4	7	Andri Õun	EST	4	3:32.117	21.797	4 [3:32.117]	-	4
5	3	Denes Truu	EST	4	3:32.714	22.394	4 [3:32.714]	-	5
6	2	Erki Koldits	EST	4	3:33.551	23.231	4 [3:33.551]	-	6
7	55	Valdur Reinsalu	EST	0	2.751	4 Laps	0 [2.751]	-	80

**OLEREX Eesti MV III etapp rallikrossis****Sorted on Best Lap time**

Division 1

Piiroja Rallycross Track 1,080 Km

stardipositsioonide valiku järjestus - eelsõit 2

9.07.2011 14:00

Qualifying

Pos	No.	Name	Nat/State	Make	Entrant/Race Team
1	7	Andri Õun	EST	Reinsalu Sport	Skoda Fabia
2	3	Denes Truu	EST	Reinsalu Sport	Ford Escort RS Cosworth
3	2	Erki Koldits	EST	A2 Racing	Subaru Impreza
4	55	Valdur Reinsalu	EST	Reinsalu Sport	Ford Fiesta
5	9	Sten Oja	EST	Team RRC	Mitsubishi Lancer EVO VI
6	10	Helmet Palm	EST	Märjamaa Rally Team	Mitsubishi Lancer EVO VI
7	4	Pait Reiman	EST	G.M. Racing	Mitsubishi Lancer EVO VI



OLEREX Eesti MV III etapp rallikrossis

Sorted on Laps

Division 1

Piiraja Rallycross Track 1,080 Km

eelsõit 2 - 4 ringi - 1. start

9.07.2011 14:00

Race (4 Laps) started at 14:49:34

Pos	No.	Name	Nat	Make	Entrant/Race Team	Laps	Total Tm	Diff	Gap	In Lap	Best Tm	Points
1	2	Erki Koldits	EST	A2 Racing	Subaru Impreza	4	3:36.447			2	51.773	0
2	7	Andri Õun	EST	Reinsalu Sport	Skoda Fabia	4	3:37.364	0.917	0.917	2	52.743	0
3	3	Denes Truu	EST	Reinsalu Sport	Ford Escort RS Cosw	1	55.743	3 Laps	3 Laps	1	55.248	0

Not classified

DNS	55	Valdur Reinsalu	EST	Reinsalu Sport	Ford Fiesta		0.000	DNS	1 Lap	0		0
-----	----	-----------------	-----	----------------	-------------	--	-------	-----	-------	---	--	---

Margin of Victory	Avg. Speed	Best Lap Tm	Best Spd	Best Lap by
0.917	71,851	51.773	75,097	2 - Erki Koldits

Organizer: Rallikrossi Arenduse MTÜ Posted at:

Officialised at:

Orbits

Clerk of the Course: Ain Brunfeldt

Secretary of race: Merike Kask

Official Timing: EAL Timing

Printed: 12.07.2011 8:32:46

**OLEREX Eesti MV III etapp rallikrossis**

Division 1

Piiroja Rallycross Track 1,080 Km

eelsõit 2 - 4 ringi - 1. start

9.07.2011 14:00

Race (4 Laps) started at 14:49:34

Lap	Lap Tm	Diff	Time of Day
(2) Erki Koldits			
1	54.192	+2.419	14:50:28.464
2	51.773		14:51:20.237
3	55.885	+4.112	14:52:16.122
4	54.597	+2.824	14:53:10.719
(7) Andri Õun			
1	54.560	+1.817	14:50:28.941
2	52.743		14:51:21.684
3	54.995	+2.252	14:52:16.679
4	54.957	+2.214	14:53:11.636
(3) Denes Truu			
1	55.248		14:50:30.015

Lap	Lap Tm	Diff	Time of Day
-----	--------	------	-------------

Lap	Lap Tm	Diff	Time of Day
-----	--------	------	-------------

**OLEREX Eesti MV III etapp rallikrossis****Lapchart**


Division 1

Piiroja Rallycross Track 1,080 Km

eelsõit 2 - 4 ringi - 1. start

9.07.2011 14:00

Race (4 Laps) started at 14:49:34

**Competitors****Laps**

	<u>0</u>	<u>1</u>	<u>2</u>	<u>3</u>	<u>4</u>
1 Erki Koldits (2)	2	2	2	2	2
2 Andri Õun (7)	7	7	7	7	7
3 Denes Truu (3)	3	3			
4 Valdur Reinsalu (55)	55				



OLEREX Eesti MV III etapp rallikrossis

Sorted on Laps

Division 1

Piiraja Rallycross Track 1,080 Km

eelsõit 2 - 4 ringi - 2. start

9.07.2011 14:05

Race (4 Laps) started at 14:55:33

Pos	No.	Name	Nat	Make	Entrant/Race Team	Laps	Total Tm	Diff	Gap	In Lap	Best Tm	Points
1	9	Sten Oja	EST	Team RRC	Mitsubishi Lancer EV	4	3:18.941			3	48.223	0
2	10	Helmet Palm	EST	Märjamaa Rally Tearr	Mitsubishi Lancer EV	4	3:26.822	7.881	7.881	3	49.902	0
3	4	Pait Reiman	EST	G.M. Racing	Mitsubishi Lancer EV	4	3:30.330	11.389	3.508	3	50.568	0

Margin of Victory	Avg. Speed	Best Lap Tm	Best Spd	Best Lap by
7.881	78,174	48.223	80,625	9 - Sten Oja

Organizer: Rallikrossi Arenduse MTÜ Posted at:

Officialised at:

Orbits

Clerk of the Course: Ain Brunfeldt

Secretary of race: Merike Kask

Official Timing: EAL Timing

Printed: 12.07.2011 8:33:13



OLEREX Eesti MV III etapp rallikrossis

Division 1

Piiraja Rallycross Track 1,080 Km

eelsõit 2 - 4 ringi - 2. start

9.07.2011 14:05

Race (4 Laps) started at 14:55:33

Lap	Lap Tm	Diff	Time of Day
(9) Sten Oja			
1	51.382	+3.159	14:56:25.175
2	50.552	+2.329	14:57:15.727
3	48.223		14:58:03.950
4	48.413	+0.190	14:58:52.363

Lap	Lap Tm	Diff	Time of Day
(10) Helmet Palm			
1	52.369	+2.467	14:56:25.791
2	52.008	+2.106	14:57:17.799
3	49.902		14:58:07.701
4	52.543	+2.641	14:59:00.244

Lap	Lap Tm	Diff	Time of Day
(4) Pait Reiman			
1	51.199	+0.631	14:56:24.711
2	51.820	+1.252	14:57:16.531
3	50.568		14:58:07.099
4	56.653	+6.085	14:59:03.752

Lap Lap Tm Diff Time of Day

Lap Lap Tm Diff Time of Day

**OLEREX Eesti MV III etapp rallikrossis****Lapchart**

Division 1

Piiroja Rallycross Track 1,080 Km

eelsõit 2 - 4 ringi - 2. start

9.07.2011 14:05

Race (4 Laps) started at 14:55:33

Competitors**Laps**

	0	1	2	3	4	
Helmet Palm (10)	1	10	4	9	9	9
Pait Reiman (4)	2	4	9	4	4	10
Sten Oja (9)	3	9	10	10	10	4




OLEREX Eesti MV III etapp rallikrossis

Division 1

Piiraja Rallycross Track 1,080 Km

2. eelvoor




Pos	No.	Name	Nat	Laps	Total Tm	Diff	R1.	R2.	Points
1	9	Sten Oja	EST	4	3:18.941		-	4 [3:18.941]	1
2	10	Helmet Palm	EST	4	3:26.822	7.881	-	4 [3:26.822]	2
3	4	Pait Reiman	EST	4	3:30.330	11.389	-	4 [3:30.330]	3
4	2	Erki Koldits	EST	4	3:36.447	17.506	4 [3:36.447]	-	4
5	7	Andri Õun	EST	4	3:37.364	18.423	4 [3:37.364]	-	5
6	3	Denes Truu	EST	1	55.743	3 Laps	1 [55.743]	-	80
7	55	Valdur Reinsalu	EST	0			0 []	-	90

**OLEREX Eesti MV III etapp rallikrossis**

Division 1

Piiroja Rallycross Track 1,080 Km

1 + 2 eelvoorude punktitable



Pos	No.	Name	Entrant/Race Team	Make	R1.	R2.	Total points
1	9	Sten Oja	Mitsubishi Lancer EVO	Team RRC	1	1	2
2	10	Helmet Palm	Mitsubishi Lancer EVO	Märjamaa Rally Team	2	2	4
3	4	Pait Reiman	Mitsubishi Lancer EVO	G.M. Racing	3	3	6
4	7	Andri Õun	Skoda Fabia	Reinsalu Sport	4	5	9
5	2	Erki Koldits	Subaru Impreza	A2 Racing	6	4	10
6	3	Denes Truu	Ford Escort RS Coswor	Reinsalu Sport	5	80	85
7	55	Valdur Reinsalu	Ford Fiesta	Reinsalu Sport	80	90	170

**OLEREX Eesti MV III etapp rallikrossis****Sorted on Best Lap time**

Division 1

Piiroja Rallycross Track 1,080 Km

stardipositsioonide valiku järjestus - eelsõit 3

9.07.2011 14:50

Qualifying

Pos	No.	Name	Nat/State	Make	Entrant/Race Team
1	2	Erki Koldits	EST	A2 Racing	Subaru Impreza
2	7	Andri Õun	EST	Reinsalu Sport	Skoda Fabia
3	3	Denes Truu	EST	Reinsalu Sport	Ford Escort RS Cosworth
4	9	Sten Oja	EST	Team RRC	Mitsubishi Lancer EVO
5	10	Helmet Palm	EST	Märjamaa Rally Team	Mitsubishi Lancer EVO VI
6	4	Pait Reiman	EST	G.M. Racing	Mitsubishi Lancer EVO VI



OLEREX Eesti MV III etapp rallikrossis

Sorted on Laps

Division 1

Piiraja Rallycross Track 1,080 Km

eelsõit 3 - 4 ringi - 1. start

9.07.2011 14:50

Race (4 Laps) started at 16:41:55

Pos	No.	Name	Nat	Make	Entrant/Race Team	Laps	Total Tm	Diff	Gap	In Lap	Best Tm	Points
1	7	Andri Õun	EST	Reinsalu Sport	Skoda Fabia	4	3:30.880			1	52.362	0
2	2	Erki Koldits	EST	A2 Racing	Subaru Impreza	4	3:39.581	8.701	8.701	1	54.029	0
Not classified												
DNS	3	Denes Truu	EST	Reinsalu Sport	Ford Escort RS Cosw		0.000	DNS	4 Laps	0		0

Margin of Victory	Avg. Speed	Best Lap Tm	Best Spd	Best Lap by
8.701	73,748	52.362	74,252	7 - Andri Õun

Organizer: Rallikrossi Arenduse MTÜ Posted at:

Officialised at:

Orbits

Clerk of the Course: Ain Brunfeldt

Secretary of race: Merike Kask

Official Timing: EAL Timing

Printed: 12.07.2011 8:39:22



OLEREX Eesti MV III etapp rallikrossis


Division 1

Piiraja Rallycross Track 1,080 Km

eelsõit 3 - 4 ringi - 1. start

9.07.2011 14:50

Race (4 Laps) started at 16:41:55



Lap	Lap Tm	Diff	Time of Day
(7) Andri Õun			
1	52.362		16:42:47.722
2	52.869	+0.507	16:43:40.591
3	52.966	+0.604	16:44:33.557
4	52.683	+0.321	16:45:26.240

Lap	Lap Tm	Diff	Time of Day
(2) Erki Koldits			
1	54.029		16:42:49.760
2	54.813	+0.784	16:43:44.573
3	54.255	+0.226	16:44:38.828
4	56.113	+2.084	16:45:34.941

Lap Lap Tm Diff Time of Day

Lap Lap Tm Diff Time of Day

**OLEREX Eesti MV III etapp rallikrossis****Lapchart**

Division 1

Piiroja Rallycross Track 1,080 Km

eelsõit 3 - 4 ringi - 1. start

9.07.2011 14:50

Race (4 Laps) started at 16:41:55

Competitors**Laps**

	<u>0</u>	<u>1</u>	<u>2</u>	<u>3</u>	<u>4</u>
1 Andri Õun (7)	7	7	7	7	7
2 Erki Koldits (2)	2	2	2	2	2
3 Denes Truu (3)	3				



OLEREX Eesti MV III etapp rallikrossis

Sorted on Laps

Division 1

Piiraja Rallycross Track 1,080 Km

eelsõit 3 - 4 ringi - 2. start

9.07.2011 14:55

Race (4 Laps) started at 16:46:58

Pos	No.	Name	Nat	Make	Entrant/Race Team	Laps	Total Tm	Diff	Gap	In Lap	Best Tm	Points
1	10	Helmet Palm	EST	Märjamaa Rally Te	Mitsubishi Lancer	4	3:13.929			4	46.941	0
2	4	Pait Reiman	EST	G.M. Racing	Mitsubishi Lancer EV	4	3:18.004	4.075	4.075	3	48.702	0
DNF	9	Sten Oja	EST	Team RRC	Mitsubishi Lancer EV		0.118	DNF	4 Laps	0		80

Margin of Victory	Avg. Speed	Best Lap Tm	Best Spd	Best Lap by
4.075	80,194	46.941	82,827	10 - Helmet Palm

Organizer: Rallikrossi Arenduse MTÜ Posted at:

Officialised at:

Orbits

Clerk of the Course: Ain Brunfeldt

Secretary of race: Merike Kask

Official Timing: EAL Timing

Printed: 12.07.2011 8:40:02



OLEREX Eesti MV III etapp rallikrossis


Division 1

Piiraja Rallycross Track 1,080 Km

eelsõit 3 - 4 ringi - 2. start

9.07.2011 14:55

Race (4 Laps) started at 16:46:58



Lap	Lap Tm	Diff	Time of Day
(10) Helmet Palm			
1	49.249	+2.308	16:47:47.300
2	48.935	+1.994	16:48:36.235
3	48.804	+1.863	16:49:25.039
4	46.941		16:50:11.980

Lap	Lap Tm	Diff	Time of Day
(4) Pait Reiman			
1	50.375	+1.673	16:47:48.547
2	49.687	+0.985	16:48:38.234
3	48.702		16:49:26.936
4	49.119	+0.417	16:50:16.055

Lap	Lap Tm	Diff	Time of Day
-----	--------	------	-------------

Lap	Lap Tm	Diff	Time of Day
-----	--------	------	-------------

**OLEREX Eesti MV III etapp rallikrossis****Lapchart**

Division 1

Piiroja Rallycross Track 1,080 Km

eelsõit 3 - 4 ringi - 2. start

9.07.2011 14:55

Race (4 Laps) started at 16:46:58

Competitors**Laps**

	<u>0</u>	<u>1</u>	<u>2</u>	<u>3</u>	<u>4</u>
Helmet Palm (10)	1	10	10	10	10
Sten Oja (9)	2	9	4	4	4
Pait Reiman (4)	3	4			




OLEREX Eesti MV III etapp rallikrossis

Division 1

Piiraja Rallycross Track 1,080 Km

3. eelvoor




Pos	No.	Name	Nat	Laps	Total Tm	Diff	R1.	R2.	Points
1	10	Helmet Palm	EST	4	3:13.929		-	4 [3:13.929]	1
2	4	Pait Reiman	EST	4	3:18.004	4.075	-	4 [3:18.004]	2
3	7	Andri Õun	EST	4	3:30.880	16.951	4 [3:30.880]	-	3
4	2	Erki Koldits	EST	4	3:39.581	25.652	4 [3:39.581]	-	4
5	9	Sten Oja	EST	0	0.118	4 Laps	-	0 [0.118]	80
6	3	Denes Truu	EST	0			0 []	-	90

**OLEREX Eesti MV III etapp rallikrossis**

Division 1

Piiroja Rallycross Track 1,080 Km

1 + 2 + 3 eelvoorude punktitable



Pos	No.	Name	Entrant/Race Team	Make	R1.	R2.	M3.	Total points
1	9	Sten Oja	Mitsubishi Lancer EVO	Team RRC	1	1	80	2
2	10	Helmet Palm	Mitsubishi Lancer EVO	Märjamaa Rally Team	2	2	1	3
3	4	Pait Reiman	Mitsubishi Lancer EVO	G.M. Racing	3	3	2	5
4	7	Andri Õun	Skoda Fabia	Reinsalu Sport	4	5	3	7
5	2	Erki Koldits	Subaru Impreza	A2 Racing	6	4	4	8
6	3	Denes Truu	Ford Escort RS Coswor	Reinsalu Sport	5	80	90	85
7	55	Valdur Reinsalu	Ford Fiesta	Reinsalu Sport	80	90	--	170



OLEREX Eesti MV III etapp rallikrossis

Sorted on Laps

Division 1

Piiraja Rallycross Track 1,080 Km

a finaal - 6 ringi

9.07.2011 16:45

Race started at 18:27:32

Pos	No.	Name	Nat	Make	Entrant/Race Team	Laps	Total Tm	Diff	Gap	In Lap	Best Tm	Points
1	9	Sten Oja	EST	Team RRC	Mitsubishi Lancer EV	6	4:49.059			2	46.371	0
2	4	Pait Reiman	EST	G.M. Racing	Mitsubishi Lancer EV	6	5:01.898	12.839	12.839	2	48.000	0
3	10	Helmet Palm	EST	Märjamaa Rally Team	Mitsubishi Lancer EV	6	5:02.562	13.503	0.664	3	48.475	0
4	7	Andri Õun	EST	Reinsalu Sport	Skoda Fabia	6	5:16.667	27.608	14.105	2	50.284	0
5	2	Erki Koldits	EST	A2 Racing	Subaru Impreza	6	5:19.901	30.842	3.234	6	49.733	0

Not classified

DNS	55	Valdur Reinsalu	EST	Reinsalu Sport	Ford Fiesta		0.000	DNS	6 Laps	0		0
-----	----	-----------------	-----	----------------	-------------	--	-------	-----	--------	---	--	---

Margin of Victory	Avg. Speed	Best Lap Tm	Best Spd	Best Lap by
12.839	80,703	46.371	83,846	9 - Sten Oja

Organizer: Rallikrossi Arenduse MTÜ Posted at:

Officialised at:

Orbits

Clerk of the Course: Ain Brunfeldt

Secretary of race: Merike Kask

Official Timing: EAL Timing

Printed: 12.07.2011 8:41:57

**OLEREX Eesti MV III etapp rallikrossis****Lapchart**


Division 1

Piiroja Rallycross Track 1,080 Km

a finaal - 6 ringi

9.07.2011 16:45

Race started at 18:27:32

**Competitors****Laps**

	0	1	2	3	4	5	6
1 Sten Oja (9)	9	9	9	9	9	9	9
2 Helmet Palm (10)	10	4	4	4	4	4	4
Pait Reiman (4)	4	10	10	10	10	10	10
Andri Õun (7)	7	7	7	7	7	7	7
Erki Koldits (2)	2	2	2	2	2	2	2
6 Valdur Reinsalu (55)	55						