

RAHA 24 Eesti MV VII etapp kardispordis

Sorted on Best Lap time

Cadet

KARTDAGÕ Hiiumaa Circuit 0,815 Km

Cadet - qualifying - 10 minutes

12.08.2011 16:35

Qualifying started at 16:34:58

Pos	No.	Name	R	Nat	Entrant/Race Team	Chassis/Engine/Tyres	Best Tm	Diff	Gap	Laps	In Lap	Best Speed
1	28	Rimmo Kadapik		EST	Aix Racing	Zanardi / Raket 60 / Mojo	47.633			13	9	61,596
2	88	Steven Pärnasalu		EST	Aix Racing	CRG / Raket 60 / Mojo	47.689	0.056	0.056	12	8	61,524
3	60	Daniil Loshkarev		RUS	Motor	Birel / Raket 60 / Mojo	47.706	0.073	0.017	12	8	61,502
4	10	Karl-Kenneth Neuhaus		EST	Liqui Moly Roli Team	CRG / Raket 60 / Mojo	47.707	0.074	0.001	12	12	61,500
5	15	Max Piraynen		RUS	Motor	Wild Kart / Raket 60 / Mojo	47.829	0.196	0.122	13	4	61,344
6	95	Vlad Lomko	R	RUS	Pit-Stop	MS Kart / Raket 60 / Mojo	47.903	0.270	0.074	12	12	61,249
7	12	Christoffer Reintam	R	EST	Liqui Moly Roli Team	CRG / Raket 60 / Mojo	47.920	0.287	0.017	12	11	61,227
8	62	Ira Sidorkova		RUS	Karelia Karting Team	Birel / Raket 60 / Mojo	48.132	0.499	0.212	12	2	60,957
9	2	Kristjan Liiksaar		EST	Neider Sport	Zanardi / Raket 60 / Mojo	48.482	0.849	0.350	12	12	60,517
10	5	Karl-Markus Sei		EST	Talvar Racing	Intrepid / Raket 60 / Mojo	48.635	1.002	0.153	12	12	60,327
11	20	Robin Särg	R	EST	Kuningamäe Kart	Haase / Raket 60 / Mojo	49.120	1.487	0.485	12	10	59,731
12	14	Akseli Eskelinen		FIN	Karelia Karting Team	MS Kart / Raket 60 / Mojo	49.155	1.522	0.035	12	6	59,689
13	55	Mark Kacnelson		RUS	Karelia Karting Team	Birel / Raket 60 / Mojo	49.163	1.530	0.008	12	3	59,679
14	29	Romary Hang	R	EST	R24 Motorsport	CRG / Raket 60 / Mojo	49.514	1.881	0.351	12	7	59,256
15	71	Konstantin Kuporov		RUS		Tony Kart / Raket 60 / Mojo	49.632	1.999	0.118	11	6	59,115



RAHA 24 Eesti MV VII etapp kardispordis

Cadet

KARTDAGÕ Hiiumaa Circuit 0,815 Km

Cadet - qualifying - 10 minutes

12.08.2011 16:35

Qualifying started at 16:34:58


Lap	Lap Tm	Diff	Time of Day
<u>(71) Konstantin Kuporov</u>			
1	51.712	+2.080	16:36:09.237
2	1:32.902	+43.270	16:37:42.139
3	52.100	+2.468	16:38:34.239
4	51.321	+1.689	16:39:25.560
5	50.137	+0.505	16:40:15.697
6	<b>49.632</b>		16:41:05.329
7	50.190	+0.558	16:41:55.519
8	52.612	+2.980	16:42:48.131
9	50.583	+0.951	16:43:38.714
10	50.129	+0.497	16:44:28.843
11	50.284	+0.652	16:45:19.127

Lap Lap Tm Diff Time of Day

Lap Lap Tm Diff Time of Day

**RAHA 24 Eesti MV VII etapp kardispordis**

Cadet KARTDAGÕ Hiiumaa Circuit 0,815 Km  
 Cadet - qualifying - 10 minutes 12.08.2011 16:35  
 Qualifying started at 16:34:58



Standing Start

POLE POSITION

<b>2</b>
<b>88 Steven Pärnasalu</b> 47.689 CRG / Raket 60 / Mojo
<b>4</b>
<b>10 Karl-Kenneth Neuhaus</b> 47.707 CRG / Raket 60 / Mojo
<b>6</b>
<b>95 Vlad Lomko</b> 47.903 MS Kart / Raket 60 / Mojo
<b>8</b>
<b>62 Ira Sidorkova</b> 48.132 Birel / Raket 60 / Mojo
<b>10</b>
<b>5 Karl-Markus Sei</b> 48.635 Intrepid / Raket 60 / Mojo
<b>12</b>
<b>14 Akseli Eskelinen</b> 49.155 MS Kart / Raket 60 / Mojo
<b>14</b>
<b>29 Romary Hang</b> 49.514 CRG / Raket 60 / Mojo

<b>1</b>
<b>28 Rimmo Kadapik</b> 47.633 Zanardi / Raket 60 / Mojo
<b>3</b>
<b>60 Daniil Loshkarev</b> 47.706 Birel / Raket 60 / Mojo
<b>5</b>
<b>15 Max Piraynen</b> 47.829 Wild Kart / Raket 60 / Mojo
<b>7</b>
<b>12 Christoffer Reintam</b> 47.920 CRG / Raket 60 / Mojo
<b>9</b>
<b>2 Kristjan Liiksaar</b> 48.482 Zanardi / Raket 60 / Mojo
<b>11</b>
<b>20 Robin Särg</b> 49.120 Haase / Raket 60 / Mojo
<b>13</b>
<b>55 Mark Kacnelson</b> 49.163 Birel / Raket 60 / Mojo
<b>15</b>
<b>71 Konstantin Kuporov</b> 49.632 Tony Kart / Raket 60 / Mojo

**1**  
**2**  
**3**  
**4**  
**5**  
**6**  
**7**  
**8**



RAHA 24 Eesti MV VII etapp kardisporis

Sorted on Best Lap time

Cadet

KARTDAGÖ Hiiumaa Circuit 0,815 Km

Cadet - warm up - 8 minutes

13.08.2011 09:10

Practice started at 9:10:08

Pos	No.	Name	R	Nat	Entrant/Race Team	Chassis/Engine/Tyres	Best Tm	Diff	Gap	Laps	In Lap	Best Speed
1	95	Vlad Lomko	R	RUS	Pit-Stop	MS Kart / Raket 60 / Mojo	47.750			8	4	61,445
2	62	Ira Sidorkova		RUS	Karelia Karting Team	Birel / Raket 60 / Mojo	47.822	0.072	0.072	9	4	61,353
3	88	Steven Pärnasalu		EST	Aix Racing	CRG / Raket 60 / Mojo	48.124	0.374	0.302	10	8	60,968
4	28	Rimmo Kadapik		EST	Aix Racing	Zanardi / Raket 60 / Mojo	48.139	0.389	0.015	10	10	60,949
5	5	Karl-Markus Sei		EST	Talvar Racing	Intrepid / Raket 60 / Mojo	48.240	0.490	0.101	10	8	60,821
6	60	Daniil Loshkarev		RUS	Motor	Birel / Raket 60 / Mojo	48.310	0.560	0.070	6	4	60,733
7	15	Max Piraynen		RUS	Motor	Wild Kart / Raket 60 / Mojo	48.356	0.606	0.046	9	9	60,675
8	12	Christoffer Reintam	R	EST	Liqui Moly Roli Team	CRG / Raket 60 / Mojo	48.406	0.656	0.050	4	3	60,612
9	10	Karl-Kenneth Neuhaus		EST	Liqui Moly Roli Team	CRG / Raket 60 / Mojo	48.572	0.822	0.166	3	3	60,405
10	14	Akseli Eskelinen		FIN	Karelia Karting Team	MS Kart / Raket 60 / Mojo	49.016	1.266	0.444	10	9	59,858
11	55	Mark Kacnelson		RUS	Karelia Karting Team	Birel / Raket 60 / Mojo	49.074	1.324	0.058	10	7	59,787
12	29	Romary Hang	R	EST	R24 Motorsport	CRG / Raket 60 / Mojo	49.167	1.417	0.093	8	6	59,674
13	20	Robin Särg	R	EST	Kuningamäe Kart	Haase / Raket 60 / Mojo	49.355	1.605	0.188	6	5	59,447
14	71	Konstantin Kuporov		RUS		Tony Kart / Raket 60 / Mojo	50.142	2.392	0.787	9	7	58,514

# RAHA 24 Eesti MV VII etapp kardispordis

Cadet

KARTDAGÕ Hiiumaa Circuit 0,815 Km

Cadet - warm up - 8 minutes

13.08.2011 09:10

Practice started at 9:10:08

Lap	Lap Tm	Diff	Time of Day
<b>(95) Vlad Lomko</b>			
1	48.923	+1.173	9:11:22.502
2	49.350	+1.600	9:12:11.852
3	48.168	+0.418	9:13:00.020
4	<b>47.750</b>		9:13:47.770
5	48.160	+0.410	9:14:35.930
6	50.584	+2.834	9:15:26.514
7	47.918	+0.168	9:16:14.432
8	49.042	+1.292	9:17:03.474

Lap	Lap Tm	Diff	Time of Day
<b>(62) Ira Sidorkova</b>			
1	48.580	+0.758	9:11:24.679
2	48.944	+1.122	9:12:13.623
3	48.046	+0.224	9:13:01.669
4	<b>47.822</b>		9:13:49.491
5	47.897	+0.075	9:14:37.388
6	48.409	+0.587	9:15:25.797
7	49.928	+2.106	9:16:15.725
8	48.355	+0.533	9:17:04.080
9	48.626	+0.804	9:17:52.706

Lap	Lap Tm	Diff	Time of Day
<b>(88) Steven Pärnasalu</b>			
1	49.650	+1.526	9:11:19.363
2	49.432	+1.308	9:12:08.795
3	48.827	+0.703	9:12:57.622
4	48.493	+0.369	9:13:46.115
5	48.447	+0.323	9:14:34.562
6	56.043	+7.919	9:15:30.605
7	48.223	+0.099	9:16:18.828
8	<b>48.124</b>		9:17:06.952
9	48.352	+0.228	9:17:55.304
10	48.166	+0.042	9:18:43.470

Lap	Lap Tm	Diff	Time of Day
<b>(28) Rimmo Kadapik</b>			
1	49.713	+1.574	9:11:06.518
2	48.732	+0.593	9:11:55.250
3	48.603	+0.464	9:12:43.853
4	49.014	+0.875	9:13:32.867
5	48.582	+0.443	9:14:21.449
6	48.682	+0.543	9:15:10.131
7	48.179	+0.040	9:15:58.310
8	48.206	+0.067	9:16:46.516
9	48.417	+0.278	9:17:34.933
10	<b>48.139</b>		9:18:23.072

Lap	Lap Tm	Diff	Time of Day
<b>(5) Karl-Markus Sei</b>			
1	54.188	+5.948	9:11:19.727
2	51.959	+3.719	9:12:11.686
3	51.413	+3.173	9:13:03.099
4	48.755	+0.515	9:13:51.854
5	48.742	+0.502	9:14:40.596
6	49.254	+1.014	9:15:29.850
7	50.586	+2.346	9:16:20.436
8	<b>48.240</b>		9:17:08.676
9	48.348	+0.108	9:17:57.024
10	48.452	+0.212	9:18:45.476

Lap	Lap Tm	Diff	Time of Day
<b>(60) Daniil Loshkarev</b>			
1	48.900	+0.590	9:11:21.090
2	48.689	+0.379	9:12:09.779
3	48.684	+0.374	9:12:58.463
4	<b>48.310</b>		9:13:46.773
5	48.382	+0.072	9:14:35.155
6	49.157	+0.847	9:15:24.312

Lap	Lap Tm	Diff	Time of Day
<b>(15) Max Piraynen</b>			
1	51.172	+2.816	9:11:12.787
2	49.530	+1.174	9:12:02.317
3	49.107	+0.751	9:12:51.424
4	1:24.183	+35.827	9:14:15.607
5	49.512	+1.156	9:15:05.119
6	48.926	+0.570	9:15:54.045
7	48.753	+0.397	9:16:42.798
8	48.581	+0.225	9:17:31.379
9	<b>48.356</b>		9:18:19.735

Lap	Lap Tm	Diff	Time of Day
<b>(12) Christoffer Reintam</b>			
1	50.068	+1.662	9:11:37.226
2	48.822	+0.416	9:12:26.048
3	<b>48.406</b>		9:13:14.454
4	49.102	+0.696	9:14:03.556

Lap	Lap Tm	Diff	Time of Day
<b>(10) Karl-Kenneth Neuhaus</b>			
1	49.708	+1.136	9:11:48.126
2	49.058	+0.486	9:12:37.184
3	<b>48.572</b>		9:13:25.756

Lap	Lap Tm	Diff	Time of Day
<b>(14) Akseli Eskelinen</b>			
1	50.909	+1.893	9:11:11.558
2	49.541	+0.525	9:12:01.099
3	49.249	+0.233	9:12:50.348
4	49.051	+0.035	9:13:39.399
5	49.082	+0.066	9:14:28.481
6	49.241	+0.225	9:15:17.722
7	49.033	+0.017	9:16:06.755
8	49.073	+0.057	9:16:55.828
9	<b>49.016</b>		9:17:44.844
10	49.434	+0.418	9:18:34.278

Lap	Lap Tm	Diff	Time of Day
<b>(55) Mark Kacnelson</b>			
1	50.310	+1.236	9:11:10.313
2	49.610	+0.536	9:11:59.923
3	49.562	+0.488	9:12:49.485
4	49.588	+0.514	9:13:39.073
5	49.159	+0.085	9:14:28.232
6	49.176	+0.102	9:15:17.408
7	<b>49.074</b>		9:16:06.482
8	49.077	+0.003	9:16:55.559
9	49.116	+0.042	9:17:44.675
10	49.392	+0.318	9:18:34.067

Lap	Lap Tm	Diff	Time of Day
<b>(29) Romary Hang</b>			
1	51.955	+2.788	9:11:30.767
2	50.708	+1.541	9:12:21.475
3	50.247	+1.080	9:13:11.722
4	1:32.506	+43.339	9:14:44.228
5	49.576	+0.409	9:15:33.804
6	<b>49.167</b>		9:16:22.971
7	1:25.927	+36.760	9:17:48.898
8	49.812	+0.645	9:18:38.710

Lap	Lap Tm	Diff	Time of Day
<b>(20) Robin Särg</b>			
1	56.529	+7.174	9:11:14.442
2	49.584	+0.229	9:12:04.026
3	49.527	+0.172	9:12:53.553
4	49.590	+0.235	9:13:43.143
5	<b>49.355</b>		9:14:32.498
6	58.008	+8.653	9:15:30.506

Lap	Lap Tm	Diff	Time of Day
<b>(71) Konstantin Kuporov</b>			
1	53.690	+3.548	9:11:17.597

**RAHA 24 Eesti MV VII etapp kardispordis**

**Sorted on Laps**

Cadet

KARTDAGÕ Hiiumaa Circuit 0,815 Km

Cadet - prefinal race - 10 laps

13.08.2011 09:30

Race (10 Laps) started at 9:32:50

Pos	No.	Name	R	Nat	Entrant/Race Team	Chassis/Engine/Tyres	Laps	Total Tm	Diff	Gap	Best Tm	In Lap	Points
1	28	Rimmo Kadapik		EST	Aix Racing	Zanardi / Raket 60 / Mojo	10	8:02.895			47.805	9	15
2	60	Daniil Loshkarev		RUS	Motor	Birel / Raket 60 / Mojo	10	8:04.651	1.756	1.756	47.898	10	12
3	15	Max Piraynen		RUS	Motor	Wild Kart / Raket 60 / Mojo	10	8:04.847	1.952	0.196	47.924	10	10
4	88	Steven Pärnasalu		EST	Aix Racing	CRG / Raket 60 / Mojo	10	8:05.088	2.193	0.241	47.839	4	9
5	10	Karl-Kenneth Neuhau		EST	Liqui Moly Roli Team	CRG / Raket 60 / Mojo	10	8:05.702	2.807	0.614	47.888	10	8
6	62	Ira Sidorkova		RUS	Karelia Karting Team	Birel / Raket 60 / Mojo	10	8:06.061	3.166	0.359	47.939	5	7
7	95	Vlad Lomko	R	RUS	Pit-Stop	MS Kart / Raket 60 / Mojo	10	8:06.138	3.243	0.077	47.695	6	6
8	12	Christoffer Reintam	R	EST	Liqui Moly Roli Team	CRG / Raket 60 / Mojo	10	8:06.816	3.921	0.678	47.834	8	5
9	2	Kristjan Liiksaar		EST	Neider Sport	Zanardi / Raket 60 / Mojo	10	8:11.450	8.555	4.634	48.219	4	4
10	20	Robin Särg	R	EST	Kuningamäe Kart	Haase / Raket 60 / Mojo	10	8:14.710	11.815	3.260	48.686	2	3
11	14	Akseli Eskelinen		FIN	Karelia Karting Team	MS Kart / Raket 60 / Mojo	10	8:14.967	12.072	0.257	48.627	5	2
12	29	Romary Hang	R	EST	R24 Motorsport	CRG / Raket 60 / Mojo	10	8:15.625	12.730	0.658	48.748	8	1
13	55	Mark Kacnelson		RUS	Karelia Karting Team	Birel / Raket 60 / Mojo	10	8:21.617	18.722	5.992	48.477	5	0
14	5	Karl-Markus Sei		EST	Talvar Racing	Intrepid / Raket 60 / Mojo	10	8:22.071	19.176	0.454	48.106	4	0
15	71	Konstantin Kuporov		RUS		Tony Kart / Raket 60 / Mojo	10	8:26.544	23.649	4.473	49.065	5	0

**Margin of Victory**

**Avg. Speed**

**Best Lap Tm**

**Best Speed**

**Best Lap by**

1.756

60,759

47.695

61,516

95 - Vlad Lomko

Organizer: MAK MTÜ Posted at:

Officialised at:

Orbits

Clerk of the Course: Erki Pakosta

Secretary of race: Ingrid Kiiver-Riisman; Merle Niglas

Official Timing: EAL Timing



# RAHA 24 Eesti MV VII etapp kardispordis

Cadet

KARTDAGÕ Hiiumaa Circuit 0,815 Km

Cadet - prefinal race - 10 laps

13.08.2011 09:30

Race (10 Laps) started at 9:32:50

Lap	Lap Tm	Diff	Time of Day
<b>(28) Rimmo Kadapik</b>			
1	50.091	+2.286	9:33:40.620
2	48.129	+0.324	9:34:28.749
3	48.472	+0.667	9:35:17.221
4	48.062	+0.257	9:36:05.283
5	47.968	+0.163	9:36:53.251
6	48.120	+0.315	9:37:41.371
7	47.992	+0.187	9:38:29.363
8	48.349	+0.544	9:39:17.712
9	<b>47.805</b>		9:40:05.517
10	47.907	+0.102	9:40:53.424

Lap	Lap Tm	Diff	Time of Day
<b>(60) Daniil Loshkarev</b>			
1	50.193	+2.295	9:33:41.297
2	48.571	+0.673	9:34:29.868
3	48.225	+0.327	9:35:18.093
4	48.361	+0.463	9:36:06.454
5	48.230	+0.332	9:36:54.684
6	48.158	+0.260	9:37:42.842
7	48.194	+0.296	9:38:31.036
8	48.130	+0.232	9:39:19.166
9	48.116	+0.218	9:40:07.282
10	<b>47.898</b>		9:40:55.180

Lap	Lap Tm	Diff	Time of Day
<b>(15) Max Piraynen</b>			
1	50.000	+2.076	9:33:41.606
2	48.607	+0.683	9:34:30.213
3	48.237	+0.313	9:35:18.450
4	48.155	+0.231	9:36:06.605
5	48.225	+0.301	9:36:54.830
6	48.347	+0.423	9:37:43.177
7	48.146	+0.222	9:38:31.323
8	48.193	+0.269	9:39:19.516
9	47.936	+0.012	9:40:07.452
10	<b>47.924</b>		9:40:55.376

Lap	Lap Tm	Diff	Time of Day
<b>(88) Steven Pärmasalu</b>			
1	51.235	+3.396	9:33:41.838
2	49.285	+1.446	9:34:31.123
3	47.982	+0.143	9:35:19.105
4	<b>47.839</b>		9:36:06.944
5	48.115	+0.276	9:36:55.059
6	48.384	+0.545	9:37:43.443
7	48.105	+0.266	9:38:31.548
8	48.188	+0.349	9:39:19.736
9	48.017	+0.178	9:40:07.753
10	47.864	+0.025	9:40:55.617

Lap	Lap Tm	Diff	Time of Day
<b>(10) Karl-Kenneth Neuhaus</b>			
1	51.212	+3.324	9:33:42.198
2	49.095	+1.207	9:34:31.293
3	48.241	+0.353	9:35:19.534
4	48.009	+0.121	9:36:07.543
5	48.035	+0.147	9:36:55.578
6	48.114	+0.226	9:37:43.692
7	48.180	+0.292	9:38:31.872
8	48.330	+0.442	9:39:20.202
9	48.141	+0.253	9:40:08.343
10	<b>47.888</b>		9:40:56.231

Lap	Lap Tm	Diff	Time of Day
<b>(62) Ira Sidorkova</b>			
1	50.446	+2.507	9:33:42.696
2	48.741	+0.802	9:34:31.437
3	48.521	+0.582	9:35:19.958
4	48.020	+0.081	9:36:07.978

Lap	Lap Tm	Diff	Time of Day
5	<b>47.939</b>		9:36:55.917
6	48.002	+0.063	9:37:43.919
7	48.233	+0.294	9:38:32.152
8	48.333	+0.394	9:39:20.485
9	48.092	+0.153	9:40:08.577
10	48.013	+0.074	9:40:56.590

Lap	Lap Tm	Diff	Time of Day
<b>(95) Vlad Lomko</b>			
1	51.941	+4.246	9:33:43.947
2	48.377	+0.682	9:34:32.324
3	49.030	+1.335	9:35:21.354
4	47.810	+0.115	9:36:09.164
5	47.776	+0.081	9:36:56.940
6	<b>47.695</b>		9:37:44.635
7	47.941	+0.246	9:38:32.576
8	48.079	+0.384	9:39:20.655
9	48.093	+0.398	9:40:08.748
10	47.919	+0.224	9:40:56.667

Lap	Lap Tm	Diff	Time of Day
<b>(12) Christoffer Reintam</b>			
1	50.103	+2.269	9:33:42.362
2	49.201	+1.367	9:34:31.563
3	48.585	+0.751	9:35:20.148
4	47.922	+0.088	9:36:08.070
5	48.046	+0.212	9:36:56.116
6	47.914	+0.080	9:37:44.030
7	49.078	+1.244	9:38:33.108
8	<b>47.834</b>		9:39:20.942
9	48.310	+0.476	9:40:09.252
10	48.093	+0.259	9:40:57.345

Lap	Lap Tm	Diff	Time of Day
<b>(2) Kristjan Liiksaar</b>			
1	50.675	+2.456	9:33:43.149
2	48.822	+0.603	9:34:31.971
3	48.906	+0.687	9:35:20.877
4	<b>48.219</b>		9:36:09.096
5	48.674	+0.455	9:36:57.770
6	48.692	+0.473	9:37:46.462
7	48.358	+0.139	9:38:34.820
8	50.105	+1.886	9:39:24.925
9	48.557	+0.338	9:40:13.482
10	48.497	+0.278	9:41:01.979

Lap	Lap Tm	Diff	Time of Day
<b>(20) Robin Särg</b>			
1	50.405	+1.719	9:33:43.541
2	<b>48.686</b>		9:34:32.227
3	49.003	+0.317	9:35:21.230
4	49.590	+0.904	9:36:10.820
5	48.705	+0.019	9:36:59.525
6	49.286	+0.600	9:37:48.811
7	49.133	+0.447	9:38:37.944
8	49.113	+0.427	9:39:27.057
9	48.800	+0.114	9:40:15.857
10	49.382	+0.696	9:41:05.239

Lap	Lap Tm	Diff	Time of Day
<b>(14) Akseli Eskelinen</b>			
1	51.780	+3.153	9:33:44.820
2	48.993	+0.366	9:34:33.813
3	49.135	+0.508	9:35:22.948
4	48.808	+0.181	9:36:11.756
5	<b>48.627</b>		9:37:00.383
6	48.678	+0.051	9:37:49.061
7	49.039	+0.412	9:38:38.100
8	49.126	+0.499	9:39:27.226
9	48.871	+0.244	9:40:16.097
10	49.399	+0.772	9:41:05.496

Lap	Lap Tm	Diff	Time of Day
<b>(29) Romary Hang</b>			
1	51.787	+3.039	9:33:45.381
2	48.981	+0.233	9:34:34.362
3	49.013	+0.265	9:35:23.375
4	48.851	+0.103	9:36:12.226
5	48.806	+0.058	9:37:01.032
6	48.947	+0.199	9:37:49.979
7	49.298	+0.550	9:38:39.277
8	<b>48.748</b>		9:39:28.025
9	49.064	+0.316	9:40:17.089
10	49.065	+0.317	9:41:06.154

Lap	Lap Tm	Diff	Time of Day
<b>(55) Mark Kacnelson</b>			
1	51.951	+3.474	9:33:45.775
2	49.161	+0.684	9:34:34.936
3	49.054	+0.577	9:35:23.990
4	48.959	+0.482	9:36:12.949
5	<b>48.477</b>		9:37:01.426
6	49.037	+0.560	9:37:50.463
7	49.064	+0.587	9:38:39.527
8	48.924	+0.447	9:39:28.451
9	48.941	+0.464	9:40:17.392
10	54.754	+6.277	9:41:12.146

Lap	Lap Tm	Diff	Time of Day
<b>(5) Karl-Markus Sei</b>			
1	54.377	+6.271	9:33:47.059
2	49.502	+1.396	9:34:36.561
3	48.528	+0.422	9:35:25.089
4	<b>48.106</b>		9:36:13.195
5	48.696	+0.590	9:37:01.891
6	48.884	+0.778	9:37:50.775
7	49.418	+1.312	9:38:40.193
8	48.767	+0.661	9:39:28.960
9	54.350	+6.244	9:40:23.310
10	49.290	+1.184	9:41:12.600

Lap	Lap Tm	Diff	Time of Day
<b>(71) Konstantin Kuporov</b>			
1	52.585	+3.520	9:33:46.697
2	50.349	+1.284	9:34:37.046
3	49.444	+0.379	9:35:26.490
4	51.091	+2.026	9:36:17.581
5	<b>49.065</b>		9:37:06.646
6	49.746	+0.681	9:37:56.392
7	49.717	+0.652	9:38:46.109
8	50.527	+1.462	9:39:36.636
9	50.187	+1.122	9:40:26.823
10	50.250	+1.185	9:41:17.073



RAHA 24 Eesti MV VII etapp kardispordis

Lapchart

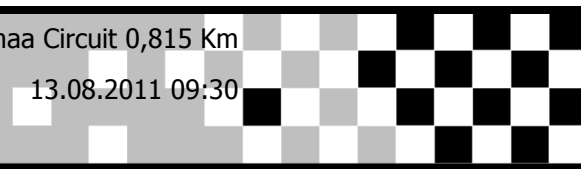
Cadet

KARTDAGÕ Hiiumaa Circuit 0,815 Km

Cadet - prefinal race - 10 laps

13.08.2011 09:30

Race (10 Laps) started at 9:32:50



Competitors	Laps										
	0	1	2	3	4	5	6	7	8	9	10
Rimmo Kadapik (28)	1	28	28	28	28	28	28	28	28	28	28
Steven Pärnasalu (88)	2	88	60	60	60	60	60	60	60	60	60
Karl-Kenneth Neuhaus (10)	3	10	15	15	15	15	15	15	15	15	15
Daniil Loshkarev (60)	4	60	88	88	88	88	88	88	88	88	88
Max Piraynen (15)	5	15	10	10	10	10	10	10	10	10	10
Vlad Lomko (95)	6	95	12	62	62	62	62	62	62	62	62
Ira Sidorkova (62)	7	62	62	12	12	12	12	12	95	95	95
Christoffer Reintam (12)	8	12	2	2	2	2	95	95	12	12	12
Kristjan Liiksaar (2)	9	2	20	20	20	95	2	2	2	2	2
Karl-Markus Sei (5)	10	5	95	95	95	20	20	20	20	20	20
Akseli Eskelinen (14)	11	14	14	14	14	14	14	14	14	14	14
Robin Särg (20)	12	20	29	29	29	29	29	29	29	29	29
Romary Hang (29)	13	29	55	55	55	55	55	55	55	55	55
Mark Kacnelson (55)	14	55	71	5	5	5	5	5	5	5	5
Konstantin Kuporov (71)	15	71	5	71	71	71	71	71	71	71	71

RAHA 24 Eesti MV VII etapp kardisporis

Sorted on Laps

Cadet

KARTDAGÖ Hiiumaa Circuit 0,815 Km

Cadet - final race - 12 laps

13.08.2011 13:00

Race (12 Laps) started at 13:01:21

Pos	No.	Name	R	Nat	Entrant/Race Team	Chassis/Engine/Tyres	Laps	Total Tm	Diff	Gap	Best Tm	In Lap	Points
1	60	Daniil Loshkarev		RUS	Motor	Birel / Raket 60 / Mojo	12	9:39.848			47.894	7	30
2	28	Rimmo Kadapik		EST	Aix Racing	Zanardi / Raket 60 / Mojo	12	9:40.685	0.837	0.837	47.918	7	24
3	15	Max Piraynen		RUS	Motor	Wild Kart / Raket 60 / Mojo	12	9:41.029	1.181	0.344	47.885	6	20
4	10	Karl-Kenneth Neuhau		EST	Liqui Moly Roli Team	CRG / Raket 60 / Mojo	12	9:41.253	1.405	0.224	47.808	6	18
5	95	Vlad Lomko	R	RUS	Pit-Stop	MS Kart / Raket 60 / Mojo	12	9:41.433	1.585	0.180	47.675	4	16
6	88	Steven Pärnasalu		EST	Aix Racing	CRG / Raket 60 / Mojo	12	9:43.572	3.724	2.139	47.984	8	14
7	62	Ira Sidorkova		RUS	Karelia Karting Team	Birel / Raket 60 / Mojo	12	9:43.919	4.071	0.347	48.014	8	12
8	20	Robin Särg	R	EST	Kuningamäe Kart	Haase / Raket 60 / Mojo	12	9:54.579	14.731	10.660	48.793	4	10
9	2	Kristjan Liiksaar		EST	Neider Sport	Zanardi / Raket 60 / Mojo	12	9:54.705	14.857	0.126	47.966	6	8
10	12	Christoffer Reintam	R	EST	Liqui Moly Roli Team	CRG / Raket 60 / Mojo	12	9:54.792	14.944	0.087	47.934	8	6
11	5	Karl-Markus Sei		EST	Talvar Racing	Intrepid / Raket 60 / Mojo	12	9:56.962	17.114	2.170	48.402	8	4
12	55	Mark Kacnelson		RUS	Karelia Karting Team	Birel / Raket 60 / Mojo	12	10:02.399	22.551	5.437	48.661	4	2
13	71	Konstantin Kuporov		RUS		Tony Kart / Raket 60 / Mojo	12	10:02.808	22.960	0.409	48.889	11	0
14	14	Akseli Eskelinen		FIN	Karelia Karting Team	MS Kart / Raket 60 / Mojo	11	10:04.940	1 Lap	1 Lap	48.797	11	0

Not classified

DNS	29	Romary Hang	R	EST	R24 Motorsport	CRG / Raket 60 / Mojo		0.000	DNS	11 Laps		0	0
-----	----	-------------	---	-----	----------------	-----------------------	--	-------	-----	---------	--	---	---

Margin of Victory	Avg. Speed	Best Lap Tm	Best Speed	Best Lap by
0.837	60,719	47.675	61,542	95 - Vlad Lomko

Organizer: MAK MTÜ Posted at:

Officialised at:

Orbits

Clerk of the Course: Erki Pakosta

Secretary of race: Ingrid Kiiver-Riisman; Merle Niglas

Official Timing: EAL Timing

Printed: 14.08.2011 20:52:32






**RAHA 24 Eesti MV VII etapp kardispordis**

**Lapchart**

Cadet  
 Cadet - final race - 12 laps  
 Race (12 Laps) started at 13:01:21

KARTDAGÕ Hiiumaa Circuit 0,815 Km

13.08.2011 13:00



Competitors	Laps													
	0	1	2	3	4	5	6	7	8	9	10	11	12	
Rimmo Kadapik (28)	1	28	28	60	60	60	60	60	60	60	60	60	60	60
Daniil Loshkarev (60)	2	60	60	28	28	28	28	28	28	28	28	28	28	28
Max Piraynen (15)	3	15	15	15	15	15	15	15	15	15	15	15	15	15
Steven Pärnasalu (88)	4	88	10	10	10	10	10	10	10	10	10	10	10	10
Karl-Kenneth Neuhaus (10)	5	10	62	95	95	95	95	95	95	95	95	95	95	95
Ira Sidorkova (62)	6	62	95	62	62	62	62	62	62	62	62	62	62	88
Vlad Lomko (95)	7	95	88	20	88	88	88	88	88	88	88	88	88	62
Kristjan Liiksaar (2)	8	2	20	88	20	20	20	20	20	20	20	20	20	20
Robin Särg (20)	9	20	71	71	71	71	2	2	2	2	2	2	2	2
Akseli Eskelinen (14)	10	14	5	5	2	2	12	12	12	12	12	12	12	12
Christoffer Reintam (12)	11	12	2	2	12	12	71	5	5	5	5	5	5	5
Mark Kacnelson (55)	12	55	12	12	5	5	5	71	71	71	71	55	55	55
Karl-Markus Sei (5)	13	5	55	55	55	55	55	55	55	55	55	71	71	71
Konstantin Kuporov (71)	14	71	14	14	14	14	14	14	14	14	14	14	14	14
Romary Hang (29)	15	29												



## RAHA 24 Eesti MV VII etapp kardispordis

Cadet

KARTDAGÕ Hiiumaa Circuit 0,815 Km

Cadet - kokkuvõte


Pos	No.	Name	Nat	Entrant/Race Team	Chassis/Engine/Tyres	R1.	R2.	Total points
1	60	Daniil Loshkarev	RUS	Motor	Birel / Raket 60 / Mojo	12	30	42
2	28	Rimmo Kadapik	EST	Aix Racing	Zanardi / Raket 60 / Mojo	15	24	39
3	15	Max Piraynen	RUS	Motor	Wild Kart / Raket 60 / Mojo	10	20	30
4	10	Karl-Kenneth Neuhaus	EST	Liqui Moly Roli Team	CRG / Raket 60 / Mojo	8	18	26
5	88	Steven Pärnasalu	EST	Aix Racing	CRG / Raket 60 / Mojo	9	14	23
6	95	Vlad Lomko	RUS	Pit-Stop	MS Kart / Raket 60 / Mojo	6	16	22
7	62	Ira Sidorkova	RUS	Karelia Karting Team	Birel / Raket 60 / Mojo	7	12	19
8	20	Robin Särg	EST	Kuningamäe Kart	Haase / Raket 60 / Mojo	3	10	13
9	2	Kristjan Liiksaar	EST	Neider Sport	Zanardi / Raket 60 / Mojo	4	8	12
10	12	Christoffer Reintam	EST	Liqui Moly Roli Team	CRG / Raket 60 / Mojo	5	6	11
11	5	Karl-Markus Sei	EST	Talvar Racing	Intrepid / Raket 60 / Mojo	0	4	4
12	55	Mark Kacnelson	RUS	Karelia Karting Team	Birel / Raket 60 / Mojo	0	2	2
13	14	Akseli Eskelinen	FIN	Karelia Karting Team	MS Kart / Raket 60 / Mojo	2	0	2
14	29	Romary Hang	EST	R24 Motorsport	CRG / Raket 60 / Mojo	1	0	1
15	71	Konstantin Kuporov	RUS		Tony Kart / Raket 60 / Mojo	0	0	0

# RAHA 24 Eesti MV VII etapp kardispordis

Cadet

KARTDAGÕ Hiiumaa Circuit 0,815 Km

Cadet - VII etapi parimate ringiaegade paremus järjestus



Pos	No.	Name	Nat	Overall BestTm	Diff	Gap In Session
1	28	Rimmo Kadapik	EST	47.633		Cadet - qualifying - 10 minutes
2	95	Vlad Lomko	RUS	47.675	0.042	0.042 Cadet - final race - 12 laps
3	88	Steven Pärnasalu	EST	47.689	0.056	0.014 Cadet - qualifying - 10 minutes
4	60	Daniil Loshkarev	RUS	47.706	0.073	0.017 Cadet - qualifying - 10 minutes
5	10	Karl-Kenneth Neuhaus	EST	47.707	0.074	0.001 Cadet - qualifying - 10 minutes
6	62	Ira Sidorkova	RUS	47.822	0.189	0.115 Cadet - warm up - 8 minutes
7	15	Max Piraynen	RUS	47.829	0.196	0.007 Cadet - qualifying - 10 minutes
8	12	Christoffer Reintam	EST	47.834	0.201	0.005 Cadet - prefinal race - 10 laps
9	2	Kristjan Liiksaar	EST	47.966	0.333	0.132 Cadet - final race - 12 laps
10	5	Karl-Markus Sei	EST	48.106	0.473	0.140 Cadet - prefinal race - 10 laps
11	55	Mark Kacnelson	RUS	48.477	0.844	0.371 Cadet - prefinal race - 10 laps
12	14	Akseli Eskelinen	FIN	48.627	0.994	0.150 Cadet - prefinal race - 10 laps
13	20	Robin Särg	EST	48.686	1.053	0.059 Cadet - prefinal race - 10 laps
14	29	Romary Hang	EST	48.748	1.115	0.062 Cadet - prefinal race - 10 laps
15	71	Konstantin Kuporov	RUS	48.889	1.256	0.141 Cadet - final race - 12 laps



**Cadet Lootuste Karikas kardisportis 2011**

2011

Pos	No.	Name	Total	Diff	Gap	#1		#2		#3		#4		#5		#6		#7	
						R1	R2	R1	R2	R1	R2	R1	R2	R1	R2	R1	R2	R1	R2
1	62	Ira Sidorkova	212	0	0	10	20	9	18	12	24	10	15	10	20	15	30	7	12
2	60	Daniil Loshkarev	205	7	7	12	30	12	20	0	20	8	5	8	16	8	24	12	30
3	10	Karl-Kenneth Neuhaus	190	22	15	8	18	8	30	8	12	15	6	15	30	0	14	8	18
4	88	Steven Pärnasalu	168	44	22	15	0	10	24	10	10	12	12	9	18	9	16	9	14
5	15	Max Piraynen	149	63	19	6	10	x	x	9	14	9	10	12	24	7	18	10	20
6	28	Rimmo Kadapik	134	78	15	2	14	4	16	7	0	4	4	4	10	10	20	15	24
7	19	Ivan Chursin	111	101	23	9	24	15	4	15	30	5	9	x	x	x	x	x	x
8	12	Christoffer Reintam	98	114	13	0	8	0	12	4	18	7	7	7	14	0	10	5	6
9	2	Kristjan Liiksaar	87	125	11	5	6	7	10	3	6	3	3	2	6	12	12	4	8
10	14	Akseli Eskelinen	64	148	23	x	x	5	14	5	16	6	8	x	x	4	4	2	0
11	20	Robin Särg	49	163	15	3	2	3	6	0	2	0	0	6	12	2	0	3	10
12	54	Eduard D'In	37	175	12	7	16	x	x	6	8	x	x	x	x	x	x	x	x
13	11	Christofer Lepaste	37	175	0	4	4	6	8	x	x	1	1	5	8	0	0	x	x
14	95	Vlad Lomko	36	176	1	x	x	x	x	x	x	x	x	x	x	6	8	6	16
15	5	Karl-Markus Sei	33	179	3	0	12	x	x	2	4	2	2	3	4	0	0	0	4
16	29	Romary Hang	12	200	21	x	x	x	x	x	x	x	x	x	x	5	6	1	0
17	1	Andreas Aulik	9	203	3	1	0	2	2	1	0	0	0	1	2	x	x	x	x
18	55	Mark Kacnelson	5	207	4	x	x	x	x	x	x	x	x	x	x	1	2	0	2
19	71	Konstantin Kuporov	3	209	2	x	x	x	x	x	x	x	x	x	x	3	0	0	0

**Event Legend**

#1	7.05.2011	RAHA 24 Eesti MV I etapp kardisportis - Rapla	#5	23.07.2011	RAHA 24 Eesti MV V etapp kardisportis - Rapla
#2	21.05.2011	RAHA 24 Eesti MV II etapp kardisportis - Aravete	#6	12.08.2011	RAHA 24 Eesti MV VI etapp kardisportis - Käina
#3	18.06.2011	RAHA 24 Eesti MV III etapp kardisportis - Põltsa	#7	13.08.2011	RAHA 24 Eesti MV VII etapp kardisportis - Käina
#4	2.07.2011	RAHA 24 Eesti MV IV etapp kardisportis - Arave			