



B3 autorent **Võiduajamine '10**
19. juuni



B3 autorent
Võiduajamine '10
19. juuni

**ESTONIAN RACING CHAMPIONSHIP
LITHUANIAN RACING CHAMPIONSHIP
LATVIAN RACING CHAMPIONSHIP
BALTIC RACING CHAMPIONSHIP**

B3 Autorent Võiduajamine 2010


**Audru Circuit, Pärnu, Estonia
19.06.2010**

EALTIMING
SPORTS TIMING

MYLAPS
SPORTS TIMING

Timing and Results by EAL Timing

<http://autosport.mylaps.com>



One lap distance: 2173 m

Track records:

Super Production

11.07.2009 Marcis Birkenis, LAT (Honda Civic Type R) 1:00.107 RACE

19.06.2010 Marcis Birkenis, LAT (Honda Civic Type R) 58.930 QUALIFY

29.08.2009 Uldis Timaks, LAT (Opel Astra) 1:01.248 PRACTICE

Baltic Open

29.08.2009 Mantas Neverdauskas, LIT (Honda Civic) 1:00.456 RACE

19.06.2010 Arunas Granskas, LIT (Honda Civic Type R) 59.641 QUALIFY

27.06.2008 Arturs Ribko, LAT (BMW) 1:00.165 PRACTICE

Super 1600

14.08.2005 Raimo Kulli, EST (VW Golf III) 1:00.606 RACE

29.08.2009 Roland Feodorov, EST (VW Golf III) 1:01.029 QUALIFY

03.07.2005 Raimo Kulli, EST (VW Golf III) 1:00.521 PRACTICE

Latvian National

28.06.2009 Vitalijs Kalmi, LAT (BMW 320, E36) 1:03.506 RACE

19.06.2010 Kristaps Mietulis, LAT (BMW 320, E30) 1:05.227 PRACTICE

Juniors

12.07.2009 Martin Seppam, EST (VW Golf II) 1:04.135 RACE

29.08.2009 Karl Raudsepp, EST (Honda Civic) 1:04.576 QUALIFY

12.07.2009 Martin Seppam, EST (VW Golf II) 1:04.201 PRACTICE

BMW 325 Cup

12.07.2009 Raimo Lang, EST (BMW 325, E36) 1:04.941 RACE

19.06.2010 Indrek Nilson, EST (BMW 325, E36) 1:03.178 QUALIFY

19.06.2010 Ruve Veski, EST (BMW 325, E36) 1:03.437 PRACTICE

B3 Autorent Võiduajamine 2010

Sorted on Best Lap time

Super B2000, Baltic Open

Audru circuit 2,173 Km

Super 1600, Super B2000, Baltic Open - free practice

19.06.2010 09:40

Practice started at 9:42:53

Pos	No.	Name	Nat	Entrant/Race Team	Make	Best Tm	Diff	Gap	Laps	In Lap	Best Speed
Baltic Open 1											
1	58	Robertas Graudinis	LIT	UAB ROTOMA	BMW M3	1:01.373			12	7	127,463
2	26	Andrius Firantas	LIT	Xtra Racing	Honda S2000	1:03.272	1.899	1.899	7	5	123,638
3	15	Rytis Garabavicius	LIT	UAB ROTOMA	BMW M3	1:04.198	2.825	0.926	11	10	121,854
4	43	Paulius Giniunas	LIT	MB Sport Club	MB 190 Evolution I	1:05.543	4.170	1.345	9	8	119,354
Baltic Open 2											
1	36	Arunas Granskas	LIT	M Rally Team	Honda Civic Type R	1:00.224			11	11	129,895
2	55	Mantas Neverdausaks	LIT	Siauliu kartingo klubas	Honda Civic	1:02.677	2.453	2.453	8	7	124,811
3	19	Ernesta Globyte	LIT	TVA Racing	BMW 318	1:06.703	6.479	4.026	11	11	117,278
Super 1600											
1	44	Andres Hall	EST	A2 Racing	VW Golf IV	1:01.887			11	8	126,405
2	42	Kaspar Aruvee	EST	A2 Racing	Lada 2101	1:02.086	0.199	0.199	10	9	125,999
3	46	Martin Seppam	EST	Saksa Auto AMK	VW Golf II	1:03.714	1.827	1.628	7	6	122,780
4	47	Toomas Sirg	EST	Prorex Racing	VW Golf III	1:03.840	1.953	0.126	10	8	122,538
5	41	Raul Karu	EST	Prorex Racing	VW Golf II	1:03.943	2.056	0.103	10	8	122,340
6	48	Meelis Annus	EST	A2 Racing	VW Golf II	1:04.502	2.615	0.559	11	9	121,280
7	51	Armands Keiss	LAT		VW Golf II	1:06.307	4.420	1.805	6	5	117,978
Super B2000											
1	11	Uldis Timaks	LAT		Opel Astra	1:01.573			7	7	127,049
2	4	Roland Feodorov	EST	Prorex Racing	Honda Integra	1:02.826	1.253	1.253	9	7	124,515
3	14	Oleg Kvitka	RUS	M.K.E Motorsport	Honda Civic Type R	1:03.367	1.794	0.541	6	4	123,452
4	3	Atis Veismanis	LAT	Papa`s Racing	Honda Civic Type R	1:04.062	2.489	0.695	7	4	122,113
5	1	Marcis Birkens	LAT	Papa`s Racing	Honda Civic Type R	1:05.490	3.917	1.428	4	4	119,450

B3 Autorent Võiduajamine 2010

Super B2000, Baltic Open

Audru circuit 2,173 Km

Super 1600, Super B2000, Baltic Open - free practice

19.06.2010 09:40

Practice started at 9:42:53

Lap	Lap Tm	Diff	Time of Day
(36) Arunas Granskas			
1	1:26.882	+26.658	9:45:42.166
2	1:10.305	+10.081	9:46:52.471
3	1:05.863	+5.639	9:47:58.334
4	1:04.725	+4.501	9:49:03.059
5	1:04.717	+4.493	9:50:07.776
6	1:02.815	+2.591	9:51:10.591
7	1:00.611	+0.387	9:52:11.202
8	1:00.964	+0.740	9:53:12.166
9	1:01.028	+0.804	9:54:13.194
10	1:00.458	+0.234	9:55:13.652
11	1:00.224		9:56:13.876

Lap	Lap Tm	Diff	Time of Day
(58) Robertas Graudinis			
1	1:37.497	+36.124	9:45:31.330
2	1:12.244	+10.871	9:46:43.574
3	1:05.421	+4.048	9:47:48.995
4	1:04.791	+3.418	9:48:53.786
5	1:04.558	+3.185	9:49:58.344
6	1:02.270	+0.897	9:51:00.614
7	1:01.373		9:52:01.987
8	1:03.722	+2.349	9:53:05.709
9	1:03.016	+1.643	9:54:08.725
10	1:04.896	+3.523	9:55:13.621
11	1:01.901	+0.528	9:56:15.522
12	1:01.843	+0.470	9:57:17.365

Lap	Lap Tm	Diff	Time of Day
(11) Uldis Timaks			
1	1:32.440	+30.867	9:46:47.148
2	1:06.449	+4.876	9:47:53.597
3	1:05.150	+3.577	9:48:58.747
4	1:04.121	+2.548	9:50:02.868
5	1:02.180	+0.607	9:51:05.048
6	1:04.018	+2.445	9:52:09.066
7	1:01.573		9:53:10.639

Lap	Lap Tm	Diff	Time of Day
(44) Andres Hall			
1	1:32.329	+30.442	9:45:23.135
2	1:22.296	+20.409	9:46:45.431
3	1:07.458	+5.571	9:47:52.889
4	1:09.933	+8.046	9:49:02.822
5	1:05.671	+3.784	9:50:08.493
6	1:07.966	+6.079	9:51:16.459
7	1:13.701	+11.814	9:52:30.160
8	1:01.887		9:53:32.047
9	1:02.571	+0.684	9:54:34.618
10	1:02.577	+0.690	9:55:37.195
11	1:06.882	+4.995	9:56:44.077

Lap	Lap Tm	Diff	Time of Day
(42) Kaspar Aruvee			
1	1:30.230	+28.144	9:45:49.595
2	1:08.512	+6.426	9:46:58.107
3	1:03.419	+1.333	9:48:01.526
4	1:02.905	+0.819	9:49:04.431
5	1:04.722	+2.636	9:50:09.153
6	1:04.909	+2.823	9:51:14.062
7	2:10.406	+1:08.320	9:53:24.468
8	1:04.177	+2.091	9:54:28.645
9	1:02.086		9:55:30.731
10	1:02.102	+0.016	9:56:32.833

Lap	Lap Tm	Diff	Time of Day
(55) Mantas Neverdauskas			
1	1:21.275	+18.598	9:45:33.601
2	1:14.469	+11.792	9:46:48.070
3	1:07.359	+4.682	9:47:55.429

Lap	Lap Tm	Diff	Time of Day
4	1:05.857	+3.180	9:49:01.286
5	1:03.117	+0.440	9:50:04.403
6	1:03.136	+0.459	9:51:07.539
7	1:02.677		9:52:10.216
8	1:04.444	+1.767	9:53:14.660

Lap	Lap Tm	Diff	Time of Day
(4) Roland Feodorov			
1	1:52.010	+49.184	9:46:15.820
2	1:05.782	+2.956	9:47:21.602
3	1:03.986	+1.160	9:48:25.588
4	1:02.850	+0.024	9:49:28.438
p5	1:25.497	+22.671	9:50:53.935
6	2:11.105	+1:08.279	9:53:05.040
7	1:02.826		9:54:07.866
8	1:04.116	+1.290	9:55:11.982
p9	1:27.397	+24.571	9:56:39.379

Lap	Lap Tm	Diff	Time of Day
(26) Andrius Firantas			
1	1:46.536	+43.264	9:45:21.465
2	1:24.568	+21.296	9:46:46.033
3	1:07.036	+3.764	9:47:53.069
4	1:03.819	+0.547	9:48:56.888
5	1:03.272		9:50:00.160
6	1:03.545	+0.273	9:51:03.705
p7	2:08.123	+1:04.851	9:53:11.828

Lap	Lap Tm	Diff	Time of Day
(14) Oleg Kvitka			
1	1:53.851	+50.484	9:47:07.100
p2	1:39.026	+35.659	9:48:46.126
3	1:13.144	+9.777	9:49:59.270
4	1:03.367		9:51:02.637
p5	4:15.932	+3:12.565	9:55:18.569
6	1:09.579	+6.212	9:56:28.148

Lap	Lap Tm	Diff	Time of Day
(46) Martin Seppam			
1	1:36.763	+33.049	9:45:45.977
2	1:16.685	+12.971	9:47:02.662
3	1:10.767	+7.053	9:48:13.429
4	1:06.013	+2.299	9:49:19.442
5	1:03.923	+0.209	9:50:23.365
6	1:03.714		9:51:27.079
7	1:03.916	+0.202	9:52:30.995

Lap	Lap Tm	Diff	Time of Day
(47) Toomas Sirg			
1	1:54.456	+50.616	9:44:58.263
2	1:40.096	+36.256	9:46:38.359
3	1:13.382	+9.542	9:47:51.741
p4	1:33.113	+29.273	9:49:24.854
5	2:01.893	+58.053	9:51:26.747
6	1:06.241	+2.401	9:52:32.988
7	1:04.041	+0.201	9:53:37.029
8	1:03.840		9:54:40.869
9	1:08.573	+4.733	9:55:49.442
10	1:04.088	+0.248	9:56:53.530

Lap	Lap Tm	Diff	Time of Day
(41) Raul Karu			
1	1:45.601	+41.658	9:45:02.260
2	1:37.725	+33.782	9:46:39.985
3	1:12.342	+8.399	9:47:52.327
4	1:10.714	+6.771	9:49:03.041
p5	1:29.438	+25.495	9:50:32.479
6	1:59.129	+55.186	9:52:31.608
7	1:04.565	+0.622	9:53:36.173
8	1:03.943		9:54:40.116
9	1:08.629	+4.686	9:55:48.745
10	1:04.312	+0.369	9:56:53.057

Lap	Lap Tm	Diff	Time of Day
(3) Atis Veismanis			
1	1:28.068	+24.006	9:45:32.229
2	1:11.859	+7.797	9:46:44.088
3	1:06.531	+2.469	9:47:50.619
4	1:04.062		9:48:54.681
5	1:05.262	+1.200	9:49:59.943
6	1:04.707	+0.645	9:51:04.650
7	1:05.157	+1.095	9:52:09.807

Lap	Lap Tm	Diff	Time of Day
(15) Rytis Garabavicius			
1	1:41.018	+36.820	9:45:40.816
2	1:12.916	+8.718	9:46:53.732
3	1:06.099	+1.901	9:47:59.831
4	1:06.168	+1.970	9:49:05.999
5	1:06.424	+2.226	9:50:12.423
6	1:04.617	+0.419	9:51:17.040
7	1:04.812	+0.614	9:52:21.852
8	1:05.700	+1.502	9:53:27.552
9	1:06.115	+1.917	9:54:33.667
10	1:04.198		9:55:37.865
11	1:07.602	+3.404	9:56:45.467

Lap	Lap Tm	Diff	Time of Day
(48) Meelis Annus			
1	1:31.581	+27.079	9:46:00.747
2	1:10.104	+5.602	9:47:10.851
3	1:08.647	+4.145	9:48:19.498
4	1:06.280	+1.778	9:49:25.778
5	1:07.361	+2.859	9:50:33.139
6	1:04.984	+0.482	9:51:38.123
7	1:05.925	+1.423	9:52:44.048
8	1:04.697	+0.195	9:53:48.745
9	1:04.502		9:54:53.247
10	1:05.788	+1.286	9:55:59.035
11	1:05.283	+0.781	9:57:04.318

Lap	Lap Tm	Diff	Time of Day
(1) Marcis Birkens			
1	1:22.203	+16.713	9:45:33.051
2	1:14.742	+9.252	9:46:47.793
3	1:07.221	+1.731	9:47:55.014
4	1:05.490		9:49:00.504

Lap	Lap Tm	Diff	Time of Day
(43) Paulius Giniunas			
1	1:46.480	+40.937	9:45:05.641
2	1:38.201	+32.658	9:46:43.842
3	1:11.670	+6.127	9:47:55.512
4	1:08.948	+3.405	9:49:04.460
5	1:09.335	+3.792	9:50:13.795
6	1:06.900	+1.357	9:51:20.695
7	1:07.493	+1.950	9:52:28.188
8	1:05.543		9:53:33.731
9	1:06.134	+0.591	9:54:39.865

Lap	Lap Tm	Diff	Time of Day
(51) Armands Keiss			
1	1:21.049	+14.742	9:48:52.786
2	1:10.051	+3.744	9:50:02.837
3	1:09.779	+3.472	9:51:12.616
4	1:07.346	+1.039	9:52:19.962
5	1:06.307		9:53:26.269
6	1:08.428	+2.121	9:54:34.697

Lap	Lap Tm	Diff	Time of Day
(19) Ernesta Globyte			
1	1:47.150	+40.447	9:44:59.535
2	1:39.413	+32.710	9:46:38.948
3	1:08.698	+1.995	9:47:47.646
4	1:08.364	+1.661	9:48:56.010

B3 Autorent Võiduajamine 2010

Super B2000, Baltic Open

Audru circuit 2,173 Km

Super 1600, Super B2000, Baltic Open - free practice

19.06.2010 09:40

Practice started at 9:42:53

Lap	Lap Tm	Diff	Time of Day
5	1:08.164	+1.461	9:50:04.174
6	1:09.557	+2.854	9:51:13.731
7	1:06.948	+0.245	9:52:20.679
8	1:07.855	+1.152	9:53:28.534
9	1:07.270	+0.567	9:54:35.804
10	1:07.492	+0.789	9:55:43.296
11	1:06.703		9:56:49.999

Lap	Lap Tm	Diff	Time of Day
-----	--------	------	-------------

Lap	Lap Tm	Diff	Time of Day
-----	--------	------	-------------

B3 Autorent Võiduajamine 2010

Sorted on Best Lap time

Super 1600

Audru circuit 2,173 Km

Super 1600 - qualification

19.06.2010 11:20

Qualifying started at 11:20:48

Pos	No.	Name	Nat	Entrant/Race Team	Make	Best Tm	Diff	Gap	Laps	In Lap	Best Speed
1	44	Andres Hall	EST	A2 Racing	VW Golf IV	1:01.169			11	5	127,888
2	42	Kaspar Aruvee	EST	A2 Racing	Lada 2101	1:01.446	0.277	0.277	10	10	127,312
3	46	Martin Seppam	EST	Saksa Auto AMK	VW Golf II	1:02.189	1.020	0.743	11	7	125,791
4	47	Toomas Sirg	EST	Prorex Racing	VW Golf III	1:02.251	1.082	0.062	8	8	125,665
5	48	Meelis Annus	EST	A2 Racing	VW Golf II	1:02.717	1.548	0.466	12	12	124,732
6	41	Raul Karu	EST	Prorex Racing	VW Golf II	1:03.048	1.879	0.331	9	9	124,077
7	51	Armands Keiss	LAT		VW Golf II	1:03.369	2.200	0.321	8	3	123,448

B3 Autorent Võiduajamine 2010

Super 1600

Audru circuit 2,173 Km

Super 1600 - qualification

19.06.2010 11:20

Qualifying started at 11:20:48

Lap	Lap Tm	Diff	Time of Day
(44) Andres Hall			
1	1:18.164	+16.995	11:22:32.152
2	1:02.192	+1.023	11:23:34.344
3	1:02.046	+0.877	11:24:36.390
4	1:01.997	+0.828	11:25:38.387
5	1:01.169		11:26:39.556
6	1:01.527	+0.358	11:27:41.083
7	1:01.532	+0.363	11:28:42.615
p8	1:36.666	+35.497	11:30:19.281
p9	3:16.282	+2:15.113	11:33:35.563
10	1:07.981	+6.812	11:34:43.544
11	1:01.792	+0.623	11:35:45.336

(42) Kaspar Aruvee			
1	1:18.956	+17.510	11:22:36.059
2	1:02.263	+0.817	11:23:38.322
3	1:02.375	+0.929	11:24:40.697
4	1:01.869	+0.423	11:25:42.566
5	1:02.535	+1.089	11:26:45.101
6	1:02.104	+0.658	11:27:47.205
7	1:02.105	+0.659	11:28:49.310
8	1:03.344	+1.898	11:29:52.654
9	1:01.897	+0.451	11:30:54.551
10	1:01.446		11:31:55.997

(46) Martin Seppam			
1	1:19.064	+16.875	11:22:30.061
2	1:02.843	+0.654	11:23:32.904
3	1:02.828	+0.639	11:24:35.732
4	1:12.555	+10.366	11:25:48.287
5	1:02.238	+0.049	11:26:50.525
6	1:02.510	+0.321	11:27:53.035
7	1:02.189		11:28:55.224
8	1:08.912	+6.723	11:30:04.136
9	1:03.607	+1.418	11:31:07.743
10	1:03.143	+0.954	11:32:10.886
11	1:02.553	+0.364	11:33:13.439

(47) Toomas Sirg			
1	1:59.192	+56.941	11:23:20.862
2	1:10.726	+8.475	11:24:31.588
3	1:03.684	+1.433	11:25:35.272
4	1:02.513	+0.262	11:26:37.785
5	1:04.498	+2.247	11:27:42.283
6	1:02.381	+0.130	11:28:44.664
7	1:02.284	+0.033	11:29:46.948
8	1:02.251		11:30:49.199

(48) Meelis Annus			
1	1:52.228	+49.511	11:23:30.262
2	1:04.997	+2.280	11:24:35.259
3	1:06.080	+3.363	11:25:41.339
4	1:04.812	+2.095	11:26:46.151
5	1:02.876	+0.159	11:27:49.027
6	1:03.512	+0.795	11:28:52.539
7	1:04.040	+1.323	11:29:56.579
8	1:02.981	+0.264	11:30:59.560
9	1:03.049	+0.332	11:32:02.609
10	1:03.968	+1.251	11:33:06.577
11	1:03.532	+0.815	11:34:10.109
12	1:02.717		11:35:12.826

(41) Raul Karu			
1	1:57.033	+53.985	11:23:23.931
2	1:10.260	+7.212	11:24:34.191

Lap	Lap Tm	Diff	Time of Day
3	1:05.114	+2.066	11:25:39.305
4	1:03.778	+0.730	11:26:43.083
5	1:03.791	+0.743	11:27:46.874
6	1:03.950	+0.902	11:28:50.824
7	1:03.978	+0.930	11:29:54.802
8	1:03.203	+0.155	11:30:58.005
9	1:03.048		11:32:01.053

(51) Armands Keiss			
1	1:29.198	+25.829	11:23:24.719
2	1:04.007	+0.638	11:24:28.726
3	1:03.369		11:25:32.095
4	1:03.377	+0.008	11:26:35.472
p5	1:30.837	+27.468	11:28:06.309
6	1:55.994	+52.625	11:30:02.303
7	1:10.099	+6.730	11:31:12.402
8	1:03.390	+0.021	11:32:15.792

Lap Lap Tm Diff Time of Day

B3 Autorent Võiduajamine 2010

Super 1600

Audru circuit 2,173 Km

Super 1600 - qualification

19.06.2010 11:20

Qualifying started at 11:20:48

POLE POSITION

Standing Start

1

1

44 Andres Hall
1:01.169
VW Golf IV

2

42 Kaspar Aruvee
1:01.446
Lada 2101

2

3

46 Martin Seppam
1:02.189
VW Golf II

4

47 Toomas Sirg
1:02.251
VW Golf III

3

5

48 Meelis Annus
1:02.717
VW Golf II

6

41 Raul Karu
1:03.048
VW Golf II

4

7

51 Armands Keiss
1:03.369
VW Golf II

B3 Autorent Võiduajamine 2010

Sorted on Laps

Super 1600

Audru circuit 2,173 Km

Super 1600 1st race, 15 laps

19.06.2010 14:50

Race started at 14:53:09

Pos	No.	Name	Nat	Entrant/Race Team	Make	Laps	Total Tm	Diff	Gap	Best Tm	Best Speed
1	44	Andres Hall	EST	A2 Racing	VW Golf IV	15	17:43.070			1:09.199	113,048
2	42	Kaspar Aruvee	EST	A2 Racing	Lada 2101	15	17:45.674	2.604	2.604	1:10.136	111,538
3	51	Armands Keiss	LAT		VW Golf II	15	18:14.386	31.316	28.712	1:11.026	110,140
4	41	Raul Karu	EST	Prorex Racing	VW Golf II	15	18:15.707	32.637	1.321	1:10.558	110,870
5	46	Martin Seppam	EST	Saksa Auto AMK	VW Golf II	14	17:55.098	1 Lap	1 Lap	1:15.252	103,955
6	47	Toomas Sirg	EST	Prorex Racing	VW Golf III	14	18:00.928	1 Lap	5.830	1:15.509	103,601

Not classified (75% = 12 Laps)

DNS	48	Meelis Annus	EST	A2 Racing	VW Golf II			DNS			-
-----	----	--------------	-----	-----------	------------	--	--	-----	--	--	---

Margin of Victory	Avg. Speed	Best Lap Tm	Best Speed	Best Lap by
2.604	110,380	1:09.199	113,048	44 - Andres Hall

B3 Autorent Võiduajamine 2010

Super 1600

Audru circuit 2,173 Km

Super 1600 1st race, 15 laps

19.06.2010 14:50

Race started at 14:53:09

Lap	Lap Tm	Diff	Time of Day
(44) Andres Hall			
1	1:14.839	+5.640	14:54:24.454
2	1:09.199		14:55:33.653
3	1:11.033	+1.834	14:56:44.686
4	1:10.627	+1.428	14:57:55.313
5	1:10.591	+1.392	14:59:05.904
6	1:10.275	+1.076	15:00:16.179
7	1:09.871	+0.672	15:01:26.050
8	1:10.556	+1.357	15:02:36.606
9	1:10.404	+1.205	15:03:47.010
10	1:10.305	+1.106	15:04:57.315
11	1:10.373	+1.174	15:06:07.688
12	1:09.965	+0.766	15:07:17.653
13	1:11.551	+2.352	15:08:29.204
14	1:11.168	+1.969	15:09:40.372
15	1:12.313	+3.114	15:10:52.685

Lap	Lap Tm	Diff	Time of Day
(42) Kaspar Aruvee			
1	1:12.736	+2.600	14:54:22.521
2	1:10.932	+0.796	14:55:33.453
3	1:11.168	+1.032	14:56:44.621
4	1:11.897	+1.761	14:57:56.518
5	1:10.939	+0.803	14:59:07.457
6	1:10.926	+0.790	15:00:18.383
7	1:11.163	+1.027	15:01:29.546
8	1:11.297	+1.161	15:02:40.843
9	1:10.883	+0.747	15:03:51.726
10	1:11.024	+0.888	15:05:02.750
11	1:10.628	+0.492	15:06:13.378
12	1:10.485	+0.349	15:07:23.863
13	1:10.444	+0.308	15:08:34.307
14	1:10.846	+0.710	15:09:45.153
15	1:10.136		15:10:55.289

Lap	Lap Tm	Diff	Time of Day
(51) Armands Keiss			
1	1:13.911	+2.885	14:54:26.246
2	1:11.026		14:55:37.272
3	1:12.367	+1.341	14:56:49.639
4	1:13.282	+2.256	14:58:02.921
5	1:12.478	+1.452	14:59:15.399
6	1:12.695	+1.669	15:00:28.094
7	1:12.136	+1.110	15:01:40.230
8	1:12.799	+1.773	15:02:53.029
9	1:13.527	+2.501	15:04:06.556
10	1:13.215	+2.189	15:05:19.771
11	1:13.591	+2.565	15:06:33.362
12	1:13.589	+2.563	15:07:46.951
13	1:12.432	+1.406	15:08:59.383
14	1:12.351	+1.325	15:10:11.734
15	1:12.267	+1.241	15:11:24.001

Lap	Lap Tm	Diff	Time of Day
(41) Raul Karu			
1	1:20.924	+10.366	14:54:32.754
2	1:15.575	+5.017	14:55:48.329
3	1:13.828	+3.270	14:57:02.157
4	1:12.764	+2.206	14:58:14.921
5	1:13.068	+2.510	14:59:27.989
6	1:12.609	+2.051	15:00:40.598
7	1:12.376	+1.818	15:01:52.974
8	1:12.131	+1.573	15:03:05.105
9	1:12.110	+1.552	15:04:17.215
10	1:11.540	+0.982	15:05:28.755
11	1:12.523	+1.965	15:06:41.278
12	1:11.901	+1.343	15:07:53.179
13	1:10.558		15:09:03.737

Lap	Lap Tm	Diff	Time of Day
14	1:10.655	+0.097	15:10:14.392
15	1:10.930	+0.372	15:11:25.322

Lap	Lap Tm	Diff	Time of Day
(46) Martin Seppam			
1	1:20.967	+5.715	14:54:31.718
2	1:15.252		14:55:46.970
3	1:16.299	+1.047	14:57:03.269
4	1:16.070	+0.818	14:58:19.339
5	1:15.972	+0.720	14:59:35.311
6	1:16.492	+1.240	15:00:51.803
7	1:15.983	+0.731	15:02:07.786
8	1:15.816	+0.564	15:03:23.602
9	1:16.287	+1.035	15:04:39.889
10	1:15.938	+0.686	15:05:55.827
11	1:16.768	+1.516	15:07:12.595
12	1:18.020	+2.768	15:08:30.615
13	1:17.258	+2.006	15:09:47.873
14	1:16.840	+1.588	15:11:04.713

Lap	Lap Tm	Diff	Time of Day
(47) Toomas Sirg			
1	1:23.523	+8.014	14:54:34.609
2	1:16.453	+0.944	14:55:51.062
3	1:16.898	+1.389	14:57:07.960
4	1:15.741	+0.232	14:58:23.701
5	1:16.276	+0.767	14:59:39.977
6	1:15.509		15:00:55.486
7	1:16.376	+0.867	15:02:11.862
8	1:18.204	+2.695	15:03:30.066
9	1:15.704	+0.195	15:04:45.770
10	1:16.032	+0.523	15:06:01.802
11	1:17.199	+1.690	15:07:19.001
12	1:19.106	+3.597	15:08:38.107
13	1:16.589	+1.080	15:09:54.696
14	1:15.847	+0.338	15:11:10.543

B3 Autorent Võiduajamine 2010

Lapchart


Super 1600

Audru circuit 2,173 Km

Super 1600 1st race, 15 laps

19.06.2010 14:50

Race started at 14:53:09



Competitors

Laps

	0	1	2	3	4	5	6	7	8	9	10	11	12	13	14	15
1 Andres Hall (44)	44	42	42	42	44	44	44	44	44	44	44	44	44	44	44	44
2 Kaspar Aruvee (42)	42	44	44	44	42	42	42	42	42	42	42	42	42	42	42	42
3 Martin Seppam (46)	46	51	51	51	51	51	51	51	51	51	51	51	51	51	51	51
4 Toomas Sirg (47)	47	46	46	41	41	41	41	41	41	41	41	41	41	41	41	41
5 Raul Karu (41)	41	41	41	46	46	46	46	46	46	46	46	46	46	46	46	46
6 Armands Keiss (51)	51	47	47	47	47	47	47	47	47	47	47	47	47	47	47	47
7 -																

B3 Autorent Võiduajamine 2010

Sorted on Laps

Super 1600

Audru circuit 2,173 Km

Super 1600 2nd race, 15 laps

19.06.2010 18:10

Race (15 Laps) started at 18:12:38

Pos	No.	Name	Nat	Entrant/Race Team	Make	Laps	Total Tm	Diff	Gap	Best Tm	Best Speed
1	44	Andres Hall	EST	A2 Racing	VW Golf IV	15	17:29.496			1:09.067	113,264
2	42	Kaspar Aruvee	EST	A2 Racing	Lada 2101	15	17:40.549	11.053	11.053	1:09.202	113,043
3	51	Armands Keiss	LAT		VW Golf II	15	17:50.989	21.493	10.440	1:10.318	111,249
4	41	Raul Karu	EST	Prorex Racing	VW Golf II	15	17:51.078	21.582	0.089	1:09.835	112,018
5	47	Toomas Sirg	EST	Prorex Racing	VW Golf III	14	18:36.079	1 Lap	1 Lap	1:15.628	103,438

Not classified (75% = 12 Laps)

DNS	46	Martin Seppam	EST	Saksa Auto AMK	VW Golf II					DNS	-
DNS	48	Meelis Annus	EST	A2 Racing	VW Golf II					DNS	-

Margin of Victory	Avg. Speed	Best Lap Tm	Best Speed	Best Lap by
11.053	111,808	1:09.067	113,264	44 - Andres Hall

B3 Autorent Võiduajamine 2010

Super 1600

Audru circuit 2,173 Km

Super 1600 2nd race, 15 laps

19.06.2010 18:10

Race (15 Laps) started at 18:12:38

Lap	Lap Tm	Diff	Time of Day
(44) Andres Hall			
1	1:12.422	+3.355	18:13:51.122
2	1:10.972	+1.905	18:15:02.094
3	1:10.415	+1.348	18:16:12.509
4	1:10.173	+1.106	18:17:22.682
5	1:09.778	+0.711	18:18:32.460
6	1:09.316	+0.249	18:19:41.776
7	1:09.396	+0.329	18:20:51.172
8	1:09.167	+0.100	18:22:00.339
9	1:09.579	+0.512	18:23:09.918
10	1:09.067		18:24:18.985
11	1:09.679	+0.612	18:25:28.664
12	1:09.159	+0.092	18:26:37.823
13	1:09.732	+0.665	18:27:47.555
14	1:09.574	+0.507	18:28:57.129
15	1:10.846	+1.779	18:30:07.975

(42) Kaspar Aruvec			
1	1:12.355	+3.153	18:13:50.834
2	1:10.923	+1.721	18:15:01.757
3	1:11.014	+1.812	18:16:12.771
4	1:11.238	+2.036	18:17:24.009
5	1:10.035	+0.833	18:18:34.044
6	1:09.696	+0.494	18:19:43.740
7	1:10.004	+0.802	18:20:53.744
8	1:09.627	+0.425	18:22:03.371
9	1:09.691	+0.489	18:23:13.062
10	1:09.870	+0.668	18:24:22.932
11	1:09.400	+0.198	18:25:32.332
12	1:09.202		18:26:41.534
13	1:17.756	+8.554	18:27:59.290
14	1:10.415	+1.213	18:29:09.705
15	1:09.323	+0.121	18:30:19.028

(51) Armands Keiss			
1	1:13.349	+3.031	18:13:53.133
2	1:11.827	+1.509	18:15:04.960
3	1:11.945	+1.627	18:16:16.905
4	1:12.097	+1.779	18:17:29.002
5	1:11.480	+1.162	18:18:40.482
6	1:11.036	+0.718	18:19:51.518
7	1:10.928	+0.610	18:21:02.446
8	1:11.012	+0.694	18:22:13.458
9	1:10.730	+0.412	18:23:24.188
10	1:10.411	+0.093	18:24:34.599
11	1:10.345	+0.027	18:25:44.944
12	1:10.318		18:26:55.262
13	1:10.559	+0.241	18:28:05.821
14	1:11.552	+1.234	18:29:17.373
15	1:12.095	+1.777	18:30:29.468

(41) Raul Karu			
1	1:15.948	+6.113	18:13:55.144
2	1:12.707	+2.872	18:15:07.851
3	1:11.988	+2.153	18:16:19.839
4	1:11.615	+1.780	18:17:31.454
5	1:11.071	+1.236	18:18:42.525
6	1:10.509	+0.674	18:19:53.034
7	1:10.770	+0.935	18:21:03.804
8	1:11.078	+1.243	18:22:14.882
9	1:10.735	+0.900	18:23:25.617
10	1:10.571	+0.736	18:24:36.188
11	1:09.835		18:25:46.023
12	1:10.672	+0.837	18:26:56.695
13	1:10.265	+0.430	18:28:06.960

Lap	Lap Tm	Diff	Time of Day
14	1:10.800	+0.965	18:29:17.760
15	1:11.797	+1.962	18:30:29.557
(47) Toomas Sirg			
1	1:18.730	+3.102	18:13:59.372
2	1:16.877	+1.249	18:15:16.249
3	1:15.682	+0.054	18:16:31.931
4	1:15.628		18:17:47.559
p5	1:41.371	+25.743	18:19:28.930
6	1:26.952	+11.324	18:20:55.882
7	1:16.100	+0.472	18:22:11.982
8	1:19.316	+3.688	18:23:31.298
9	1:17.287	+1.659	18:24:48.585
10	1:17.487	+1.859	18:26:06.072
11	1:17.166	+1.538	18:27:23.238
12	1:17.531	+1.903	18:28:40.769
13	1:16.710	+1.082	18:29:57.479
14	1:17.079	+1.451	18:31:14.558

B3 Autorent Võiduajamine 2010

Lapchart


Super 1600

Audru circuit 2,173 Km

Super 1600 2nd race, 15 laps

19.06.2010 18:10

Race (15 Laps) started at 18:12:38



Competitors

	Laps																
	0	1	2	3	4	5	6	7	8	9	10	11	12	13	14	15	
Kaspar Aruvee (42)	1	42	42	42	44	44	44	44	44	44	44	44	44	44	44	44	44
Andres Hall (44)	2	44	44	44	42	42	42	42	42	42	42	42	42	42	42	42	42
Raul Karu (41)	3	41	51	51	51	51	51	51	51	51	51	51	51	51	51	51	51
Armands Keiss (51)	4	51	41	41	41	41	41	41	41	41	41	41	41	41	41	41	41
Toomas Sirg (47)	5	47	47	47	47	47	47	47	47	47	47	47	47	47	47	47	47
-	6																
-	7																

Super 1600 EMV autoringrada 2010

2010

Pos	No.	Name	Total	Diff	Gap	#1			#2		
						R1	R2	Total	R1	R2	Total
1	44	Andres Hall	95	0	0	20	22	42	27	26	53
2	42	Kaspar Anuvee	91	4	4	25	26	51	20	20	40
3	41	Raul Karu	50	45	41	12	10	22	14	14	28
4	47	Toomas Sirg	48	47	2	14	12	26	10	12	22
5	51	Amandas Keiss	32	63	16	DQ	0	0	16	16	32
6	25	Girts Daugavins	32	63	0	16	16	32	x	x	x
7	46	Martin Seppam	26	69	6	0	14	14	12	0	12
8	48	Meelis Annus	10	85	16	10	0	10	0	0	0
9	52	Raimonds Burakevics	0	95	10	0	0	0	x	x	x

Event Legend

#1	2.05.2010	EMV I etapp autoringrajasõidus - Riia, Bikemieki	#2	19.06.2010	EMV II etapp autoringrajasõidus - Pärnu, Audru
----	-----------	--	----	------------	--