



B3 autorent *Võiduajamine '10*
19. juuni



B3 autorent
Võiduajamine '10
19. juuni

**ESTONIAN RACING CHAMPIONSHIP
LITHUANIAN RACING CHAMPIONSHIP
LATVIAN RACING CHAMPIONSHIP
BALTIC RACING CHAMPIONSHIP**

B3 Autorent Võiduajamine 2010


**Audru Circuit, Pärnu, Estonia
19.06.2010**

EAL TIMING

MYLAPS
SPORTS TIMING

Timing and Results by EAL Timing

<http://autosport.mylaps.com>



One lap distance: 2173 m

Track records:

Super Production

11.07.2009 Marcis Birkens, LAT (Honda Civic Type R) 1:00.107 RACE

19.06.2010 Marcis Birkens, LAT (Honda Civic Type R) 58.930 QUALIFY

29.08.2009 Uldis Timaks, LAT (Opel Astra) 1:01.248 PRACTICE

Baltic Open

29.08.2009 Mantas Neverdauskas, LIT (Honda Civic) 1:00.456 RACE

19.06.2010 Arunas Granskas, LIT (Honda Civic Type R) 59.641 QUALIFY

27.06.2008 Arturs Ribko, LAT (BMW) 1:00.165 PRACTICE

Super 1600

14.08.2005 Raimo Kulli, EST (VW Golf III) 1:00.606 RACE

29.08.2009 Roland Feodorov, EST (VW Golf III) 1:01.029 QUALIFY

03.07.2005 Raimo Kulli, EST (VW Golf III) 1:00.521 PRACTICE

Latvian National

28.06.2009 Vitalijs Kalmi, LAT (BMW 320, E36) 1:03.506 RACE

19.06.2010 Kristaps Mietulis, LAT (BMW 320, E30) 1:05.227 PRACTICE

Juniors

12.07.2009 Martin Seppam, EST (VW Golf II) 1:04.135 RACE

29.08.2009 Karl Raudsepp, EST (Honda Civic) 1:04.576 QUALIFY

12.07.2009 Martin Seppam, EST (VW Golf II) 1:04.201 PRACTICE

BMW 325 Cup

12.07.2009 Raimo Lang, EST (BMW 325, E36) 1:04.941 RACE

19.06.2010 Indrek Nilson, EST (BMW 325, E36) 1:03.178 QUALIFY

19.06.2010 Ruve Veski, EST (BMW 325, E36) 1:03.437 PRACTICE

B3 Autorent Võiduajamine 2010

Sorted on Best Lap time

BMW 325, BMW-3

Audru circuit 2,173 Km

BMW 325, BMW-3 - free practice

19.06.2010 09:20

Practice started at 9:23:50

Pos	No.	Name	Nat	Entrant/Race Team	Make	Best Tm	Diff	Gap	Laps	In Lap	Best Speed
BMW 325											
1	88	Ruve Veski	EST	M.K.E Motorsport	BMW 325	1:03.437			12	11	123,316
2	81	Raimo Lang	EST	Prorex Racing	BMW 325	1:03.479	0.042	0.042	11	7	123,234
3	98	Keijo Kaasik	EST	Saksa Auto AMK	BMW 325	1:03.625	0.188	0.146	11	11	122,952
4	99	Indrek Nilson	EST	Erki Sport	BMW 325	1:03.839	0.402	0.214	10	9	122,540
5	87	Peep Pihotalo	EST	A2 Racing	BMW 325	1:04.216	0.779	0.377	11	7	121,820
6	86	Urmass Koppel	EST	A2 Racing	BMW 325	1:04.392	0.955	0.176	5	4	121,487
7	84	Taavi Klooren	EST	M.K.E Motorsport	BMW 325	1:04.745	1.308	0.353	10	6	120,825
8	82	Kristo Krinpus	EST	Prorex Racing	BMW 325	1:04.763	1.326	0.018	12	9	120,791
9	96	Marek Saar	EST	A2 Racing	BMW 325	1:05.028	1.591	0.265	10	10	120,299
10	95	Allan Tigane	EST	A2 Racing	BMW 325	1:06.245	2.808	1.217	11	7	118,089
11	90	Jesper Saron	EST	A2 Racing	BMW 325	1:06.444	3.007	0.199	8	6	117,735
12	91	Raido Ivalo	EST	A2 Racing	BMW 325	1:08.303	4.866	1.859	3	3	114,531
13	89	Henri Kalmist	EST	A2 Racing	BMW 325	1:08.853	5.416	0.550	7	6	113,616

BMW-3

1	33	Robertas Kupcikas	LIT	KSK Oktanas	BMW 318	1:05.772			11	11	118,938
2	55	Karolis Doleba	LIT		BMW 318	1:07.584	1.812	1.812	10	7	115,749

B3 Autorent Võiduajamine 2010

BMW 325, BMW-3

Audru circuit 2,173 Km

BMW 325, BMW-3 - free practice

19.06.2010 09:20

Practice started at 9:23:50

Lap	Lap Tm	Diff	Time of Day
(88) Ruve Veski			
1	1:27.277	+23.840	9:25:30.514
2	1:06.559	+3.122	9:26:37.073
3	1:05.275	+1.838	9:27:42.348
4	1:03.666	+0.229	9:28:46.014
5	1:03.612	+0.175	9:29:49.626
6	1:04.436	+0.999	9:30:54.062
7	1:03.925	+0.488	9:31:57.987
8	1:03.686	+0.249	9:33:01.673
9	1:03.518	+0.081	9:34:05.191
10	1:03.491	+0.054	9:35:08.682
11	1:03.437		9:36:12.119
12	1:03.583	+0.146	9:37:15.702

Lap	Lap Tm	Diff	Time of Day
(81) Raimo Lang			
1	1:21.601	+18.122	9:26:21.306
2	1:07.355	+3.876	9:27:28.661
3	1:04.184	+0.705	9:28:32.845
4	1:04.286	+0.807	9:29:37.131
5	1:04.992	+1.513	9:30:42.123
6	1:04.804	+1.325	9:31:46.927
7	1:03.479		9:32:50.406
8	1:03.935	+0.456	9:33:54.341
9	1:06.597	+3.118	9:35:00.938
10	1:04.112	+0.633	9:36:05.050
11	1:03.753	+0.274	9:37:08.803

Lap	Lap Tm	Diff	Time of Day
(98) Keijo Kaasik			
1	1:30.878	+27.253	9:25:40.950
2	1:07.401	+3.776	9:26:48.351
3	1:04.269	+0.644	9:27:52.620
4	1:04.176	+0.551	9:28:56.796
p5	1:33.811	+30.186	9:30:30.607
6	1:17.019	+13.394	9:31:47.626
7	1:03.730	+0.105	9:32:51.356
8	1:03.724	+0.099	9:33:55.080
9	1:04.154	+0.529	9:34:59.234
10	1:03.978	+0.353	9:36:03.212
11	1:03.625		9:37:06.837

Lap	Lap Tm	Diff	Time of Day
(99) Indrek Nilson			
1	1:25.927	+22.088	9:25:44.196
2	1:09.808	+5.969	9:26:54.004
3	1:05.171	+1.332	9:27:59.175
4	1:04.703	+0.864	9:29:03.878
5	1:04.629	+0.790	9:30:08.507
6	1:06.094	+2.255	9:31:14.601
7	1:05.810	+1.971	9:32:20.411
8	1:04.056	+0.217	9:33:24.467
9	1:03.839		9:34:28.306
10	1:05.621	+1.782	9:35:33.927

Lap	Lap Tm	Diff	Time of Day
(87) Peep Pihotalo			
1	1:30.188	+25.972	9:25:41.769
2	1:19.492	+15.276	9:27:01.261
3	1:05.989	+1.773	9:28:07.250
4	1:05.088	+0.872	9:29:12.338
5	1:05.406	+1.190	9:30:17.744
6	1:04.911	+0.695	9:31:22.655
7	1:04.216		9:32:26.871
8	1:04.751	+0.535	9:33:31.622
9	1:05.343	+1.127	9:34:36.965
10	1:04.621	+0.405	9:35:41.586
11	1:09.268	+5.052	9:36:50.854

Lap	Lap Tm	Diff	Time of Day
(86) Urmas Koppel			
1	1:28.032	+23.640	9:25:42.550
2	1:06.831	+2.439	9:26:49.381
3	1:04.492	+0.100	9:27:53.873
4	1:04.392		9:28:58.265
5	1:04.818	+0.426	9:30:03.083

Lap	Lap Tm	Diff	Time of Day
(84) Taavi Klooren			
1	1:32.669	+27.924	9:25:40.223
2	1:17.619	+12.874	9:26:57.842
3	1:06.564	+1.819	9:28:04.406
4	1:04.983	+0.238	9:29:09.389
5	1:05.651	+0.906	9:30:15.040
6	1:04.745		9:31:19.785
7	1:04.932	+0.187	9:32:24.717
8	1:05.367	+0.622	9:33:30.084
9	1:05.252	+0.507	9:34:35.336
10	1:04.965	+0.220	9:35:40.301

Lap	Lap Tm	Diff	Time of Day
(82) Kristo Krinpus			
1	1:25.930	+21.167	9:25:22.396
2	1:05.975	+1.212	9:26:28.371
3	1:06.848	+2.085	9:27:35.219
4	1:05.000	+0.237	9:28:40.219
5	1:05.629	+0.866	9:29:45.848
6	1:11.984	+7.221	9:30:57.832
7	1:05.719	+0.956	9:32:03.551
8	1:05.087	+0.324	9:33:08.638
9	1:04.763		9:34:13.401
10	1:04.837	+0.074	9:35:18.238
11	1:04.812	+0.049	9:36:23.050
12	1:04.806	+0.043	9:37:27.856

Lap	Lap Tm	Diff	Time of Day
(96) Marek Saar			
1	1:26.348	+21.320	9:25:32.179
2	1:08.595	+3.567	9:26:40.774
3	1:06.070	+1.042	9:27:46.844
4	1:06.208	+1.180	9:28:53.052
5	1:06.878	+1.850	9:29:59.930
6	1:12.565	+7.537	9:31:12.495
7	1:06.225	+1.197	9:32:18.720
8	1:07.512	+2.484	9:33:26.232
9	1:05.384	+0.356	9:34:31.616
10	1:05.028		9:35:36.644

Lap	Lap Tm	Diff	Time of Day
(33) Robertas Kupcikas			
1	1:18.214	+12.442	9:26:02.614
2	1:07.922	+2.150	9:27:10.536
3	1:07.094	+1.322	9:28:17.630
4	1:06.250	+0.478	9:29:23.880
5	1:06.390	+0.618	9:30:30.270
6	1:06.432	+0.660	9:31:36.702
7	1:06.072	+0.300	9:32:42.774
8	1:06.283	+0.511	9:33:49.057
9	1:12.444	+6.672	9:35:01.501
10	1:06.313	+0.541	9:36:07.814
11	1:05.772		9:37:13.586

Lap	Lap Tm	Diff	Time of Day
(95) Allan Tigane			
1	1:28.730	+22.485	9:26:01.014
2	1:07.642	+1.397	9:27:08.656
3	1:06.689	+0.444	9:28:15.345
4	1:06.943	+0.698	9:29:22.288
5	1:07.242	+0.997	9:30:29.530
6	1:08.330	+2.085	9:31:37.860
7	1:06.245		9:32:44.105

Lap	Lap Tm	Diff	Time of Day
8	1:14.014	+7.769	9:33:58.119
9	1:06.497	+0.252	9:35:04.616
10	1:09.594	+3.349	9:36:14.210
11	1:10.707	+4.462	9:37:24.917

Lap	Lap Tm	Diff	Time of Day
(90) Jesper Saron			
1	1:39.366	+32.922	9:27:39.486
2	1:16.611	+10.167	9:28:56.097
3	1:09.170	+2.726	9:30:05.267
4	1:08.091	+1.647	9:31:13.358
5	1:08.986	+2.542	9:32:22.344
6	1:06.444		9:33:28.788
7	1:09.753	+3.309	9:34:38.541
p8	1:35.880	+29.436	9:36:14.421

Lap	Lap Tm	Diff	Time of Day
(55) Karolis Doleba			
1	1:20.436	+12.852	9:26:08.046
2	1:07.864	+0.280	9:27:15.910
3	1:08.148	+0.564	9:28:24.058
4	1:08.783	+1.199	9:29:32.841
5	1:08.872	+1.288	9:30:41.713
6	1:09.061	+1.477	9:31:50.774
7	1:07.584		9:32:58.358
8	1:08.670	+1.086	9:34:07.028
p9	1:32.422	+24.838	9:35:39.450
10	1:16.490	+8.906	9:36:55.940

Lap	Lap Tm	Diff	Time of Day
(91) Raido Ivalo			
1	1:27.022	+18.719	9:26:34.606
2	1:10.624	+2.321	9:27:45.230
3	1:08.303		9:28:53.533

Lap	Lap Tm	Diff	Time of Day
(89) Henri Kalmist			
1	1:27.659	+18.806	9:29:36.964
2	1:12.168	+3.315	9:30:49.132
3	1:15.613	+6.760	9:32:04.745
4	1:11.344	+2.491	9:33:16.089
5	1:10.702	+1.849	9:34:26.791
6	1:08.853		9:35:35.644
7	1:10.690	+1.837	9:36:46.334

B3 Autorent Võiduajamine 2010

Sorted on Best Lap time

BMW 325, BMW-3

Audru circuit 2,173 Km

BMW 325, BMW-3 - qualification

19.06.2010 11:45

Qualifying started at 11:45:28

Pos	No.	Name	Nat	Entrant/Race Team	Make	Best Tm	Diff	Gap	Laps	In Lap	Best Speed
BMW 325											
1	99	Indrek Nilson	EST	Erki Sport	BMW 325	1:03.178			13	7	123,822
2	81	Raimo Lang	EST	Prorex Racing	BMW 325	1:03.316	0.138	0.138	12	3	123,552
3	88	Ruve Veski	EST	M.K.E Motorsport	BMW 325	1:03.410	0.232	0.094	13	10	123,369
4	98	Keijo Kaasik	EST	Saksa Auto AMK	BMW 325	1:03.486	0.308	0.076	8	5	123,221
5	86	Urmass Koppel	EST	A2 Racing	BMW 325	1:03.622	0.444	0.136	12	4	122,957
6	82	Kristo Krinpus	EST	Prorex Racing	BMW 325	1:03.890	0.712	0.268	14	7	122,442
7	87	Peep Pihotalo	EST	A2 Racing	BMW 325	1:04.007	0.829	0.117	13	8	122,218
8	91	Raido Ivalo	EST	A2 Racing	BMW 325	1:04.195	1.017	0.188	12	8	121,860
9	84	Taavi Klooren	EST	M.K.E Motorsport	BMW 325	1:04.377	1.199	0.182	13	4	121,515
10	96	Marek Saar	EST	A2 Racing	BMW 325	1:04.940	1.762	0.563	13	8	120,462
11	95	Allan Tigane	EST	A2 Racing	BMW 325	1:05.521	2.343	0.581	11	4	119,394
12	90	Jesper Saron	EST	A2 Racing	BMW 325	1:06.203	3.025	0.682	7	3	118,164
13	89	Henri Kalmist	EST	A2 Racing	BMW 325	1:08.337	5.159	2.134	12	7	114,474

BMW-3

1	33	Robertas Kupcikas	LIT	KSK Oktanas	BMW 318	1:05.641			13	8	119,176
2	55	Karolis Doleba	LIT		BMW 318	1:05.916	0.275	0.275	10	10	118,678

B3 Autorent Võiduajamine 2010

BMW 325, BMW-3

Audru circuit 2,173 Km

BMW 325, BMW-3 - qualification

19.06.2010 11:45

Qualifying started at 11:45:28

Lap	Lap Tm	Diff	Time of Day
5	1:09.262	+0.925	11:52:28.494
6	1:08.737	+0.400	11:53:37.231
7	1:08.337		11:54:45.568
8	1:08.376	+0.039	11:55:53.944
p9	1:41.623	+33.286	11:57:35.567
10	1:17.884	+9.547	11:58:53.451
11	1:10.448	+2.111	12:00:03.899
12	1:09.674	+1.337	12:01:13.573

Lap	Lap Tm	Diff	Time of Day
-----	--------	------	-------------

Lap	Lap Tm	Diff	Time of Day
-----	--------	------	-------------

B3 Autorent Võiduajamine 2010

BMW 325, BMW-3

Audru circuit 2,173 Km

BMW 325, BMW-3 - qualification

19.06.2010 11:45

Qualifying started at 11:45:28

POLE POSITION

Standing Start

1

1

99 Indrek Nilson
1:03.178
BMW 325

2

81 Raimo Lang
1:03.316
BMW 325

2

3

88 Ruve Veski
1:03.410
BMW 325

4

98 Keijo Kaasik
1:03.486
BMW 325

3

5

86 Urmas Koppel
1:03.622
BMW 325

6

82 Kristo Krinpus
1:03.890
BMW 325

4

7

87 Peep Pihotalo
1:04.007
BMW 325

8

91 Raido Ivalo
1:04.195
BMW 325

5

9

84 Taavi Klooren
1:04.377
BMW 325

10

96 Marek Saar
1:04.940
BMW 325

6

11

95 Allan Tigane
1:05.521
BMW 325

12

33 Robertas Kupcikas
1:05.641
BMW 318

7

13

55 Karolis Doleba
1:05.916
BMW 318

14

90 Jesper Saron
1:06.203
BMW 325

8

15

89 Henri Kalmist
1:08.337
BMW 325

B3 Autorent Võiduajamine 2010

Sorted on Laps

BMW 325, BMW-3

Audru circuit 2,173 Km

BMW 325, BMW-3 1st race, 15 laps

19.06.2010 15:30

Race started at 15:33:08

Pos	No.	Name	Nat	Entrant/Race Team	Make	Laps	Total Tm	Diff	Gap	Best Tm	Best Speed
BMW 325											
1	99	Indrek Nilson	EST	Erki Sport	BMW 325	15	19:02.294			1:14.777	104,615
2	88	Ruve Veski	EST	M.K.E Motorsport	BMW 325	15	19:02.821	0.527	0.527	1:13.826	105,963
3	98	Keijo Kaasik	EST	Saksa Auto AMK	BMW 325	15	19:03.167	0.873	0.346	1:13.184	106,892
4	81	Raimo Lang	EST	Prorex Racing	BMW 325	15	19:03.578	1.284	0.411	1:14.274	105,324
5	82	Kristo Krinpus	EST	Prorex Racing	BMW 325	15	19:28.718	26.424	25.140	1:14.625	104,828
6	91	Raido Ivalo	EST	A2 Racing	BMW 325	15	19:30.414	28.120	1.696	1:16.091	102,808
7	86	Urmass Koppel	EST	A2 Racing	BMW 325	15	19:43.590	41.296	13.176	1:16.680	102,019
8	87	Peep Pihotalo	EST	A2 Racing	BMW 325	15	19:44.901	42.607	1.311	1:16.026	102,896
9	95	Allan Tigane	EST	A2 Racing	BMW 325	15	19:50.271	47.977	5.370	1:16.760	101,912
10	96	Marek Saar	EST	A2 Racing	BMW 325	15	19:51.388	49.094	1.117	1:16.876	101,759
11	90	Jesper Saron	EST	A2 Racing	BMW 325	14	19:43.075	1 Lap	1 Lap	1:21.070	96,494
12	89	Henri Kalmist	EST	A2 Racing	BMW 325	12	20:12.558	3 Laps	2 Laps	1:28.066	88,829

Not classified (75% = 12 Laps)

84	Taavi Klooren	EST	M.K.E Motorsport	BMW 325	7	10:31.667	8 Laps	5 Laps	1:16.261	102,579
----	---------------	-----	------------------	---------	---	-----------	--------	--------	----------	---------

BMW-3

1	33	Robertas Kupcikas	LIT	KSK Oktanas	BMW 318	15	19:44.205			1:16.675	102,025
2	55	Karolis Doleba	LIT		BMW 318	14	20:08.071	1 Lap	1 Lap	1:24.169	92,942

Margin of Victory	Avg. Speed	Best Lap Tm	Best Speed	Best Lap by
0.527	102,725	1:13.184	106,892	98 - Keijo Kaasik

B3 Autorent Võiduajamine 2010

BMW 325, BMW-3

Audru circuit 2,173 Km

BMW 325, BMW-3 1st race, 15 laps

19.06.2010 15:30

Race started at 15:33:08

Lap	Lap Tm	Diff	Time of Day
(99) Indrek Nilson			
1	1:19.848	+5.071	15:34:28.087
2	1:17.160	+2.383	15:35:45.247
3	1:17.226	+2.449	15:37:02.473
4	1:16.803	+2.026	15:38:19.276
5	1:16.349	+1.572	15:39:35.625
6	1:15.542	+0.765	15:40:51.167
7	1:15.919	+1.142	15:42:07.086
8	1:15.006	+0.229	15:43:22.092
9	1:15.738	+0.961	15:44:37.830
10	1:16.274	+1.497	15:45:54.104
11	1:15.662	+0.885	15:47:09.766
12	1:14.973	+0.196	15:48:24.739
13	1:14.777		15:49:39.516
14	1:14.938	+0.161	15:50:54.454
15	1:16.079	+1.302	15:52:10.533

(88) Ruve Veski			
1	1:21.036	+7.210	15:34:30.944
2	1:17.825	+3.999	15:35:48.769
3	1:17.169	+3.343	15:37:05.938
4	1:16.578	+2.752	15:38:22.516
5	1:15.913	+2.087	15:39:38.429
6	1:16.573	+2.747	15:40:55.002
7	1:15.462	+1.636	15:42:10.464
8	1:15.103	+1.277	15:43:25.567
9	1:15.436	+1.610	15:44:41.003
10	1:16.920	+3.094	15:45:57.923
11	1:16.098	+2.272	15:47:14.021
12	1:14.455	+0.629	15:48:28.476
13	1:13.826		15:49:42.302
14	1:14.732	+0.906	15:50:57.034
15	1:14.026	+0.200	15:52:11.060

(98) Keijo Kaasik			
1	1:21.459	+8.275	15:34:31.583
2	1:17.754	+4.570	15:35:49.337
3	1:17.080	+3.896	15:37:06.417
4	1:16.512	+3.328	15:38:22.929
5	1:16.064	+2.880	15:39:38.993
6	1:16.106	+2.922	15:40:55.099
7	1:15.660	+2.476	15:42:10.759
8	1:15.178	+1.994	15:43:25.937
9	1:15.366	+2.182	15:44:41.303
10	1:17.790	+4.606	15:45:59.093
11	1:14.285	+1.101	15:47:13.378
12	1:13.184		15:48:26.562
13	1:14.810	+1.626	15:49:41.372
14	1:15.914	+2.730	15:50:57.286
15	1:14.120	+0.936	15:52:11.406

(81) Raimo Lang			
1	1:20.072	+5.798	15:34:29.334
2	1:17.319	+3.045	15:35:46.653
3	1:17.264	+2.990	15:37:03.917
4	1:16.745	+2.471	15:38:20.662
5	1:16.011	+1.737	15:39:36.673
6	1:15.993	+1.719	15:40:52.666
7	1:15.339	+1.065	15:42:08.005
8	1:15.291	+1.017	15:43:23.296
9	1:15.126	+0.852	15:44:38.422
10	1:16.223	+1.949	15:45:54.645
11	1:15.401	+1.127	15:47:10.046
12	1:15.673	+1.399	15:48:25.719
13	1:15.698	+1.424	15:49:41.417

(82) Kristo Krinpus			
1	1:26.394	+11.769	15:34:37.990
2	1:19.062	+4.437	15:35:57.052
3	1:19.038	+4.413	15:37:16.090
4	1:18.384	+3.759	15:38:34.474
5	1:17.803	+3.178	15:39:52.277
6	1:19.279	+4.654	15:41:11.556
7	1:17.194	+2.569	15:42:28.750
8	1:18.113	+3.488	15:43:46.863
9	1:16.986	+2.361	15:45:03.849
10	1:16.091	+1.466	15:46:19.940
11	1:14.625		15:47:34.565
12	1:16.156	+1.531	15:48:50.721
13	1:16.135	+1.510	15:50:06.856
14	1:15.381	+0.756	15:51:22.237
15	1:14.720	+0.095	15:52:36.957

(91) Raido Ivalo			
1	1:22.411	+6.320	15:34:34.149
2	1:17.142	+1.051	15:35:51.291
3	1:18.888	+2.797	15:37:10.179
4	1:18.790	+2.699	15:38:28.969
5	1:19.293	+3.202	15:39:48.262
6	1:17.492	+1.401	15:41:05.754
7	1:17.112	+1.021	15:42:22.866
8	1:16.686	+0.595	15:43:39.552
9	1:16.894	+0.803	15:44:56.446
10	1:17.525	+1.434	15:46:13.971
11	1:17.030	+0.939	15:47:31.001
12	1:17.648	+1.557	15:48:48.649
13	1:17.710	+1.619	15:50:06.359
14	1:16.203	+0.112	15:51:22.562
15	1:16.091		15:52:38.653

(86) Urmas Koppel			
1	1:22.883	+6.203	15:34:33.954
2	1:19.578	+2.898	15:35:53.532
3	1:21.171	+4.491	15:37:14.703
4	1:19.040	+2.360	15:38:33.743
5	1:18.062	+1.382	15:39:51.805
6	1:18.857	+2.177	15:41:10.662
7	1:18.818	+2.138	15:42:29.480
8	1:18.812	+2.132	15:43:48.292
9	1:18.018	+1.338	15:45:06.310
10	1:16.680		15:46:22.990
11	1:17.488	+0.808	15:47:40.478
12	1:16.975	+0.295	15:48:57.453
13	1:19.587	+2.907	15:50:17.040
14	1:17.539	+0.859	15:51:34.579
15	1:17.250	+0.570	15:52:51.829

(33) Robertas Kupcikas			
1	1:25.532	+8.857	15:34:38.574
2	1:19.725	+3.050	15:35:58.299
3	1:19.352	+2.677	15:37:17.651
4	1:18.718	+2.043	15:38:36.369
5	1:18.959	+2.284	15:39:55.328
6	1:18.611	+1.936	15:41:13.939
7	1:19.756	+3.081	15:42:33.695
8	1:17.717	+1.042	15:43:51.412
9	1:17.377	+0.702	15:45:08.789
10	1:17.403	+0.728	15:46:26.192
11	1:16.675		15:47:42.867

(87) Peep Pihotalo			
1	1:33.030	+17.004	15:34:44.795
2	1:20.888	+4.862	15:36:05.683
3	1:18.629	+2.603	15:37:24.312
4	1:18.299	+2.273	15:38:42.611
5	1:16.973	+0.947	15:39:59.584
6	1:16.572	+0.546	15:41:16.156
7	1:18.098	+2.072	15:42:34.254
8	1:19.332	+3.306	15:43:53.586
9	1:17.963	+1.937	15:45:11.549
10	1:16.026		15:46:27.575
11	1:16.419	+0.393	15:47:43.994
12	1:17.075	+1.049	15:49:01.069
13	1:18.363	+2.337	15:50:19.432
14	1:16.420	+0.394	15:51:35.852
15	1:17.288	+1.262	15:52:53.140

(95) Allan Tigane			
1	1:26.860	+10.100	15:34:39.852
2	1:20.512	+3.752	15:36:00.364
3	1:19.279	+2.519	15:37:19.643
4	1:19.243	+2.483	15:38:38.886
5	1:18.253	+1.493	15:39:57.139
6	1:17.674	+0.914	15:41:14.813
7	1:20.451	+3.691	15:42:35.264
8	1:18.922	+2.162	15:43:54.186
9	1:18.953	+2.193	15:45:13.139
10	1:19.262	+2.502	15:46:32.401
11	1:16.764	+0.004	15:47:49.165
12	1:17.385	+0.625	15:49:06.550
13	1:16.760		15:50:23.310
14	1:17.163	+0.403	15:51:40.473
15	1:18.037	+1.277	15:52:58.510

(96) Marek Saar			
1	1:23.830	+6.954	15:34:36.635
2	1:19.599	+2.723	15:35:56.234
3	1:19.122	+2.246	15:37:15.356
4	1:20.634	+3.758	15:38:35.990
5	1:18.698	+1.822	15:39:54.688
6	1:18.391	+1.515	15:41:13.079
7	1:19.761	+2.885	15:42:32.840
8	1:20.387	+3.511	15:43:53.227
9	1:18.785	+1.909	15:45:12.012
10	1:19.115	+2.239	15:46:31.127
11	1:17.293	+0.417	15:47:48.420
12	1:16.876		15:49:05.296
13	1:17.528	+0.652	15:50:22.824
14	1:17.022	+0.146	15:51:39.846
15	1:19.781	+2.905	15:52:59.627

(90) Jesper Saron			
1	1:28.117	+7.047	15:34:42.517
2	1:24.379	+3.309	15:36:06.896
3	1:24.807	+3.737	15:37:31.703
4	1:23.956	+2.886	15:38:55.659
5	1:25.285	+4.215	15:40:20.944
6	1:24.114	+3.044	15:41:45.058
7	1:23.636	+2.566	15:43:08.694
8	1:23.104	+2.034	15:44:31.798
9	1:27.134	+6.064	15:45:58.932

B3 Autorent Võiduajamine 2010

Lapchart


BMW 325, BMW-3

Audru circuit 2,173 Km

BMW 325, BMW-3 1st race, 15 laps

19.06.2010 15:30

Race started at 15:33:08



Competitors

Laps

	0	1	2	3	4	5	6	7	8	9	10	11	12	13	14	15
Indrek Nilson (99)	1	99	99	99	99	99	99	99	99	99	99	99	99	99	99	99
Raimo Lang (81)	2	81	81	81	81	81	81	81	81	81	81	81	81	98	88	88
Ruve Veski (88)	3	88	88	88	88	88	88	88	88	88	88	98	98	81	98	98
Keijo Kaasik (98)	4	98	98	98	98	98	98	98	98	98	98	88	88	88	81	81
Urmas Koppel (86)	5	86	86	91	91	91	91	91	91	91	91	91	91	91	82	82
Kristo Krinpus (82)	6	82	91	86	86	86	86	82	82	82	82	82	82	82	91	91
Raido Ivalo (91)	7	91	84	84	96	82	82	86	86	86	86	86	86	86	86	86
Peep Pihotalo (87)	8	87	96	96	82	96	96	96	33	33	33	33	33	33	33	33
Taavi Klooren (84)	9	84	82	82	33	33	33	33	96	87	87	87	87	87	87	87
Marek Saar (96)	10	96	33	33	95	95	95	95	87	87	96	96	96	96	96	95
Allan Tigane (95)	11	95	95	95	87	87	87	87	95	95	95	95	95	95	95	96
Robertas Kupcikas (33)	12	33	55	55	55	55	90	90	90	90	90	90	90	90	90	90
Karolis Doleba (55)	13	55	90	87	90	90	90	55	55	55	55	55	55	55	55	55
Jesper Saron (90)	14	90	87	90	84	84	84	84	84	89	89	89	89	89		
Henri Kalmist (89)	15	89	89	89	89	89	89	89	89							

B3 Autorent Võiduajamine 2010

Sorted on Laps

BMW 325, BMW-3

Audru circuit 2,173 Km

BMW 325, BMW-3 2nd race, 15 laps

19.06.2010 18:50

Race (15 Laps) started at 18:52:34

Pos	No.	Name	Nat	Entrant/Race Team	Make	Laps	Total Tm	Diff	Gap	Best Tm	Best Speed
BMW 325											
1	88	Ruve Veski	EST	M.K.E Motorsport	BMW 325	15	18:31.371			1:12.857	107,372
2	81	Raimo Lang	EST	Prorex Racing	BMW 325	15	18:32.055	0.684	0.684	1:12.104	108,493
3	98	Keijo Kaasik	EST	Saksa Auto AMK	BMW 325	15	18:32.810	1.439	0.755	1:12.514	107,880
4	82	Kristo Krinpus	EST	Prorex Racing	BMW 325	15	18:57.133	25.762	24.323	1:13.860	105,914
5	99	Indrek Nilson	EST	Erki Sport	BMW 325	15	19:16.650	45.279	19.517	1:13.601	106,287
6	84	Taavi Klooren	EST	M.K.E Motorsport	BMW 325	15	19:26.749	55.378	10.099	1:15.757	103,262
7	95	Allan Tigane	EST	A2 Racing	BMW 325	15	19:44.613	:13.242	17.864	1:15.900	103,067
8	96	Marek Saar	EST	A2 Racing	BMW 325	14	19:00.466	1 Lap	1 Lap	1:16.761	101,911
9	90	Jesper Saron	EST	A2 Racing	BMW 325	14	20:12.202	1 Lap	11.736	1:22.188	95,182
10	89	Henri Kalmist	EST	A2 Racing	BMW 325	13	19:30.117	2 Laps	1 Lap	1:25.828	91,145

Not classified (75% = 12 Laps)

86	Urmass Koppel	EST	A2 Racing	BMW 325	9	11:51.800	6 Laps	4 Laps	1:16.700	101,992
91	Raido Ivalo	EST	A2 Racing	BMW 325	6	7:57.509	9 Laps	3 Laps	1:15.770	103,244
87	Peep Pihotalo	EST	A2 Racing	BMW 325	3	4:00.093	12 Laps	3 Laps	1:18.400	99,781

BMW-3

1	33	Robertas Kupcikas	LIT	KSK Oktanas	BMW 318	14	18:39.728			1:17.488	100,955
2	55	Karolis Doleba	LIT		BMW 318	13	19:08.765	1 Lap	1 Lap	1:23.963	93,170

Announcements

Nr. 55 Karolis Doleba, Nr. 90 Jesper Saron, Nr. 99 Indrek Nilson - false start + 30 sek

Margin of Victory	Avg. Speed	Best Lap Tm	Best Speed	Best Lap by
0.684	105,583	1:12.104	108,493	81 - Raimo Lang

<http://www.autosport.ee>

<http://autosport.mylaps.com>

Orbits

Chief Steward of the meeting: Avo Elme

Clerc of the Course: Raul Koov

Chief Timekeeper: Asper Leppik

Printed: 19.06.2010 20:07:09

EAL TIMING

MYLAPS
SPORTS TIMING

B3 Autorent Võiduajamine 2010

BMW 325, BMW-3

Audru circuit 2,173 Km

BMW 325, BMW-3 2nd race, 15 laps

19.06.2010 18:50

Race (15 Laps) started at 18:52:34

Lap	Lap Tm	Diff	Time of Day
(88) Ruve Veski			
1	1:17.570	+4.713	18:53:52.692
2	1:14.987	+2.130	18:55:07.679
3	1:14.839	+1.982	18:56:22.518
4	1:14.634	+1.777	18:57:37.152
5	1:13.388	+0.531	18:58:50.540
6	1:14.338	+1.481	19:00:04.878
7	1:13.341	+0.484	19:01:18.219
8	1:13.920	+1.063	19:02:32.139
9	1:14.008	+1.151	19:03:46.147
10	1:13.052	+0.195	19:04:59.199
11	1:13.176	+0.319	19:06:12.375
12	1:12.857		19:07:25.232
13	1:12.871	+0.014	19:08:38.103
14	1:13.257	+0.400	19:09:51.360
15	1:14.681	+1.824	19:11:06.041

Lap	Lap Tm	Diff	Time of Day
(81) Raimo Lang			
1	1:17.989	+5.885	18:53:53.457
2	1:15.324	+3.220	18:55:08.781
3	1:14.561	+2.457	18:56:23.342
4	1:14.250	+2.146	18:57:37.592
5	1:14.112	+2.008	18:58:51.704
6	1:13.461	+1.357	19:00:05.165
7	1:13.847	+1.743	19:01:19.012
8	1:13.904	+1.800	19:02:32.916
9	1:13.793	+1.689	19:03:46.709
10	1:13.201	+1.097	19:04:59.910
11	1:13.438	+1.334	19:06:13.348
12	1:12.104		19:07:25.452
13	1:12.871	+0.767	19:08:38.323
14	1:13.377	+1.273	19:09:51.700
15	1:15.025	+2.921	19:11:06.725

Lap	Lap Tm	Diff	Time of Day
(98) Keijo Kaasik			
1	1:18.424	+5.910	18:53:53.094
2	1:15.297	+2.783	18:55:08.391
3	1:14.585	+2.071	18:56:22.976
4	1:14.389	+1.875	18:57:37.365
5	1:13.487	+0.973	18:58:50.852
6	1:14.292	+1.778	19:00:05.144
7	1:13.793	+1.279	19:01:18.937
8	1:13.812	+1.298	19:02:32.749
9	1:13.576	+1.062	19:03:46.325
10	1:13.101	+0.587	19:04:59.426
11	1:14.113	+1.599	19:06:13.539
12	1:12.514		19:07:26.053
13	1:12.804	+0.290	19:08:38.857
14	1:13.172	+0.658	19:09:52.029
15	1:15.451	+2.937	19:11:07.480

Lap	Lap Tm	Diff	Time of Day
(82) Kristo Krinpus			
1	1:19.857	+5.997	18:53:56.318
2	1:15.819	+1.959	18:55:12.137
3	1:15.389	+1.529	18:56:27.526
4	1:15.147	+1.287	18:57:42.673
5	1:15.589	+1.729	18:58:58.262
6	1:15.088	+1.228	19:00:13.350
7	1:15.821	+1.961	19:01:29.171
8	1:13.860		19:02:43.031
9	1:18.439	+4.579	19:04:01.470
10	1:14.552	+0.692	19:05:16.022
11	1:14.945	+1.085	19:06:30.967
12	1:15.581	+1.721	19:07:46.548
13	1:14.877	+1.017	19:09:01.425

Lap	Lap Tm	Diff	Time of Day
14	1:15.156	+1.296	19:10:16.581
15	1:15.222	+1.362	19:11:31.803
(99) Indrek Nilson			
1	1:19.045	+5.444	18:53:55.185
2	1:15.263	+1.662	18:55:10.448
3	1:15.055	+1.454	18:56:25.503
4	1:14.182	+0.581	18:57:39.685
5	1:14.897	+1.296	18:58:54.582
6	1:15.828	+2.227	19:00:10.410
7	1:13.601		19:01:24.011
8	1:16.169	+2.568	19:02:40.180
9	1:13.911	+0.310	19:03:54.091
10	1:14.285	+0.684	19:05:08.376
11	1:14.869	+1.268	19:06:23.245
12	1:15.514	+1.913	19:07:38.759
13	1:13.774	+0.173	19:08:52.533
14	1:14.163	+0.562	19:10:06.696
15	1:14.624	+1.023	19:11:21.320

Lap	Lap Tm	Diff	Time of Day
(84) Taavi Klooren			
1	1:20.095	+4.338	18:53:58.254
2	1:19.597	+3.840	18:55:17.851
3	1:17.740	+1.983	18:56:35.591
4	1:21.636	+5.879	18:57:57.227
5	1:17.416	+1.659	18:59:14.643
6	1:16.886	+1.129	19:00:31.529
7	1:15.876	+0.119	19:01:47.405
8	1:18.068	+2.311	19:03:05.473
9	1:15.757		19:04:21.230
10	1:16.101	+0.344	19:05:37.331
11	1:17.985	+2.228	19:06:55.316
12	1:16.231	+0.474	19:08:11.547
13	1:16.005	+0.248	19:09:27.552
14	1:16.564	+0.807	19:10:44.116
15	1:17.303	+1.546	19:12:01.419

Lap	Lap Tm	Diff	Time of Day
(95) Allan Tigane			
1	1:24.001	+8.101	18:54:02.426
2	1:19.197	+3.297	18:55:21.623
3	1:18.498	+2.598	18:56:40.121
4	1:17.424	+1.524	18:57:57.545
5	1:17.750	+1.850	18:59:15.295
6	1:17.564	+1.664	19:00:32.859
7	1:18.759	+2.859	19:01:51.618
8	1:15.900		19:03:07.518
9	1:17.397	+1.497	19:04:24.915
10	1:21.233	+5.333	19:05:46.148
11	1:19.250	+3.350	19:07:05.398
12	1:18.398	+2.498	19:08:23.796
13	1:20.839	+4.939	19:09:44.635
14	1:16.995	+1.095	19:11:01.630
15	1:17.653	+1.753	19:12:19.283

Lap	Lap Tm	Diff	Time of Day
(33) Robertas Kupcikas			
1	1:22.996	+5.508	18:54:00.616
2	1:18.519	+1.031	18:55:19.135
3	1:18.253	+0.765	18:56:37.388
4	1:17.959	+0.471	18:57:55.347
5	1:17.504	+0.016	18:59:12.851
6	1:18.252	+0.764	19:00:31.103
7	1:28.151	+10.663	19:01:59.254
8	1:19.585	+2.097	19:03:18.839
9	1:20.230	+2.742	19:04:39.069
10	1:20.137	+2.649	19:05:59.206
11	1:18.995	+1.507	19:07:18.201

Lap	Lap Tm	Diff	Time of Day
12	1:18.219	+0.731	19:08:36.420
13	1:20.490	+3.002	19:09:56.910
14	1:17.488		19:11:14.398

Lap	Lap Tm	Diff	Time of Day
(96) Marek Saar			
1	1:20.077	+3.316	18:53:59.288
2	1:19.251	+2.490	18:55:18.539
3	1:17.937	+1.176	18:56:36.476
4	1:17.808	+1.047	18:57:54.284
5	1:17.806	+1.045	18:59:12.090
6	1:18.156	+1.395	19:00:30.246
7	1:16.761		19:01:47.007
8	1:18.901	+2.140	19:03:05.908
9	1:18.222	+1.461	19:04:24.130
10	1:16.752	+39.991	19:06:20.882
11	1:18.867	+2.106	19:07:39.749
12	1:17.782	+1.021	19:08:57.531
13	1:18.806	+2.045	19:10:16.337
14	1:18.799	+2.038	19:11:35.136

Lap	Lap Tm	Diff	Time of Day
(90) Jesper Saron			
1	1:27.692	+5.504	18:54:07.099
2	1:26.174	+3.986	18:55:33.273
3	1:22.540	+0.352	18:56:55.813
4	1:23.792	+1.604	18:58:19.605
5	1:22.188		18:59:41.793
6	1:22.596	+0.408	19:01:04.389
7	1:22.644	+0.456	19:02:27.033
8	1:23.787	+1.599	19:03:50.820
9	1:24.788	+2.600	19:05:15.608
10	1:24.409	+2.221	19:06:40.017
11	1:24.193	+2.005	19:08:04.210
12	1:22.291	+0.103	19:09:26.501
13	1:25.475	+3.287	19:10:51.976
14	1:24.896	+2.708	19:12:16.872

Lap	Lap Tm	Diff	Time of Day
(55) Karolis Doleba			
1	1:26.581	+2.618	18:54:06.087
2	1:25.741	+1.778	18:55:31.828
3	1:27.024	+3.061	18:56:58.852
4	1:23.963		18:58:22.815
5	1:24.662	+0.699	18:59:47.477
6	1:25.195	+1.232	19:01:12.672
7	1:27.716	+3.753	19:02:40.388
8	1:26.449	+2.486	19:04:06.837
9	1:24.119	+0.156	19:05:30.956
10	1:25.859	+1.896	19:06:56.815
11	1:24.619	+0.656	19:08:21.434
12	1:26.220	+2.257	19:09:47.654
13	1:25.781	+1.818	19:11:13.435

Lap	Lap Tm	Diff	Time of Day
(89) Henri Kalmist			
1	1:29.797	+3.969	18:54:10.062
2	1:27.841	+2.013	18:55:37.903
3	1:29.912	+4.084	18:57:07.815
4	1:32.427	+6.599	18:58:40.242
5	1:34.151	+8.323	19:00:14.393
6	1:28.960	+3.132	19:01:43.353
7	1:32.817	+6.989	19:03:16.170
8	1:28.464	+2.636	19:04:44.634
9	1:30.589	+4.761	19:06:15.223
10	1:28.338	+2.510	19:07:43.561
11	1:27.160	+1.332	19:09:10.721
12	1:25.828		19:10:36.549
13	1:28.238	+2.410	19:12:04.787

B3 Autorent Võiduajamine 2010

Lapchart


BMW 325, BMW-3

Audru circuit 2,173 Km

BMW 325, BMW-3 2nd race, 15 laps

19.06.2010 18:50

Race (15 Laps) started at 18:52:34



Competitors

	Laps																
	0	1	2	3	4	5	6	7	8	9	10	11	12	13	14	15	
Keijo Kaasik (98)	1	98	88	88	88	88	88	88	88	88	88	88	88	88	88	88	88
Ruve Veski (88)	2	88	98	98	98	98	98	98	98	98	98	81	81	81	81	81	81
Raimo Lang (81)	3	81	81	81	81	81	81	81	81	81	81	98	98	98	98	98	98
Indrek Nilson (99)	4	99	99	99	99	99	99	99	99	99	99	99	99	99	99	99	99
Kristo Krinpus (82)	5	82	82	82	82	82	82	82	82	82	82	82	82	82	82	82	82
Raido Ivalo (91)	6	91	87	87	87	91	91	96	96	84	84	84	84	84	84	84	84
Peep Pihotalo (87)	7	87	84	91	91	96	96	33	84	96	96	95	95	95	95	95	95
Robertas Kupcikas (33)	8	33	91	84	84	33	33	84	95	95	95	33	33	33	33	33	33
Taavi Klooren (84)	9	84	96	96	96	86	86	91	86	86	86	96	96	96	96	96	96
Allan Tigane (95)	10	95	33	33	33	84	84	86	33	33	33	90	90	90	90	90	90
Urmas Koppel (86)	11	86	86	86	86	95	95	95	90	90	90	55	55	55	55	55	55
Marek Saar (96)	12	96	95	95	95	90	90	90	55	55	55	89	89	89	89	89	89
Jesper Saron (90)	13	90	55	55	90	55	55	55	89	89	89						
Karolis Doleba (55)	14	55	90	90	55	89	89	89									
Henri Kalmist (89)	15	89	89	89	89												

BMW 325 Cup EMV autoringrada 2010

2010

Pos	No.	Name	Total	Diff	Gap	#1			#2			#3		
						R1	R2	Total	R1	R2	Total	R1	R2	Total
1	82	Kristo Krinpus	117	0	0	20	18	38	25	28	53	12	14	26
2	88	Ruve Veski	95	22	22	25	25	50	0	0	0	20	25	45
3	99	Indrek Nilson	86	31	9	14	0	14	14	20	34	26	12	38
4	81	Raimo Lang	78	39	8	2	6	8	20	16	36	14	20	34
5	87	Peep Pihotalo	65	52	13	16	21	37	10	12	22	6	0	6
6	98	Keijo Kaasik	62	55	3	3	0	3	12	14	26	17	16	33
7	91	Raido Ivalo	60	57	2	10	14	24	16	10	26	10	0	10
8	96	Marek Saar	47	70	13	12	10	22	8	8	16	3	6	9
9	86	Urmas Koppel	34	83	13	8	12	20	0	6	6	8	0	8
10	84	Taavi Klooren	28	89	6	0	8	8	6	4	10	0	10	10
11	95	Allan Tigane	22	95	6	6	4	10	x	x	x	4	8	12
12	90	Jesper Saron	13	104	9	4	3	7	x	x	x	2	4	6
13	89	Henri Kalmist	4	113	9	x	x	x	x	x	x	1	3	4

Event Legend

#1	2.05.2010	EMV I etapp autoringrajavõidusõidus - Bikemieki.	#3	19.06.2010	EMV II etapp autoringrajavõidusõidus - Audru, E
#2	30.05.2010	EMV II etapp autoringrajavõidusõidus - Kacergine			