

## Klaperjaht 2014

Sorted on Laps


ATV, Enduro

Jaanikese Motokeskus, Estonia 3,500 km

Võistlussõit - 3 tundi

10.08.2014 09:00

Race started at 9:40:17



Pos	No.	Name	Class	Nat	Laps	Total Tm	Diff	Best Tm	Avg. Speed	Make
1	18	Andrei MIRONCHIK	ATV	RUS	14	3:05:05.145		9:22.794	15,885	YAMAHA GRIZZLY 700
2	36	Mindaugas LELYS	ATV	LTU	14	3:09:17.506	4:12.361	10:29.976	15,532	YAMAHA GRIZZLY
3	15	Nikolay NOVIKOV	ATV	RUS	14	3:19:19.343	14:14.198	11:00.642	14,750	YAMAHA GRIZZLY 700
4	16	Andrei NOVIKOV	ATV	RUS	14	3:19:24.520	14:19.375	11:04.085	14,744	YAMAHA GRIZZLY 700
5	50	Tiit TOMP	Enduro	EST	13	3:09:05.291	1 Lap	8:16.335	14,438	KTM
6	31	Raido VÄLK	ATV	EST	13	3:17:12.636	1 Lap	11:51.715	13,843	CAN-AM OUTLANDER 1000
7	48	Sander LUIGA	Enduro	EST	12	3:05:09.613	2 Laps	8:25.465	13,610	KTM
8	97	Martin KOHV	Enduro	EST	12	3:12:23.505	2 Laps	9:11.287	13,098	KTM
9	99	Martin VALL	ATV	EST	12	3:14:42.075	2 Laps	10:51.612	12,943	
10	89	Krister KÕKS	Enduro	EST	11	3:05:42.744	3 Laps	10:04.620	12,439	KTM
11	27	Martin ROOS	ATV	EST	11	3:12:10.978	3 Laps	13:09.334	12,020	CAN-AM OUTLANDER 1000 XT
12	5	Aleksey TUZOV	ATV	RUS	10	3:11:18.608	4 Laps	13:35.308	10,977	SUZUKI 750
13	6	Aleksey ROSHEKTAEV	ATV	RUS	10	3:11:22.186	4 Laps	13:35.722	10,974	SUZUKI 750
14	45	Peeter ROOS	Enduro	EST	10	3:11:26.846	4 Laps	9:39.752	10,969	HUSABERG
15	4	Mihhail KONSOVSKY	ATV	RUS	10	3:17:00.724	4 Laps	16:17.800	10,659	YAMAHA GRIZZLY 700
16	3	Julia KONSOVSKAYA	ATV	RUS	10	3:17:07.024	4 Laps	16:21.198	10,654	YAMAHA GRIZZLY 700
17	40	Kaido KÜNNAPUU	ATV	EST	10	3:23:33.218	4 Laps	15:45.087	10,317	CAN-AM XXC 800
18	35	Peep JUUST	ATV	EST	10	3:33:41.897	4 Laps	13:22.877	9,827	SUZUKI EIGER
19	25	Hendrik LAUR	ATV	EST	9	2:04:22.237	5 Laps	10:37.249	15,197	SUZUKI KINGQUAD 700
20	33	Raul LIIVAMAA	ATV	EST	9	2:57:13.241	5 Laps	15:54.345	10,665	SUZUKI KINGQUAD
21	44	Ott SAMOILOV	Enduro	EST	9	3:12:24.588	5 Laps	9:40.000	9,823	HUSABERG
22	84	Riho KEVVAI	ATV	EST	9	3:15:04.188	5 Laps	17:28.745	9,689	
23	2	Aleksandr SHAPOTSKIN	ATV	RUS	9	3:17:04.136	5 Laps	11:06.534	9,591	YAMAHA GRIZZLY 700
24	81	Raivo KAARNA	ATV	EST	9	3:25:07.898	5 Laps	12:55.619	9,214	KAWASAKI BRUTE FORCE
25	49	Marek KÄST	Enduro	EST	8	3:10:11.592	6 Laps	11:32.667	8,833	KTM
26	58	Martin ROOS	Enduro	EST	8	3:14:30.642	6 Laps	12:41.450	8,637	HUSABERG
27	7	Aleksey LUTSAEV	ATV	RUS	8	3:15:50.279	6 Laps	18:53.247	8,579	YAMAHA GRIZZLY 700

www.klaperjaht.ee

Orbits

Võistluse peakorraldaja: Vaiko Püttsepp

Võistluse juht: Jaan Villak

Võistluse ajamõõtja: Asper Leppik Tulemused ja ringiajad: www.mylaps.ee

Printed: 11.08.2014 15:39:56



## Klaperjaht 2014

Sorted on Laps


ATV, Enduro

Jaanikese Motokeskus, Estonia 3,500 km

Võistlussõit - 3 tundi

10.08.2014 09:00

Race started at 9:40:17



Pos	No.	Name	Class	Nat	Laps	Total Tm	Diff	Best Tm	Avg. Speed	Make
28	8	Andrey LUTSAEV	ATV	RUS	8	3:15:55.319	6 Laps	18:57.064	8,575	YAMAHA GRIZZLY 700
29	17	Ilja GOLUBTSIK	ATV	RUS	8	3:17:43.352	6 Laps	18:28.926	8,497	SUZUKI 750
30	22	Agris KARKLINS	ATV	LAT	8	3:19:22.274	6 Laps	18:03.108	8,426	HONDA RINCON 680
31	98	Agris JANSONS	ATV	LAT	8	3:19:33.301	6 Laps	18:03.544	8,419	HONDA RINCON 650
32	32	Tanel VALK	ATV	EST	7	3:06:22.352	7 Laps	17:49.445	7,887	CAN-AM OUTLANDER
33	92	Juss WASSAR	ATV	EST	7	3:07:46.510	7 Laps	17:24.616	7,829	
34	87	Herko TASA	Enduro	EST	7	3:09:59.230	7 Laps	13:51.338	7,737	GASGAS
35	30	Ingo INGVER	ATV	EST	7	3:18:17.751	7 Laps	19:33.402	7,413	CAN-AM RENEGADE
36	82	Aarne SAAR	ATV	EST	7	3:25:35.055	7 Laps	18:04.236	7,150	CAN-AM X
37	28	Marek GOLD	ATV	EST	6	1:37:57.682	8 Laps	13:49.201	12,862	CAN-AM OUTLANDER 1000
38	46	Jüri KOMMER	Enduro	EST	6	2:11:02.478	8 Laps	10:57.948	9,615	YAMAHA
39	88	Andres TIMMUSK	ATV	EST	6	2:18:33.555	8 Laps	13:29.002	9,094	CAN-AM RENEGADE 800
40	80	Rihardsa ENNITIS	ATV	LAT	6	2:31:31.910	8 Laps	15:40.407	8,315	YAMAHA GRIZZLY 700
41	39	Martin TAMM	ATV	EST	6	2:42:22.841	8 Laps	17:08.884	7,760	KAWASAKI BRUTE FORCE 750
42	86	Meelis TOODING	Enduro	EST	6	3:08:33.537	8 Laps	12:06.310	6,682	KTM
43	29	Panu SIHVONEN	ATV	FIN	5	2:15:49.431	9 Laps	10:43.894	7,731	CAN-AM OUTLANDER 650
44	100	Rain JANSEN	ATV	EST	5	2:39:58.950	9 Laps	18:03.476	6,563	YAMAHA GRIZZLY
45	24	Sami SALOMAA	ATV	FIN	5	3:22:31.967	9 Laps	30:34.691	5,184	YAMAHA GRIZZLY
46	21	Markku ALIPIRJELÄ	ATV	FIN	4	1:17:28.434	10 Laps	16:48.438	10,842	YAMAHA GRIZZLY 700
47	60	Rauno BERESNJOV	ATV	EST	4	1:57:05.791	10 Laps	17:34.600	7,174	
48	37	Arvo KALJAPULK	ATV	EST	4	2:28:53.470	10 Laps	29:38.834	5,642	SUZUKI KINGQUAD 750
49	43	Arli AUTOR	Enduro	EST	4	2:48:10.323	10 Laps	18:35.717	4,995	HUSABERG
50	41	Mikko VIITANEN	Enduro	FIN	4	3:07:21.243	10 Laps	12:41.447	4,483	KTM
51	1	Sergey SHELENKOV	ATV	RUS	3	1:18:52.626	11 Laps	16:02.679	7,987	YAMAHA GRIZZLY 700
52	47	Eiko HAABU	Enduro	EST	3	1:57:56.691	11 Laps	14:12.314	5,341	HONDA
53	83	Martin POLIKARPUS	ATV	EST	3	2:05:23.128	11 Laps	20:53.698	5,025	CAN-AM RENEGADE XXC
54	59	Ragnar KÖLLAMETS	Enduro	EST	3	3:06:57.663	11 Laps	25:22.396	3,370	KTM

www.klaperjaht.ee

Võistluse peakorraldaja: Vaiko Püttsepp

Võistluse juht: Jaan Villak

Võistluse ajamõõtja: Asper Leppik Tulemused ja ringiajad: www.mylaps.ee

Printed: 11.08.2014 15:39:56

Orbits



## Klaperjaht 2014

Sorted on Laps

ATV, Enduro

Jaanikese Motokeskus, Estonia 3,500 km

Võistlussõit - 3 tundi

10.08.2014 09:00

Race started at 9:40:17

Pos	No.	Name	Class	Nat	Laps	Total Tm	Diff	Best Tm	Avg. Speed	Make
55	9	<b>Denis SUBIN</b>	ATV	RUS	<b>2</b>	57:08.862	12 Laps	25:07.366	7,349	<b>KAWASAKI BRUTE FORCE 750</b>
56	10	<b>Ilja SUBIN</b>	ATV	RUS	<b>2</b>	59:00.850	12 Laps	25:41.335	7,117	<b>KAWASAKI BRUTE FORCE 750</b>
57	91	<b>Romet RAND</b>	ATV	EST	<b>2</b>	1:07:45.131	12 Laps	30:17.883	6,199	
58	42	<b>Janne RAUTIO</b>	Enduro	EST	<b>1</b>	1:11:31.140	13 Laps	13:35.129	2,936	<b>KTM</b>
59	34	<b>Kaido VAHTRAMÄE</b>	ATV	EST		47.536	14 Laps	-	-	<b>SUZUKI KINGQUAD</b>
60	93	<b>Risto NÄRVÄ / Niko VAITTINEN</b>	UTV	FIN		1:48.582	14 Laps	-	-	<b>KOTA RZR</b>

## Klaperjaht 2014

Sorted on Laps


ATV, Enduro

Jaanikese Motokeskus, Estonia 3,500 km

Võistlussõit - 3 tundi

10.08.2014 09:00

Race started at 9:40:17



Pos	No.	Name	Class	Nat	Laps	Total Tm	Diff	Best Tm	Avg. Speed	Make
ATV										
1	18	Andrei MIRONCHIK	ATV	RUS	14	3:05:05.145		9:22.794	15,885	YAMAHA GRIZZLY 700
2	36	Mindaugas LELYS	ATV	LTU	14	3:09:17.506	4:12.361	10:29.976	15,532	YAMAHA GRIZZLY
3	15	Nikolay NOVIKOV	ATV	RUS	14	3:19:19.343	14:14.198	11:00.642	14,750	YAMAHA GRIZZLY 700
4	16	Andrei NOVIKOV	ATV	RUS	14	3:19:24.520	14:19.375	11:04.085	14,744	YAMAHA GRIZZLY 700
5	31	Raido VÄLK	ATV	EST	13	3:17:12.636	1 Lap	11:51.715	13,843	CAN-AM OUTLANDER 1000
6	99	Martin VALL	ATV	EST	12	3:14:42.075	2 Laps	10:51.612	12,943	
7	27	Martin ROOS	ATV	EST	11	3:12:10.978	3 Laps	13:09.334	12,020	CAN-AM OUTLANDER 1000 XT
8	5	Aleksey TUZOV	ATV	RUS	10	3:11:18.608	4 Laps	13:35.308	10,977	SUZUKI 750
9	6	Aleksey ROSHEKTAEV	ATV	RUS	10	3:11:22.186	4 Laps	13:35.722	10,974	SUZUKI 750
10	4	Mihhail KONSOVSKY	ATV	RUS	10	3:17:00.724	4 Laps	16:17.800	10,659	YAMAHA GRIZZLY 700
11	3	Julia KONSOVSKAYA	ATV	RUS	10	3:17:07.024	4 Laps	16:21.198	10,654	YAMAHA GRIZZLY 700
12	40	Kaido KÜNNAPUU	ATV	EST	10	3:23:33.218	4 Laps	15:45.087	10,317	CAN-AM XXC 800
13	35	Peep JUUST	ATV	EST	10	3:33:41.897	4 Laps	13:22.877	9,827	SUZUKI EIGER
14	25	Hendrik LAUR	ATV	EST	9	2:04:22.237	5 Laps	10:37.249	15,197	SUZUKI KINGQUAD 700
15	33	Raul LIIVAMAA	ATV	EST	9	2:57:13.241	5 Laps	15:54.345	10,665	SUZUKI KINGQUAD
16	84	Riho KEVVAI	ATV	EST	9	3:15:04.188	5 Laps	17:28.745	9,689	
17	2	Aleksandr SHAPOTSKIN	ATV	RUS	9	3:17:04.136	5 Laps	11:06.534	9,591	YAMAHA GRIZZLY 700
18	81	Raivo KAARNA	ATV	EST	9	3:25:07.898	5 Laps	12:55.619	9,214	KAWASAKI BRUTE FORCE
19	7	Aleksey LUTSAEV	ATV	RUS	8	3:15:50.279	6 Laps	18:53.247	8,579	YAMAHA GRIZZLY 700
20	8	Andrey LUTSAEV	ATV	RUS	8	3:15:55.319	6 Laps	18:57.064	8,575	YAMAHA GRIZZLY 700
21	17	Ilja GOLUBTSIK	ATV	RUS	8	3:17:43.352	6 Laps	18:28.926	8,497	SUZUKI 750
22	22	Agris KARKLINS	ATV	LAT	8	3:19:22.274	6 Laps	18:03.108	8,426	HONDA RINCON 680
23	98	Agris JANSONS	ATV	LAT	8	3:19:33.301	6 Laps	18:03.544	8,419	HONDA RINCON 650
24	32	Tanel VALK	ATV	EST	7	3:06:22.352	7 Laps	17:49.445	7,887	CAN-AM OUTLANDER
25	92	Juss WASSAR	ATV	EST	7	3:07:46.510	7 Laps	17:24.616	7,829	

www.klaperjaht.ee

Orbits

Võistluse peakorraldaja: Vaiko Püttsepp

Võistluse juht: Jaan Villak

Võistluse ajamõõtja: Asper Leppik Tulemused ja ringiajad: www.mylaps.ee

Printed: 11.08.2014 15:40:10





## Klaperjaht 2014

Sorted on Laps


ATV, Enduro

Jaanikese Motokeskus, Estonia 3,500 km

Võistlussõit - 3 tundi

10.08.2014 09:00

Race started at 9:40:17



Pos	No.	Name	Class	Nat	Laps	Total Tm	Diff	Best Tm	Avg. Speed	Make
26	30	Ingo INGVER	ATV	EST	7	3:18:17.751	7 Laps	19:33.402	7,413	CAN-AM RENEGADE
27	82	Aarne SAAR	ATV	EST	7	3:25:35.055	7 Laps	18:04.236	7,150	CAN-AM X
28	28	Marek GOLD	ATV	EST	6	1:37:57.682	8 Laps	13:49.201	12,862	CAN-AM OUTLANDER 1000
29	88	Andres TIMMUSK	ATV	EST	6	2:18:33.555	8 Laps	13:29.002	9,094	CAN-AM RENEGADE 800
30	80	Rihardsa ENNITIS	ATV	LAT	6	2:31:31.910	8 Laps	15:40.407	8,315	YAMAHA GRIZZLY 700
31	39	Martin TAMM	ATV	EST	6	2:42:22.841	8 Laps	17:08.884	7,760	KAWASAKI BRUTE FORCE 750
32	29	Panu SIHVONEN	ATV	FIN	5	2:15:49.431	9 Laps	10:43.894	7,731	CAN-AM OUTLANDER 650
33	100	Rain JANSEN	ATV	EST	5	2:39:58.950	9 Laps	18:03.476	6,563	YAMAHA GRIZZLY
34	24	Sami SALOMAA	ATV	FIN	5	3:22:31.967	9 Laps	30:34.691	5,184	YAMAHA GRIZZLY
35	21	Markku ALIPIRJELÄ	ATV	FIN	4	1:17:28.434	10 Laps	16:48.438	10,842	YAMAHA GRIZZLY 700
36	60	Rauno BERESNJOV	ATV	EST	4	1:57:05.791	10 Laps	17:34.600	7,174	
37	37	Arvo KALJAPULK	ATV	EST	4	2:28:53.470	10 Laps	29:38.834	5,642	SUZUKI KINGQUAD 750
38	1	Sergey SHELENKOV	ATV	RUS	3	1:18:52.626	11 Laps	16:02.679	7,987	YAMAHA GRIZZLY 700
39	83	Martin POLIKARPUS	ATV	EST	3	2:05:23.128	11 Laps	20:53.698	5,025	CAN-AM RENEGADE XXC
40	9	Denis SUBIN	ATV	RUS	2	57:08.862	12 Laps	25:07.366	7,349	KAWASAKI BRUTE FORCE 750
41	10	Ilja SUBIN	ATV	RUS	2	59:00.850	12 Laps	25:41.335	7,117	KAWASAKI BRUTE FORCE 750
42	91	Romet RAND	ATV	EST	2	1:07:45.131	12 Laps	30:17.883	6,199	
43	34	Kaido VAHTRAMÄE	ATV	EST		47.536	14 Laps		-	SUZUKI KINGQUAD

Enduro

1	50	Tiit TOMP	Enduro	EST	13	3:09:05.291		8:16.335	14,438	KTM
2	48	Sander LUIGA	Enduro	EST	12	3:05:09.613	1 Lap	8:25.465	13,610	KTM
3	97	Martin KOHV	Enduro	EST	12	3:12:23.505	1 Lap	9:11.287	13,098	KTM
4	89	Krister KÕKS	Enduro	EST	11	3:05:42.744	2 Laps	10:04.620	12,439	KTM
5	45	Peeter ROOS	Enduro	EST	10	3:11:26.846	3 Laps	9:39.752	10,969	HUSABERG
6	44	Ott SAMOILOV	Enduro	EST	9	3:12:24.588	4 Laps	9:40.000	9,823	HUSABERG
7	49	Marek KÄST	Enduro	EST	8	3:10:11.592	5 Laps	11:32.667	8,833	KTM

www.klaperjaht.ee

Võistluse peakorraldaja: Vaiko Püttsepp

Võistluse juht: Jaan Villak

Võistluse ajamõõtja: Asper Leppik Tulemused ja ringiajad: www.mylaps.ee

Printed: 11.08.2014 15:40:10

Orbits

## Klaperjaht 2014

Sorted on Laps

ATV, Enduro

Jaanikese Motokeskus, Estonia 3,500 km

Võistlussõit - 3 tundi

10.08.2014 09:00

Race started at 9:40:17

Pos	No.	Name	Class	Nat	Laps	Total Tm	Diff	Best Tm	Avg. Speed	Make
8	58	<b>Martin ROOS</b>	Enduro	EST	<b>8</b>	3:14:30.642	5 Laps	12:41.450	8,637	<b>HUSABERG</b>
9	87	<b>Herko TASA</b>	Enduro	EST	<b>7</b>	3:09:59.230	6 Laps	13:51.338	7,737	<b>GASGAS</b>
10	46	<b>Jüri KOMMER</b>	Enduro	EST	<b>6</b>	2:11:02.478	7 Laps	10:57.948	9,615	<b>YAMAHA</b>
11	86	<b>Meelis TOODING</b>	Enduro	EST	<b>6</b>	3:08:33.537	7 Laps	12:06.310	6,682	<b>KTM</b>
12	43	<b>Arli AUTOR</b>	Enduro	EST	<b>4</b>	2:48:10.323	9 Laps	18:35.717	4,995	<b>HUSABERG</b>
13	41	<b>Mikko VIITANEN</b>	Enduro	FIN	<b>4</b>	3:07:21.243	9 Laps	12:41.447	4,483	<b>KTM</b>
14	47	<b>Eiko HAABU</b>	Enduro	EST	<b>3</b>	1:57:56.691	10 Laps	14:12.314	5,341	<b>HONDA</b>
15	59	<b>Ragnar KÖLLAMETS</b>	Enduro	EST	<b>3</b>	3:06:57.663	10 Laps	25:22.396	3,370	<b>KTM</b>
16	42	<b>Janne RAUTIO</b>	Enduro	EST	<b>1</b>	1:11:31.140	12 Laps	13:35.129	2,936	<b>KTM</b>

UTV

1	93	<b>Risto NÄRVÄ / Niko VAITTINEN</b>	UTV	FIN		1:48.582			-	<b>KOTA RZR</b>
---	----	-------------------------------------	-----	-----	--	----------	--	--	---	-----------------

## Klaperjaht 2014

Lapchart


ATV, Enduro

Jaanikese Motokeskus, Estonia 3,500 km

Võistlussõit - 3 tundi

10.08.2014 09:00

Race started at 9:40:17



Competitors	Laps	Laps													
		0	1	2	3	4	5	6	7	8	9	10	11	12	13
Andrei MIRONCHIK (18)	1	18	36	36	36	36	36	36	36	36	18	18	18	18	18
Mindaugas LELYS (36)	2	36	25	25	18	18	15	15	15	15	18	16	15	36	36
Andres TIMMUSK (88)	3	88	99	18	25	15	16	16	16	16	15	15	16	15	15
Hendrik LAUR (25)	4	25	15	99	15	16	18	18	18	18	16	36	36	16	16
Martin VALL (99)	5	99	16	15	16	25	25	25	25	25	25	31	31	50	50
Aleksey ROSHEKTAEV (6)	6	6	18	16	99	31	31	31	31	31	31	50	50	31	31
Aleksey TUZOV (5)	7	5	29	29	99	99	28	28	27	99	99	99	48	48	
Ilja SUBIN (10)	8	10	60	31	31	28	27	27	99	27	50	48	99	97	
Aleksandr SHAPOTSKIN (2)	9	2	28	88	27	27	99	99	50	50	48	27	97	99	
Sergey SHELENKOV (1)	10	1	27	28	28	88	35	4	33	48	27	97	89		
Andrei NOVIKOV (16)	11	16	100	27	88	81	88	3	40	33	97	89	27		
Nikolay NOVIKOV (15)	12	15	82	81	81	35	4	33	48	40	89	5			
Ilja GOLUBTSIK (17)	13	17	31	1	21	21	3	40	35	89	35	6			
Aleksey LUTSAEV (7)	14	7	88	2	4	33	81	35	4	97	5	45			
Julia KONSOVSKAYA (3)	15	3	4	4	3	40	40	81	3	35	6	4			
Andrey LUTSAEV (8)	16	8	7	3	35	4	33	48	89	4	33	3			
Mihhail KONSOVSKY (4)	17	4	8	40	33	3	50	50	97	3	40	40			
Raul LIIVAMAA (33)	18	33	3	33	40	7	48	97	6	5	4	35			
Riho KEVVAI (84)	19	84	1	21	22	8	17	46	5	6	3				
Juss WASSAR (92)	20	92	2	100	98	84	7	89	81	45	45				
Romet RAND (91)	21	91	81	82	7	6	8	6	84	84	44				
Martin ROOS (27)	22	27	80	98	8	5	5	5	45	81	84				
Marek GOLD (28)	23	28	30	22	5	22	6	22	2	2	2				
Kaido KÜNNAPUU (40)	24	40	21	7	6	98	98	98	8	44	81				
Raido VÄLK (31)	25	31	33	8	84	17	22	88	7	49					
Martin TAMM (39)	26	39	83	5	17	29	89	7	22	58					
Agris KARKLINS (22)	27	22	40	6	60	48	84	8	98	7					
Agris JANSONS (98)	28	98	98	35	2	50	46	84	17	8					
Peep JUUST (35)	29	35	22	60	1	92	97	45	44	17					
Kaido VAHTRAMÄE (34)	30	34	10	17	82	46	45	2	49	22					

www.klaperjaht.ee

Orbits

Võistluse peakorraldaja: Vaiko Püttsepp

Võistluse juht: Jaan Villak

Võistluse ajamõõtja: Asper Leppik Tulemused ja ringiajad: www.mylaps.ee

Printed: 11.08.2014 15:40:21



## Klaperjaht 2014

ATV, Enduro

Jaanikese Motokeskus, Estonia 3,500 km

Võistlussõit - 3 tundi

10.08.2014 09:00

Race started at 9:40:17

Lap	Lap Tm	Diff	Time of Day
(18) Andrei MIRONCHIK			
1	<b>13:44.924</b>	+4:22.130	9:54:04.984
2	<b>9:22.794</b>		10:03:27.778
3	<b>11:26.681</b>	+2:03.887	10:14:54.459
4	<b>13:37.756</b>	+4:14.962	10:28:32.215
5	<b>15:54.832</b>	+6:32.038	10:44:27.047
6	<b>13:05.779</b>	+3:42.985	10:57:32.826
7	<b>16:33.968</b>	+7:11.174	11:14:06.794
8	<b>11:39.424</b>	+2:16.630	11:25:46.218
9	<b>10:47.060</b>	+1:24.266	11:36:33.278
10	<b>17:08.247</b>	+7:45.453	11:53:41.525
11	<b>10:04.519</b>	+41.725	12:03:46.044
12	<b>13:34.980</b>	+4:12.186	12:17:21.024
13	<b>12:21.059</b>	+2:58.265	12:29:42.083
14	<b>15:40.346</b>	+6:17.552	12:45:22.429

Lap	Lap Tm	Diff	Time of Day
(36) Mindaugas LELYS			
1	<b>10:29.976</b>		9:50:51.755
2	<b>12:11.856</b>	+1:41.880	10:03:03.611
3	<b>11:24.812</b>	+54.836	10:14:28.423
4	<b>12:33.599</b>	+2:03.623	10:27:02.022
5	<b>12:46.643</b>	+2:16.667	10:39:48.665
6	<b>11:12.974</b>	+42.998	10:51:01.639
7	<b>11:41.864</b>	+1:11.888	11:02:43.503
8	<b>15:49.701</b>	+5:19.725	11:18:33.204
9	<b>16:41.719</b>	+6:11.743	11:35:14.923
10	<b>23:34.363</b>	+13:04.387	11:58:49.286
11	<b>10:54.010</b>	+24.034	12:09:43.296
12	<b>11:16.558</b>	+46.582	12:20:59.854
13	<b>15:59.708</b>	+5:29.732	12:36:59.562
14	<b>12:35.228</b>	+2:05.252	12:49:34.790

Lap	Lap Tm	Diff	Time of Day
(15) Nikolay NOVIKOV			
1	<b>13:21.724</b>	+2:21.082	9:53:56.646
2	<b>11:17.123</b>	+16.481	10:05:13.769
3	<b>13:12.363</b>	+2:11.721	10:18:26.132
4	<b>12:27.745</b>	+1:27.103	10:30:53.877
5	<b>11:10.512</b>	+9.870	10:42:04.389
6	<b>12:04.863</b>	+1:04.221	10:54:09.252
7	<b>13:38.846</b>	+2:38.204	11:07:48.098
8	<b>14:39.743</b>	+3:39.101	11:22:27.841
9	<b>14:27.785</b>	+3:27.143	11:36:55.626
10	<b>19:07.090</b>	+8:06.448	11:56:02.716
11	<b>11:00.642</b>		12:07:03.358
12	<b>15:17.216</b>	+4:16.574	12:22:20.574
13	<b>17:46.116</b>	+6:45.474	12:40:06.690
14	<b>19:29.937</b>	+8:29.295	12:59:36.627

Lap	Lap Tm	Diff	Time of Day
(16) Andrei NOVIKOV			
1	<b>13:23.878</b>	+2:19.793	9:53:57.613
2	<b>11:17.340</b>	+13.255	10:05:14.953
3	<b>13:12.106</b>	+2:08.021	10:18:27.059
4	<b>12:28.842</b>	+1:24.757	10:30:55.901
5	<b>11:09.453</b>	+5.368	10:42:05.354
6	<b>12:05.275</b>	+1:01.190	10:54:10.629
7	<b>13:38.680</b>	+2:34.595	11:07:49.309
8	<b>14:41.653</b>	+3:37.568	11:22:30.962
9	<b>14:25.946</b>	+3:21.861	11:36:56.908
10	<b>19:04.961</b>	+8:00.876	11:56:01.869
11	<b>11:04.085</b>		12:07:05.954
12	<b>15:17.523</b>	+4:13.438	12:22:23.477
13	<b>17:46.615</b>	+6:42.530	12:40:10.092
14	<b>19:31.712</b>	+8:27.627	12:59:41.804

Lap	Lap Tm	Diff	Time of Day
(50) Tiit TOMP			

Lap	Lap Tm	Diff	Time of Day
1	<b>13:04.403</b>	+4:48.068	10:51:18.174
2	<b>9:07.649</b>	+51.314	11:00:25.823
3	<b>9:20.161</b>	+1:03.826	11:09:45.984
4	<b>9:45.554</b>	+1:29.219	11:19:31.538
5	<b>12:00.803</b>	+3:44.468	11:31:32.341
6	<b>10:38.103</b>	+2:21.768	11:42:10.444
7	<b>10:31.413</b>	+2:15.078	11:52:41.857
8	<b>9:31.520</b>	+1:15.185	12:02:13.377
9	<b>11:00.701</b>	+2:44.366	12:13:14.078
10	<b>9:57.095</b>	+1:40.760	12:23:11.173
11	<b>8:24.367</b>	+8.032	12:31:35.540
12	<b>9:30.700</b>	+1:14.365	12:41:06.240
13	<b>8:16.335</b>		12:49:22.575

Lap	Lap Tm	Diff	Time of Day
(31) Raido VÄLK			
1	<b>19:04.338</b>	+7:12.623	10:00:01.236
2	<b>13:37.160</b>	+1:45.445	10:13:38.396
3	<b>12:22.640</b>	+30.925	10:26:01.036
4	<b>13:34.721</b>	+1:43.006	10:39:35.757
5	<b>15:09.428</b>	+3:17.713	10:54:45.185
6	<b>11:51.715</b>		11:06:36.900
7	<b>18:01.097</b>	+6:09.382	11:24:37.997
8	<b>17:04.449</b>	+5:12.734	11:41:42.446
9	<b>16:24.367</b>	+4:32.652	11:58:06.813
10	<b>18:46.656</b>	+6:54.941	12:16:53.469
11	<b>13:17.079</b>	+1:25.364	12:30:10.548
12	<b>13:21.500</b>	+1:29.785	12:43:32.048
13	<b>13:57.872</b>	+2:06.157	12:57:29.920

Lap	Lap Tm	Diff	Time of Day
(48) Sander LUIGA			
1	<b>12:26.418</b>	+4:00.953	10:50:37.959
2	<b>9:36.795</b>	+1:11.330	11:00:14.754
3	<b>10:04.768</b>	+1:39.303	11:10:19.522



## Klaperjaht 2014

ATV, Enduro

Jaanikese Motokeskus, Estonia 3,500 km

Võistlussõit - 3 tundi

10.08.2014 09:00

Race started at 9:40:17

Lap	Lap Tm	Diff	Time of Day
4	<b>9:10.258</b>	+44.793	11:19:29.780
5	<b>12:18.796</b>	+3:53.331	11:31:48.576
6	<b>10:07.348</b>	+1:41.883	11:41:55.924
7	<b>12:03.458</b>	+3:37.993	11:53:59.382
8	<b>12:45.750</b>	+4:20.285	12:06:45.132
9	<b>8:25.465</b>		12:15:10.597
10	<b>10:09.432</b>	+1:43.967	12:25:20.029
11	<b>8:51.481</b>	+26.016	12:34:11.510
12	<b>11:15.387</b>	+2:49.922	12:45:26.897

(97) Martin KOHV

1	<b>11:20.349</b>	+2:09.062	10:49:31.671
2	<b>10:58.215</b>	+1:46.928	11:00:29.886
3	<b>13:18.219</b>	+4:06.932	11:13:48.105
4	<b>14:19.641</b>	+5:08.354	11:28:07.746
5	<b>12:11.060</b>	+2:59.773	11:40:18.806
6	<b>10:45.675</b>	+1:34.388	11:51:04.481
7	<b>13:04.089</b>	+3:52.802	12:04:08.570
8	<b>10:08.151</b>	+56.864	12:14:16.721
9	<b>9:31.838</b>	+20.551	12:23:48.559
10	<b>9:48.164</b>	+36.877	12:33:36.723
11	<b>9:11.287</b>		12:42:48.010
12	<b>9:52.779</b>	+41.492	12:52:40.789

(99) Martin VALL

1	<b>12:35.258</b>	+1:43.646	9:53:00.008
2	<b>10:51.612</b>		10:03:51.620
3	<b>14:40.535</b>	+3:48.923	10:18:32.155
4	<b>22:47.630</b>	+11:56.018	10:41:19.785
5	<b>23:14.053</b>	+12:22.441	11:04:33.838
6	<b>13:47.387</b>	+2:55.775	11:18:21.225
7	<b>23:24.879</b>	+12:33.267	11:41:46.104
8	<b>16:51.701</b>	+6:00.089	11:58:37.805

Lap	Lap Tm	Diff	Time of Day
9	<b>11:38.353</b>	+46.741	12:10:16.158
10	<b>14:14.254</b>	+3:22.642	12:24:30.412
11	<b>15:58.968</b>	+5:07.356	12:40:29.380
12	<b>14:29.979</b>	+3:38.367	12:54:59.359

(89) Krister KÕKS

1	<b>12:57.170</b>	+2:52.550	10:51:09.758
2	<b>11:17.354</b>	+1:12.734	11:02:27.112
3	<b>12:39.067</b>	+2:34.447	11:15:06.179
4	<b>14:09.591</b>	+4:04.971	11:29:15.770
5	<b>10:34.297</b>	+29.677	11:39:50.067
6	<b>13:44.888</b>	+3:40.268	11:53:34.955
7	<b>10:16.320</b>	+11.700	12:03:51.275
8	<b>10:21.080</b>	+16.460	12:14:12.355
9	<b>10:04.620</b>		12:24:16.975
10	<b>10:40.575</b>	+35.955	12:34:57.550
11	<b>11:02.478</b>	+57.858	12:46:00.028

(27) Martin ROOS

1	<b>18:58.493</b>	+5:49.159	9:59:49.175
2	<b>14:14.628</b>	+1:05.294	10:14:03.803
3	<b>18:32.320</b>	+5:22.986	10:32:36.123
4	<b>16:21.390</b>	+3:12.056	10:48:57.513
5	<b>15:30.165</b>	+2:20.831	11:04:27.678
6	<b>13:50.343</b>	+41.009	11:18:18.021
7	<b>21:56.480</b>	+8:47.146	11:40:14.501
8	<b>18:25.533</b>	+5:16.199	11:58:40.034
9	<b>18:39.111</b>	+5:29.777	12:17:19.145
10	<b>13:09.334</b>		12:30:28.479
11	<b>21:59.783</b>	+8:50.449	12:52:28.262

(5) Aleksey TUZOV

1	<b>27:23.205</b>	+13:47.897	10:07:51.438
---	------------------	------------	--------------

Lap	Lap Tm	Diff	Time of Day
2	<b>17:24.485</b>	+3:49.177	10:25:15.923
3	<b>21:33.132</b>	+7:57.824	10:46:49.055
4	<b>23:28.289</b>	+9:52.981	11:10:17.344
5	<b>25:17.293</b>	+11:41.985	11:35:34.637
6	<b>18:39.889</b>	+5:04.581	11:54:14.526
7	<b>13:35.308</b>		12:07:49.834
8	<b>15:24.197</b>	+1:48.889	12:23:14.031
9	<b>14:05.234</b>	+29.926	12:37:19.265
10	<b>14:16.627</b>	+41.319	12:51:35.892

(6) Aleksey ROSHEKTAEV

1	<b>27:22.973</b>	+13:47.251	10:07:49.954
2	<b>17:31.821</b>	+3:56.099	10:25:21.775
3	<b>21:28.907</b>	+7:53.185	10:46:50.682
4	<b>23:04.232</b>	+9:28.510	11:09:54.914
5	<b>25:41.444</b>	+12:05.722	11:35:36.358
6	<b>18:33.836</b>	+4:58.114	11:54:10.194
7	<b>13:35.722</b>		12:07:45.916
8	<b>15:32.617</b>	+1:56.895	12:23:18.533
9	<b>14:05.186</b>	+29.464	12:37:23.719
10	<b>14:15.751</b>	+40.029	12:51:39.470

(45) Peeter ROOS

1	<b>12:44.365</b>	+3:04.613	10:51:04.079
2	<b>11:54.957</b>	+2:15.205	11:02:59.036
3	<b>13:03.057</b>	+3:23.305	11:16:02.093
4	<b>13:23.209</b>	+3:43.457	11:29:25.302
5	<b>16:02.209</b>	+6:22.457	11:45:27.511
6	<b>18:35.093</b>	+8:55.341	12:04:02.604
7	<b>17:56.401</b>	+8:16.649	12:21:59.005
8	<b>10:21.623</b>	+41.871	12:32:20.628
9	<b>9:43.750</b>	+3.998	12:42:04.378
10	<b>9:39.752</b>		12:51:44.130

## Klaperjaht 2014

ATV, Enduro

Jaanikese Motokeskus, Estonia 3,500 km

Võistlussõit - 3 tundi

10.08.2014 09:00

Race started at 9:40:17

Lap	Lap Tm	Diff	Time of Day
(4) Mihhail KONSOVSKY			
1	<b>19:52.512</b>	+3:34.712	10:00:34.801
2	<b>17:54.997</b>	+1:37.197	10:18:29.798
3	<b>22:21.847</b>	+6:04.047	10:40:51.645
4	<b>18:08.562</b>	+1:50.762	10:59:00.207
5	<b>16:17.800</b>		11:15:18.007
6	<b>19:29.680</b>	+3:11.880	11:34:47.687
7	<b>27:25.462</b>	+11:07.662	12:02:13.149
8	<b>19:31.768</b>	+3:13.968	12:21:44.917
9	<b>17:45.324</b>	+1:27.524	12:39:30.241
10	<b>17:47.767</b>	+1:29.967	12:57:18.008

Lap	Lap Tm	Diff	Time of Day
(3) Julia KONSOVSKAYA			
1	<b>20:04.411</b>	+3:43.213	10:00:43.398
2	<b>17:52.007</b>	+1:30.809	10:18:35.405
3	<b>22:22.733</b>	+6:01.535	10:40:58.138
4	<b>18:06.791</b>	+1:45.593	10:59:04.929
5	<b>16:21.198</b>		11:15:26.127
6	<b>19:27.717</b>	+3:06.519	11:34:53.844
7	<b>27:26.108</b>	+11:04.910	12:02:19.952
8	<b>19:27.994</b>	+3:06.796	12:21:47.946
9	<b>17:46.852</b>	+1:25.654	12:39:34.798
10	<b>17:49.510</b>	+1:28.312	12:57:24.308

Lap	Lap Tm	Diff	Time of Day
(40) Kaido KÜNNAPUU			
1	<b>21:55.057</b>	+6:09.970	10:02:49.189
2	<b>15:50.370</b>	+5.283	10:18:39.559
3	<b>23:50.243</b>	+8:05.156	10:42:29.802
4	<b>16:01.364</b>	+16.277	10:58:31.166
5	<b>20:19.088</b>	+4:34.001	11:18:50.254
6	<b>18:53.184</b>	+3:08.097	11:37:43.438
7	<b>15:45.087</b>		11:53:28.525

Lap	Lap Tm	Diff	Time of Day
8	<b>18:03.130</b>	+2:18.043	12:11:31.655
9	<b>26:07.145</b>	+10:22.058	12:37:38.800
10	<b>26:11.702</b>	+10:26.615	13:03:50.502

Lap	Lap Tm	Diff	Time of Day
(35) Peep JUUST			
1	<b>31:04.562</b>	+17:41.685	10:12:07.866
2	<b>14:43.426</b>	+1:20.549	10:26:51.292
3	<b>14:38.819</b>	+1:15.942	10:41:30.111
4	<b>14:27.704</b>	+1:04.827	10:55:57.815
5	<b>14:47.334</b>	+1:24.457	11:10:45.149
6	<b>28:42.024</b>	+15:19.147	11:39:27.173
7	<b>21:53.891</b>	+8:31.014	12:01:21.064
8	<b>14:39.820</b>	+1:16.943	12:16:00.884
9	<b>13:22.877</b>		12:29:23.761
10	<b>44:35.420</b>	+31:12.543	13:13:59.181

Lap	Lap Tm	Diff	Time of Day
(25) Hendrik LAUR			
1	<b>12:20.067</b>	+1:42.818	9:52:43.281
2	<b>10:37.249</b>		10:03:20.530
3	<b>14:52.114</b>	+4:14.865	10:18:12.644
4	<b>15:23.366</b>	+4:46.117	10:33:36.010
5	<b>11:16.028</b>	+38.779	10:44:52.038
6	<b>16:35.219</b>	+5:57.970	11:01:27.257
7	<b>19:14.105</b>	+8:36.856	11:20:41.362
8	<b>12:45.873</b>	+2:08.624	11:33:27.235
9	<b>11:12.286</b>	+35.037	11:44:39.521

Lap	Lap Tm	Diff	Time of Day
(33) Raul LIIVAMAA			
1	<b>21:59.108</b>	+6:04.763	10:02:41.746
2	<b>16:01.472</b>	+7.127	10:18:43.218
3	<b>22:58.963</b>	+7:04.618	10:41:42.181
4	<b>16:47.437</b>	+53.092	10:58:29.618
5	<b>20:21.644</b>	+4:27.299	11:18:51.262

Lap	Lap Tm	Diff	Time of Day
6	<b>18:36.237</b>	+2:41.892	11:37:27.499
7	<b>15:54.345</b>		11:53:21.844
8	<b>18:01.564</b>	+2:07.219	12:11:23.408
9	<b>26:07.117</b>	+10:12.772	12:37:30.525

Lap	Lap Tm	Diff	Time of Day
(44) Ott SAMOILOV			
1	<b>14:19.813</b>	+4:39.813	10:52:40.625
2	<b>16:07.211</b>	+6:27.211	11:08:47.836
3	<b>16:35.959</b>	+6:55.959	11:25:23.795
4	<b>27:14.592</b>	+17:34.592	11:52:38.387
5	<b>10:38.344</b>	+58.344	12:03:16.731
6	<b>15:15.497</b>	+5:35.497	12:18:32.228
7	<b>14:27.115</b>	+4:47.115	12:32:59.343
8	<b>10:02.529</b>	+22.529	12:43:01.872
9	<b>9:40.000</b>		12:52:41.872

Lap	Lap Tm	Diff	Time of Day
(84) Riho KEVVAI			
1	<b>31:17.502</b>	+13:48.757	10:12:03.347
2	<b>20:44.925</b>	+3:16.180	10:32:48.272
3	<b>17:38.315</b>	+9.570	10:50:26.587
4	<b>18:30.094</b>	+1:01.349	11:08:56.681
5	<b>31:09.848</b>	+13:41.103	11:40:06.529
6	<b>21:01.777</b>	+3:33.032	12:01:08.306
7	<b>17:28.745</b>		12:18:37.051
8	<b>18:45.122</b>	+1:16.377	12:37:22.173
9	<b>17:59.299</b>	+30.554	12:55:21.472

Lap	Lap Tm	Diff	Time of Day
(2) Aleksandr SHAPOTSKIN			
1	<b>20:20.671</b>	+9:14.137	10:00:52.236
2	<b>16:01.877</b>	+4:55.343	10:16:54.113
3	<b>41:33.476</b>	+30:26.942	10:58:27.589
4	<b>48:30.223</b>	+37:23.689	11:46:57.812
5	<b>11:06.534</b>		11:58:04.346

## Klaperjaht 2014

ATV, Enduro

Jaanikese Motokeskus, Estonia 3,500 km

Võistlussõit - 3 tundi

10.08.2014 09:00

Race started at 9:40:17

Lap	Lap Tm	Diff	Time of Day
6	<b>11:49.032</b>	+42.498	12:09:53.378
7	<b>13:16.895</b>	+2:10.361	12:23:10.273
8	<b>15:59.917</b>	+4:53.383	12:39:10.190
9	<b>18:11.230</b>	+7:04.696	12:57:21.420

(81) Raivo KAARNA

Lap	Lap Tm	Diff	Time of Day
1	<b>19:53.538</b>	+6:57.919	10:01:54.047
2	<b>12:55.619</b>		10:14:49.666
3	<b>22:08.733</b>	+9:13.114	10:36:58.399
4	<b>18:50.779</b>	+5:55.160	10:55:49.178
5	<b>22:10.416</b>	+9:14.797	11:17:59.594
6	<b>21:49.578</b>	+8:53.959	11:39:49.172
7	<b>31:47.199</b>	+18:51.580	12:11:36.371
8	<b>27:09.460</b>	+14:13.841	12:38:45.831
9	<b>26:39.351</b>	+13:43.732	13:05:25.182

(49) Marek KÄST

Lap	Lap Tm	Diff	Time of Day
1	<b>15:56.332</b>	+4:23.665	10:54:11.905
2	<b>22:02.583</b>	+10:29.916	11:16:14.488
3	<b>20:08.383</b>	+8:35.716	11:36:22.871
4	<b>15:50.421</b>	+4:17.754	11:52:13.292
5	<b>12:18.697</b>	+46.030	12:04:31.989
6	<b>21:31.610</b>	+9:58.943	12:26:03.599
7	<b>12:52.610</b>	+1:19.943	12:38:56.209
8	<b>11:32.667</b>		12:50:28.876

(58) Martin ROOS

Lap	Lap Tm	Diff	Time of Day
1	<b>16:06.743</b>	+3:25.293	10:54:25.432
2	<b>21:41.510</b>	+9:00.060	11:16:06.942
3	<b>19:50.225</b>	+7:08.775	11:35:57.167
4	<b>12:41.450</b>		11:48:38.617
5	<b>19:19.982</b>	+6:38.532	12:07:58.599
6	<b>17:52.893</b>	+5:11.443	12:25:51.492

Lap	Lap Tm	Diff	Time of Day
7	<b>14:07.678</b>	+1:26.228	12:39:59.170
8	<b>14:48.756</b>	+2:07.306	12:54:47.926

(7) Aleksey LUTSAEV

Lap	Lap Tm	Diff	Time of Day
1	<b>20:00.216</b>	+1:06.969	10:00:37.794
2	<b>24:18.717</b>	+5:25.470	10:24:56.511
3	<b>18:53.247</b>		10:43:49.758
4	<b>19:05.678</b>	+12.431	11:02:55.436
5	<b>31:26.247</b>	+12:33.000	11:34:21.683
6	<b>25:57.870</b>	+7:04.623	12:00:19.553
7	<b>25:52.898</b>	+6:59.651	12:26:12.451
8	<b>29:55.112</b>	+11:01.865	12:56:07.563

(8) Andrey LUTSAEV

Lap	Lap Tm	Diff	Time of Day
1	<b>19:58.808</b>	+1:01.744	10:00:39.331
2	<b>24:20.799</b>	+5:23.735	10:25:00.130
3	<b>18:57.064</b>		10:43:57.194
4	<b>19:09.778</b>	+12.714	11:03:06.972
5	<b>31:18.055</b>	+12:20.991	11:34:25.027
6	<b>25:59.343</b>	+7:02.279	12:00:24.370
7	<b>25:44.142</b>	+6:47.078	12:26:08.512
8	<b>30:04.091</b>	+11:07.027	12:56:12.603

(17) Ilja GOLUBTSIK

Lap	Lap Tm	Diff	Time of Day
1	<b>29:44.275</b>	+11:15.349	10:10:20.655
2	<b>18:28.926</b>		10:28:49.581
3	<b>21:56.108</b>	+3:27.182	10:50:45.689
4	<b>20:45.164</b>	+2:16.238	11:11:30.853
5	<b>21:52.292</b>	+3:23.366	11:33:23.145
6	<b>36:48.213</b>	+18:19.287	12:10:11.358
7	<b>22:10.161</b>	+3:41.235	12:32:21.519
8	<b>25:39.117</b>	+7:10.191	12:58:00.636

Lap	Lap Tm	Diff	Time of Day
(22) Agris KARKLINS			
1	<b>22:39.266</b>	+4:36.158	10:03:39.406
2	<b>18:03.108</b>		10:21:42.514
3	<b>21:04.154</b>	+3:01.046	10:42:46.668
4	<b>27:41.267</b>	+9:38.159	11:10:27.935
5	<b>29:12.465</b>	+11:09.357	11:39:40.400
6	<b>18:03.550</b>	+0.442	11:57:43.950
7	<b>34:05.870</b>	+16:02.762	12:31:49.820
8	<b>27:49.738</b>	+9:46.630	12:59:39.558

(98) Agris JANSONS

Lap	Lap Tm	Diff	Time of Day
1	<b>22:32.883</b>	+4:29.339	10:03:34.857
2	<b>18:03.544</b>		10:21:38.401
3	<b>21:13.881</b>	+3:10.337	10:42:52.282
4	<b>27:38.009</b>	+9:34.465	11:10:30.291
5	<b>29:03.906</b>	+11:00.362	11:39:34.197
6	<b>18:25.833</b>	+22.289	11:58:00.030
7	<b>33:55.144</b>	+15:51.600	12:31:55.174
8	<b>27:55.411</b>	+9:51.867	12:59:50.585

(32) Tanel VALK

Lap	Lap Tm	Diff	Time of Day
1	<b>29:21.822</b>	+11:32.377	10:10:29.062
2	<b>24:58.859</b>	+7:09.414	10:35:27.921
3	<b>30:13.924</b>	+12:24.479	11:05:41.845
4	<b>31:11.580</b>	+13:22.135	11:36:53.425
5	<b>30:30.956</b>	+12:41.511	12:07:24.381
6	<b>21:25.810</b>	+3:36.365	12:28:50.191
7	<b>17:49.445</b>		12:46:39.636

(92) Juss WASSAR

Lap	Lap Tm	Diff	Time of Day
1	<b>29:07.513</b>	+11:42.897	10:09:55.174
2	<b>38:09.429</b>	+20:44.813	10:48:04.603
3	<b>17:24.616</b>		11:05:29.219

## Klaperjaht 2014

ATV, Enduro

Jaanikese Motokeskus, Estonia 3,500 km

Võistlussõit - 3 tundi

10.08.2014 09:00

Race started at 9:40:17

Lap	Lap Tm	Diff	Time of Day
4	<b>18:32.285</b>	+1:07.669	11:24:01.504
5	<b>41:23.021</b>	+23:58.405	12:05:24.525
6	<b>24:05.563</b>	+6:40.947	12:29:30.088
7	<b>18:33.706</b>	+1:09.090	12:48:03.794

(87) Herko TASA

1	<b>21:46.944</b>	+7:55.606	11:00:16.415
2	<b>18:50.153</b>	+4:58.815	11:19:06.568
3	<b>19:06.402</b>	+5:15.064	11:38:12.970
4	<b>20:50.091</b>	+6:58.753	11:59:03.061
5	<b>18:41.762</b>	+4:50.424	12:17:44.823
6	<b>18:40.353</b>	+4:49.015	12:36:25.176
7	<b>13:51.338</b>		12:50:16.514

(30) Ingo INGVER

1	<b>20:12.726</b>	+39.324	10:02:12.865
2	<b>1:00:08.608</b>	+40:35.206	11:02:21.473
3	<b>26:03.025</b>	+6:29.623	11:28:24.498
4	<b>23:57.289</b>	+4:23.887	11:52:21.787
5	<b>23:13.790</b>	+3:40.388	12:15:35.577
6	<b>23:26.056</b>	+3:52.654	12:39:01.633
7	<b>19:33.402</b>		12:58:35.035

(82) Aarne SAAR

1	<b>18:04.236</b>		9:59:57.469
2	<b>21:04.159</b>	+2:59.923	10:21:01.628
3	<b>44:17.213</b>	+26:12.977	11:05:18.841
4	<b>32:50.767</b>	+14:46.531	11:38:09.608
5	<b>34:51.065</b>	+16:46.829	12:13:00.673
6	<b>27:30.626</b>	+9:26.390	12:40:31.299
7	<b>25:21.040</b>	+7:16.804	13:05:52.339

(28) Marek GOLD

Lap	Lap Tm	Diff	Time of Day
1	<b>18:54.214</b>	+5:05.013	9:59:46.521
2	<b>14:13.136</b>	+23.935	10:13:59.657
3	<b>18:52.165</b>	+5:02.964	10:32:51.822
4	<b>15:59.889</b>	+2:10.688	10:48:51.711
5	<b>15:34.054</b>	+1:44.853	11:04:25.765
6	<b>13:49.201</b>		11:18:14.966

(46) Jüri KOMMER

1	<b>11:11.119</b>	+13.171	10:49:27.610
2	<b>10:57.948</b>		11:00:25.558
3	<b>12:43.220</b>	+1:45.272	11:13:08.778
4	<b>14:56.583</b>	+3:58.635	11:28:05.361
5	<b>12:02.446</b>	+1:04.498	11:40:07.807
6	<b>11:11.955</b>	+14.007	11:51:19.762

(88) Andres TIMMUSK

1	<b>19:53.102</b>	+6:24.100	10:00:15.318
2	<b>13:29.002</b>		10:13:44.320
3	<b>21:52.620</b>	+8:23.618	10:35:36.940
4	<b>18:46.224</b>	+5:17.222	10:54:23.164
5	<b>18:20.624</b>	+4:51.622	11:12:43.788
6	<b>46:07.051</b>	+32:38.049	11:58:50.839

(80) Rihardsa ENNITIS

1	<b>20:55.933</b>	+5:15.526	10:02:07.362
2	<b>37:21.868</b>	+21:41.461	10:39:29.230
3	<b>31:05.348</b>	+15:24.941	11:10:34.578
4	<b>28:08.693</b>	+12:28.286	11:38:43.271
5	<b>17:25.516</b>	+1:45.109	11:56:08.787
6	<b>15:40.407</b>		12:11:49.194

(39) Martin TAMM

1	<b>30:17.064</b>	+13:08.180	10:11:15.529
---	------------------	------------	--------------

Lap	Lap Tm	Diff	Time of Day
2	<b>33:27.198</b>	+16:18.314	10:44:42.727
3	<b>35:28.278</b>	+18:19.394	11:20:11.005
4	<b>23:41.017</b>	+6:32.133	11:43:52.022
5	<b>17:08.884</b>		12:01:00.906
6	<b>21:39.219</b>	+4:30.335	12:22:40.125

(86) Meelis TOODING

1	<b>27:05.455</b>	+14:59.145	11:05:20.887
2	<b>17:27.332</b>	+5:21.022	11:22:48.219
3	<b>42:27.492</b>	+30:21.182	12:05:15.711
4	<b>17:32.934</b>	+5:26.624	12:22:48.645
5	<b>12:06.310</b>		12:34:54.955
6	<b>13:55.866</b>	+1:49.556	12:48:50.821

(29) Panu SIHVONEN

1	<b>17:08.190</b>	+6:24.296	9:59:05.375
2	<b>10:43.894</b>		10:09:49.269
3	<b>15:44.530</b>	+5:00.636	10:25:33.799
4	<b>47:56.436</b>	+37:12.542	11:13:30.235
5	<b>42:36.480</b>	+31:52.586	11:56:06.715

(100) Rain JANSEN

1	<b>18:03.476</b>		9:59:55.805
2	<b>19:55.870</b>	+1:52.394	10:19:51.675
3	<b>1:18:11.428</b>	1:00:07.952	11:38:03.103
4	<b>21:27.894</b>	+3:24.418	11:59:30.997
5	<b>20:45.237</b>	+2:41.761	12:20:16.234

(24) Sami SALOMAA

1	<b>34:11.696</b>	+3:37.005	10:16:15.432
2	<b>35:31.123</b>	+4:56.432	10:51:46.555
3	<b>30:34.691</b>		11:22:21.246
4	<b>31:01.321</b>	+26.630	11:53:22.567

## Klaperjaht 2014

ATV, Enduro

Jaanikese Motokeskus, Estonia 3,500 km

Võistlussõit - 3 tundi

10.08.2014 09:00

Race started at 9:40:17

Lap	Lap Tm	Diff	Time of Day
5	<b>1:09:26.684</b>	+38:51.993	13:02:49.251

(21) Markku ALIPIRJELÄ

Lap	Lap Tm	Diff	Time of Day
1	<b>20:11.450</b>	+3:23.012	10:02:14.023
2	<b>16:48.438</b>		10:19:02.461
3	<b>20:13.074</b>	+3:24.636	10:39:15.535
4	<b>18:30.183</b>	+1:41.745	10:57:45.718

(60) Rauno BERESNJOV

Lap	Lap Tm	Diff	Time of Day
1	<b>17:34.600</b>		9:59:29.182
2	<b>28:44.792</b>	+11:10.192	10:28:13.974
3	<b>28:04.531</b>	+10:29.931	10:56:18.505
4	<b>41:04.570</b>	+23:29.970	11:37:23.075

(37) Arvo KALJAPULK

Lap	Lap Tm	Diff	Time of Day
1	<b>30:35.851</b>	+57.017	10:12:31.745
2	<b>53:44.487</b>	+24:05.653	11:06:16.232
3	<b>33:15.688</b>	+3:36.854	11:39:31.920
4	<b>29:38.834</b>		12:09:10.754

(43) Arli AUTOR

Lap	Lap Tm	Diff	Time of Day
1	<b>18:35.717</b>		10:56:53.008
2	<b>43:18.267</b>	+24:42.550	11:40:11.275
3	<b>21:11.533</b>	+2:35.816	12:01:22.808
4	<b>27:04.799</b>	+8:29.082	12:28:27.607

(41) Mikko VIITANEN

Lap	Lap Tm	Diff	Time of Day
1	<b>1:26:38.667</b>	1:13:57.220	12:04:53.157
2	<b>15:29.738</b>	+2:48.291	12:20:22.895
3	<b>14:34.185</b>	+1:52.738	12:34:57.080
4	<b>12:41.447</b>		12:47:38.527

(1) Sergey SHELENKOV

Lap	Lap Tm	Diff	Time of Day
1	<b>20:17.340</b>	+4:14.661	10:00:50.142
2	<b>16:02.679</b>		10:16:52.821
3	<b>42:17.089</b>	+26:14.410	10:59:09.910

(47) Eiko HAABU

Lap	Lap Tm	Diff	Time of Day
1	<b>18:39.892</b>	+4:27.578	10:56:56.690
2	<b>14:12.314</b>		11:11:09.004
3	<b>27:04.971</b>	+12:52.657	11:38:13.975

(83) Martin POLIKARPUS

Lap	Lap Tm	Diff	Time of Day
1	<b>20:53.698</b>		10:02:47.334
2	<b>1:01:44.001</b>	+40:50.303	11:04:31.335
3	<b>41:09.077</b>	+20:15.379	11:45:40.412

(59) Ragnar KÖLLAMETS

Lap	Lap Tm	Diff	Time of Day
1	<b>43:29.492</b>	+18:07.096	11:21:46.944
2	<b>1:00:05.607</b>	+34:43.211	12:21:52.551
3	<b>25:22.396</b>		12:47:14.947

(9) Denis SUBIN

Lap	Lap Tm	Diff	Time of Day
1	<b>25:07.366</b>		10:06:16.634
2	<b>31:09.512</b>	+6:02.146	10:37:26.146

(10) Ilja SUBIN

Lap	Lap Tm	Diff	Time of Day
1	<b>25:41.335</b>		10:06:11.384
2	<b>33:06.750</b>	+7:25.415	10:39:18.134

(91) Romet RAND

Lap	Lap Tm	Diff	Time of Day
1	<b>30:17.883</b>		10:11:06.707
2	<b>36:55.708</b>	+6:37.825	10:48:02.415

(42) Janne RAUTIO

Lap	Lap Tm	Diff	Time of Day
1	<b>13:35.129</b>		10:51:48.424