



# Porsche Racing Club

## Finland



Porsche Festival Race 2017

Sorted on Laps

BMW Xtreme

Alastaro Circuit 2,721 km

BMW Xtreme Endurance 45 min

25.8.2017 16:05

Race started at 17:03:12

Pos	No.	Name	Class	Laps	Diff	Total Tm	Best Tm	In Lap	Club	Make	Comment
1	91	Kiil Andre	1	30		46:23.386	1:28.132	17		BMW 325i(E36)	
2	11	Grönthal / Grönthal	1	30	5.662	46:29.048	1:29.017	9	NuUA	BMW 325i(E36)	
3	77	Padovani Thomas	1	30	5.957	46:29.343	1:28.765	11		BMW 325i(E36)	
4	24	Rautjärvi Jonne	1	30	9.461	46:32.847	1:28.652	16	LMM	BMW 325i(E36)	
5	60	Huhtala Juha	1	30	12.454	46:35.840	1:29.410	18	KEIMOLA FK-K	BMW 325i(E36)	
6	99	Tunder Kren	1	30	13.382	46:36.768	1:29.111	4		BMW 325i(E36)	
7	20	Tirkkonen Markus	1	30	21.853	46:45.239	1:29.133	6	HyUA	BMW 325i(E36)	
8	73	Jugala Gert	1	30	43.709	47:07.095	1:29.248	7		BMW 325i(E36)	
9	22	Mustasilta Niko	1	30	45.277	47:08.663	1:29.627	6	HoMK/UA	BMW 325i(E36)	
10	37	Oja Sami	1	30	57.189	47:20.575	1:30.277	5	AAU	BMW 325i(E36)	
11	78	Peeterson Peep	1	30	1:01.613	47:24.999	1:30.175	4		BMW 325i(E36)	
12	51	Sundström Roope	1	30	1:03.914	47:27.300	1:29.983	5	KaUA	BMW 325i(E36)	
13	21	Mäkelä Milla	1	29	1 Lap	46:25.110	1:30.705	4	OFK-125	BMW 325i(E36)	
14	19	Salovuori / Nurminen/	1	29	1 Lap	46:56.369	1:31.236	10	HRF	BMW 325i(E36)	
15	79	Karuse Sven	1	29	1 Lap	47:09.373	1:29.551	17		BMW 325i(E36)	
16	44	Raatikainen Jona	1	13	17 Laps	20:08.179	1:29.617	6	KUA	BMW 325i(E36)	
17	12	Vähämäki / Mäkelä	1	8	22 Laps	12:09.167	1:29.491	3	UAU	BMW 325i(E36)	
18	15	Sundström Tomi	1	7	23 Laps	12:23.813	1:29.225	4	KaUA	BMW 325i(E36)	
19	9	Hagelin Toni	1	6	24 Laps	9:09.966	1:29.606	4	NuUA	BMW 325i(E36)	
20	7	Eklund / Alanko	1	6	24 Laps	9:17.520	1:29.720	6	FCA / TamUA	BMW 325i(E36)	
Not classified											
DQ	54	Lintumäki / Lintumäki	1	30	DQ	46:46.249	1:29.477	29	KEIMOLA FK-K	BMW 325i(E36)	

#### Announcements

No 54 Hylätty sääntöjen vastainen kilpa-auto

Margin of Victory	Avg. Speed	Best Lap Tm	Best Speed	Best Lap by
5.662	105,579	1:28.132	111,147	91 - Kiil Andre

Chief of Timing & Scoring

Orbits

Race Director

www.mylaps.com

Licensed to: Turun Special Cars Oy



# Porsche Racing Club

## Finland



Porsche Festival Race 2017

Sorted on Laps

BMW Xtreme

Alastaro Circuit 2,721 km

BMW Xtreme Race 2

26.8.2017 14:00

Race started at 14:03:59

Pos	No.	Name	Class	Laps	Diff	Total Tm	Best Tm	In Lap	Club	Make
1	11	Grönthal / Grönthal	1	12		20:58.580	1:42.479	5	NuUA	BMW 325i (E36)
2	99	Tunder Kren	1	12	4.078	21:02.658	1:42.780	6		BMW 325i (E36)
3	7	Eklund / Alanko	1	12	16.087	21:14.667	1:42.861	11	F C A / T a n	BMW 325i (E36)
4	91	Kiil Andre	1	12	18.217	21:16.797	1:44.339	12		BMW 325i (E36)
5	44	Raatikainen Joonas	1	12	20.032	21:18.612	1:43.841	12	KUA	BMW 325i (E36)
6	60	Huhtala Juha	1	12	22.128	21:20.708	1:44.289	11	K E I M O L A	BMW 325i (E36)
7	15	Sundström Tomi	1	12	24.414	21:22.994	1:43.897	11	KaUA	BMW 325i (E36)
8	20	Tirkkonen Markus	1	12	37.183	21:35.763	1:45.460	8	HyUA	BMW 325i (E36)
9	22	Mustasilta Niko	1	12	51.759	21:50.339	1:45.523	6	HoMK/UA	BMW 325i (E36)
10	77	Padovani Thomas	1	12	52.698	21:51.278	1:45.812	9		BMW 325i (E36)
11	78	Peeterson Peep	1	12	52.775	21:51.355	1:46.219	6		BMW 325i (E36)
12	24	Rautjärvi Jonne	1	12	53.936	21:52.516	1:46.163	6	LMM	BMW 325i (E36)
13	51	Sundström Roope	1	12	54.186	21:52.766	1:46.230	9	KaUA	BMW 325i (E36)
14	37	Oja Sami	1	12	57.341	21:55.921	1:46.699	8	AAU	BMW 325i (E36)
15	73	Jugala Gert	1	12	1:11.775	22:10.355	1:47.402	9		BMW 325i (E36)
16	79	Karuse Sven	1	12	21.113	22:19.693	1:46.292	9		BMW 325i (E36)
17	21	Mäkelä Milla	1	11	1 Lap	21:21.578	1:52.522	9	OFK-125	BMW 325i (E36)
18	9	Hagelin Toni	1	10	2 Laps	18:57.592	1:46.006	6	NuUA	BMW 325i (E36)
19	19	Salovuori / Nurminen	1	6	6 Laps	11:02.002	1:46.010	6	HRF	BMW 325i (E36)
Not classified										
S	12	Vähämäki / Mäkelä	1		DNS			0	UAU	BMW 325i (E36)
Q	54	Lintumäki / Lintumäki	1	12	DQ	21:00.413	1:42.860	5	K E I M O L A	BMW 325i (E36)

Margin of Victory

Avg. Speed

Best Lap Tm

Best Speed

Best Lap by

4.078

93,397

1:42.479

95,586

11 - Grönthal / Grönthal

Chief of Timing & Scoring

Orbits

Race Director

www.mylaps.com

Licensed to: Turun Special Cars Oy

Printed: 26.8.2017 18:27:34



# Porsche Racing Club

## Finland



Porsche Festival Race 2017

Sorted on Laps

BMW Xtreme

Alastaro Circuit 2,721 km

BMW Xtreme Race 3

26.8.2017 15:30

Race started at 15:32:27

Pos	No.	Name	Class	Laps	Diff	Total Tm	Best Tm	In Lap	Club	Make
1	91	Kiil Andre	1	12		20:36.900	1:41.057	11		BMW 325i (E36)
2	99	Tunder Kren	1	12	0.299	20:37.199	1:41.049	12		BMW 325i (E36)
3	11	Grönthal / Grönthal	1	12	13.807	20:50.707	1:42.887	9	NuUA	BMW 325i (E36)
4	44	Raatikainen Joonas	1	12	14.953	20:51.853	1:42.109	11	KUA	BMW 325i (E36)
5	15	Sundström Tomi	1	12	15.531	20:52.431	1:42.441	11	KaUA	BMW 325i (E36)
6	9	Hagelin Toni	1	12	16.732	20:53.632	1:42.462	10	NuUA	BMW 325i (E36)
7	77	Padovani Thomas	1	12	18.174	20:55.074	1:41.924	11		BMW 325i (E36)
8	60	Huhtala Juha	1	12	18.872	20:55.772	1:42.310	11	K E I M O L A	BMW 325i (E36)
9	24	Rautjärvi Jonne	1	12	29.285	21:06.185	1:43.490	11	LMM	BMW 325i (E36)
10	20	Tirkkonen Markus	1	12	42.126	21:19.026	1:44.419	10	HyUA	BMW 325i (E36)
11	79	Karuse Sven	1	12	57.746	21:34.646	1:45.128	8		BMW 325i (E36)
12	78	Peeterson Peep	1	12	57.994	21:34.894	1:45.154	9		BMW 325i (E36)
13	22	Mustasilta Niko	1	12	03.367	21:40.267	1:44.503	11	HoMK/UA	BMW 325i (E36)
14	7	Eklund / Alanko	1	12	04.919	21:41.819	1:45.821	11	F C A / Tan	BMW 325i (E36)
15	51	Sundström Roope	1	12	06.018	21:42.918	1:45.728	11	KaUA	BMW 325i (E36)
16	37	Oja Sami	1	12	06.350	21:43.250	1:45.143	12	AAU	BMW 325i (E36)
17	73	Jugala Gert	1	12	10.340	21:47.240	1:46.547	12		BMW 325i (E36)
18	21	Mäkelä Milla	1	12	42.198	22:19.098	1:47.660	10	O FK -125	BMW 325i (E36)
Not classified										
F	19	Salovuori / Nurminen	1	1	DNF	2:04.911	1:56.737	1	HRF	BMW 325i (E36)
S	12	Vähämäki / Mäkelä	1		DNS			0	UAU	BMW 325i (E36)
Q	54	Lintumäki / Lintumäki	1	12	DQ	21:42.124	1:45.807	9	K E I M O L A	BMW 325i (E36)

Margin of Victory

Avg. Speed

Best Lap Tm

Best Speed

Best Lap by

0.299

95,034

1:41.049

96,939

99 - Tunder Kren

Chief of Timing & Scoring

Orbits

Race Director

www.mylaps.com

Licensed to: Turun Special Cars Oy



# Porsche Racing Club

Finland



Porsche Festival Race 2017

Sorted on Laps

Porsche GT 3 Cup Challenge

Alastaro Circuit 2,721 km

GT3 Cup Challenge Race 1

26.8.2017 13:00

Race started at 12:58:49

Pos	No.	Name	Class	Laps	Diff	Total Tm	Best Tm	In Lap	Club	Make
1	32	Haru Tommi	13	14		20:47.895	1:28.018	7	PRCF	Porsche GT3 Cup
2	38	Kuusiniemi Jussi	13	14	2.661	20:50.556	1:28.254	6	HyUA	Porsche GT3 Cup
3	30	Laivola Ari	13	14	47.645	21:35.540	1:30.237	2	RiiUA	Porsche GT3 Cup
4	41	Niemi Raimo	14	14	48.402	21:36.297	1:30.522	2	PRCF	Porsche GT3 Cup
5	313	Skurnik Daniel	13	13	1 Lap	20:59.634	1:31.359	2	EMSC	Porsche GT3 Cup
6	42	Palmberg Clas	14	13	1 Lap	21:59.893	1:34.334	11	500-K	Porsche GT3 Cup
Not classified										
F	37	Rautiainen Jim	13	2	DNF	4:52.427	1:34.941	1	EPUA	Porsche GT3 Cup
F	31	Rinne-Laturi Roope	13		DNF	2.469		0	HFKK	Porsche GT3 Cup
F	34	Tiirmaa Oliver	13		DNF	2.663		0		Porsche GT3 Cup

Margin of Victory	Avg. Speed	Best Lap Tm	Best Speed	Best Lap by
2.661	109,896	1:28.018	111,291	32 - Haru Tommi

Chief of Timing & Scoring

Orbits

Race Director

www.mylaps.com

Licensed to: Turun Special Cars Oy



# Porsche Racing Club

Finland



Porsche Festival Race 2017

Sorted on Laps

Porsche GT 3 Cup Challenge

Alastaro Circuit 2,721 km

GT3 Cup Challenge Race 2

26.8.2017 16:30

Race started at 16:40:32

Pos	No.	Name	Class	Laps	Diff	Total Tm	Best Tm	In Lap	Club	Make
1	38	Kuusiniemi Jussi	13	14		19:58.229	1:18.065	12	HyUA	Porsche GT3 Cup
2	32	Haru Tommi	13	14	7.960	20:06.189	1:18.809	12	PRCF	Porsche GT3 Cup
3	34	Tiirmaa Oliver	13	14	8.274	20:06.503	1:18.274	9		Porsche GT3 Cup
4	41	Niemi Raimo	14	14	9.179	20:07.408	1:18.110	11	PRCF	Porsche GT3 Cup
5	30	Laivola Ari	13	14	17.004	20:15.233	1:19.038	11	RiiUA	Porsche GT3 Cup
6	313	Skurnik Daniel	13	14	24.002	20:22.231	1:19.781	7	EMSC	Porsche GT3 Cup
7	42	Palmberg Clas	14	12	2 Laps	19:58.411	1:29.763	11	500-K	Porsche GT3 Cup
Not classified										
S	37	Rautiainen Jim	13		DNS			0	EPUA	Porsche GT3 Cup
S	31	Rinne-Laturi Roope	13		DNS			0	HFCK	Porsche GT3 Cup

Margin of Victory	Avg. Speed	Best Lap Tm	Best Speed	Best Lap by
7.960	114,451	1:18.065	125,480	38 - Kuusiniemi Jussi

Chief of Timing & Scoring

Orbits

Race Director

www.mylaps.com

Licensed to: Turun Special Cars Oy



# Porsche Racing Club

Finland



Porsche Festival Race 2017

Sorted on Laps

Porsche Sports Cup

Alastaro Circuit 2,721 km

Porsche Sports Club Race 1

26.8.2017 14:30

Race started at 14:36:58

Pos	No.	Name	Class	Laps	Diff	Total Tm	Best Tm	In Lap	Club	Make
1	27	Schroderus Esa	5C	14		21:25.955	1:30.822	3	TamUA	Porsche GT3 Cup
2	99	Kangas Simo P.	5B	14	20.067	21:46.022	1:31.298	2	PRCF	Porsche GT3 Cup
3	40	Niemelä Toni	5B	14	20.701	21:46.656	1:31.326	2	PRCF	Porsche GT3 Cup
4	95	Ollila Jari	5B	14	21.122	21:47.077	1:31.685	2	PRCF	Porsche GT3 Cup
5	97	Granqvist Juha	5B	13	1 Lap	21:36.443	1:32.019	7	KySUA	Porsche GT3 Cup
6	71	Wrede Mattias	8C	13	1 Lap	22:28.595	1:38.801	13	PRCF	Porsche Boxster
7	55	Virkki Juha	8B	13	1 Lap	22:44.363	1:38.482	13	PRCF	Porsche 968
8	5	Kupiainen Pasi	8B	13	1 Lap	22:53.892	1:39.292	13	PRCF	Porsche 944
9	24	Sundfors Kenneth	8C	12	2 Laps	21:31.360	1:41.842	11	PCSR	Porsche 944
10	46	Engblom Niklas	8B	12	2 Laps	21:34.661	1:41.912	11	PRCF	Porsche 944
11	28	Carlsson John	8B	12	2 Laps	21:47.803	1:41.400	11	PCSR	Porsche Boxster
12	64	Asumaniemi Kimi	8B	12	2 Laps	21:48.244	1:43.507	11	PirKa	Porsche 968
13	199	Nilsson Peter	8B	12	2 Laps	21:49.826	1:40.544	11	PCSR	Porsche 968
14	94	Niemelä Viljami	8A	12	2 Laps	21:50.636	1:45.022	10	PRCF	Porsche 944
15	12	Sjöberg Joacim	8A	12	2 Laps	22:28.159	1:46.011	12	PSCR	Porsche 944 S2
16	54	Bengtsson David	8C	12	2 Laps	22:43.981	1:40.460	12	PCSR	Porsche 944
17	66	Lehtola Petri	8B	12	2 Laps	23:08.509	1:51.480	12	PRCF	Porsche 944 S2
18	50	Järvelä Kai	8B	11	3 Laps	21:46.574	1:53.415	10	PRCF	Porsche 911 SC
Not classified										
F	75	Väätäinen Anssi	8C	4	DNF	9:10.421	1:54.924	3	PRCF	Porsche 944 S2
F	44	Kangas Olli	5B		DNF	0.980		0	PRCF	Porsche GT3 Cup

Margin of Victory	Avg. Speed	Best Lap Tm	Best Speed	Best Lap by
20.067	106,643	1:30.822	107,855	27 - Schroderus Esa

Chief of Timing & Scoring

Orbits

Race Director

www.mylaps.com

Licensed to: Turun Special Cars Oy



# Porsche Racing Club

Finland



Porsche Festival Race 2017

Sorted on Laps

Porsche Sports Cup

Alastaro Circuit 2,721 km

Porsche Sports Club Race 2

26.8.2017 16:00

Race started at 16:07:19

Pos	No.	Name	Class	Laps	Diff	Total Tm	Best Tm	In Lap	Club	Make
1	44	Kangas Olli	5B	14		20:07.861	1:21.059	13	PRCF	Porsche GT3 Cup
2	27	Schroderus Esa	5C	14	37.557	20:45.418	1:27.390	13	TamUA	Porsche GT3 Cup
3	40	Niemelä Toni	5B	14	54.986	21:02.847	1:28.608	12	PRCF	Porsche GT3 Cup
4	95	Ollila Jari	5B	14	55.380	21:03.241	1:28.623	12	PRCF	Porsche GT3 Cup
5	97	Granqvist Juha	5B	14	55.822	21:03.683	1:28.370	12	KySUA	Porsche GT3 Cup
6	55	Virkki Juha	8B	14	07.196	21:15.057	1:26.439	10	PRCF	Porsche 968
7	99	Kangas Simo P.	5B	14	12.698	21:20.559	1:29.003	12	PRCF	Porsche GT3 Cup
8	71	Wrede Mattias	8C	14	18.810	21:26.671	1:27.355	14	PRCF	Porsche Boxster
9	5	Kupiainen Pasi	8B	14	28.882	21:36.743	1:28.308	13	PRCF	Porsche 944
10	199	Nilsson Peter	8B	13	1 Lap	20:20.697	1:29.246	9	PCSR	Porsche 968
11	46	Engblom Niklas	8B	13	1 Lap	20:31.892	1:30.240	13	PRCF	Porsche 944
12	28	Carlsson John	8B	13	1 Lap	20:46.396	1:30.514	11	PCSR	Porsche Boxster
13	54	Bengtsson David	8C	13	1 Lap	20:53.314	1:31.584	13	PCSR	Porsche 944
14	64	Asumaniemi Kimi	8B	13	1 Lap	20:55.771	1:32.046	13	PirKa	Porsche 968
15	94	Niemelä Viljami	8A	12	2 Laps	20:15.816	1:37.310	12	PRCF	Porsche 944
16	75	Väättäinen Anssi	8C	12	2 Laps	20:47.790	1:36.708	12	PRCF	Porsche 944 S2

Not classified

F	12	Sjöberg Joacim	8A	9	DNF	14:58.136	1:34.937	9	PSCR	Porsche 944 S2
F	50	Järvelä Kai	8B	9	DNF	16:02.653	1:41.773	8	PRCF	Porsche 911 SC
F	24	Sundfors Kenneth	8C	7	DNF	20:36.648	1:36.475	4	PCSR	Porsche 944
F	66	Lehtola Petri	8B		DNF			0	PRCF	Porsche 944 S2

Margin of Victory	Avg. Speed	Best Lap Tm	Best Speed	Best Lap by
37.557	113,538	1:21.059	120,845	44 - Kangas Olli

Chief of Timing & Scoring

Orbits

Race Director

www.mylaps.com

Licensed to: Turun Special Cars Oy



# Porsche Racing Club

## Finland



### Porsche Festival Race 2017


BMW Xtreme

Alastaro Circuit 2,721 km

BMW Xtreme Endurance 45 min

25.8.2017 16:05

Race started at 17:03:12



Lap	Lap Tm	Diff	Time of Day	Lap	Lap Tm	Diff	Time of Day	Lap	Lap Tm	Diff	Time of Day
<b>(91) Kil Andre</b>											
1	1:32.422	+4.290	17:04:49.453	1	1:34.927	+6.162	17:04:50.943	3	1:29.740	+0.330	17:07:51.375
2	1:28.409	+0.277	17:06:17.862	2	1:30.177	+1.412	17:06:21.120	4	1:30.698	+1.288	17:09:22.073
3	1:28.470	+0.338	17:07:46.332	3	1:29.638	+0.873	17:07:50.758	5	1:30.638	+1.228	17:10:52.711
4	1:28.586	+0.454	17:09:14.918	4	1:29.518	+0.753	17:09:20.276	6	1:29.824	+0.414	17:12:22.535
5	1:28.436	+0.304	17:10:43.354	5	1:30.661	+1.896	17:10:50.937	7	1:30.356	+0.946	17:13:52.891
6	1:28.189	+0.057	17:12:11.543	6	1:30.142	+1.377	17:12:21.079	8	1:30.612	+1.202	17:15:23.503
7	1:28.446	+0.314	17:13:39.989	7	1:29.358	+0.593	17:13:50.437	9	1:29.747	+0.337	17:16:53.250
8	1:28.503	+0.371	17:15:08.492	8	1:29.705	+0.940	17:15:20.142	10	1:29.603	+0.193	17:18:22.853
9	1:28.316	+0.184	17:16:36.808	9	1:30.393	+1.628	17:16:50.535	11	1:29.692	+0.282	17:19:52.545
10	1:28.526	+0.394	17:18:05.334	10	1:29.741	+0.976	17:18:20.276	12	1:29.655	+0.245	17:21:22.200
11	1:28.688	+0.556	17:19:34.022	11	<b>1:28.765</b>		17:19:49.041	13	1:29.967	+0.557	17:22:52.167
12	1:28.805	+0.673	17:21:02.827	12	1:29.426	+0.661	17:21:18.467	14	1:29.515	+0.105	17:24:21.682
13	1:28.658	+0.526	17:22:31.485	13	1:29.435	+0.670	17:22:47.902	15	3:00.254	+1:30.844	17:27:21.936
14	3:00.482	+1:32.350	17:25:31.967	14	2:59.299	+1:30.534	17:25:47.201	16	1:29.563	+0.153	17:28:51.499
15	1:28.222	+0.090	17:27:00.189	15	1:29.150	+0.385	17:27:16.351	17	1:29.816	+0.406	17:30:21.315
16	1:28.472	+0.340	17:28:28.661	16	1:29.366	+0.601	17:28:45.717	18	<b>1:29.410</b>		17:31:50.725
17	<b>1:28.132</b>		17:29:56.793	17	1:29.578	+0.813	17:30:15.295	19	1:29.680	+0.270	17:33:20.405
18	1:28.402	+0.270	17:31:25.195	18	1:29.398	+0.633	17:31:44.693	20	1:29.743	+0.333	17:34:50.148
19	1:29.815	+1.683	17:32:55.010	19	1:29.452	+0.687	17:33:14.145	21	1:29.898	+0.488	17:36:20.046
20	1:28.698	+0.566	17:34:23.708	20	1:29.649	+0.884	17:34:43.794	22	1:29.964	+0.554	17:37:50.010
21	1:28.721	+0.589	17:35:52.429	21	1:29.441	+0.676	17:36:13.235	23	1:29.548	+0.138	17:39:19.558
22	1:28.877	+0.745	17:37:21.306	22	1:30.250	+1.485	17:37:43.485	24	1:29.628	+0.218	17:40:49.186
23	1:28.936	+0.804	17:38:50.242	23	1:29.719	+0.954	17:39:13.204	25	1:29.868	+0.458	17:42:19.054
24	1:29.894	+1.762	17:40:20.136	24	1:29.812	+1.047	17:40:43.016	26	1:29.717	+0.307	17:43:48.771
25	1:30.183	+2.051	17:41:50.319	25	1:29.518	+0.753	17:42:12.534	27	1:29.926	+0.516	17:45:18.697
26	1:30.958	+2.826	17:43:21.277	26	1:30.065	+1.300	17:43:42.599	28	1:29.853	+0.443	17:46:48.550
27	1:32.594	+4.462	17:44:53.871	27	1:29.411	+0.646	17:45:12.010	29	1:30.141	+0.731	17:48:18.691
28	1:34.332	+6.200	17:46:28.203	28	1:29.591	+0.826	17:46:41.601	30	1:29.857	+0.447	17:49:48.548
29	1:35.401	+7.269	17:48:03.604	29	1:29.322	+0.557	17:48:10.923				
30	1:32.490	+4.358	17:49:36.094	30	1:31.128	+2.363	17:49:42.051				
<b>(11) Grönthal / Grönthal</b>											
1	1:35.357	+6.340	17:04:52.371	<b>(24) Rautjärvi Jonne</b>				1	1:34.913	+6.261	17:04:50.120
2	1:29.869	+0.852	17:06:22.240	2	1:30.647	+1.995	17:06:20.767	2	1:30.056	+1.945	17:06:23.264
3	1:29.370	+0.353	17:07:51.610	3	1:29.429	+0.777	17:07:50.196	3	1:30.881	+1.770	17:07:54.145
4	1:30.403	+1.386	17:09:22.013	4	1:29.821	+1.169	17:09:20.017	4	<b>1:29.111</b>		17:09:23.256
5	1:30.002	+0.985	17:10:52.015	5	1:31.662	+3.010	17:10:51.679	5	1:30.038	+0.927	17:10:53.294
6	1:29.915	+0.898	17:12:21.930	6	1:29.833	+1.181	17:12:21.512	6	1:30.102	+0.991	17:12:23.396
7	1:29.748	+0.731	17:13:51.678	7	1:29.929	+1.277	17:13:51.441	7	1:29.850	+0.739	17:13:53.246
8	1:30.375	+1.358	17:15:22.053	8	1:31.346	+2.694	17:15:22.787	8	1:30.741	+1.630	17:15:23.987
9	<b>1:29.017</b>		17:16:51.070	9	1:29.594	+0.942	17:16:52.381	9	1:29.810	+0.699	17:16:53.797
10	1:29.448	+0.431	17:18:20.518	10	1:29.141	+0.489	17:18:21.522	10	1:29.704	+0.593	17:18:23.501
11	1:29.239	+0.222	17:19:49.757	11	1:29.245	+0.593	17:19:50.767	11	1:29.562	+0.451	17:19:53.063
12	1:29.086	+0.069	17:21:18.843	12	1:28.911	+0.259	17:21:19.678	12	1:29.784	+0.673	17:21:22.847
13	1:30.029	+1.012	17:22:48.872	13	1:29.565	+0.913	17:22:49.243	13	1:29.734	+0.623	17:22:52.581
14	1:29.369	+0.352	17:24:18.241	14	1:29.616	+0.964	17:24:18.859	14	2:59.662	+1:30.551	17:25:52.243
15	1:29.244	+0.227	17:25:47.485	15	3:02.291	+1:33.639	17:27:21.150	15	1:29.676	+0.565	17:27:21.919
16	2:59.402	+1:30.385	17:28:46.887	16	<b>1:28.652</b>		17:28:49.802	16	1:30.202	+1.091	17:28:52.121
17	1:29.546	+0.529	17:30:16.433	17	1:29.222	+0.570	17:30:19.024	17	1:29.501	+0.390	17:30:21.622
18	1:29.441	+0.424	17:31:45.874	18	1:29.119	+0.467	17:31:48.143	18	1:29.989	+0.878	17:31:51.611
19	1:29.799	+0.782	17:33:15.673	19	1:28.935	+0.283	17:33:17.078	19	1:29.878	+0.767	17:33:21.489
20	1:29.774	+0.757	17:34:45.447	20	1:29.089	+0.437	17:34:46.167	20	1:29.815	+0.704	17:34:51.304
21	1:29.859	+0.842	17:36:15.306	21	1:29.576	+0.924	17:36:15.743	21	1:29.647	+0.536	17:36:20.951
22	1:29.606	+0.589	17:37:44.912	22	1:29.560	+0.908	17:37:45.303	22	1:29.875	+0.764	17:37:50.826
23	1:29.828	+0.811	17:39:14.740	23	1:29.890	+1.238	17:39:15.193	23	1:29.516	+0.405	17:39:20.342
24	1:29.569	+0.552	17:40:44.309	24	1:29.615	+0.963	17:40:44.808	24	1:29.540	+0.429	17:40:49.882
25	1:29.393	+0.376	17:42:13.702	25	1:29.515	+0.863	17:42:14.323	25	1:30.093	+0.982	17:42:19.975
26	1:29.738	+0.721	17:43:43.440	26	1:29.405	+0.753	17:43:43.728	26	1:29.699	+0.588	17:43:49.674
27	1:29.305	+0.288	17:45:12.745	27	1:29.703	+1.051	17:46:43.161	27	1:30.105	+0.994	17:45:19.779
28	1:29.465	+0.448	17:46:42.210	28	1:29.703	+1.051	17:46:43.161	28	1:29.464	+0.353	17:46:49.243
29	1:29.326	+0.309	17:48:11.536	29	1:31.129	+2.477	17:48:14.290	29	1:29.814	+0.703	17:48:19.057
30	1:30.220	+1.203	17:49:41.756	30	1:31.265	+2.613	17:49:45.555	30	1:30.419	+1.308	17:49:49.476
<b>(77) Padovani Thomas</b>											
<b>(60) Huhtala Juha</b>											
1	1:35.345	+5.935	17:04:51.406	<b>(99) Tunder Kren</b>				1	1:34.497	+5.386	17:04:52.208
2	1:30.229	+0.819	17:06:21.635	2	1:30.749	+1.616	17:06:23.947	2	1:31.056	+1.945	17:06:23.264
<b>(20) Tiikkonen Markus</b>											
3	1:32.237	+3.104	17:07:56.184	3	1:32.237	+3.104	17:07:56.184	3	1:30.881	+1.770	17:07:54.145
4	1:29.739	+0.606	17:09:25.923	4	1:29.739	+0.606	17:09:25.923	4	<b>1:29.111</b>		17:09:23.256

Chief of Timing & Scoring

Orbits

Race Director

www.mylaps.com

Licensed to: Turun Special Cars Oy







# Porsche Racing Club

## Finland



### Porsche Festival Race 2017

BMW Xtreme

Alastaro Circuit 2,721 km

BMW Xtreme Endurance 45 min

25.8.2017 16:05

Race started at 17:03:12

Lap	Lap Tm	Diff	Time of Day
11	1:30.293	+0.310	17:20:11.927
12	1:31.118	+1.135	17:21:43.045
13	1:31.189	+1.206	17:23:14.234
14	1:31.054	+1.071	17:24:45.288
15	1:31.329	+1.346	17:26:16.617
16	3:04.242	+1:34.259	17:29:20.859
17	1:30.996	+1.013	17:30:51.855
18	1:31.049	+1.066	17:32:22.904
19	1:31.587	+1.604	17:33:54.491
20	1:31.360	+1.377	17:35:25.851
21	1:31.730	+1.747	17:36:57.581
22	1:31.574	+1.591	17:38:29.155
23	1:31.071	+1.088	17:40:00.226
24	1:31.202	+1.219	17:41:31.428
25	1:31.364	+1.381	17:43:02.792
26	1:31.322	+1.339	17:44:34.114
27	1:31.905	+1.922	17:46:06.019
28	1:31.748	+1.765	17:47:37.767
29	1:31.096	+1.113	17:49:08.863
30	1:31.145	+1.162	17:50:40.008

(21) Mäkelä Milla

1	1:37.567	+6.862	17:04:58.447
2	1:31.840	+1.135	17:06:30.287
3	1:31.390	+0.685	17:08:01.677
4	<b>1:30.705</b>		17:09:32.382
5	1:30.869	+0.164	17:11:03.251
6	1:31.302	+0.597	17:12:34.553
7	1:32.059	+1.354	17:14:06.612
8	1:51.939	+21.234	17:15:58.551
9	1:31.789	+1.084	17:17:30.340
10	1:31.880	+1.175	17:19:02.220
11	1:31.453	+0.748	17:20:33.673
12	1:31.908	+1.203	17:22:05.581
13	1:31.781	+1.076	17:23:37.362
14	3:02.363	+1:31.658	17:26:39.725
15	1:32.238	+1.533	17:28:11.963
16	1:31.257	+0.552	17:29:43.220
17	1:31.332	+0.627	17:31:14.552
18	1:31.391	+0.686	17:32:45.943
19	1:31.738	+1.033	17:34:17.681
20	1:32.289	+1.584	17:35:49.970
21	1:32.435	+1.730	17:37:22.405
22	1:31.745	+1.040	17:38:54.150
23	1:31.754	+1.049	17:40:25.904
24	1:31.634	+0.929	17:41:57.538
25	1:31.915	+1.210	17:43:29.453
26	1:31.640	+0.935	17:45:01.093
27	1:32.365	+1.660	17:46:33.458
28	1:31.940	+1.235	17:48:05.398
29	1:32.420	+1.715	17:49:37.818

(19) Salovuori / Nurminen/

1	1:38.658	+7.422	17:04:59.060
2	1:32.234	+0.998	17:06:31.294
3	1:31.825	+0.589	17:08:03.119
4	1:32.890	+1.654	17:09:36.009
5	1:31.267	+0.031	17:11:07.276
6	1:31.829	+0.593	17:12:39.105
7	1:32.485	+1.249	17:14:11.590
8	1:31.313	+0.077	17:15:42.903
9	1:31.444	+0.208	17:17:14.347
10	<b>1:31.236</b>		17:18:45.583
11	1:31.613	+0.377	17:20:17.196
12	1:31.523	+0.287	17:21:48.719
13	1:31.722	+0.486	17:23:20.441

Lap	Lap Tm	Diff	Time of Day
14	3:25.168	+1:53.932	17:26:45.609
15	1:34.525	+3.289	17:28:20.134
16	1:32.530	+1.294	17:29:52.664
17	1:32.205	+0.969	17:31:24.869
18	1:33.519	+2.283	17:32:58.388
19	1:32.200	+0.964	17:34:30.588
20	1:32.673	+1.437	17:36:03.261
21	1:33.140	+1.904	17:37:36.401
22	1:31.683	+0.447	17:39:08.084
23	1:31.951	+0.715	17:40:40.035
24	1:31.509	+0.273	17:42:11.544
25	1:34.851	+3.615	17:43:46.395
26	1:40.510	+9.274	17:45:26.905
27	1:36.879	+5.643	17:47:03.784
28	1:32.551	+1.315	17:48:36.335
29	1:32.742	+1.506	17:50:09.077

(79) Karuse Sven

1	1:36.275	+6.724	17:04:54.578
2	1:31.508	+1.957	17:06:26.086
3	1:30.601	+1.050	17:07:56.687
4	1:30.918	+1.367	17:09:27.605
5	1:29.692	+0.141	17:10:57.297
6	1:29.890	+0.339	17:12:27.187
7	1:29.587	+0.036	17:13:56.774
8	1:29.974	+0.423	17:15:26.748
9	1:30.284	+0.733	17:16:57.032
10	1:30.026	+0.475	17:18:27.058
11	1:30.515	+0.964	17:19:57.573
12	1:31.482	+1.931	17:21:29.055
13	1:30.576	+1.025	17:22:59.631
14	1:30.265	+0.714	17:24:29.896
15	3:04.144	+1:34.593	17:27:34.040
16	1:30.424	+0.873	17:29:04.464
17	<b>1:29.551</b>		17:30:34.015
18	1:30.076	+0.525	17:32:04.091
19	3:12.221	+1:42.670	17:35:16.312
20	1:32.146	+2.595	17:36:48.458
21	1:30.127	+0.576	17:38:18.585
22	1:30.336	+0.785	17:39:48.921
23	1:30.187	+0.636	17:41:19.108
24	1:30.368	+0.817	17:42:49.476
25	1:30.142	+0.591	17:44:19.618
26	1:30.190	+0.639	17:45:49.808
27	1:30.859	+1.308	17:47:20.667
28	1:30.583	+1.032	17:48:51.250
29	1:30.831	+1.280	17:50:22.081

(44) Raatikainen Joonas

1	1:37.860	+8.243	17:04:56.518
2	1:31.150	+1.533	17:06:27.668
3	1:31.884	+2.267	17:07:59.552
4	1:30.141	+0.524	17:09:29.693
5	1:30.340	+0.723	17:11:00.033
6	<b>1:29.617</b>		17:12:29.650
7	1:45.114	+15.497	17:14:14.764
8	1:31.222	+1.605	17:15:45.986
9	1:31.239	+1.622	17:17:17.225
10	1:31.306	+1.689	17:18:48.531
11	1:30.817	+1.200	17:20:19.348
12	1:30.721	+1.104	17:21:50.069
13	1:30.818	+1.201	17:23:20.887

(12) Vahämäki / Mäkelä

1	1:35.788	+6.297	17:04:50.660
2	1:29.539	+0.048	17:06:20.199

Lap	Lap Tm	Diff	Time of Day
3	<b>1:29.491</b>		17:07:49.690
4	1:30.103	+0.612	17:09:19.793
5	1:30.193	+0.702	17:10:49.986
6	1:30.483	+0.992	17:12:20.469
7	1:30.749	+1.258	17:13:51.218
8	1:30.657	+1.166	17:15:21.875

(15) Sundström Tomi

1	1:35.444	+6.219	17:04:52.694
2	1:30.639	+1.414	17:06:23.333
3	1:31.213	+1.988	17:07:54.546
4	<b>1:29.225</b>		17:09:23.771
5	1:29.841	+0.616	17:10:53.612
6	1:30.138	+0.913	17:12:23.750
7	3:12.771	+1:43.546	17:15:36.521

(9) Hagelin Toni

1	1:35.290	+5.684	17:04:51.678
2	1:31.092	+1.486	17:06:22.770
3	1:29.936	+0.330	17:07:52.706
4	<b>1:29.606</b>		17:09:22.312
5	1:30.589	+0.983	17:10:52.901
6	1:29.773	+0.167	17:12:22.674

(7) Eklund / Alanko

1	1:35.776	+6.056	17:04:55.232
2	1:31.647	+1.927	17:06:26.879
3	1:32.199	+2.479	17:07:59.078
4	1:30.438	+0.718	17:09:29.516
5	1:30.992	+1.272	17:11:00.508
6	<b>1:29.720</b>		17:12:30.228

Chief of Timing & Scoring

Orbits

Race Director

www.mylaps.com

Licensed to: Turun Special Cars Oy



# Porsche Racing Club

## Finland



### Porsche Festival Race 2017

BMW Xtreme

Alastaro Circuit 2,721 km

BMW Xtreme Race 2

26.8.2017 14:00

Race started at 14:03:59

Lap	Lap Tm	Diff	Time of Day	Lap	Lap Tm	Diff	Time of Day	Lap	Lap Tm	Diff	Time of Day
<b>(11) Grönthal / Grönthal</b>				9	1:44.924	+0.585	14:20:01.200	5	1:47.450	+1.927	14:13:17.182
1	1:50.859	+8.380	14:05:54.644	10	1:46.117	+1.778	14:21:47.317	6	<b>1:45.523</b>		14:15:02.705
2	1:44.317	+1.838	14:07:38.961	11	1:44.361	+0.022	14:23:31.678	7	1:47.884	+2.361	14:16:50.589
3	1:44.386	+1.907	14:09:23.347	12	<b>1:44.339</b>		14:25:16.017	8	1:49.386	+3.863	14:18:39.975
4	1:43.513	+1.034	14:11:06.860	<b>(44) Raatikainen Joonas</b>				9	1:46.428	+0.905	14:20:26.403
5	<b>1:42.479</b>		14:12:49.339	1	1:51.904	+8.063	14:05:57.008	10	1:47.730	+2.207	14:22:14.133
6	1:42.650	+0.171	14:14:31.989	2	1:49.711	+5.870	14:07:46.719	11	1:47.415	+1.892	14:24:01.548
7	1:43.337	+0.858	14:16:15.326	3	1:46.723	+2.882	14:09:33.442	12	1:48.011	+2.488	14:25:49.559
8	1:44.097	+1.618	14:17:59.423	4	1:45.824	+1.983	14:11:19.266	<b>(77) Padovani Thomas</b>			
9	1:43.924	+1.445	14:19:43.347	5	1:45.081	+1.240	14:13:04.347	1	1:53.797	+7.985	14:05:56.172
10	1:43.947	+1.468	14:21:27.294	6	1:44.942	+1.101	14:14:49.289	2	1:48.991	+3.179	14:07:45.163
11	1:44.663	+2.184	14:23:11.957	7	1:45.922	+2.081	14:16:35.211	3	1:46.261	+0.449	14:09:31.424
12	1:45.843	+3.364	14:24:57.800	8	1:44.745	+0.904	14:18:19.956	4	1:47.163	+1.351	14:11:18.587
<b>(54) Lintumäki / Lintumäki</b>				9	1:44.526	+0.685	14:20:04.482	5	1:47.942	+2.130	14:13:06.529
1	1:51.176	+8.316	14:05:54.281	10	1:45.054	+1.213	14:21:49.536	6	1:47.595	+1.783	14:14:54.124
2	1:46.249	+3.389	14:07:40.530	11	1:44.455	+0.614	14:23:33.991	7	1:47.395	+1.583	14:16:41.519
3	1:44.067	+1.207	14:09:24.597	12	<b>1:43.841</b>		14:25:17.832	8	1:47.133	+1.321	14:18:28.652
4	1:43.445	+0.585	14:11:08.042	<b>(60) Huhtala Juha</b>				9	<b>1:45.812</b>		14:20:14.464
5	<b>1:42.860</b>		14:12:50.902	1	1:52.783	+8.494	14:05:55.462	10	1:46.760	+0.948	14:22:01.224
6	1:43.002	+0.142	14:14:33.904	2	1:46.625	+2.336	14:07:42.087	11	1:59.700	+13.888	14:24:00.924
7	1:43.778	+0.918	14:16:17.682	3	1:50.901	+6.612	14:09:32.988	12	1:49.574	+3.762	14:25:50.498
8	1:43.715	+0.855	14:18:01.397	4	1:46.014	+1.725	14:11:19.002	<b>(78) Peeterson Peep</b>			
9	1:45.436	+2.576	14:19:46.833	5	1:44.629	+0.340	14:13:03.631	1	1:54.602	+8.383	14:06:01.418
10	1:44.441	+1.581	14:21:31.274	6	1:45.100	+0.811	14:14:48.731	2	1:50.551	+4.332	14:07:51.969
11	1:44.252	+1.392	14:23:15.526	7	1:48.230	+3.941	14:16:36.961	3	1:49.106	+2.887	14:09:41.075
12	1:44.107	+1.247	14:24:59.633	8	1:44.583	+0.294	14:18:21.544	4	1:48.296	+2.077	14:11:29.371
<b>(99) Tunder Kren</b>				9	1:44.429	+0.140	14:20:05.973	5	1:49.281	+3.062	14:13:18.652
1	1:51.128	+8.348	14:05:55.644	10	1:44.791	+0.502	14:21:50.764	6	<b>1:46.219</b>		14:15:04.871
2	1:47.326	+4.546	14:07:42.970	11	<b>1:44.289</b>		14:23:35.053	7	1:48.199	+1.980	14:16:53.070
3	1:43.730	+0.950	14:09:26.700	12	1:44.875	+0.586	14:25:19.928	8	1:48.244	+2.025	14:18:41.314
4	1:42.903	+0.123	14:11:09.603	<b>(15) Sundström Tomi</b>				9	1:47.155	+0.936	14:20:28.469
5	1:42.870	+0.090	14:12:52.473	1	1:54.691	+10.794	14:05:56.530	10	1:48.197	+1.978	14:22:16.666
6	<b>1:42.780</b>		14:14:35.253	2	1:49.516	+5.619	14:07:46.046	11	1:46.564	+0.345	14:24:03.230
7	1:43.384	+0.604	14:16:18.637	3	1:46.023	+2.126	14:09:32.069	12	1:47.345	+1.126	14:25:50.575
8	1:43.763	+0.983	14:18:02.400	4	1:45.816	+1.919	14:11:17.885	<b>(24) Rautjärvi Jome</b>			
9	1:44.071	+1.291	14:19:46.471	5	1:45.240	+1.343	14:13:03.125	1	1:55.876	+9.713	14:06:00.321
10	1:43.306	+0.526	14:21:29.777	6	1:44.961	+1.064	14:14:48.086	2	1:49.692	+3.529	14:07:50.013
11	1:49.231	+6.451	14:23:19.008	7	1:45.476	+1.579	14:16:33.562	3	1:49.437	+3.274	14:09:39.450
12	1:42.870	+0.090	14:25:01.878	8	1:45.010	+1.113	14:18:18.572	4	1:48.500	+2.337	14:11:27.950
<b>(7) Eklund / Alanko</b>				9	1:44.281	+0.384	14:20:02.853	5	1:48.087	+1.924	14:13:16.037
1	1:51.996	+9.135	14:05:58.260	10	1:50.700	+6.803	14:21:53.553	6	<b>1:46.163</b>		14:15:02.200
2	1:47.439	+4.578	14:07:45.699	11	<b>1:43.897</b>		14:23:37.450	7	1:47.861	+1.698	14:16:50.061
3	1:45.426	+2.565	14:09:31.125	12	1:44.764	+0.867	14:25:22.214	8	1:50.616	+4.453	14:18:40.677
4	1:45.381	+2.520	14:11:16.506	<b>(20) Tirkkonen Markus</b>				9	1:47.072	+0.909	14:20:27.749
5	1:46.099	+3.238	14:13:02.605	1	1:51.934	+6.474	14:05:56.781	10	1:48.659	+2.496	14:22:16.408
6	1:45.044	+2.183	14:14:47.649	2	1:51.651	+6.191	14:07:48.432	11	1:48.363	+2.200	14:24:04.771
7	1:44.751	+1.890	14:16:32.400	3	1:48.615	+3.155	14:09:37.047	12	1:46.965	+0.802	14:25:51.736
8	1:44.894	+2.033	14:18:17.294	4	1:47.922	+2.462	14:11:24.969	<b>(51) Sundström Roope</b>			
9	1:44.138	+1.277	14:20:01.432	5	1:47.353	+1.893	14:13:12.322	1	1:53.080	+6.850	14:05:59.012
10	1:45.384	+2.523	14:21:46.816	6	1:46.013	+0.553	14:14:58.335	2	1:50.368	+4.138	14:07:49.380
11	<b>1:42.861</b>		14:23:29.677	7	1:46.756	+1.296	14:16:45.091	3	1:48.591	+2.361	14:09:37.971
12	1:44.210	+1.349	14:25:13.887	8	<b>1:45.460</b>		14:18:30.551	4	1:50.014	+8.784	14:11:32.985
<b>(91) Kiil Andre</b>				9	1:45.935	+0.475	14:20:16.486	5	1:47.048	+0.818	14:13:20.033
1	1:53.898	+9.559	14:05:54.985	10	1:45.872	+0.412	14:22:02.358	6	1:47.554	+1.324	14:15:07.587
2	1:48.937	+4.598	14:07:43.922	11	1:45.632	+0.172	14:23:47.990	7	1:48.661	+2.431	14:16:56.248
3	1:46.313	+1.974	14:09:30.235	12	1:46.993	+1.533	14:25:34.983	8	1:47.653	+1.423	14:18:43.901
4	1:45.252	+0.913	14:11:15.487	<b>(22) Mustasilta Niko</b>				9	<b>1:46.230</b>		14:20:30.131
5	1:46.039	+1.700	14:13:01.526	1	1:56.187	+10.664	14:06:02.664	10	1:47.116	+0.886	14:22:17.247
6	1:44.981	+0.642	14:14:46.507	2	1:50.382	+4.859	14:07:53.046	11	1:48.037	+1.807	14:24:05.284
7	1:45.230	+0.891	14:16:31.737	3	1:48.527	+3.004	14:09:41.573	12	1:46.702	+0.472	14:25:51.986
8	1:44.539	+0.200	14:18:16.276	4	1:48.159	+2.636	14:11:29.732	<b>(37) Oja Sami</b>			

Chief of Timing & Scoring

Orbits

Race Director

www.mylaps.com

Licensed to: Turun Special Cars Oy



## Porsche Festival Race 2017


BMW Xtreme

Alastaro Circuit 2,721 km

BMW Xtreme Race 2

26.8.2017 14:00

Race started at 14:03:59



Lap	Lap Tm	Diff	Time of Day
1	1:55.323	+8.624	14:06:03.086
2	1:52.764	+6.065	14:07:55.850
3	1:48.887	+2.188	14:09:44.737
4	1:49.234	+2.535	14:11:33.971
5	1:47.795	+1.096	14:13:21.766
6	1:47.218	+0.519	14:15:08.984
7	1:48.426	+1.727	14:16:57.410
8	<b>1:46.699</b>		14:18:44.109
9	1:46.909	+0.210	14:20:31.018
10	1:46.732	+0.033	14:22:17.750
11	1:48.190	+1.491	14:24:05.940
12	1:49.201	+2.502	14:25:55.141

(73) Jugala Gert

Lap	Lap Tm	Diff	Time of Day
1	1:56.288	+8.886	14:06:02.302
2	2:04.454	+17.052	14:08:06.756
3	1:49.534	+2.132	14:09:56.290
4	1:48.032	+0.630	14:11:44.322
5	1:47.909	+0.507	14:13:32.231
6	1:47.446	+0.044	14:15:19.677
7	1:49.398	+1.996	14:17:09.075
8	1:48.465	+1.063	14:18:57.540
9	<b>1:47.402</b>		14:20:44.942
10	1:47.681	+0.279	14:22:32.623
11	1:48.567	+1.165	14:24:21.190
12	1:48.385	+0.983	14:26:09.575

(79) Karuse Sven

Lap	Lap Tm	Diff	Time of Day
1	1:54.467	+8.175	14:05:59.591
2	1:50.130	+3.838	14:07:49.721
3	1:49.169	+2.877	14:09:38.890
4	1:48.816	+2.524	14:11:27.706
5	2:14.861	+28.569	14:13:42.567
6	1:48.634	+2.342	14:15:31.201
7	1:48.887	+2.595	14:17:20.088
8	1:49.101	+2.809	14:19:09.189
9	<b>1:46.292</b>		14:20:55.481
10	1:47.387	+1.095	14:22:42.868
11	1:47.379	+1.087	14:24:30.247
12	1:48.666	+2.374	14:26:18.913

(21) Mäkelä Milla

Lap	Lap Tm	Diff	Time of Day
1	1:56.844	+4.322	14:06:05.233
2	1:57.883	+5.361	14:08:03.116
3	1:55.645	+3.123	14:09:58.761
4	1:54.696	+2.174	14:11:53.457
5	1:53.564	+1.042	14:13:47.021
6	1:53.937	+1.415	14:15:40.958
7	1:54.914	+2.392	14:17:35.872
8	1:54.137	+1.615	14:19:30.009
9	<b>1:52.522</b>		14:21:22.531
10	1:59.276	+6.754	14:23:21.807
11	1:58.991	+6.469	14:25:20.798

(9) Hagelin Toni

Lap	Lap Tm	Diff	Time of Day
1	1:54.478	+8.472	14:05:57.521
2	1:49.898	+3.892	14:07:47.419
3	1:47.710	+1.704	14:09:35.129
4	1:47.617	+1.611	14:11:22.746
5	1:47.573	+1.567	14:13:10.319
6	<b>1:46.006</b>		14:14:56.325
7	1:47.818	+1.812	14:16:44.143
8	2:39.005	+52.999	14:19:23.148
9	1:47.140	+1.134	14:21:10.288
10	1:46.524	+0.518	14:22:56.812

Lap	Lap Tm	Diff	Time of Day
(19) Salovuori / Nurminen			
1	1:54.027	+8.017	14:06:01.007
2	1:49.755	+3.745	14:07:50.762
3	1:49.601	+3.591	14:09:40.363
4	1:47.745	+1.735	14:11:28.108
5	1:47.104	+1.094	14:13:15.212
6	<b>1:46.010</b>		14:15:01.222

Lap	Lap Tm	Diff	Time of Day
-----	--------	------	-------------

Chief of Timing & Scoring

Orbits

Race Director

www.mylaps.com

Licensed to: Turun Special Cars Oy



### Porsche Festival Race 2017

BMW Xtreme

Alastaro Circuit 2,721 km

BMW Xtreme Race 3

26.8.2017 15:30

Race started at 15:32:27

Lap	Lap Tm	Diff	Time of Day	Lap	Lap Tm	Diff	Time of Day	Lap	Lap Tm	Diff	Time of Day
<b>(91) Kil Andre</b>				9	1:42.532	+0.091	15:48:10.204	5	1:45.724	+1.305	15:41:28.373
1	1:47.179	+6.122	15:34:16.082	10	1:43.021	+0.580	15:49:53.225	6	1:45.820	+1.401	15:43:14.193
2	1:43.280	+2.223	15:35:59.362	11	<b>1:42.441</b>		15:51:35.666	7	1:46.071	+1.652	15:45:00.264
3	1:42.756	+1.699	15:37:42.118	12	1:44.063	+1.622	15:53:19.729	8	1:46.574	+2.155	15:46:46.838
4	1:43.022	+1.965	15:39:25.140	<b>(9) Hagelin Toni</b>				9	1:45.203	+0.784	15:48:32.041
5	1:42.094	+1.037	15:41:07.234	1	1:51.127	+8.665	15:34:21.998	10	<b>1:44.419</b>		15:50:16.460
6	1:42.136	+1.079	15:42:49.370	2	1:45.262	+2.800	15:36:07.260	11	1:45.303	+0.884	15:52:01.763
7	1:46.946	+5.889	15:44:36.316	3	1:44.923	+2.461	15:37:52.183	12	1:44.561	+0.142	15:53:46.324
8	1:41.850	+0.793	15:46:18.166	4	1:43.997	+1.535	15:39:36.180	<b>(79) Karuse Sven</b>			
9	1:41.645	+0.588	15:47:59.811	5	1:43.804	+1.342	15:41:19.984	1	1:54.902	+9.774	15:34:27.754
10	1:41.845	+0.788	15:49:41.656	6	1:43.674	+1.212	15:43:03.658	2	1:49.167	+4.039	15:36:16.921
11	<b>1:41.057</b>		15:51:22.713	7	1:43.248	+0.786	15:44:46.906	3	1:48.693	+3.565	15:38:05.614
12	1:41.485	+0.428	15:53:04.198	8	1:43.297	+0.835	15:46:30.203	4	1:47.388	+2.260	15:39:53.002
<b>(99) Tunder Kren</b>				9	1:42.940	+0.478	15:48:13.143	5	1:47.433	+2.305	15:41:40.435
1	1:47.585	+6.536	15:34:19.737	10	<b>1:42.462</b>		15:49:55.605	6	1:45.440	+0.312	15:43:25.875
2	1:43.880	+2.831	15:36:03.617	11	1:42.633	+0.171	15:51:38.238	7	1:45.454	+0.326	15:45:11.329
3	1:43.640	+2.591	15:37:47.257	12	1:42.692	+0.230	15:53:20.930	8	<b>1:45.128</b>		15:46:56.457
4	1:43.609	+2.560	15:39:30.866	<b>(77) Padovani Thomas</b>				9	1:45.131	+0.003	15:48:41.588
5	1:41.603	+0.554	15:41:12.469	1	1:48.781	+6.857	15:34:21.093	10	1:47.309	+2.181	15:50:28.897
6	1:42.529	+1.480	15:42:54.998	2	1:45.889	+3.965	15:36:06.982	11	1:47.136	+2.008	15:52:16.033
7	1:42.122	+1.073	15:44:37.120	3	1:44.564	+2.640	15:37:51.546	12	1:45.911	+0.783	15:54:01.944
8	1:41.715	+0.666	15:46:18.835	4	1:43.981	+2.057	15:39:35.527	<b>(78) Peeterson Peep</b>			
9	1:41.533	+0.484	15:48:00.368	5	1:44.043	+2.119	15:41:19.570	1	1:50.889	+5.735	15:34:24.782
10	1:41.775	+0.726	15:49:42.143	6	1:43.513	+1.589	15:43:03.083	2	1:47.891	+2.737	15:36:12.673
11	1:41.305	+0.256	15:51:23.448	7	1:43.291	+1.367	15:44:46.374	3	1:47.350	+2.196	15:38:00.023
12	<b>1:41.049</b>		15:53:04.497	8	1:44.095	+2.171	15:46:30.469	4	1:47.013	+1.859	15:39:47.036
<b>(11) Grönthal / Grönthal</b>				9	1:43.325	+1.401	15:48:13.794	5	1:46.948	+1.794	15:41:33.984
1	1:48.447	+5.560	15:34:18.280	10	1:43.498	+1.574	15:49:57.292	6	1:46.412	+1.258	15:43:20.396
2	1:44.257	+1.370	15:36:02.537	11	<b>1:41.924</b>		15:51:39.216	7	1:45.510	+0.356	15:45:05.906
3	1:44.091	+1.204	15:37:46.628	12	1:43.156	+1.232	15:53:22.372	8	1:49.210	+4.056	15:46:55.116
4	1:44.745	+1.858	15:39:31.373	<b>(60) Huhtala Juha</b>				9	<b>1:45.154</b>		15:48:40.270
5	1:44.744	+1.857	15:41:16.117	1	1:48.640	+6.330	15:34:20.346	10	1:48.391	+3.237	15:50:28.661
6	1:43.589	+0.702	15:42:59.706	2	1:44.832	+2.522	15:36:05.178	11	1:47.693	+2.539	15:52:16.354
7	1:43.185	+0.298	15:44:42.891	3	1:44.432	+2.122	15:37:49.610	12	1:45.838	+0.684	15:54:02.192
8	1:42.978	+0.091	15:46:25.869	4	1:43.883	+1.573	15:39:33.493	<b>(22) Mustasilta Niko</b>			
9	<b>1:42.887</b>		15:48:08.756	5	1:44.434	+2.124	15:41:17.927	1	1:54.467	+9.964	15:34:28.723
10	1:42.894	+0.007	15:49:51.650	6	1:43.962	+1.652	15:43:01.889	2	1:49.391	+4.888	15:36:18.114
11	1:43.173	+0.286	15:51:34.823	7	1:43.478	+1.168	15:44:45.367	3	1:47.965	+3.462	15:38:06.079
12	1:43.182	+0.295	15:53:18.005	8	1:46.766	+4.456	15:46:32.133	4	1:48.054	+3.551	15:39:54.133
<b>(44) Raatikainen Joonas</b>				9	1:42.648	+0.338	15:48:14.781	5	1:47.661	+3.158	15:41:41.794
1	1:48.319	+6.210	15:34:21.581	10	1:43.389	+1.079	15:49:58.170	6	1:47.883	+3.380	15:43:29.677
2	1:44.953	+2.844	15:36:06.534	11	<b>1:42.310</b>		15:51:40.480	7	1:47.066	+2.563	15:45:16.743
3	1:43.903	+1.794	15:37:50.437	12	1:42.590	+0.280	15:53:23.070	8	1:46.564	+2.061	15:47:03.307
4	1:44.012	+1.903	15:39:34.449	<b>(24) Raujarvi Jonne</b>				9	1:45.919	+1.416	15:48:49.226
5	1:43.791	+1.682	15:41:18.240	1	1:51.178	+7.688	15:34:22.917	10	1:45.514	+1.011	15:50:34.740
6	1:44.013	+1.904	15:43:02.253	2	1:45.867	+2.377	15:36:08.784	11	<b>1:44.503</b>		15:52:19.243
7	1:43.252	+1.143	15:44:45.505	3	1:45.253	+1.763	15:37:54.037	12	1:48.322	+3.819	15:54:07.565
8	1:43.549	+1.440	15:46:29.054	4	1:43.783	+0.293	15:39:37.820	<b>(7) Eklund / Alanko</b>			
9	1:42.568	+0.459	15:48:11.622	5	1:44.692	+1.202	15:41:22.512	1	1:52.139	+6.318	15:34:26.687
10	1:42.575	+0.466	15:49:54.197	6	1:44.348	+0.858	15:43:06.860	2	1:48.189	+2.368	15:36:14.876
11	<b>1:42.109</b>		15:51:36.306	7	1:44.111	+0.621	15:44:50.971	3	1:48.911	+3.090	15:38:03.787
12	1:42.845	+0.736	15:53:19.151	8	1:45.413	+1.923	15:46:36.384	4	1:48.227	+2.406	15:39:52.014
<b>(15) Sundström Tomi</b>				9	1:45.035	+1.545	15:48:21.419	5	1:47.444	+1.623	15:41:39.458
1	1:48.689	+6.248	15:34:19.053	10	1:44.546	+1.056	15:50:05.965	6	1:48.496	+2.675	15:43:27.954
2	1:45.324	+2.883	15:36:04.377	11	<b>1:43.490</b>		15:51:49.455	7	1:47.687	+1.866	15:45:15.641
3	1:44.047	+1.606	15:37:48.424	12	1:44.028	+0.538	15:53:33.483	8	1:46.538	+0.717	15:47:02.179
4	1:43.960	+1.519	15:39:32.384	<b>(20) Tirkkonen Markus</b>				9	1:46.734	+0.913	15:48:48.913
5	1:44.616	+2.175	15:41:17.000	1	1:51.158	+6.739	15:34:23.940	10	1:47.566	+1.745	15:50:36.479
6	1:44.037	+1.596	15:43:01.037	2	1:46.705	+2.286	15:36:10.645	11	<b>1:45.821</b>		15:52:22.300
7	1:43.019	+0.578	15:44:44.056	3	1:46.311	+1.892	15:37:56.956	12	1:46.817	+0.996	15:54:09.117
8	1:43.616	+1.175	15:46:27.672	4	1:45.693	+1.274	15:39:42.649	<b>(54) Lintumäki / Lintumäki</b>			

Chief of Timing & Scoring

Orbits

Race Director

www.mylaps.com

Licensed to: Turun Special Cars Oy



# Porsche Racing Club

Finland



## Porsche Festival Race 2017


BMW Xtreme

Alastaro Circuit 2,721 km

BMW Xtreme Race 3

26.8.2017 15:30

Race started at 15:32:27



Lap	Lap Tm	Diff	Time of Day
1	1:53.634	+7.827	15:34:29.823
2	1:49.134	+3.327	15:36:18.957
3	1:48.128	+2.321	15:38:07.085
4	1:47.639	+1.832	15:39:54.724
5	1:47.620	+1.813	15:41:42.344
6	1:48.420	+2.613	15:43:30.764
7	1:47.096	+1.289	15:45:17.860
8	1:46.432	+0.625	15:47:04.292
9	<b>1:45.807</b>		15:48:50.099
10	1:46.652	+0.845	15:50:36.751
11	1:45.959	+0.152	15:52:22.710
12	1:46.712	+0.905	15:54:09.422

(51) Sundström Roope

Lap	Lap Tm	Diff	Time of Day
1	1:53.129	+7.401	15:34:27.204
2	1:48.980	+3.252	15:36:16.184
3	1:48.493	+2.765	15:38:04.677
4	1:47.908	+2.180	15:39:52.585
5	1:48.333	+2.605	15:41:40.918
6	1:47.569	+1.841	15:43:28.487
7	1:48.963	+3.235	15:45:17.450
8	1:48.228	+2.500	15:47:05.678
9	1:46.448	+0.720	15:48:52.126
10	1:46.511	+0.783	15:50:38.637
11	<b>1:45.728</b>		15:52:24.365
12	1:45.851	+0.123	15:54:10.216

(37) Oja Sami

Lap	Lap Tm	Diff	Time of Day
1	1:54.005	+8.862	15:34:28.556
2	1:48.879	+3.736	15:36:17.435
3	1:50.285	+5.142	15:38:07.720
4	1:48.002	+2.859	15:39:55.722
5	1:47.370	+2.227	15:41:43.092
6	1:48.417	+3.274	15:43:31.509
7	1:47.210	+2.067	15:45:18.719
8	1:47.359	+2.216	15:47:06.078
9	1:46.673	+1.530	15:48:52.751
10	1:46.546	+1.403	15:50:39.297
11	1:46.108	+0.965	15:52:25.405
12	<b>1:45.143</b>		15:54:10.548

(73) Jugala Gert

Lap	Lap Tm	Diff	Time of Day
1	1:55.730	+9.183	15:34:27.708
2	1:48.973	+2.426	15:36:16.681
3	1:48.850	+2.303	15:38:05.531
4	1:48.037	+1.490	15:39:53.568
5	1:47.796	+1.249	15:41:41.364
6	1:47.914	+1.367	15:43:29.278
7	1:47.292	+0.745	15:45:16.570
8	1:46.729	+0.182	15:47:03.299
9	1:47.911	+1.364	15:48:51.210
10	1:46.963	+0.416	15:50:38.173
11	1:49.818	+3.271	15:52:27.991
12	<b>1:46.547</b>		15:54:14.538

(21) Mäkela Mila

Lap	Lap Tm	Diff	Time of Day
1	1:55.801	+8.141	15:34:31.003
2	1:55.399	+7.739	15:36:26.402
3	1:52.408	+4.748	15:38:18.810
4	1:50.981	+3.321	15:40:09.791
5	1:50.109	+2.449	15:41:59.900
6	1:49.712	+2.052	15:43:49.612
7	1:50.198	+2.538	15:45:39.810
8	1:50.274	+2.614	15:47:30.084
9	1:49.529	+1.869	15:49:19.613
10	<b>1:47.660</b>		15:51:07.273

Lap	Lap Tm	Diff	Time of Day
11	1:49.245	+1.585	15:52:56.518
12	1:49.878	+2.218	15:54:46.396

(19) Salovuori / Nurminen

Lap	Lap Tm	Diff	Time of Day
1	<b>1:56.737</b>		15:34:32.209

Chief of Timing & Scoring

Orbits

Race Director

www.mylaps.com

Licensed to: Turun Special Cars Oy



# Porsche Racing Club

## Finland



### Porsche Festival Race 2017


Porsche GT 3 Cup Challenge

Alastaro Circuit 2,721 km

GT3 Cup Challenge Race 1

26.8.2017 13:00

Race started at 12:58:49



Lap	Lap Tm	Diff	Time of Day
<b>(32) Haru Tommi</b>			
1	1:29.957	+1.939	13:00:21.664
2	1:29.046	+1.028	13:01:50.710
3	1:29.976	+1.958	13:03:20.686
4	1:28.803	+0.785	13:04:49.489
5	1:29.156	+1.138	13:06:18.645
6	1:28.285	+0.267	13:07:46.930
7	<b>1:28.018</b>		13:09:14.948
8	1:28.424	+0.406	13:10:43.372
9	1:28.520	+0.502	13:12:11.892
10	1:28.967	+0.949	13:13:40.859
11	1:29.163	+1.145	13:15:10.022
12	1:29.375	+1.357	13:16:39.397
13	1:29.208	+1.190	13:18:08.605
14	1:29.054	+1.036	13:19:37.659

Lap	Lap Tm	Diff	Time of Day
<b>(38) Kuusiniemi Jussi</b>			
1	1:31.533	+3.279	13:00:23.531
2	1:30.080	+1.826	13:01:53.611
3	1:29.662	+1.408	13:03:23.273
4	1:28.876	+0.622	13:04:52.149
5	1:28.364	+0.110	13:06:20.513
6	<b>1:28.254</b>		13:07:48.767
7	1:28.524	+0.270	13:09:17.291
8	1:28.799	+0.545	13:10:46.090
9	1:30.055	+1.801	13:12:16.145
10	1:29.007	+0.753	13:13:45.152
11	1:28.891	+0.637	13:15:14.043
12	1:28.852	+0.598	13:16:42.895
13	1:28.782	+0.528	13:18:11.677
14	1:28.643	+0.389	13:19:40.320

Lap	Lap Tm	Diff	Time of Day
<b>(30) Laivola Ari</b>			
1	1:37.442	+7.205	13:00:29.855
2	<b>1:30.237</b>		13:02:00.092
3	1:31.886	+1.649	13:03:31.978
4	1:32.392	+2.155	13:05:04.370
5	1:32.326	+2.089	13:06:36.696
6	1:32.595	+2.358	13:08:09.291
7	1:32.552	+2.315	13:09:41.843
8	1:31.654	+1.417	13:11:13.497
9	1:32.575	+2.338	13:12:46.072
10	1:32.414	+2.177	13:14:18.486
11	1:32.306	+2.069	13:15:50.792
12	1:31.661	+1.424	13:17:22.453
13	1:31.038	+0.801	13:18:53.491
14	1:31.813	+1.576	13:20:25.304

Lap	Lap Tm	Diff	Time of Day
<b>(41) Niemi Raimo</b>			
1	1:32.716	+2.194	13:00:24.714
2	<b>1:30.522</b>		13:01:55.236
3	1:31.700	+1.178	13:03:26.936
4	1:30.969	+0.447	13:04:57.905
5	1:31.298	+0.776	13:06:29.203
6	1:44.695	+14.173	13:08:13.898
7	1:32.540	+2.018	13:09:46.438
8	1:31.288	+0.766	13:11:17.726
9	1:31.547	+1.025	13:12:49.273
10	1:31.953	+1.431	13:14:21.226
11	1:31.004	+0.482	13:15:52.230
12	1:31.005	+0.483	13:17:23.235
13	1:30.992	+0.470	13:18:54.227
14	1:31.834	+1.312	13:20:26.061

Lap	Lap Tm	Diff	Time of Day
<b>(313) Skurnik Daniel</b>			

Lap	Lap Tm	Diff	Time of Day
1	1:34.859	+3.500	13:00:27.526
2	<b>1:31.359</b>		13:01:58.885
3	1:48.160	+16.801	13:03:47.045
4	1:46.672	+15.313	13:05:33.717
5	1:33.050	+1.691	13:07:06.767
6	1:33.416	+2.057	13:08:40.183
7	1:31.747	+0.388	13:10:11.930
8	1:33.463	+2.104	13:11:45.393
9	1:33.129	+1.770	13:13:18.522
10	1:32.844	+1.485	13:14:51.366
11	1:33.102	+1.743	13:16:24.468
12	1:51.352	+19.993	13:18:15.820
13	1:33.578	+2.219	13:19:49.398

Lap	Lap Tm	Diff	Time of Day
<b>(42) Palmberg Clas</b>			
1	1:43.050	+8.716	13:00:36.392
2	1:36.856	+2.522	13:02:13.248
3	1:37.241	+2.907	13:03:50.489
4	1:38.326	+3.992	13:05:28.815
5	1:36.489	+2.155	13:07:05.304
6	1:34.590	+0.256	13:08:39.894
7	1:36.193	+1.859	13:10:16.087
8	2:32.669	+58.335	13:12:48.756
9	1:36.224	+1.890	13:14:24.980
10	1:35.387	+1.053	13:16:00.367
11	<b>1:34.334</b>		13:17:34.701
12	1:34.926	+0.592	13:19:09.627
13	1:40.030	+5.696	13:20:49.657

Lap	Lap Tm	Diff	Time of Day
<b>(37) Rautainen Jim</b>			
1	<b>1:34.941</b>		13:00:26.747
2	3:15.444	+1:40.503	13:03:42.191

Chief of Timing & Scoring

Orbits

Race Director

www.mylaps.com

Licensed to: Turun Special Cars Oy



# Porsche Racing Club

## Finland



### Porsche Festival Race 2017


Porsche GT 3 Cup Challenge

Alastaro Circuit 2,721 km

GT3 Cup Challenge Race 2

26.8.2017 16:30

Race started at 16:40:32



Lap	Lap Tm	Diff	Time of Day
<b>(38) Kuusiniemi Jussi</b>			
1	1:21.864	+3.799	16:43:17.423
2	1:22.103	+4.038	16:44:39.526
3	1:22.040	+3.975	16:46:01.566
4	1:19.474	+1.409	16:47:21.040
5	1:18.859	+0.794	16:48:39.899
6	1:19.602	+1.537	16:49:59.501
7	1:19.705	+1.640	16:51:19.206
8	1:19.639	+1.574	16:52:38.845
9	1:20.064	+1.999	16:53:58.909
10	1:18.677	+0.612	16:55:17.586
11	1:18.219	+0.154	16:56:35.805
12	<b>1:18.065</b>		16:57:53.870
13	1:18.090	+0.025	16:59:11.960
14	1:18.435	+0.370	17:00:30.395

<b>(32) Haru Tommi</b>			
1	1:22.088	+3.279	16:43:17.281
2	1:22.094	+3.285	16:44:39.375
3	1:22.085	+3.276	16:46:01.460
4	1:21.157	+2.348	16:47:22.617
5	1:19.980	+1.171	16:48:42.597
6	1:19.709	+0.900	16:50:02.306
7	1:19.866	+1.057	16:51:22.172
8	1:20.050	+1.241	16:52:42.222
9	1:20.205	+1.396	16:54:02.427
10	1:19.391	+0.582	16:55:21.818
11	1:18.950	+0.141	16:56:40.768
12	<b>1:18.809</b>		16:57:59.577
13	1:19.782	+0.973	16:59:19.359
14	1:18.996	+0.187	17:00:38.355

<b>(34) Tiimaa Oliver</b>			
1	1:21.425	+3.151	16:43:19.543
2	1:21.729	+3.455	16:44:41.272
3	1:21.613	+3.339	16:46:02.885
4	2:41.525	+1:23.251	16:48:44.410
5	1:19.776	+1.502	16:50:04.186
6	1:19.590	+1.316	16:51:23.776
7	1:19.873	+1.599	16:52:43.649
8	1:20.288	+2.014	16:54:03.937
9	<b>1:18.274</b>		16:55:22.211
10	1:19.106	+0.832	16:56:41.317
11	1:18.627	+0.353	16:57:59.944
12	1:19.828	+1.554	16:59:19.772
13	1:18.897	+0.623	17:00:38.669

<b>(41) Niemi Raimo</b>			
1	1:21.324	+3.214	16:43:18.335
2	1:22.321	+4.211	16:44:40.656
3	1:22.751	+4.641	16:46:03.407
4	1:21.642	+3.532	16:47:25.049
5	1:19.900	+1.790	16:48:44.949
6	1:19.961	+1.851	16:50:04.910
7	1:20.018	+1.906	16:51:24.928
8	1:20.374	+2.264	16:52:45.302
9	1:20.300	+2.190	16:54:05.602
10	1:18.691	+0.581	16:55:24.293
11	<b>1:18.110</b>		16:56:42.403
12	1:18.520	+0.410	16:58:00.923
13	1:19.695	+1.585	16:59:20.618
14	1:18.956	+0.846	17:00:39.574

<b>(30) Laivola Ari</b>			
1	1:21.615	+2.577	16:43:17.920

Lap	Lap Tm	Diff	Time of Day
2	1:22.133	+3.095	16:44:40.053
3	1:22.119	+3.081	16:46:02.172
4	1:21.052	+2.014	16:47:23.224
5	1:20.002	+0.964	16:48:43.226
6	1:19.682	+0.644	16:50:02.908
7	1:19.961	+0.923	16:51:22.869
8	1:19.963	+0.925	16:52:42.832
9	1:27.168	+8.130	16:54:10.000
10	1:19.826	+0.788	16:55:29.826
11	<b>1:19.038</b>		16:56:48.864
12	1:19.537	+0.499	16:58:08.401
13	1:19.248	+0.210	16:59:27.649
14	1:19.750	+0.712	17:00:47.399

<b>(313) Skurnik Daniel</b>			
1	1:21.697	+1.916	16:43:19.270
2	1:21.782	+2.001	16:44:41.052
3	1:21.673	+1.892	16:46:02.725
4	1:21.346	+1.565	16:47:24.071
5	1:19.840	+0.059	16:48:43.911
6	1:19.903	+0.122	16:50:03.814
7	<b>1:19.781</b>		16:51:23.595
8	1:21.321	+1.540	16:52:44.916
9	1:27.114	+7.333	16:54:12.030
10	1:20.439	+0.658	16:55:32.469
11	1:19.992	+0.211	16:56:52.461
12	1:20.429	+0.648	16:58:12.890
13	1:20.831	+1.050	16:59:33.721
14	1:20.676	+0.895	17:00:54.397

<b>(42) Palmberg Clas</b>			
1	1:31.605	+1.842	16:43:38.374
2	1:32.497	+2.734	16:45:10.871
3	1:31.487	+1.724	16:46:42.358
4	1:32.531	+2.768	16:48:14.889
5	1:31.365	+1.602	16:49:46.254
6	1:32.498	+2.735	16:51:18.752
7	1:35.894	+6.131	16:52:54.646
8	1:32.581	+2.818	16:54:27.227
9	1:32.184	+2.421	16:55:59.411
10	1:30.938	+1.175	16:57:30.349
11	<b>1:29.763</b>		16:59:00.112
12	1:30.465	+0.702	17:00:30.577

Chief of Timing & Scoring

Orbits

Race Director

www.mylaps.com

Licensed to: Turun Special Cars Oy





# Porsche Racing Club

## Finland



### Porsche Festival Race 2017


Porsche Sports Cup

Alastaro Circuit 2,721 km

Porsche Sports Club Race 1

26.8.2017 14:30

Race started at 14:36:58



Lap	Lap Tm	Diff	Time of Day
<b>(27) Schroderus Esa</b>			
1	1:31.053	+0.231	14:38:30.371
2	1:30.915	+0.093	14:40:01.286
3	<b>1:30.822</b>		14:41:32.108
4	1:31.219	+0.397	14:43:03.327
5	1:32.427	+1.605	14:44:35.754
6	1:33.564	+2.742	14:46:09.318
7	1:31.084	+0.262	14:47:40.402
8	1:31.181	+0.359	14:49:11.583
9	1:31.277	+0.455	14:50:42.860
10	1:31.350	+0.528	14:52:14.210
11	1:31.968	+1.146	14:53:46.178
12	1:32.141	+1.319	14:55:18.319
13	1:31.993	+1.171	14:56:50.312
14	1:33.853	+3.031	14:58:24.165

<b>(99) Kangas Simo P.</b>			
1	1:33.973	+2.675	14:38:33.738
2	<b>1:31.298</b>		14:40:05.036
3	1:32.533	+1.235	14:41:37.569
4	1:31.498	+0.200	14:43:09.067
5	1:34.434	+3.136	14:44:43.501
6	1:33.672	+2.374	14:46:17.173
7	1:33.457	+2.159	14:47:50.630
8	1:33.819	+2.521	14:49:24.449
9	1:34.346	+3.048	14:50:58.795
10	1:31.989	+0.691	14:52:30.784
11	1:32.761	+1.463	14:54:03.545
12	1:32.522	+1.224	14:55:36.067
13	1:33.081	+1.783	14:57:09.148
14	1:35.084	+3.786	14:58:44.232

<b>(40) Niemelä Toni</b>			
1	1:33.011	+1.685	14:38:32.984
2	<b>1:31.326</b>		14:40:04.310
3	1:32.290	+0.964	14:41:36.600
4	1:31.657	+0.331	14:43:08.257
5	1:34.611	+3.285	14:44:42.868
6	1:32.868	+1.542	14:46:15.736
7	1:33.998	+2.672	14:47:49.734
8	1:33.932	+2.606	14:49:23.666
9	1:33.539	+2.213	14:50:57.205
10	1:32.375	+1.049	14:52:29.580
11	1:33.283	+1.957	14:54:02.863
12	1:33.889	+2.563	14:55:36.752
13	1:32.986	+1.660	14:57:09.738
14	1:35.128	+3.802	14:58:44.866

<b>(95) Ollila Jari</b>			
1	1:34.461	+2.776	14:38:34.210
2	<b>1:31.685</b>		14:40:05.895
3	1:31.922	+0.237	14:41:37.817
4	1:32.005	+0.320	14:43:09.822
5	1:34.091	+2.406	14:44:43.913
6	1:34.496	+2.811	14:46:18.409
7	1:32.512	+0.827	14:47:50.921
8	1:33.858	+2.173	14:49:24.779
9	1:34.191	+2.506	14:50:58.970
10	1:32.267	+0.582	14:52:31.237
11	1:32.704	+1.019	14:54:03.941
12	1:33.872	+2.187	14:55:37.813
13	1:32.188	+0.503	14:57:10.001
14	1:35.286	+3.601	14:58:45.287

<b>(97) Granqvist Juha</b>			
----------------------------	--	--	--

1	1:34.827	+2.808	14:38:34.949
2	1:32.208	+0.189	14:40:07.157
3	2:55.357	+1:23.338	14:43:02.514
4	1:36.825	+4.806	14:44:39.339
5	1:34.620	+2.601	14:46:13.959
6	1:34.085	+2.066	14:47:48.044
7	<b>1:32.019</b>		14:49:20.063
8	1:32.640	+0.621	14:50:52.703
9	1:32.168	+0.149	14:52:24.871
10	1:32.658	+0.639	14:53:57.529
11	1:32.074	+0.055	14:55:29.603
12	1:32.218	+0.199	14:57:01.821
13	1:32.832	+0.813	14:58:34.653

<b>(71) Wrede Mattias</b>			
1	1:45.487	+6.666	14:38:46.168
2	1:44.006	+5.205	14:40:30.174
3	1:45.456	+6.655	14:42:15.630
4	1:44.349	+5.548	14:43:59.979
5	1:45.499	+6.698	14:45:45.478
6	1:44.586	+5.785	14:47:30.064
7	1:44.202	+5.401	14:49:14.266
8	1:46.424	+7.623	14:51:00.690
9	1:43.897	+5.096	14:52:44.587
10	1:41.830	+3.029	14:54:26.417
11	1:41.262	+2.461	14:56:07.679
12	1:40.325	+1.524	14:57:48.004
13	<b>1:38.801</b>		14:59:26.805

<b>(55) Virkki Juha</b>			
1	1:48.469	+9.987	14:38:50.293
2	1:48.725	+10.243	14:40:39.018
3	1:47.644	+9.162	14:42:26.662
4	1:46.624	+8.142	14:44:13.286
5	1:45.631	+7.149	14:45:58.917
6	1:45.281	+6.799	14:47:44.198
7	1:47.340	+8.858	14:49:31.538
8	1:44.697	+6.215	14:51:16.235
9	1:43.512	+5.030	14:52:59.747
10	1:43.066	+4.584	14:54:42.813
11	1:41.147	+2.665	14:56:23.960
12	1:40.131	+1.649	14:58:04.091
13	<b>1:38.482</b>		14:59:42.573

<b>(5) Kupiainen Pasi</b>			
1	1:51.537	+12.245	14:38:53.007
2	1:48.619	+9.327	14:40:41.626
3	1:48.289	+8.997	14:42:29.915
4	1:47.015	+7.723	14:44:16.930
5	1:46.129	+6.837	14:46:03.059
6	1:45.600	+6.308	14:47:48.659
7	1:46.912	+7.620	14:49:35.571
8	1:45.185	+5.893	14:51:20.756
9	1:44.255	+4.963	14:53:05.011
10	1:43.996	+4.704	14:54:49.007
11	1:43.186	+3.894	14:56:32.193
12	1:40.617	+1.325	14:58:12.810
13	<b>1:39.292</b>		14:59:52.102

<b>(24) Sundfors Kenneth</b>			
1	1:51.795	+9.953	14:38:52.604
2	1:52.401	+10.559	14:40:45.005
3	1:50.924	+9.082	14:42:35.929
4	1:48.586	+6.744	14:44:24.515
5	1:49.227	+7.385	14:46:13.742
6	1:50.233	+8.391	14:48:03.975

7	1:47.233	+5.391	14:49:51.208
8	1:46.258	+4.416	14:51:37.466
9	1:45.005	+3.163	14:53:22.471
10	1:43.292	+1.450	14:55:05.763
11	<b>1:41.842</b>		14:56:47.605
12	1:41.965	+0.123	14:58:29.570

<b>(46) Engblom Niklas</b>			
1	1:52.791	+10.879	14:38:56.875
2	1:52.416	+10.504	14:40:49.291
3	1:50.644	+8.732	14:42:39.935
4	1:49.812	+7.900	14:44:29.747
5	1:49.282	+7.370	14:46:19.029
6	1:48.878	+6.966	14:48:07.907
7	1:46.184	+4.272	14:49:54.091
8	1:45.604	+3.692	14:51:39.695
9	1:44.281	+2.369	14:53:23.976
10	1:43.286	+1.374	14:55:07.262
11	<b>1:41.912</b>		14:56:49.174
12	1:43.697	+1.785	14:58:32.871

<b>(28) Carlsson John</b>			
1	1:53.126	+11.726	14:38:55.854
2	1:53.086	+11.686	14:40:48.940
3	1:50.348	+8.948	14:42:39.288
4	1:51.498	+10.098	14:44:30.786
5	1:50.296	+8.896	14:46:21.082
6	1:48.623	+7.223	14:48:09.705
7	1:46.688	+5.288	14:49:56.393
8	1:45.898	+4.498	14:51:42.291
9	1:43.956	+2.556	14:53:26.247
10	1:42.786	+1.386	14:55:09.033
11	<b>1:41.400</b>		14:56:50.433
12	1:55.580	+14.180	14:58:46.013

<b>(64) Asumaniemi Kimi</b>			
1	1:52.970	+9.463	14:38:56.081
2	1:53.906	+10.399	14:40:49.987
3	1:50.386	+6.879	14:42:40.373
4	1:50.732	+7.225	14:44:31.105
5	1:50.465	+6.958	14:46:21.570
6	1:48.870	+5.363	14:48:10.440
7	1:47.225	+3.718	14:49:57.665
8	1:46.596	+3.089	14:51:44.261
9	1:46.254	+2.747	14:53:30.515
10	1:44.623	+1.116	14:55:15.138
11	<b>1:43.507</b>		14:56:58.645
12	1:47.809	+4.302	14:58:46.454

<b>(199) Nilsson Peter</b>			
1	1:53.675	+13.131	14:38:58.283
2	1:54.201	+13.657	14:40:52.484
3	1:51.525	+10.981	14:42:44.009
4	1:49.095	+8.551	14:44:33.104
5	1:51.477	+10.933	14:46:24.581
6	1:47.909	+7.365	14:48:12.490
7	1:47.360	+6.816	14:49:59.850
8	1:45.350	+4.806	14:51:45.200
9	1:44.740	+4.196	14:53:29.940
10	1:41.627	+1.083	14:55:11.567
11	<b>1:40.544</b>		14:56:52.111
12	1:55.925	+15.381	14:58:48.036

<b>(94) Niemelä Viljami</b>			
1	1:53.355	+8.333	14:38:57.506
2	1:53.441	+8.419	14:40:50.947

Chief of Timing & Scoring

Race Director

Orbits

www.mylaps.com

Licensed to: Turun Special Cars Oy



# Porsche Racing Club

## Finland



### Porsche Festival Race 2017


Porsche Sports Cup

Alastaro Circuit 2,721 km

Porsche Sports Club Race 1

26.8.2017 14:30

Race started at 14:36:58



Lap	Lap Tm	Diff	Time of Day
3	1:50.173	+5.151	14:42:41.120
4	1:50.489	+5.467	14:44:31.609
5	1:50.890	+5.868	14:46:22.499
6	1:48.578	+3.556	14:48:11.077
7	1:47.298	+2.276	14:49:58.375
8	1:47.714	+2.692	14:51:46.089
9	1:46.219	+1.197	14:53:32.308
10	<b>1:45.022</b>		14:55:17.330
11	1:45.164	+0.142	14:57:02.494
12	1:46.352	+1.330	14:58:48.846

(12) Sjöberg Joacim

Lap	Lap Tm	Diff	Time of Day
1	1:56.355	+10.344	14:39:03.050
2	1:55.137	+9.126	14:40:58.187
3	1:52.711	+6.700	14:42:50.898
4	1:53.371	+7.360	14:44:44.269
5	1:54.603	+8.592	14:46:38.872
6	1:53.796	+7.785	14:48:32.668
7	1:51.439	+5.428	14:50:24.107
8	1:49.793	+3.782	14:52:13.900
9	1:49.431	+3.420	14:54:03.331
10	1:49.965	+3.954	14:55:53.296
11	1:47.062	+1.051	14:57:40.358
12	<b>1:46.011</b>		14:59:26.369

(54) Bengtsson David

Lap	Lap Tm	Diff	Time of Day
1	1:52.914	+12.454	14:38:55.273
2	2:14.451	+33.991	14:41:09.724
3	1:51.625	+11.165	14:43:01.349
4	1:57.368	+16.908	14:44:58.717
5	2:20.221	+39.761	14:47:18.938
6	1:48.666	+8.206	14:49:07.604
7	1:49.934	+9.474	14:50:57.538
8	1:51.327	+10.867	14:52:48.865
9	1:46.613	+6.153	14:54:35.478
10	1:44.328	+3.868	14:56:19.806
11	1:41.925	+1.465	14:58:01.731
12	<b>1:40.460</b>		14:59:42.191

(66) Lehtola Petri

Lap	Lap Tm	Diff	Time of Day
1	1:54.784	+3.304	14:39:00.435
2	1:55.849	+4.369	14:40:56.284
3	1:51.956	+0.476	14:42:48.240
4	1:54.855	+3.375	14:44:43.095
5	1:55.057	+3.577	14:46:38.152
6	1:53.542	+2.062	14:48:31.694
7	2:02.415	+10.935	14:50:34.109
8	1:54.423	+2.943	14:52:28.532
9	1:56.712	+5.232	14:54:25.244
10	1:55.056	+3.576	14:56:20.300
11	1:54.939	+3.459	14:58:15.239
12	<b>1:51.480</b>		15:00:06.719

(50) Järvelä Kai

Lap	Lap Tm	Diff	Time of Day
1	1:58.174	+4.759	14:39:04.637
2	1:57.252	+3.837	14:41:01.889
3	1:57.628	+4.213	14:42:59.517
4	2:01.525	+8.110	14:45:01.042
5	2:02.871	+9.456	14:47:03.913
6	1:56.547	+3.132	14:49:00.460
7	1:56.530	+3.115	14:50:56.990
8	1:58.313	+4.898	14:52:55.303
9	1:56.750	+3.335	14:54:52.053
10	<b>1:53.415</b>		14:56:45.468
11	1:59.316	+5.901	14:58:44.784

Lap	Lap Tm	Diff	Time of Day
(75) Väätäinen Anssi			
1	1:58.358	+3.434	14:39:05.445
2	1:57.627	+2.703	14:41:03.072
3	<b>1:54.924</b>		14:42:57.996
4	3:10.635	+1:15.711	14:46:08.631

Lap	Lap Tm	Diff	Time of Day
-----	--------	------	-------------

Chief of Timing & Scoring

Orbits

Race Director

www.mylaps.com

Licensed to: Turun Special Cars Oy



# Porsche Racing Club

## Finland



### Porsche Festival Race 2017

Porsche Sports Cup

Alastaro Circuit 2,721 km

Porsche Sports Club Race 2

26.8.2017 16:00

Race started at 16:07:19

Lap	Lap Tm	Diff	Time of Day
<b>(44) Kangas Olli</b>			
1	1:40.869	+19.810	16:09:03.503
2	1:32.634	+11.575	16:10:36.137
3	1:31.036	+9.977	16:12:07.173
4	1:27.329	+6.270	16:13:34.502
5	1:26.020	+4.961	16:15:00.522
6	1:26.863	+5.804	16:16:27.385
7	1:26.496	+5.437	16:17:53.881
8	1:22.181	+1.122	16:19:16.062
9	1:22.714	+1.655	16:20:38.776
10	1:22.577	+1.518	16:22:01.353
11	1:21.918	+0.859	16:23:23.271
12	1:21.585	+0.526	16:24:44.856
13	<b>1:21.059</b>		16:26:05.915
14	1:21.492	+0.433	16:27:27.407
<b>(27) Schroderus Esa</b>			
1	1:30.761	+3.371	16:08:52.339
2	1:29.366	+1.976	16:10:21.705
3	1:29.799	+2.409	16:11:51.504
4	1:29.071	+1.681	16:13:20.575
5	1:28.343	+0.953	16:14:48.918
6	1:29.480	+2.090	16:16:18.398
7	1:28.687	+1.297	16:17:47.085
8	1:28.898	+1.508	16:19:15.983
9	1:29.284	+1.894	16:20:45.267
10	1:28.064	+0.674	16:22:13.331
11	1:27.410	+0.020	16:23:40.741
12	1:28.803	+1.413	16:25:09.544
13	<b>1:27.390</b>		16:26:36.934
14	1:28.030	+0.640	16:28:04.964
<b>(40) Niemelä Toni</b>			
1	1:29.861	+1.253	16:08:51.732
2	1:29.586	+0.978	16:10:21.318
3	1:31.353	+2.745	16:11:52.671
4	1:30.559	+1.951	16:13:23.230
5	1:31.001	+2.393	16:14:54.231
6	1:31.494	+2.886	16:16:25.725
7	1:31.410	+2.802	16:17:57.135
8	1:29.739	+1.131	16:19:26.874
9	1:30.890	+2.282	16:20:57.764
10	1:29.051	+0.443	16:22:26.815
11	1:29.409	+0.801	16:23:56.224
12	<b>1:28.608</b>		16:25:24.832
13	1:28.645	+0.037	16:26:53.477
14	1:28.916	+0.308	16:28:22.393
<b>(95) Ollila Jani</b>			
1	1:30.835	+2.212	16:08:52.952
2	1:29.421	+0.798	16:10:22.373
3	1:30.523	+1.900	16:11:52.896
4	1:31.086	+2.463	16:13:23.982
5	1:32.133	+3.510	16:14:56.115
6	1:30.581	+1.958	16:16:26.696
7	1:30.859	+2.236	16:17:57.555
8	1:29.833	+1.210	16:19:27.388
9	1:30.736	+2.113	16:20:58.124
10	1:29.383	+0.760	16:22:27.507
11	1:29.135	+0.512	16:23:56.642
12	<b>1:28.623</b>		16:25:25.265
13	1:28.760	+0.137	16:26:54.025
14	1:28.762	+0.139	16:28:22.787
<b>(97) Granqvist Juha</b>			

Lap	Lap Tm	Diff	Time of Day
1	1:32.066	+3.696	16:08:54.248
2	1:31.318	+2.948	16:10:25.566
3	1:31.771	+3.401	16:11:57.337
4	1:30.967	+2.597	16:13:28.304
5	1:28.999	+0.629	16:14:57.303
6	1:29.965	+1.595	16:16:27.268
7	1:30.716	+2.346	16:17:57.984
8	1:29.883	+1.513	16:19:27.867
9	1:30.731	+2.361	16:20:58.598
10	1:29.442	+1.072	16:22:28.040
11	1:29.273	+0.903	16:23:57.313
12	<b>1:28.370</b>		16:25:25.683
13	1:28.458	+0.088	16:26:54.141
14	1:29.088	+0.718	16:28:23.229
<b>(55) Virkki Juha</b>			
1	1:45.196	+18.757	16:09:08.325
2	1:38.674	+12.235	16:10:46.999
3	1:35.005	+8.566	16:12:22.004
4	1:33.106	+6.667	16:13:55.110
5	1:30.470	+4.031	16:15:25.580
6	1:30.540	+4.101	16:16:56.120
7	1:28.061	+1.622	16:18:24.181
8	1:27.877	+1.438	16:19:52.058
9	1:27.429	+0.990	16:21:19.487
10	<b>1:26.439</b>		16:22:45.926
11	1:27.142	+0.703	16:24:13.068
12	1:26.691	+0.252	16:25:39.759
13	1:27.327	+0.888	16:27:07.086
14	1:27.517	+1.078	16:28:34.603
<b>(99) Kangas Simo P.</b>			
1	1:32.290	+3.287	16:08:54.065
2	1:31.279	+2.276	16:10:25.344
3	1:31.608	+2.605	16:11:56.952
4	1:32.361	+3.358	16:13:29.313
5	1:33.539	+4.536	16:15:02.852
6	1:31.377	+2.374	16:16:34.229
7	1:32.334	+3.331	16:18:06.563
8	1:31.060	+2.057	16:19:37.623
9	1:32.148	+3.145	16:21:09.771
10	1:30.032	+1.029	16:22:39.803
11	1:29.591	+0.588	16:24:09.394
12	<b>1:29.003</b>		16:25:38.397
13	1:29.787	+0.784	16:27:08.184
14	1:31.921	+2.918	16:28:40.105
<b>(71) Wrede Mattias</b>			
1	1:41.979	+14.624	16:09:05.077
2	1:37.227	+9.872	16:10:42.304
3	1:36.182	+8.827	16:12:18.486
4	1:34.225	+6.870	16:13:52.711
5	1:31.670	+4.315	16:15:24.381
6	1:30.311	+2.956	16:16:54.692
7	1:30.391	+3.036	16:18:25.083
8	1:31.072	+3.717	16:19:56.155
9	1:28.911	+1.556	16:21:25.066
10	1:28.826	+1.471	16:22:53.892
11	1:28.392	+1.037	16:24:22.284
12	1:28.406	+1.051	16:25:50.690
13	1:28.172	+0.817	16:27:18.862
14	<b>1:27.355</b>		16:28:46.217
<b>(5) Kupiainen Pasi</b>			
1	1:45.045	+16.737	16:09:08.688
2	1:38.917	+10.609	16:10:47.605

Lap	Lap Tm	Diff	Time of Day
3	1:37.212	+8.904	16:12:24.817
4	1:33.928	+5.620	16:13:58.745
5	1:32.280	+3.972	16:15:31.025
6	1:30.806	+2.498	16:17:01.831
7	1:29.501	+1.193	16:18:31.332
8	1:30.028	+1.720	16:20:01.360
9	1:29.828	+1.520	16:21:31.188
10	1:28.965	+0.657	16:23:00.153
11	1:29.428	+1.120	16:24:29.581
12	1:28.321	+0.013	16:25:57.902
13	<b>1:28.308</b>		16:27:26.210
14	1:30.079	+1.771	16:28:56.289
<b>(199) Niisson Peter</b>			
1	1:47.584	+18.338	16:09:11.540
2	1:40.402	+11.156	16:10:51.942
3	1:37.505	+8.259	16:12:29.447
4	1:35.682	+6.436	16:14:05.129
5	1:33.025	+3.779	16:15:38.154
6	1:31.294	+2.048	16:17:09.448
7	1:30.486	+1.240	16:18:39.934
8	1:29.323	+0.077	16:20:09.257
9	<b>1:29.246</b>		16:21:38.503
10	1:30.869	+1.623	16:23:09.372
11	1:29.507	+0.261	16:24:38.879
12	1:29.800	+0.554	16:26:08.679
13	1:31.564	+2.318	16:27:40.243
<b>(46) Engblom Niklas</b>			
1	1:45.782	+15.542	16:09:10.814
2	1:40.478	+10.238	16:10:51.292
3	1:37.393	+7.153	16:12:28.685
4	1:36.849	+6.609	16:14:05.534
5	1:34.978	+4.738	16:15:40.512
6	1:31.523	+1.283	16:17:12.035
7	1:30.466	+0.226	16:18:42.501
8	1:31.093	+0.853	16:20:13.594
9	1:31.473	+1.233	16:21:45.067
10	1:34.010	+3.770	16:23:19.077
11	1:30.748	+0.508	16:24:49.825
12	1:31.373	+1.133	16:26:21.198
13	<b>1:30.240</b>		16:27:51.438
<b>(28) Carlsson John</b>			
1	1:49.316	+18.802	16:09:13.546
2	1:44.266	+13.752	16:10:57.812
3	1:38.010	+7.496	16:12:35.822
4	1:36.627	+6.113	16:14:12.449
5	1:37.208	+6.694	16:15:49.657
6	1:34.858	+4.344	16:17:24.515
7	1:33.362	+2.848	16:18:57.877
8	1:32.294	+1.780	16:20:30.171
9	1:31.390	+0.876	16:22:01.561
10	1:30.929	+0.415	16:23:32.490
11	<b>1:30.514</b>		16:25:03.004
12	1:31.406	+0.892	16:26:34.410
13	1:31.532	+1.018	16:28:05.942
<b>(54) Bengtsson David</b>			
1	1:45.819	+14.235	16:09:09.307
2	1:40.236	+8.652	16:10:49.543
3	1:37.950	+6.366	16:12:27.493
4	1:36.443	+4.859	16:14:03.936
5	1:37.575	+5.991	16:15:41.511
6	1:34.867	+3.283	16:17:16.378
7	1:33.781	+2.197	16:18:50.159

Chief of Timing & Scoring

Orbits

Race Director

www.mylaps.com

Licensed to: Turun Special Cars Oy



# Porsche Racing Club

## Finland



### Porsche Festival Race 2017


Porsche Sports Cup

Alastaro Circuit 2,721 km

Porsche Sports Club Race 2

26.8.2017 16:00

Race started at 16:07:19



Lap	Lap Tm	Diff	Time of Day
8	1:34.078	+2.494	16:20:24.237
9	1:36.737	+5.153	16:22:00.974
10	1:34.550	+2.966	16:23:35.524
11	1:33.687	+2.103	16:25:09.211
12	1:32.065	+0.481	16:26:41.276
13	<b>1:31.584</b>		16:28:12.860

(64) Asumaniemi Kimi

Lap	Lap Tm	Diff	Time of Day
1	1:47.501	+15.455	16:09:12.828
2	1:41.926	+9.880	16:10:54.754
3	1:40.008	+7.962	16:12:34.762
4	1:37.036	+4.990	16:14:11.798
5	1:37.160	+5.114	16:15:48.958
6	1:36.030	+3.984	16:17:24.988
7	1:33.563	+1.517	16:18:58.551
8	1:32.717	+0.671	16:20:31.268
9	1:33.219	+1.173	16:22:04.487
10	1:32.514	+0.468	16:23:37.001
11	1:33.744	+1.698	16:25:10.745
12	1:32.526	+0.480	16:26:43.271
13	<b>1:32.046</b>		16:28:15.317

(94) Niemelä Viljami

Lap	Lap Tm	Diff	Time of Day
1	1:50.260	+12.950	16:09:16.833
2	1:43.861	+6.551	16:11:00.694
3	1:41.347	+4.037	16:12:42.041
4	1:40.198	+2.888	16:14:22.239
5	1:39.644	+2.334	16:16:01.883
6	1:38.245	+0.935	16:17:40.128
7	1:39.991	+2.681	16:19:20.119
8	1:41.873	+4.563	16:21:01.992
9	1:40.232	+2.922	16:22:42.224
10	1:37.849	+0.539	16:24:20.073
11	1:37.979	+0.669	16:25:58.052
12	<b>1:37.310</b>		16:27:35.362

(75) Väättäinen Anssi

Lap	Lap Tm	Diff	Time of Day
1	1:53.869	+17.161	16:09:21.390
2	1:48.929	+12.221	16:11:10.319
3	1:47.617	+10.909	16:12:57.936
4	1:45.787	+9.079	16:14:43.723
5	1:47.598	+10.890	16:16:31.321
6	1:42.956	+6.248	16:18:14.277
7	1:43.493	+6.785	16:19:57.770
8	1:38.718	+2.010	16:21:36.488
9	1:40.187	+3.479	16:23:16.675
10	1:37.120	+0.412	16:24:53.795
11	1:36.833	+0.125	16:26:30.628
12	<b>1:36.708</b>		16:28:07.336

(12) Sjöberg Joacim

Lap	Lap Tm	Diff	Time of Day
1	1:49.139	+14.202	16:09:15.575
2	1:43.317	+8.380	16:10:58.892
3	1:40.940	+6.003	16:12:39.832
4	1:39.093	+4.156	16:14:18.925
5	1:36.920	+1.983	16:15:55.845
6	1:35.100	+0.163	16:17:30.945
7	1:35.720	+0.783	16:19:06.665
8	1:36.080	+1.143	16:20:42.745
9	<b>1:34.937</b>		16:22:17.682

(50) Järvelä Kai

Lap	Lap Tm	Diff	Time of Day
1	1:53.568	+11.795	16:09:20.581
2	1:48.829	+7.056	16:11:09.410
3	1:47.773	+6.000	16:12:57.183
4	1:45.901	+4.128	16:14:43.084

Lap	Lap Tm	Diff	Time of Day
5	1:47.337	+5.564	16:16:30.421
6	1:43.227	+1.454	16:18:13.648
7	1:42.732	+0.959	16:19:56.380
8	<b>1:41.773</b>		16:21:38.153
9	1:44.046	+2.273	16:23:22.199

(24) Sundfors Kenneth

Lap	Lap Tm	Diff	Time of Day
1	1:43.583	+7.108	16:09:07.907
2	1:38.190	+1.715	16:10:46.097
3	1:40.769	+4.294	16:12:26.866
4	<b>1:36.475</b>		16:14:03.341
5	3:02.644	+1:26.169	16:17:05.985
6	9:09.715	+7:33.240	16:26:15.700
7	1:40.494	+4.019	16:27:56.194

Chief of Timing & Scoring

Orbits

Race Director

www.mylaps.com

Licensed to: Turun Special Cars Oy



# Porsche Racing Club

Finland



Porsche Festival Race 2017

Sorted on Best Lap time

BMW Xtreme

Alastaro Circuit 2,721 km

BMW Xtreme Qualification 1

25.8.2017 15:10

Qualifying started at 15:09:39

Pos	No.	Name	Class	Best Tm	Diff	In Lap	Make	Club
1	91	Kiil Andre	1	1:28.093		4	BMW 325i (E36)	
2	15	Sundström Tomi	1	1:28.169	0.076	2	BMW 325i (E36)	KaUA
3	77	Padovani Thomas	1	1:28.262	0.169	2	BMW 325i (E36)	
4	54	Lintumäki / Lintumäki	1	1:28.461	0.368	5	BMW 325i (E36)	KEIMOLA FK-K
5	60	Huhtala Juha	1	1:28.464	0.371	3	BMW 325i (E36)	KEIMOLA FK-K
6	9	Hagelin Toni	1	1:28.486	0.393	2	BMW 325i (E36)	NuUA
7	11	Grönthal / Gröthal	1	1:28.534	0.441	2	BMW 325i (E36)	NuUA
8	24	Rautjärvi Jonne	1	1:28.722	0.629	3	BMW 325i (E36)	LMM
9	99	Tunder Kren	1	1:28.898	0.805	6	BMW 325i (E36)	
10	12	Vähämäki / Mäkelä	1	1:28.947	0.854	3	BMW 325i (E36)	UAU
11	20	Tirkkonen Markus	1	1:29.030	0.937	5	BMW 325i (E36)	HyUA
12	79	Karuse Sven	1	1:29.080	0.987	3	BMW 325i (E36)	
13	44	Raatikainen Joonas	1	1:29.086	0.993	3	BMW 325i (E36)	KUA
14	73	Jugala Gert	1	1:29.166	1.073	6	BMW 325i (E36)	
15	51	Sundström Roope	1	1:29.221	1.128	2	BMW 325i (E36)	KaUA
16	22	Mustasilta Niko	1	1:29.437	1.344	4	BMW 325i (E36)	HoMK/UA
17	7	Eklund / Alanko	1	1:29.562	1.469	2	BMW 325i (E36)	FCA / TamUA
18	78	Peeterson Peep	1	1:29.960	1.867	2	BMW 325i (E36)	
19	37	Oja Sami	1	1:30.269	2.176	6	BMW 325i (E36)	AAU
20	19	Salovuori / Nurminen/	1	1:30.911	2.818	5	BMW 325i (E36)	HRF
21	21	Mäkelä Milla	1	1:31.157	3.064	6	BMW 325i (E36)	OFK-125

Chief of Timing & Scoring

Orbits

Race Director

www.mylaps.com

Licensed to: Turun Special Cars Oy



# Porsche Racing Club

Finland



Porsche Festival Race 2017

Sorted on Best Lap time

BMW Xtreme

Alastaro Circuit 2,721 km

BMW Xtreme Qualification 2

25.8.2017 15:55

Qualifying started at 15:54:58

Pos	No.	Name	Class	Best Tm	Diff	In Lap	Make	Club
1	91	Kiil Andre	1	1:27.744		4	BMW 325i (E36)	
2	11	Grönthal / Gröthal	1	1:28.175	0.431	2	BMW 325i (E36)	NuUA
3	15	Sundström Tomi	1	1:28.195	0.451	2	BMW 325i (E36)	KaUA
4	9	Hagelin Toni	1	1:28.428	0.684	3	BMW 325i (E36)	NuUA
5	12	Vähämäki / Mäkelä	1	1:28.462	0.718	2	BMW 325i (E36)	UAU
6	24	Rautjärvi Jonne	1	1:28.552	0.808	2	BMW 325i (E36)	LMM
7	73	Jugala Gert	1	1:28.596	0.852	5	BMW 325i (E36)	
8	60	Huhtala Juha	1	1:28.611	0.867	3	BMW 325i (E36)	KEIMOLA FK-K
9	99	Tunder Kren	1	1:28.635	0.891	3	BMW 325i (E36)	
10	77	Padovani Thomas	1	1:28.669	0.925	2	BMW 325i (E36)	
11	79	Karuse Sven	1	1:28.695	0.951	7	BMW 325i (E36)	
12	20	Tirkkonen Markus	1	1:28.801	1.057	2	BMW 325i (E36)	HyUA
13	44	Raatikainen Joonas	1	1:29.252	1.508	7	BMW 325i (E36)	KUA
14	22	Mustasilta Niko	1	1:29.328	1.584	2	BMW 325i (E36)	HoMK/UA
15	51	Sundström Roope	1	1:29.634	1.890	3	BMW 325i (E36)	KaUA
16	78	Peeterson Peep	1	1:29.809	2.065	4	BMW 325i (E36)	
17	37	Oja Sami	1	1:30.103	2.359	6	BMW 325i (E36)	AAU
18	7	Eklund / Alanko	1	1:31.356	3.612	2	BMW 325i (E36)	FCA / TamUA
19	19	Salovuori / Nurminen/	1	1:31.417	3.673	5	BMW 325i (E36)	HRF
20	21	Mäkelä Milla	1	1:31.636	3.892	4	BMW 325i (E36)	OFK-125
21	54	Lintumäki / Lintumäki	1			0	BMW 325i (E36)	KEIMOLA FK-K

Chief of Timing & Scoring

Orbits

Race Director

www.mylaps.com

Licensed to: Turun Special Cars Oy



# Porsche Racing Club

F i n l a n d



Porsche Festival Race 2017

Sorted on Best Lap time

Porsche GT 3 Cup Challenge

Alastaro Circuit 2,721 km

Porsche GT3 Cup Challenge Qualification

26.8.2017 10:00

Qualifying started at 10:00:09

Pos	No.	Name	Class	Best Tm	Diff	In Lap	Make	Club
1	37	Rautiainen Jim	13	1:21.056		2	Porsche GT3 Cup	EPUA
2	32	Haru Tommi	13	1:22.051	0.995	2	Porsche GT3 Cup	PRCF
3	38	Kuusiniemi Jussi	13	1:22.190	1.134	4	Porsche GT3 Cup	HyUA
4	41	Niemi Raimo	14	1:22.240	1.184	2	Porsche GT3 Cup	PRCF
5	31	Rinne-Laturi Roope	13	1:23.583	2.527	3	Porsche GT3 Cup	HFKK
6	313	Skurnik Daniel	13	1:24.045	2.989	4	Porsche GT3 Cup	EMSC
7	34	Tiirmaa Oliver	13	1:24.117	3.061	4	Porsche GT3 Cup	
8	30	Laivola Ari	13	1:26.025	4.969	1	Porsche GT3 Cup	RiiUA
9	42	Palmberg Clas	14	1:34.143	13.087	4	Porsche GT3 Cup	500-K

Chief of Timing & Scoring

Orbits

Race Director

www.mylaps.com

Licensed to: Turun Special Cars Oy



# Porsche Racing Club

Finland



Porsche Festival Race 2017

Sorted on Best Lap time

Porsche Sports Cup

Alastaro Circuit 2,721 km

Porsche Sports Club Qualification

26.8.2017 10:50

Qualifying started at 10:49:52

Pos	No.	Name	Class	Best Tm	Diff	In Lap	Make	Club
1	44	Kangas Olli	5B	1:30.080		3	Porsche GT3 Cup	PRCF
2	27	Schroderus Esa	5B	1:30.396	0.316	7	Porsche GT3 Cup	TamUA
3	95	Ollila Jari	5B	1:31.044	0.964	11	Porsche GT3 Cup	PRCF
4	99	Kangas Simo P.	5B	1:31.700	1.620	7	Porsche GT3 Cup	PRCF
5	97	Granqvist Juha	5B	1:32.042	1.962	3	Porsche GT3 Cup	KySUA
6	40	Niemelä Toni	5B	1:33.250	3.170	7	Porsche GT3 Cup	PRCF
7	24	Sundfors Kenneth	8C	1:42.711	12.631	8	Porsche 944	PCSR
8	71	Wrede Mattias	8C	1:46.123	16.043	9	Porsche Boxster	PRCF
9	5	Kupiainen Pasi	8B	1:48.742	18.662	11	Porsche 944	PRCF
10	55	Virkki Juha	8B	1:49.369	19.289	4	Porsche 968	PRCF
11	54	Bengtsson David	8C	1:49.802	19.722	7	Porsche 944	PCSR
12	28	Carlsson John	8B	1:50.265	20.185	3	Porsche Boxster	PCSR
13	64	Asumaniemi Kimi	8B	1:50.778	20.698	8	Porsche 968	PirKa
14	94	Niemelä Viljami	8A	1:50.802	20.722	11	Porsche 944	PRCF
15	46	Engblom Niklas	8B	1:51.056	20.976	4	Porsche 944	PRCF
16	199	Nilsson Peter	8B	1:51.235	21.155	2	Porsche 968	PCSR
17	66	Lehtola Petri	8B	1:52.794	22.714	6	Porsche 944 S2	PRCF
18	50	Järvelä Kai	8B	1:54.854	24.774	9	Porsche 911 SC	PRCF
19	12	Sjöberg Joacim	8A	1:55.457	25.377	7	Porsche 944 S2	PSCR
20	75	Väätäinen Anssi	8C	1:57.557	27.477	2	Porsche 944 S2	PRCF

Chief of Timing & Scoring

Orbits

Race Director

www.mylaps.com

Licensed to: Turun Special Cars Oy





# Porsche Racing Club

## Finland



### Porsche Festival Race 2017

BMW Xtreme

Alastaro Circuit 2,721 km

BMW Xtreme Qualification 1

25.8.2017 15:10

Qualifying started at 15:09:39

Lap	Lap Tm	Diff	Time of Day
<b>(91) Kiil Andre</b>			
1	1:30.105	+2.012	15:11:35.735
2	1:28.121	+0.028	15:13:03.856
3	1:28.308	+0.215	15:14:32.164
4	<b>1:28.093</b>		15:16:00.257
5	1:28.255	+0.162	15:17:28.512
<b>(15) Sundström Tomi</b>			
1	1:33.949	+5.780	15:12:23.962
2	<b>1:28.169</b>		15:13:52.131
3	1:28.581	+0.412	15:15:20.712
4	1:28.689	+0.520	15:16:49.401
5	1:28.517	+0.348	15:18:17.918
6	1:28.627	+0.458	15:19:46.545
<b>(77) Padovani Thomas</b>			
1	1:32.671	+4.409	15:12:21.269
2	<b>1:28.262</b>		15:13:49.531
3	1:28.895	+0.633	15:15:18.426
4	1:28.345	+0.083	15:16:46.771
5	1:28.524	+0.262	15:18:15.295
6	1:28.572	+0.310	15:19:43.867
<b>(54) Lintumäki / Lintumäki</b>			
1	1:35.911	+7.450	15:11:56.216
2	1:29.740	+1.279	15:13:25.956
3	1:28.991	+0.530	15:14:54.947
4	1:28.526	+0.065	15:16:23.473
5	<b>1:28.461</b>		15:17:51.934
6	1:28.724	+0.263	15:19:20.658
<b>(60) Huhtala Juha</b>			
1	1:32.570	+4.106	15:11:37.916
2	1:29.103	+0.639	15:13:07.019
3	<b>1:28.464</b>		15:14:35.483
4	1:28.607	+0.143	15:16:04.090
5	1:28.779	+0.315	15:17:32.869
6	1:29.157	+0.693	15:19:02.026
<b>(9) Hagelin Toni</b>			
1	1:34.368	+5.882	15:11:46.064
2	<b>1:28.486</b>		15:13:14.550
3	1:28.714	+0.228	15:14:43.264
4	1:31.923	+3.437	15:16:15.187
5	1:28.595	+0.109	15:17:43.782
6	1:28.953	+0.467	15:19:12.735
<b>(11) Grönthal / Grönthal</b>			
1	1:35.489	+6.955	15:11:45.664
2	<b>1:28.534</b>		15:13:14.198
3	1:28.805	+0.271	15:14:43.003
4	1:28.565	+0.031	15:16:11.568
5	1:28.536	+0.002	15:17:40.104
6	1:39.324	+10.790	15:19:19.428
7	1:28.633	+0.099	15:20:48.061
<b>(24) Rautjärvi Jonne</b>			
1	1:31.637	+2.915	15:11:38.157
2	1:30.123	+1.401	15:13:08.280
3	<b>1:28.722</b>		15:14:37.002
4	1:29.252	+0.530	15:16:06.254
5	1:28.928	+0.206	15:17:35.182
<b>(99) Tunder Kren</b>			
1	1:39.114	+10.216	15:12:31.816

Lap	Lap Tm	Diff	Time of Day
2	1:29.136	+0.238	15:14:00.952
3	1:29.668	+0.770	15:15:30.620
4	1:29.011	+0.113	15:16:59.631
5	1:29.212	+0.314	15:18:28.843
6	<b>1:28.898</b>		15:19:57.741
<b>(12) Vahämäki / Mäkelä</b>			
1	1:35.402	+6.455	15:12:14.252
2	1:30.553	+1.606	15:13:44.805
3	<b>1:28.947</b>		15:15:13.752
4	1:29.728	+0.781	15:16:43.480
5	1:29.311	+0.364	15:18:12.791
6	1:29.334	+0.387	15:19:42.125
7	1:29.065	+0.118	15:21:11.190
<b>(20) Tirkkonen Markus</b>			
1	1:31.799	+2.769	15:12:16.046
2	1:29.400	+0.370	15:13:45.446
3	1:29.186	+0.156	15:15:14.632
4	1:30.075	+1.045	15:16:44.707
5	<b>1:29.030</b>		15:18:13.737
6	1:31.013	+1.983	15:19:44.750
<b>(79) Karuse Sven</b>			
1	1:35.368	+6.288	15:12:04.713
2	1:30.074	+0.994	15:13:34.787
3	<b>1:29.080</b>		15:15:03.867
4	1:30.005	+0.925	15:16:33.872
5	1:29.426	+0.346	15:18:03.298
6	1:30.956	+1.876	15:19:34.254
7	1:29.507	+0.427	15:21:03.761
<b>(44) Raatikainen Joonas</b>			
1	1:34.423	+5.337	15:12:25.708
2	1:29.291	+0.205	15:13:54.999
3	<b>1:29.086</b>		15:15:24.085
4	1:29.363	+0.277	15:16:53.448
5	1:30.200	+1.114	15:18:23.648
6	1:29.398	+0.312	15:19:53.046
7	1:29.953	+0.867	15:21:22.999
<b>(73) Jugala Gert</b>			
1	1:38.325	+9.159	15:11:59.935
2	1:29.184	+0.018	15:13:29.119
3	1:30.675	+1.509	15:14:59.794
4	1:30.186	+1.020	15:16:29.980
5	1:29.212	+0.046	15:17:59.192
6	<b>1:29.166</b>		15:19:28.358
7	1:29.534	+0.368	15:20:57.892
<b>(51) Sundström Roope</b>			
1	1:34.436	+5.215	15:12:25.070
2	<b>1:29.221</b>		15:13:54.291
3	1:32.323	+3.102	15:15:26.614
4	1:34.753	+5.532	15:17:01.367
5	1:29.998	+0.777	15:18:31.365
6	1:30.575	+1.354	15:20:01.940
<b>(22) Mustasilta Niko</b>			
1	1:31.142	+1.705	15:11:40.097
2	1:30.582	+1.145	15:13:10.679
3	1:29.493	+0.056	15:14:40.172
4	<b>1:29.437</b>		15:16:09.609
5	1:29.774	+0.337	15:17:39.383
<b>(7) Eklund / Alanko</b>			

Lap	Lap Tm	Diff	Time of Day
1	1:32.743	+3.181	15:12:26.179
2	<b>1:29.562</b>		15:13:55.741
3	1:29.888	+0.326	15:15:25.629
4	1:29.930	+0.368	15:16:55.559
5	1:30.048	+0.486	15:18:25.607
6	1:30.393	+0.831	15:19:56.000
<b>(78) Peeterston Peep</b>			
1	1:35.720	+5.760	15:12:06.467
2	<b>1:29.960</b>		15:13:36.427
3	1:30.079	+0.119	15:15:06.506
4	1:30.392	+0.432	15:16:36.898
5	1:30.307	+0.347	15:18:07.205
<b>(37) Oja Sami</b>			
1	1:44.772	+14.503	15:12:44.171
2	1:30.599	+0.330	15:14:14.770
3	1:30.321	+0.052	15:15:45.091
4	1:37.636	+7.367	15:17:22.727
5	1:30.308	+0.039	15:18:53.035
6	<b>1:30.269</b>		15:20:23.304
<b>(19) Salovuori / Nurminen/</b>			
1	1:38.608	+7.697	15:12:35.862
2	1:31.799	+0.888	15:14:07.661
3	1:32.295	+1.384	15:15:39.956
4	1:31.462	+0.551	15:17:11.418
5	<b>1:30.911</b>		15:18:42.329
6	1:31.931	+1.020	15:20:14.260
<b>(21) Mäkelä Miila</b>			
1	1:35.606	+4.449	15:12:16.924
2	1:31.526	+0.369	15:13:48.450
3	1:31.986	+0.829	15:15:20.436
4	1:31.771	+0.614	15:16:52.207
5	1:32.481	+1.324	15:18:24.688
6	<b>1:31.157</b>		15:19:55.845

Chief of Timing & Scoring

Orbits

Race Director

www.mylaps.com

Licensed to: Turun Special Cars Oy



# Porsche Racing Club

## Finland



### Porsche Festival Race 2017

BMW Xtreme

Alastaro Circuit 2,721 km

BMW Xtreme Qualification 2

25.8.2017 15:55

Qualifying started at 15:54:58

Lap	Lap Tm	Diff	Time of Day	Lap	Lap Tm	Diff	Time of Day	Lap	Lap Tm	Diff	Time of Day
<b>(91) Kiil Andre</b>				<b>(99) Tunder Kren</b>				<b>(7) Eklund / Alanko</b>			
1	1:28.436	+0.692	15:56:35.786	1	1:30.442	+1.807	15:56:57.490	1	1:34.720	+3.364	15:57:29.988
2	1:27.825	+0.081	15:58:03.611	2	1:28.772	+0.137	15:58:26.262	2	<b>1:31.356</b>		15:59:01.344
3	1:28.498	+0.754	15:59:32.109	3	<b>1:28.635</b>		15:59:54.897	3	1:31.645	+0.289	16:00:32.989
4	<b>1:27.744</b>		16:00:59.853	4	1:29.002	+0.367	16:01:23.899	4	1:31.940	+0.584	16:02:04.929
5	1:28.110	+0.366	16:02:27.963	<b>(77) Padovani Thomas</b>				5	1:31.725	+0.369	16:03:36.654
6	1:28.489	+0.745	16:03:56.452	1	1:30.361	+1.692	15:57:20.722	6	1:31.503	+0.147	16:05:08.157
<b>(11) Grönthal / Grönthal</b>				<b>(79) Karuse Sven</b>				<b>(19) Salovuori / Nurminen/</b>			
1	1:30.871	+2.696	15:56:55.921	1	1:31.195	+2.500	15:56:52.236	1	1:34.722	+3.305	15:57:16.388
2	<b>1:28.175</b>		15:58:24.096	2	1:29.122	+0.427	15:58:21.358	2	1:32.099	+0.682	15:58:48.487
3	1:28.330	+0.155	15:59:52.426	3	1:29.359	+0.664	15:59:50.717	3	1:31.762	+0.345	16:00:20.249
4	2:44.021	+1:15.846	16:02:36.447	4	1:43.494	+14.799	16:01:34.211	4	1:31.716	+0.299	16:01:51.965
5	1:29.872	+1.697	16:04:06.319	5	1:29.000	+0.305	16:03:03.211	5	<b>1:31.417</b>		16:03:23.382
<b>(15) Sundström Toni</b>				<b>(20) Tirkkonen Markus</b>				<b>(21) Mäkelä Mila</b>			
1	1:29.871	+1.676	15:56:41.055	1	1:30.436	+1.635	15:56:42.161	1	1:33.889	+2.253	15:57:17.349
2	<b>1:28.195</b>		15:58:09.250	2	<b>1:28.801</b>		15:58:10.962	2	1:31.809	+0.173	15:58:49.158
3	1:28.662	+0.467	15:59:37.912	3	1:29.451	+0.650	15:59:40.413	3	1:34.591	+2.955	16:00:23.749
4	1:28.893	+0.698	16:01:06.805	4	1:29.318	+0.517	16:01:09.731	4	<b>1:31.636</b>		16:01:55.385
5	1:28.440	+0.245	16:02:35.245	5	1:29.545	+0.744	16:02:39.276	5	1:31.817	+0.181	16:03:27.202
6	1:28.883	+0.688	16:04:04.128	6	1:29.715	+0.914	16:04:08.991	6	1:31.803	+0.167	16:04:59.005
7	1:28.508	+0.313	16:05:32.636	7	1:29.125	+0.324	16:05:38.116	<b>(22) Mustasilta Niko</b>			
<b>(9) Hagelin Toni</b>				<b>(44) Raatikainen Joonas</b>				<b>(51) Sundström Roope</b>			
1	1:34.995	+6.567	15:57:03.768	1	1:31.233	+1.981	15:57:13.511	1	1:30.452	+0.818	15:56:46.807
2	1:28.728	+0.300	15:58:32.496	2	1:29.323	+0.071	15:58:42.834	2	1:30.177	+0.543	15:58:16.984
3	<b>1:28.428</b>		16:00:00.924	3	1:29.403	+0.151	16:00:12.237	3	<b>1:29.634</b>		15:59:46.618
4	1:28.629	+0.201	16:01:29.553	4	1:29.553	+0.301	16:01:41.790	4	1:30.027	+0.393	16:01:16.645
5	2:20.762	+52.334	16:03:50.315	5	1:29.669	+0.417	16:03:11.459	5	1:29.787	+0.153	16:02:46.432
6	1:37.444	+9.016	16:05:27.759	6	1:29.254	+0.002	16:04:40.713	6	1:29.833	+0.199	16:04:16.265
<b>(12) Vähämäki / Mäkelä</b>				<b>(24) Raatikainen Joonas</b>				<b>(78) Peeterson Peep</b>			
1	1:37.373	+8.911	15:57:12.452	1	1:29.816	+1.264	15:56:34.454	1	1:38.604	+8.795	15:57:09.124
2	<b>1:28.462</b>		15:58:40.914	2	<b>1:28.552</b>		15:58:03.006	2	1:30.978	+1.169	15:58:40.102
3	1:29.400	+0.938	16:00:10.314	3	1:31.098	+2.546	15:59:34.104	3	1:35.776	+5.967	16:00:15.878
4	1:29.233	+0.771	16:01:39.547	4	1:29.211	+0.659	16:01:03.315	4	<b>1:29.809</b>		16:01:45.687
5	1:35.934	+7.472	16:03:15.481	5	1:28.993	+0.441	16:02:32.308	<b>(37) Oja Sami</b>			
6	1:29.017	+0.555	16:04:44.498	6	1:29.265	+0.713	16:04:01.573				
<b>(24) Rautjärvi Jonne</b>				<b>(73) Jugala Gert</b>							
1	1:29.816	+1.264	15:56:34.454	1	1:33.623	+5.027	15:57:00.184				
2	<b>1:28.552</b>		15:58:03.006	2	1:28.688	+0.092	15:58:28.872				
3	1:31.098	+2.546	15:59:34.104	3	1:29.231	+0.635	15:59:58.103				
4	1:29.211	+0.659	16:01:03.315	4	1:28.839	+0.243	16:01:26.942				
5	1:28.993	+0.441	16:02:32.308	5	<b>1:28.596</b>		16:02:55.538				
6	1:29.265	+0.713	16:04:01.573	6	1:29.320	+0.724	16:04:24.858				
7	1:29.164	+0.612	16:05:30.737	7	1:29.087	+0.491	16:05:53.945				
<b>(60) Huhtala Juha</b>											
1	1:29.420	+0.809	15:56:33.048								
2	1:28.679	+0.068	15:58:01.727								
3	<b>1:28.611</b>		15:59:30.338								
4	1:28.673	+0.062	16:00:59.011								
5	1:29.730	+1.119	16:02:28.741								
6	1:28.938	+0.327	16:03:57.679								

Chief of Timing & Scoring

Orbits

Race Director

www.mylaps.com

Licensed to: Turun Special Cars Oy



### Porsche Festival Race 2017

Porsche GT 3 Cup Challenge

Alastaro Circuit 2,721 km

Porsche GT3 Cup Challenge Qualification

26.8.2017 10:00

Qualifying started at 10:00:09

Lap	Lap Tm	Diff	Time of Day
<b>(37) Rautiainen Jim</b>			
1	1:44.300	+23.244	10:02:48.469
2	<b>1:21.056</b>		10:04:09.525
3	1:21.611	+0.555	10:05:31.136
4	1:22.044	+0.988	10:06:53.180
5	1:43.603	+22.547	10:08:36.783
6	1:35.692	+14.636	10:10:12.475
<b>(32) Haru Tommi</b>			
1	1:24.915	+2.864	10:02:05.991
2	<b>1:22.051</b>		10:03:28.042
3	1:23.214	+1.163	10:04:51.256
4	1:24.555	+2.504	10:06:15.811
5	3:27.914	+2:05.863	10:09:43.725
6	1:25.166	+3.115	10:11:08.891
<b>(38) Kuusiniemi Jussi</b>			
1	1:46.097	+23.907	10:02:58.251
2	1:28.677	+6.487	10:04:26.928
3	1:24.009	+1.819	10:05:50.937
4	<b>1:22.190</b>		10:07:13.127
5	1:22.846	+0.656	10:08:35.973
6	1:26.639	+4.449	10:10:02.612
7	3:29.026	+2:06.836	10:13:31.638
8	1:34.231	+12.041	10:15:05.869
9	1:28.611	+6.421	10:16:34.480
<b>(41) Niemi Raimo</b>			
1	1:30.196	+7.956	10:02:28.781
2	<b>1:22.240</b>		10:03:51.021
3	1:23.641	+1.401	10:05:14.662
4	1:24.055	+1.815	10:06:38.717
5	1:24.243	+2.003	10:08:02.960
6	1:25.939	+3.699	10:09:28.899
7	5:05.074	+3:42.834	10:14:33.973
8	1:31.209	+8.969	10:16:05.182
<b>(31) Rinne-Lauri Roope</b>			
1	1:33.066	+9.483	10:02:32.591
2	1:23.894	+0.311	10:03:56.485
3	<b>1:23.583</b>		10:05:20.068
4	1:42.798	+19.215	10:07:02.866
5	1:26.533	+2.950	10:08:29.399
6	4:21.139	+2:57.556	10:12:50.538
7	1:29.913	+6.330	10:14:20.451
8	1:28.771	+5.188	10:15:49.222
9	1:28.100	+4.517	10:17:17.322
10	1:31.892	+8.309	10:18:49.214
<b>(313) Skurnik Daniel</b>			
1	1:38.373	+14.328	10:02:30.889
2	1:25.079	+1.034	10:03:55.968
3	1:25.080	+1.035	10:05:21.048
4	<b>1:24.045</b>		10:06:45.093
5	1:52.335	+28.290	10:08:37.428
6	1:36.555	+12.510	10:10:13.983
7	3:33.639	+2:09.594	10:13:47.622
8	1:32.823	+8.778	10:15:20.445
9	1:30.103	+6.058	10:16:50.548
<b>(34) Tiimaa Oliver</b>			
1	1:51.163	+27.046	10:03:07.175
2	1:43.455	+19.338	10:04:50.630
3	1:26.308	+2.191	10:06:16.938
4	<b>1:24.117</b>		10:07:41.055

Lap	Lap Tm	Diff	Time of Day
5	1:23.361	-0.756	10:09:04.416
6	1:24.239	+0.122	10:10:28.655
<b>(30) Lavola Ari</b>			
1	<b>1:26.025</b>		10:03:39.815
2	1:29.435	+3.410	10:05:09.250
3	3:23.596	+1:57.571	10:08:32.846
4	1:46.828	+20.803	10:10:19.674
5	3:25.737	+1:59.712	10:13:45.411
6	1:31.311	+5.286	10:15:16.722
7	1:29.193	+3.168	10:16:45.915
8	1:29.109	+3.084	10:18:15.024
9	1:28.949	+2.924	10:19:43.973
<b>(42) Palmberg Clas</b>			
1	1:49.591	+15.448	10:03:06.821
2	1:37.836	+3.693	10:04:44.657
3	1:34.474	+0.331	10:06:19.131
4	<b>1:34.143</b>		10:07:53.274
5	1:34.705	+0.562	10:09:27.979
6	1:38.410	+4.267	10:11:06.389

Lap	Lap Tm	Diff	Time of Day

Chief of Timing & Scoring

Orbits

Race Director

www.mylaps.com

Licensed to: Turun Special Cars Oy



### Porsche Festival Race 2017

Porsche Sports Cup

Alastaro Circuit 2,721 km

Porsche Sports Club Qualification

26.8.2017 10:50

Qualifying started at 10:49:52

Lap	Lap Tm	Diff	Time of Day
<b>(44) Kangas Olli</b>			
1	1:40.202	+10.122	10:52:24.986
2	1:31.073	+0.993	10:53:56.059
3	<b>1:30.080</b>		10:55:26.139
4	1:32.320	+2.240	10:56:58.459
5	2:51.323	+1:21.243	10:59:49.782
6	1:35.067	+4.987	11:01:24.849
7	1:31.227	+1.147	11:02:56.076
8	1:30.824	+0.744	11:04:26.900
9	1:30.164	+0.084	11:05:57.064
10	1:31.287	+1.207	11:07:28.351
11	1:33.226	+3.146	11:09:01.577
<b>(27) Schroderus Esa</b>			
1	1:46.930	+16.534	10:52:02.319
2	1:31.252	+0.856	10:53:33.571
3	1:30.416	+0.020	10:55:03.987
4	3:07.306	+1:36.910	10:58:11.293
5	1:37.466	+7.070	10:59:48.759
6	1:32.194	+1.798	11:01:20.953
7	<b>1:30.396</b>		11:02:51.349
8	1:38.808	+8.412	11:04:30.157
<b>(95) Ollila Jari</b>			
1	1:43.086	+12.042	10:52:29.395
2	1:37.539	+6.495	10:54:06.934
3	1:32.786	+1.742	10:55:39.720
4	1:31.831	+0.787	10:57:11.551
5	1:34.949	+3.905	10:58:46.500
6	1:33.248	+2.204	11:00:19.748
7	3:01.800	+1:30.756	11:03:21.548
8	1:34.072	+3.028	11:04:55.620
9	1:32.543	+1.499	11:06:28.163
10	1:31.523	+0.479	11:07:59.686
11	<b>1:31.044</b>		11:09:30.730
12	1:33.376	+2.332	11:11:04.106
<b>(99) Kangas Simo P.</b>			
1	1:39.457	+7.757	10:52:17.353
2	1:31.814	+0.114	10:53:49.167
3	1:31.827	+0.127	10:55:20.994
4	1:33.783	+2.083	10:56:54.777
5	7:27.500	+5:55.800	11:04:22.277
6	1:33.636	+1.936	11:05:55.913
7	<b>1:31.700</b>		11:07:27.613
8	1:32.587	+0.887	11:09:00.200
<b>(97) Granqvist Juha</b>			
1	1:34.184	+2.142	10:51:45.412
2	1:33.242	+1.200	10:53:18.654
3	<b>1:32.042</b>		10:54:50.696
4	1:36.135	+4.093	10:56:26.831
5	2:39.514	+1:07.472	10:59:06.345
6	1:35.904	+3.862	11:00:42.249
7	1:34.187	+2.145	11:02:16.436
8	1:32.645	+0.603	11:03:49.081
<b>(40) Niemelä Toni</b>			
1	1:44.073	+10.823	10:52:39.324
2	1:33.832	+0.582	10:54:13.156
3	2:01.709	+28.459	10:56:14.865
4	1:35.318	+2.068	10:57:50.183
5	2:56.762	+1:23.512	11:00:46.945
6	1:35.507	+2.257	11:02:22.452
7	<b>1:33.250</b>		11:03:55.702

Lap	Lap Tm	Diff	Time of Day
8	1:36.000	+2.750	11:05:31.702
9	1:33.908	+0.658	11:07:05.610
<b>(24) Sundfors Kenneth</b>			
1	1:55.357	+12.646	10:52:25.847
2	1:45.889	+3.178	10:54:11.736
3	1:56.604	+13.893	10:56:08.340
4	1:45.706	+2.995	10:57:54.046
5	1:43.145	+0.434	10:59:37.191
6	1:52.281	+9.570	11:01:29.472
7	1:43.372	+0.661	11:03:12.844
8	<b>1:42.711</b>		11:04:55.555
9	1:43.434	+0.723	11:06:38.989
10	1:58.879	+16.168	11:08:37.868
<b>(71) Wrede Mattias</b>			
1	1:55.607	+9.484	10:52:33.633
2	1:49.762	+3.639	10:54:23.395
3	1:48.636	+2.513	10:56:12.031
4	1:48.168	+2.045	10:58:00.199
5	1:48.598	+2.475	10:59:48.797
6	1:50.088	+3.965	11:01:38.885
7	1:48.330	+2.207	11:03:27.215
8	1:47.674	+1.551	11:05:14.889
9	<b>1:46.123</b>		11:07:01.012
10	1:46.749	+0.626	11:08:47.761
11	1:46.338	+0.215	11:10:34.099
<b>(5) Kupiainen Pasi</b>			
1	1:56.955	+8.213	10:52:39.458
2	1:50.981	+2.239	10:54:30.439
3	1:52.920	+4.178	10:56:23.359
4	1:51.501	+2.759	10:58:14.860
5	1:51.613	+2.871	11:00:06.473
6	1:51.254	+2.512	11:01:57.727
7	1:50.627	+1.885	11:03:48.354
8	1:55.413	+6.671	11:05:43.767
9	1:49.302	+0.560	11:07:33.069
10	2:00.896	+12.154	11:09:33.965
11	<b>1:48.742</b>		11:11:22.707
<b>(55) Virkki Juha</b>			
1	1:54.998	+5.629	10:52:14.363
2	1:49.719	+0.350	10:54:04.082
3	1:50.967	+1.598	10:55:55.049
4	<b>1:49.369</b>		10:57:44.418
5	1:49.418	+0.049	10:59:33.836
6	2:17.682	+28.313	11:01:51.518
7	1:51.138	+1.769	11:03:42.656
8	1:52.017	+2.648	11:05:34.673
9	1:51.555	+2.186	11:07:26.228
10	1:51.308	+1.939	11:09:17.536
11	1:50.926	+1.557	11:11:08.462
<b>(54) Bengtsson David</b>			
1	1:52.876	+3.074	10:52:45.376
2	1:51.844	+2.042	10:54:37.220
3	1:50.067	+0.265	10:56:27.287
4	1:53.303	+3.501	10:58:20.590
5	2:33.601	+43.799	11:00:54.191
6	1:53.298	+3.496	11:02:47.489
7	<b>1:49.802</b>		11:04:37.291
8	1:50.216	+0.414	11:06:27.507
<b>(28) Carlsson John</b>			
1	1:56.038	+5.773	10:52:16.544

Lap	Lap Tm	Diff	Time of Day
2	1:50.871	+0.606	10:54:07.415
3	<b>1:50.265</b>		10:55:57.680
4	1:52.012	+1.747	10:57:49.692
5	3:48.597	+1:58.332	11:01:38.289
6	1:54.866	+4.601	11:03:33.155
7	1:57.538	+7.273	11:05:30.693
8	1:52.970	+2.705	11:07:23.663
<b>(64) Asumaniemi Kimi</b>			
1	1:58.002	+7.224	10:52:33.485
2	1:55.860	+5.082	10:54:29.345
3	1:55.479	+4.701	10:56:24.824
4	1:54.471	+3.693	10:58:19.295
5	1:52.209	+1.431	11:00:11.504
6	1:51.958	+1.180	11:02:03.462
7	1:51.269	+0.491	11:03:54.731
8	<b>1:50.778</b>		11:05:45.509
9	1:51.225	+0.447	11:07:36.734
10	1:50.883	+0.105	11:09:27.617
11	1:51.742	+0.964	11:11:19.359
<b>(94) Niemelä Viljami</b>			
1	1:57.963	+7.161	10:52:31.509
2	1:55.813	+5.011	10:54:27.322
3	1:53.893	+3.091	10:56:21.215
4	1:52.128	+1.326	10:58:13.343
5	1:51.534	+0.732	11:00:04.877
6	1:51.452	+0.650	11:01:56.329
7	1:50.846	+0.044	11:03:47.175
8	1:51.358	+0.566	11:05:38.533
9	1:53.133	+2.331	11:07:31.666
10	1:51.612	+0.810	11:09:23.278
11	<b>1:50.802</b>		11:11:14.080
<b>(46) Engblom Niklas</b>			
1	2:00.100	+9.044	10:53:26.752
2	1:51.921	+0.865	10:55:18.673
3	1:51.405	+0.349	10:57:10.078
4	<b>1:51.056</b>		10:59:01.134
5	1:52.052	+0.996	11:00:53.186
6	1:57.512	+6.456	11:02:50.698
7	1:54.540	+3.484	11:04:45.238
8	1:52.633	+1.577	11:06:37.871
9	1:52.259	+2.331	11:08:30.130
10	1:51.456	+0.400	11:10:21.586
<b>(199) Nilsson Peter</b>			
1	1:54.911	+3.676	10:52:18.120
2	<b>1:51.235</b>		10:54:09.355
3	1:51.523	+0.288	10:56:00.878
4	1:53.726	+2.491	10:57:54.604
5	1:54.323	+3.088	10:59:48.927
<b>(66) Lehtola Petri</b>			
1	2:01.864	+9.070	10:52:47.570
2	1:57.306	+4.512	10:54:44.876
3	1:54.769	+1.975	10:56:39.645
4	1:57.461	+4.667	10:58:37.106
5	1:56.698	+3.904	11:00:33.804
6	<b>1:52.794</b>		11:02:26.598
7	1:55.416	+2.622	11:04:22.014
<b>(50) Järvelä Kai</b>			
1	2:00.771	+5.917	10:52:29.915
2	1:56.824	+1.970	10:54:26.739
3	1:59.764	+4.910	10:56:26.503

Chief of Timing & Scoring

Orbits

Race Director

www.mylaps.com

Licensed to: Turun Special Cars Oy



# Porsche Racing Club

Finland



## Porsche Festival Race 2017


Porsche Sports Cup

Alastaro Circuit 2,721 km

Porsche Sports Club Qualification

26.8.2017 10:50

Qualifying started at 10:49:52



Lap	Lap Tm	Diff	Time of Day
4	1:58.492	+3.638	10:58:24.995
5	1:57.929	+3.075	11:00:22.924
6	1:55.603	+0.749	11:02:18.527
7	1:55.798	+0.944	11:04:14.325
8	1:54.908	+0.054	11:06:09.233
9	<b>1:54.854</b>		11:08:04.087
10	1:56.055	+1.201	11:10:00.142

(12) Sjöberg Joacim

1	1:58.944	+3.487	10:52:25.634
2	2:17.275	+21.818	10:54:42.909
3	2:49.610	+54.153	10:57:32.519
4	1:59.994	+4.537	10:59:32.513
5	2:01.381	+5.924	11:01:33.894
6	1:57.384	+1.927	11:03:31.278
7	<b>1:55.457</b>		11:05:26.735
8	1:59.329	+3.872	11:07:26.064

(75) Väättäinen Anssi

1	1:59.702	+2.145	10:52:50.183
2	<b>1:57.557</b>		10:54:47.740
3	2:01.185	+3.628	10:56:48.925
4	2:03.274	+5.717	10:58:52.199
5	2:01.089	+3.532	11:00:53.288

Lap Lap Tm Diff Time of Day

Lap Lap Tm Diff Time of Day

Chief of Timing & Scoring

Orbits

Race Director

www.mylaps.com

Licensed to: Turun Special Cars Oy