



SKY
plus



SuperMoto
championship

SUPERMOTO ESTONIAN CHAMPIONSHIP 5. ROUND
Kuressaare Airport, Kuressaare, Estonia
24.07.2010

EAL TIMING
SPORTS TIMING

MYLAPS
SPORTS TIMING

Timing and Results by EAL Timing

<http://www.supermoto.ee>



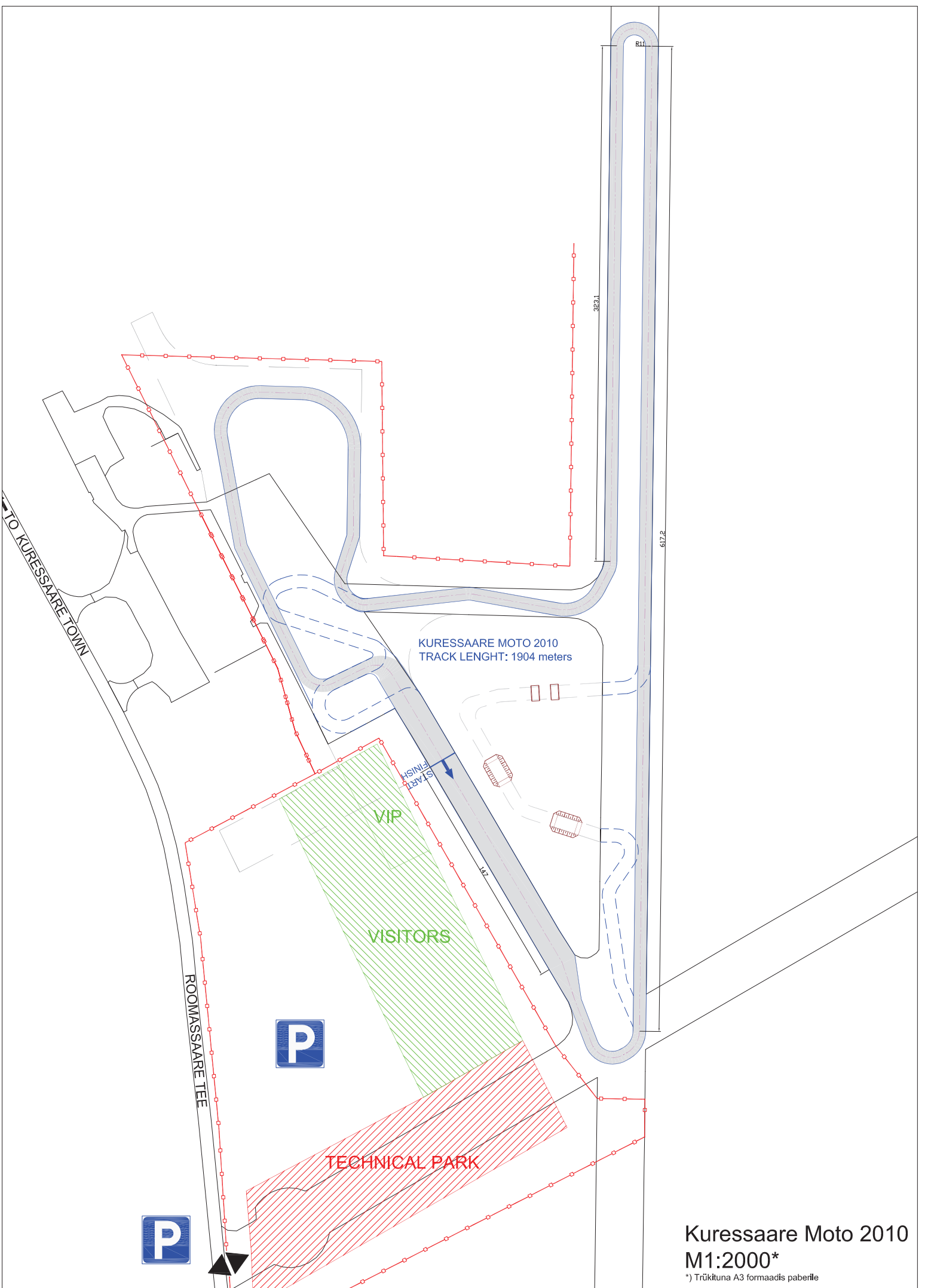
DREAMER

AMPS Catering Järve



DUNLOP
Motorsport





KURESSAARE MOTO 2010
 TRACK LENGTH: 1904 meters

START
 FINISH

VIP

VISITORS

TECHNICAL PARK



TO KURESSAARE TOWN

ROOMASSAARE TEE

Kuressaare Moto 2010
 M1:2000*

*) Trükituna A3 formaadis paberile



Sky Plus Supermoto Eesti MV V etapp

Sorted on Best Lap time

Mini SM Kuressaare lennuväli 1,904 Km

Mini SM - Vabatreeningsõit 24.07.2010 13:20

Practice started at 13:55:15

Pos	No.	Name	Nat	Entrant/Race Team	Make	Best Tm	Diff	Gap	Laps	In Lap	Best Speed
1	51	Patrick Pals	EST	Saku MK	PitsterPro	1:20.541			7	4	85,104
2	1	Henri Remma	EST	ATM Racing	Pitpro	1:21.897	1.356	1.356	4	4	83,695
3	56	Prants Pals	EST	Saku MK	PitsterPro	1:23.111	2.570	1.214	7	4	82,473
4	2	Marko Lepik	EST	Mini RC	Pitpro	1:23.369	2.828	0.258	5	5	82,218
5	90	Risto Õiemets	EST	Mini RC	E-Ton	1:26.068	5.527	2.699	6	4	79,639
6	23	Mikk Tagapere	EST	ATM Racing	Pitpro	1:26.274	5.733	0.206	5	5	79,449
7	99	Kaido Ploompuu	EST	Mini RC	Pitpro	1:26.990	6.449	0.716	6	3	78,795
8	64	Kevin Gerretz	EST	ATM Racing	Pitpro	1:27.682	7.141	0.692	5	4	78,173
9	43	Andy Piip	EST	Bucci Moto Estonia	Bucci Moto	1:29.590	9.049	1.908	5	3	76,509
10	115	Kristo Kaste	EST	Rae TSK	PitsterPro	1:32.589	12.048	2.999	4	3	74,030
11	113	Karl Lõbus	EST		ATM	1:34.603	14.062	2.014	5	4	72,454
12	11	Taavi Jürgenson	EST	Mini RC	Motovert	1:35.937	15.396	1.334	6	5	71,447
13	14	Leo Jürgenson	EST	Mini RC	PitsterPro	1:37.064	16.523	1.127	5	5	70,617

Korraldus: Saksa Auto AMK

Orbits

Peakotunik: Margus Ostnik

Peasekretär: Annika Luige

Peaajamõõtja: Asper Leppik

REALTIMING

MYLAPS
SPORTS TIMING

Printed: 25.07.2010 16:50:17




Sky Plus Supermoto Eesti MV V etapp

Mini SM Kuussaare lennuväli 1,904 Km

Mini SM - Vabatreeningsõit 24.07.2010 13:20

Practice started at 13:55:15



Lap	Lap Tm	Diff	Time of Day
(51) Patrick Pals			
1	1:28.262	+7.721	13:57:42.465
2	1:24.397	+3.856	13:59:06.862
3	1:25.905	+5.364	14:00:32.767
4	1:20.541		14:01:53.308
5	1:22.071	+1.530	14:03:15.379
6	1:36.978	+16.437	14:04:52.357
7	1:21.665	+1.124	14:06:14.022
(1) Henri Remma			
1	1:30.082	+8.185	13:57:56.928
2	2:02.852	+40.955	13:59:59.780
3	1:25.531	+3.634	14:01:25.311
4	1:21.897		14:02:47.208
(56) Prants Pals			
1	1:27.655	+4.544	13:58:01.717
2	1:25.704	+2.593	13:59:27.421
3	1:29.944	+6.833	14:00:57.365
4	1:23.111		14:02:20.476
5	1:23.661	+0.550	14:03:44.137
6	1:55.427	+32.316	14:05:39.564
7	1:38.940	+15.829	14:07:18.504
(2) Marko Lepik			
1	1:32.173	+8.804	13:58:28.697
2	1:31.891	+8.522	14:00:00.588
3	1:26.250	+2.881	14:01:26.838
4	1:24.762	+1.393	14:02:51.600
5	1:23.369		14:04:14.969
(90) Risto Õiemets			
1	1:33.083	+7.015	13:58:09.918
2	1:29.534	+3.466	13:59:39.452
3	1:27.784	+1.716	14:01:07.236
4	1:26.068		14:02:33.304
5	1:26.862	+0.794	14:04:00.166
6	1:43.023	+16.955	14:05:43.189
(23) Mikko Tägapere			
1	1:28.310	+2.036	13:57:57.828
2	1:31.410	+5.136	13:59:29.238
3	1:28.592	+2.318	14:00:57.830
4	1:50.918	+24.644	14:02:48.748
5	1:26.274		14:04:15.022
(99) Kaido Ploompuu			
1	1:30.768	+3.778	13:58:05.185
2	1:27.842	+0.852	13:59:33.027
3	1:26.990		14:01:00.017
4	1:31.080	+4.090	14:02:31.097
5	1:32.476	+5.486	14:04:03.573
6	1:43.906	+16.916	14:05:47.479
(64) Kevin Gerretz			
1	1:33.500	+5.818	13:57:50.809
2	1:30.001	+2.319	13:59:20.810
3	1:28.641	+0.959	14:00:49.451
4	1:27.682		14:02:17.133
5	2:05.754	+38.072	14:04:22.887
(43) Andy Piip			
1	1:30.344	+0.754	13:58:00.745
2	1:39.463	+9.873	13:59:40.208
3	1:29.590		14:01:09.798

Lap	Lap Tm	Diff	Time of Day
4	1:37.759	+8.169	14:02:47.557
5	1:39.951	+10.361	14:04:27.508
(115) Kristo Kaste			
1	1:35.086	+2.497	13:58:19.772
2	1:33.174	+0.585	13:59:52.946
3	1:32.589		14:01:25.535
4	1:36.347	+3.758	14:03:01.882
(113) Karl Lõbus			
1	1:39.805	+5.202	13:58:29.930
2	1:34.795	+0.192	14:00:04.725
3	1:35.104	+0.501	14:01:39.829
4	1:34.603		14:03:14.432
5	1:36.298	+1.695	14:04:50.730
(11) Taavi Jürgenson			
1	1:41.251	+5.314	13:58:38.554
2	1:39.538	+3.601	14:00:18.092
3	1:40.790	+4.853	14:01:58.882
4	1:38.202	+2.265	14:03:37.084
5	1:35.937		14:05:13.021
6	3:07.353	+1:31.416	14:08:20.374
(14) Leo Jürgenson			
1	1:38.159	+1.095	13:58:23.314
2	1:38.499	+1.435	14:00:01.813
3	1:49.040	+11.976	14:01:50.853
4	1:47.585	+10.521	14:03:38.438
5	1:37.064		14:05:15.502

Korraldus: Saksa Auto AMK Orbits

Peakohtunik: Margus Ostnik
 Peasekretär: Annika Luige
 Peaajamõõtja: Asper Leppik
 Printed: 25.07.2010 16:55:42





Sky Plus Supermoto Eesti MV V etapp

Sorted on Best Lap time

Mini SM Kuressaare lennuväli 1,904 Km

Mini SM - Kvalifikatsioonisõit 24.07.2010 14:40

Qualifying started at 15:04:31

Pos	No.	Name	Nat	Entrant/Race Team	Make	Best Tm	Diff	Gap	Laps	In Lap	Best Speed
1	51	Patrick Pals	EST	Saku MK	PitsterPro	1:17.315			6	6	88,656
2	56	Prants Pals	EST	Saku MK	PitsterPro	1:18.212	0.897	0.897	7	6	87,639
3	1	Henri Remma	EST	ATM Racing	Pitpro	1:18.220	0.905	0.008	5	4	87,630
4	23	Mikk Tagapere	EST	ATM Racing	Pitpro	1:19.259	1.944	1.039	2	1	86,481
5	64	Kevin Gerretz	EST	ATM Racing	Pitpro	1:19.389	2.074	0.130	6	6	86,339
6	2	Marko Lepik	EST	Mini RC	Pitpro	1:20.144	2.829	0.755	5	4	85,526
7	99	Kaido Ploompuu	EST	Mini RC	Pitpro	1:22.054	4.739	1.910	5	5	83,535
8	90	Risto Õiemets	EST	Mini RC	E-Ton	1:23.267	5.952	1.213	3	3	82,318
9	43	Andy Piip	EST	Bucci Moto Estonia	Bucci Moto	1:24.024	6.709	0.757	4	4	81,577
10	115	Kristo Kaste	EST	Rae TSK	PitsterPro	1:24.172	6.857	0.148	6	4	81,433
11	113	Karl Lõbus	EST		ATM	1:26.895	9.580	2.723	6	6	78,881
12	14	Leo Jürgenson	EST	Mini RC	PitsterPro	1:31.074	13.759	4.179	5	4	75,262
13	11	Taavi Jürgenson	EST	Mini RC	Motovert	1:32.509	15.194	1.435	4	3	74,094

Korraldus: Saksa Auto AMK

Orbits

Peakohunik: Margus Ostnik

Peasekretär: Annika Luige

Peaajamõõtja: Asper Leppik

Printed: 25.07.2010 16:56:20

REALTIMING

MYLAPS
SPORTS TIMING



Sky Plus Supermoto Eesti MV V etapp

Kuussaare lennuväli 1,904 Km

Mini SM

Mini SM - Kvalifikatsioonisõit

24.07.2010 14:40

Qualifying started at 15:04:31

Lap	Lap Tm	Diff	Time of Day
(51) Patrick Pals			
1	1:23.753	+6.438	15:07:13.043
2	1:21.203	+3.888	15:08:34.246
3	1:21.209	+3.894	15:09:55.455
4	2:48.970	+1:31.655	15:12:44.425
5	1:19.510	+2.195	15:14:03.935
6	1:17.315		15:15:21.250
(56) Prants Pals			
1	1:23.346	+5.134	15:06:51.662
2	1:21.130	+2.918	15:08:12.792
3	1:19.782	+1.570	15:09:32.574
4	1:51.556	+33.344	15:11:24.130
5	1:18.406	+0.194	15:12:42.536
6	1:18.212		15:14:00.748
7	1:18.967	+0.755	15:15:19.715
(1) Henri Remma			
1	1:19.387	+1.167	15:09:23.136
2	1:40.635	+22.415	15:11:03.771
3	1:19.477	+1.257	15:12:23.248
4	1:18.220		15:13:41.468
5	1:44.425	+26.205	15:15:25.893
(23) Mikk Tagapere			
1	1:19.259		15:08:14.199
2	4:33.075	+3:13.816	15:12:47.274
(64) Kevin Gerretz			
1	1:24.977	+5.588	15:09:05.360
2	1:22.622	+3.233	15:10:27.982
3	1:21.803	+2.414	15:11:49.785
4	1:20.521	+1.132	15:13:10.306
5	1:20.458	+1.069	15:14:30.764
6	1:19.389		15:15:50.153
(2) Marko Lepik			
1	1:26.516	+6.372	15:10:26.548
2	1:22.704	+2.560	15:11:49.252
3	1:22.109	+1.965	15:13:11.361
4	1:20.144		15:14:31.505
5	1:21.517	+1.373	15:15:53.022
(99) Kaido Ploompuu			
1	1:26.185	+4.131	15:09:10.528
2	1:39.763	+17.709	15:10:50.291
3	1:22.058	+0.004	15:12:12.349
4	1:22.473	+0.419	15:13:34.822
5	1:22.054		15:14:56.876
(90) Risto Õiemets			
1	1:35.985	+12.718	15:12:22.500
2	1:24.785	+1.518	15:13:47.285
3	1:23.267		15:15:10.552
(43) Andy Piip			
1	1:50.219	+26.195	15:07:34.491
2	1:37.721	+13.697	15:09:12.212
3	1:43.296	+19.272	15:10:55.508
4	1:24.024		15:12:19.532
(115) Kristo Kaste			
1	1:30.847	+6.675	15:08:03.551
2	1:29.248	+5.076	15:09:32.799
3	1:26.214	+2.042	15:10:59.013

Lap	Lap Tm	Diff	Time of Day
4	1:24.172		15:12:23.185
5	1:25.070	+0.898	15:13:48.255
6	1:38.516	+14.344	15:15:26.771
(113) Karl Lõbus			
1	1:33.909	+7.014	15:07:37.748
2	1:32.526	+5.631	15:09:10.274
3	1:29.461	+2.566	15:10:39.735
4	1:27.566	+0.671	15:12:07.301
5	1:27.191	+0.296	15:13:34.492
6	1:26.895		15:15:01.387
(14) Leo Jürgenson			
1	1:31.284	+0.210	15:09:07.105
2	1:31.857	+0.783	15:10:38.962
3	1:31.609	+0.535	15:12:10.571
4	1:31.074		15:13:41.645
5	1:31.969	+0.895	15:15:13.614
(11) Taavi Jürgenson			
1	1:39.138	+6.629	15:09:56.959
2	1:36.467	+3.958	15:11:33.426
3	1:32.509		15:13:05.935
4	1:36.213	+3.704	15:14:42.148

Lap	Lap Tm	Diff	Time of Day
-----	--------	------	-------------

Korraldus: Saksa Auto AMK

Peakohtunik: Margus Ostnik

Peasekretär: Annika Luige

Peaajamõõtja: Asper Leppik

Printed: 25.07.2010 16:56:31

Orbits





Sky Plus Supermoto Eesti MV V etapp

Mini SM Kuressaare lennuväli 1,904 Km
 Mini SM - Kvalifikatsioonisõit 24.07.2010 14:40
 Qualifying started at 15:04:31



POLE POSITION

Standing Start

1	1 51 P. Pals 1:17.315 PitsterPro	2 56 P. Pals 1:18.212 PitsterPro	3 1 H. Remma 1:18.220 Pitpro	4 23 M. T. 1:19.259 Pitpro	5 64 K. G. 1:19.389 Pitpro
	6 2 M. Lepik 1:20.144 Pitpro	7 99 K. P. 1:22.054 Pitpro	8 90 R. Ö. 1:23.267 E-Ton	9 43 A. Piip 1:24.024 Bucci Moto	10 115 K. K. 1:24.172 PitsterPro
	11 113 K. L. 1:26.895 ATM	12 14 L. J. 1:31.074 PitsterPro	13 11 T. J. 1:32.509 Motovert		



Sky Plus Supermoto Eesti MV V etapp

Sorted on Laps

Mini SM Kuressaare lennuväli 1,904 Km
 Mini SM - Võidusõit - I - 10 minutit + 2 ringi race 24.07.2010 16:00
 Race started at 16:14:54

Pos	No.	Name	Nat	Entrant/Race Team	Make	Laps	Total Tm	Diff	Gap	Best Tm	In Lap	Best Speed	Points
1	1	Henri Remma	EST	ATM Racing	Pitpro	10	12:27.080			1:12.340	9	94,753	60
2	23	Mikk Tagapere	EST	ATM Racing	Pitpro	10	12:28.285	1.205	1.205	1:12.901	9	94,023	54
3	56	Prants Pals	EST	Saku MK	PitsterPro	10	12:36.175	9.095	7.890	1:14.078	7	92,529	50
4	64	Kevin Gerretz	EST	ATM Racing	Pitpro	10	12:49.193	22.113	13.018	1:15.863	4	90,352	47
5	51	Patrick Pals	EST	Saku MK	PitsterPro	10	12:59.307	32.227	10.114	1:13.492	9	93,267	44
6	43	Andy Piip	EST	Bucci Moto Estonia	Bucci Mot	10	13:01.690	34.610	2.383	1:17.230	10	88,753	42
7	2	Marko Lepik	EST	Mini RC	Pitpro	10	13:02.589	35.509	0.899	1:17.066	6	88,942	40
8	99	Kaido Ploompuu	EST	Mini RC	Pitpro	10	13:21.192	54.112	18.603	1:18.139	2	87,721	38
9	115	Kristo Kaste	EST	Rae TSK	PitsterPro	10	13:41.871	1:14.791	20.679	1:20.940	3	84,685	36
10	11	Taavi Jürgenson	EST	Mini RC	Motover	9	13:09.429	1 Lap	1 Lap	1:25.570	9	80,103	34
11	14	Leo Jürgenson	EST	Mini RC	PitsterPro	9	13:21.094	1 Lap	11.665	1:25.196	2	80,454	32
12	113	Karl Lõbus	EST		ATM	8	12:46.288	2 Laps	1 Lap	1:20.621	6	85,020	30
Not classified (75% = 8 Laps)													
	90	Risto Õiemets	EST	Mini RC	E-Ton	2	2:45.567	8 Laps	6 Laps	1:21.007	2	84,615	0

Announcements
 Vale start + 10 sek Nr. 113 ; Nr. 14

Margin of Victory	Avg. Speed	Best Lap Tm	Best Speed	Best Lap by
1.205	91,749	1:12.340	94,753	1 - Henri Remma



Sky Plus Supermoto Eesti MV V etapp

Mini SM Kuressaare lennuväli 1,904 Km

Mini SM - Võidusõit - I - 10 minutit + 2 ringi race 24.07.2010 16:00

Race started at 16:14:54

Lap	Lap Tm	Diff	Time of Day
(1) Henri Remma			
1	1:18.744	+6.404	16:16:13.153
2	1:15.754	+3.414	16:17:28.907
3	1:14.904	+2.564	16:18:43.811
4	1:13.838	+1.498	16:19:57.649
5	1:14.598	+2.258	16:21:12.247
6	1:13.790	+1.450	16:22:26.037
7	1:14.693	+2.353	16:23:40.730
8	1:13.218	+0.878	16:24:53.948
9	1:12.340		16:26:06.288
10	1:14.967	+2.627	16:27:21.255
(23) Mikko Tagapere			
1	1:21.408	+8.507	16:16:15.919
2	1:15.270	+2.369	16:17:31.189
3	1:14.519	+1.618	16:18:45.708
4	1:14.594	+1.693	16:20:00.302
5	1:14.461	+1.560	16:21:14.763
6	1:13.835	+0.934	16:22:28.598
7	1:14.124	+1.223	16:23:42.722
8	1:12.911	+0.010	16:24:55.633
9	1:12.901		16:26:08.534
10	1:13.926	+1.025	16:27:22.460
(56) Prants Pals			
1	1:17.448	+3.370	16:16:11.633
2	1:16.843	+2.765	16:17:28.476
3	1:16.340	+2.262	16:18:44.816
4	1:15.063	+0.985	16:19:59.879
5	1:14.754	+0.676	16:21:14.633
6	1:15.122	+1.044	16:22:29.755
7	1:14.078		16:23:43.833
8	1:14.750	+0.672	16:24:58.583
9	1:14.144	+0.066	16:26:12.727
10	1:17.623	+3.545	16:27:30.350
(64) Kevin Gerretz			
1	1:19.512	+3.649	16:16:13.842
2	1:16.596	+0.733	16:17:30.438
3	1:16.455	+0.592	16:18:46.893
4	1:15.863		16:20:02.756
5	1:16.474	+0.611	16:21:19.230
6	1:16.045	+0.182	16:22:35.275
7	1:16.147	+0.284	16:23:51.422
8	1:16.334	+0.471	16:25:07.756
9	1:16.318	+0.455	16:26:24.074
10	1:19.294	+3.431	16:27:43.368
(51) Patrick Pals			
1	1:17.584	+4.092	16:16:11.759
2	1:15.941	+2.449	16:17:27.700
3	1:15.124	+1.632	16:18:42.824
4	1:14.271	+0.779	16:19:57.095
5	1:15.355	+1.863	16:21:12.450
6	1:14.954	+1.462	16:22:27.404
7	1:13.787	+0.295	16:23:41.191
8	1:13.549	+0.057	16:24:54.740
9	1:13.492		16:26:08.232
10	1:45.250	+31.758	16:27:53.482
(43) Andy Piip			
1	1:21.548	+4.318	16:16:15.996
2	1:18.243	+1.013	16:17:34.239
3	1:18.051	+0.821	16:18:52.290
4	1:17.774	+0.544	16:20:10.064

Lap	Lap Tm	Diff	Time of Day
5	1:17.315	+0.085	16:21:27.379
6	1:17.526	+0.296	16:22:44.905
7	1:17.896	+0.666	16:24:02.801
8	1:18.014	+0.784	16:25:20.815
9	1:17.820	+0.590	16:26:38.635
10	1:17.230		16:27:55.865
(2) Marko Lepik			
1	1:22.222	+5.156	16:16:16.999
2	1:17.982	+0.916	16:17:34.981
3	1:17.906	+0.840	16:18:52.887
4	1:17.716	+0.650	16:20:10.603
5	1:17.570	+0.504	16:21:28.173
6	1:17.066		16:22:45.239
7	1:17.883	+0.817	16:24:03.122
8	1:18.183	+1.117	16:25:21.305
9	1:17.852	+0.786	16:26:39.157
10	1:17.607	+0.541	16:27:56.764
(99) Kaido Ploompuu			
1	1:21.938	+3.799	16:16:16.592
2	1:18.139		16:17:34.731
3	1:18.906	+0.767	16:18:53.637
4	1:19.313	+1.174	16:20:12.950
5	1:20.187	+2.048	16:21:33.137
6	1:20.552	+2.413	16:22:53.689
7	1:22.763	+4.624	16:24:16.452
8	1:18.383	+0.244	16:25:34.835
9	1:19.250	+1.111	16:26:54.085
10	1:21.282	+3.143	16:28:15.367
(115) Kristo Kaste			
1	1:25.143	+4.203	16:16:19.839
2	1:21.121	+0.181	16:17:40.960
3	1:20.940		16:19:01.900
4	1:21.050	+0.110	16:20:22.950
5	1:21.784	+0.844	16:21:44.734
6	1:20.952	+0.012	16:23:05.686
7	1:22.169	+1.229	16:24:27.855
8	1:21.403	+0.463	16:25:49.258
9	1:21.589	+0.649	16:27:10.847
10	1:25.199	+4.259	16:28:36.046
(11) Taavi Jürgenson			
1	1:29.496	+3.926	16:16:24.556
2	1:27.313	+1.743	16:17:51.869
3	1:26.421	+0.851	16:19:18.290
4	1:26.257	+0.687	16:20:44.547
5	1:27.452	+1.882	16:22:11.999
6	1:30.079	+4.509	16:23:42.078
7	1:29.558	+3.988	16:25:11.636
8	1:26.398	+0.828	16:26:38.034
9	1:25.570		16:28:03.604
(14) Leo Jürgenson			
1	1:29.633	+4.437	16:16:24.933
2	1:25.196		16:17:50.129
3	1:26.158	+0.962	16:19:16.287
4	1:26.655	+1.459	16:20:42.942
5	1:26.526	+1.330	16:22:09.468
6	1:28.190	+2.994	16:23:37.658
7	1:33.323	+8.127	16:25:10.981
8	1:26.685	+1.489	16:26:37.666
9	1:27.603	+2.407	16:28:05.269
(113) Karl Löbus			

Lap	Lap Tm	Diff	Time of Day
1	1:25.831	+5.210	16:16:21.030
2	1:23.576	+2.955	16:17:44.606
3	1:22.452	+1.831	16:19:07.058
4	1:21.587	+0.966	16:20:28.645
5	1:20.744	+0.123	16:21:49.389
6	1:20.621		16:23:10.010
7	1:29.383	+8.762	16:24:39.393
8	2:51.070	+1:30.449	16:27:30.463
(90) Risto Õiemets			
1	1:23.951	+2.944	16:16:18.735
2	1:21.007		16:17:39.742



Sky Plus Supermoto Eesti MV V etapp

Lapchart


Mini SM

Kuressaare lennuväli 1,904 Km

Mini SM - Võidusõit - I - 10 minutit + 2 ringi race

24.07.2010 16:00

Race started at 16:14:54



Competitors

Laps

	0	1	2	3	4	5	6	7	8	9	10
Patrick Pals (51)	1	51	56	51	51	51	1	1	1	1	1
Prants Pals (56)	2	56	51	56	1	1	51	51	51	51	23
Kevin Gerretz (64)	3	64	1	1	56	56	56	23	23	23	56
Henri Remma (1)	4	1	64	64	23	23	23	56	56	56	64
Andy Piip (43)	5	43	23	23	64	64	64	64	64	64	51
Mikk Tagapere (23)	6	23	43	43	43	43	43	43	43	43	43
Kaido Ploompuu (99)	7	99	99	99	2	2	2	2	2	2	2
Kristo Kaste (115)	8	115	2	2	99	99	99	99	99	99	99
Marko Lepik (2)	9	2	90	90	115	115	115	115	115	115	115
Risto Õiemets (90)	10	90	115	115	113	113	113	113	113	14	11
Taavi Jürgenson (11)	11	11	113	113	14	14	14	14	14	11	14
Karl Lõbus (113)	12	113	11	14	11	11	11	11	11	113	
Leo Jürgenson (14)	13	14	14	11							

Korraldus: Saksa Auto AMK

Orbits

Peakohtunik: Margus Ostnik

Peasekretär: Annika Luige

Peaajamõõtja: Asper Leppik

Printed: 25.07.2010 17:00:32






Sky Plus Supermoto Eesti MV V etapp

Sorted on Laps


Mini SM
 Kuressaare lennuväli 1,904 Km
 Mini SM - Võidusõit - II - 10 minutit + 2 ringi race
 24.07.2010 17:55
 Race started at 17:52:56



Pos	No.	Name	Nat	Entrant/Race Team	Make	Laps	Total Tm	Diff	Gap	Best Tm	In Lap	Best Speed	Points
1	1	Henri Remma	EST	ATM Racing	Pitpro	10	12:44.869			1:14.500	9	92,005	60
2	23	Mikk Tagapere	EST	ATM Racing	Pitpro	10	12:46.158	1.289	1.289	1:14.770	7	91,673	54
3	51	Patrick Pals	EST	Saku MK	PitsterPro	10	13:15.400	30.531	29.242	1:17.500	2	88,444	50
4	64	Kevin Gerretz	EST	ATM Racing	Pitpro	10	13:24.965	40.096	9.565	1:18.703	7	87,092	47
5	2	Marko Lepik	EST	Mini RC	Pitpro	10	13:34.205	49.336	9.240	1:19.486	8	86,234	44
6	115	Kristo Kaste	EST	Rae TSK	PitsterPro	10	13:43.036	58.167	8.831	1:20.811	9	84,820	42
7	90	Risto Õiemets	EST	Mini RC	E-Ton	10	13:44.805	59.936	1.769	1:20.090	6	85,584	40
8	113	Karl Lõbus	EST		ATM	10	13:47.429	1:02.560	2.624	1:20.125	9	85,546	38
9	99	Kaido Ploompuu	EST	Mini RC	Pitpro	10	13:50.674	1:05.805	3.245	1:20.588	3	85,055	36
10	43	Andy Piip	EST	Bucci Moto Estonia	Bucci Mot	10	13:51.887	1:07.018	1.213	1:18.302	10	87,538	34
11	14	Leo Jürgenson	EST	Mini RC	PitsterPro	8	12:48.292	2 Laps	2 Laps	1:29.245	2	76,804	32
Not classified (75% = 8 Laps)													
	56	Prants Pals	EST	Saku MK	PitsterPro	6	7:47.980	4 Laps	2 Laps	1:15.462	6	90,832	0
	11	Taavi Jürgenson	EST	Mini RC	Motovert		0.978	10 Laps	6 Laps		0	-	0

Margin of Victory	Avg. Speed	Best Lap Tm	Best Speed	Best Lap by
1.289	89,615	1:14.500	92,005	1 - Henri Remma

Korraldus: Saksa Auto AMK
 Peakohunik: Margus Ostnik
 Peasekretär: Annika Luige
 Peaajamõõtja: Asper Leppik
 Printed: 25.07.2010 17:00:49





Sky Plus Supermoto Eesti MV V etapp

Mini SM Kuressaare lennuväli 1,904 Km

Mini SM - Võidusõit - II - 10 minutit + 2 ringi race 24.07.2010 17:55

Race started at 17:52:56

Lap	Lap Tm	Diff	Time of Day
(1) Henri Remma			
1	1:21.824	+7.324	17:54:19.046
2	1:17.893	+3.393	17:55:36.939
3	1:17.001	+2.501	17:56:53.940
4	1:16.599	+2.099	17:58:10.539
5	1:15.065	+0.565	17:59:25.604
6	1:14.771	+0.271	18:00:40.375
7	1:15.228	+0.728	18:01:55.603
8	1:14.751	+0.251	18:03:10.354
9	1:14.500		18:04:24.854
10	1:16.832	+2.332	18:05:41.686
(23) Mikko Tagapere			
1	1:21.137	+6.367	17:54:18.294
2	1:17.327	+2.557	17:55:35.621
3	1:15.820	+1.050	17:56:51.441
4	1:15.654	+0.884	17:58:07.095
5	1:15.574	+0.804	17:59:22.669
6	1:15.598	+0.828	18:00:38.267
7	1:14.770		18:01:53.037
8	1:15.363	+0.593	18:03:08.400
9	1:16.373	+1.603	18:04:24.773
10	1:18.202	+3.432	18:05:42.975
(51) Patrick Pals			
1	1:20.787	+3.287	17:54:17.604
2	1:17.500		17:55:35.104
3	1:18.841	+1.341	17:56:53.945
4	1:18.285	+0.785	17:58:12.230
5	1:18.288	+0.788	17:59:30.518
6	1:18.447	+0.947	18:00:48.965
7	1:21.537	+4.037	18:02:10.502
8	1:20.610	+3.110	18:03:31.112
9	1:20.037	+2.537	18:04:51.149
10	1:21.068	+3.568	18:06:12.217
(64) Kevin Gerretz			
1	1:25.631	+6.928	17:54:22.819
2	1:21.316	+2.613	17:55:44.135
3	1:20.001	+1.298	17:57:04.136
4	1:19.396	+0.693	17:58:23.532
5	1:19.465	+0.762	17:59:42.997
6	1:18.998	+0.295	18:01:01.995
7	1:18.703		18:02:20.698
8	1:20.199	+1.496	18:03:40.897
9	1:19.756	+1.053	18:05:00.653
10	1:21.129	+2.426	18:06:21.782
(2) Marko Lepik			
1	1:27.316	+7.830	17:54:24.768
2	1:21.111	+1.625	17:55:45.879
3	1:20.951	+1.465	17:57:06.830
4	1:20.654	+1.168	17:58:27.484
5	1:20.030	+0.544	17:59:47.514
6	1:20.494	+1.008	18:01:08.008
7	1:19.979	+0.493	18:02:27.987
8	1:19.486		18:03:47.473
9	1:20.105	+0.619	18:05:07.578
10	1:23.444	+3.958	18:06:31.022
(115) Kristo Kaste			
1	1:26.314	+5.503	17:54:23.496
2	1:23.451	+2.640	17:55:46.947
3	1:22.144	+1.333	17:57:09.091
4	1:22.000	+1.189	17:58:31.091

Lap	Lap Tm	Diff	Time of Day
5	1:21.550	+0.739	17:59:52.641
6	1:20.992	+0.181	18:01:13.633
7	1:21.921	+1.110	18:02:35.554
8	1:20.850	+0.039	18:03:56.404
9	1:20.811		18:05:17.215
10	1:22.638	+1.827	18:06:39.853
(90) Risto Õiemets			
1	1:28.057	+7.967	17:54:25.427
2	1:25.671	+5.581	17:55:51.098
3	1:22.255	+2.165	17:57:13.353
4	1:21.480	+1.390	17:58:34.833
5	1:20.369	+0.279	17:59:55.202
6	1:20.090		18:01:15.292
7	1:22.386	+2.296	18:02:37.678
8	1:21.200	+1.110	18:03:58.878
9	1:21.837	+1.747	18:05:20.715
10	1:20.907	+0.817	18:06:41.622
(113) Karl Lõbus			
1	1:28.795	+8.670	17:54:26.285
2	1:24.159	+4.034	17:55:50.444
3	1:24.106	+3.981	17:57:14.550
4	1:21.775	+1.650	17:58:36.325
5	1:20.955	+0.830	17:59:57.280
6	1:20.875	+0.750	18:01:18.155
7	1:22.239	+2.114	18:02:40.394
8	1:23.088	+2.963	18:04:03.482
9	1:20.125		18:05:23.607
10	1:20.639	+0.514	18:06:44.246
(99) Kaido Ploompuu			
1	1:28.209	+7.621	17:54:25.592
2	1:23.107	+2.519	17:55:48.699
3	1:20.588		17:57:09.287
4	1:21.078	+0.490	17:58:30.365
5	1:21.615	+1.027	17:59:51.980
6	1:25.682	+5.094	18:01:17.662
7	1:22.767	+2.179	18:02:40.429
8	1:22.893	+2.305	18:04:03.322
9	1:21.110	+0.522	18:05:24.432
10	1:23.059	+2.471	18:06:47.491
(43) Andy Piip			
1	1:25.019	+6.717	17:54:22.387
2	1:22.508	+4.206	17:55:44.895
3	1:21.489	+3.187	17:57:06.384
4	1:20.404	+2.102	17:58:26.788
5	1:20.329	+2.027	17:59:47.117
6	1:20.506	+2.204	18:01:07.623
7	1:41.648	+23.346	18:02:49.271
8	1:21.682	+3.380	18:04:10.953
9	1:19.449	+1.147	18:05:30.402
10	1:18.302		18:06:48.704
(14) Leo Jürgenson			
1	1:32.797	+3.552	17:54:31.608
2	1:29.245		17:56:00.853
3	1:31.744	+2.499	17:57:32.597
4	1:31.964	+2.719	17:59:04.561
5	1:38.922	+9.677	18:00:43.483
6	1:37.180	+7.935	18:02:20.663
7	1:40.183	+10.938	18:04:00.846
8	1:44.263	+15.018	18:05:45.109
(56) Prants Pals			



Sky Plus Supermoto Eesti MV V etapp

Lapchart

Mini SM

Kuussaare lennuväli 1,904 Km

Mini SM - Võidusõit - II - 10 minutit + 2 ringi race

24.07.2010 17:55

Race started at 17:52:56



Competitors

Laps

	0	1	2	3	4	5	6	7	8	9	10	
Patrick Pals (51)	1	51	51	51	23	23	23	23	23	23	23	1
Prants Pals (56)	2	56	56	23	1	1	1	1	1	1	1	23
Mikk Tagapere (23)	3	23	23	1	51	51	56	56	51	51	51	51
Kristo Kaste (115)	4	115	1	56	56	56	51	51	64	64	64	64
Kevin Gerretz (64)	5	64	43	64	64	64	64	64	2	2	2	2
Henri Remma (1)	6	1	64	43	43	43	43	43	115	115	115	115
Andy Piip (43)	7	43	115	2	2	2	2	2	90	90	90	90
Risto Õiemets (90)	8	90	2	115	115	99	99	115	113	99	113	113
Kaido Ploompuu (99)	9	99	90	99	99	115	115	90	99	113	99	99
Marko Lepik (2)	10	2	99	113	90	90	90	99	43	43	43	43
Karl Lõbus (113)	11	113	113	90	113	113	113	113	14	14		
Taavi Jürgenson (11)	12	11	14	14	14	14	14	14				
Leo Jürgenson (14)	13	14										

Korraldus: Saksa Auto AMK

Orbits

Peakohtunik: Margus Ostnik

Peasekretär: Annika Luige

Peaajamõõtja: Asper Leppik



Printed: 25.07.2010 17:01:09



DREAMER

AMPS Catering Järve



Sky Plus Supermoto Eesti MV V etapp



Pos	No.	Name	Nat	Entrant/Race Team	Make	R1.	R2.	otal points
1	1	Henri Remma	EST	ATM Racing	Pitpro	60	60	120
2	23	Mikk Tagapere	EST	ATM Racing	Pitpro	54	54	108
3	51	Patrick Pals	EST	Saku MK	PitsterPro	44	50	94
4	64	Kevin Gerretz	EST	ATM Racing	Pitpro	47	47	94
5	2	Marko Lepik	EST	Mini RC	Pitpro	40	44	84
6	115	Kristo Kaste	EST	Rae TSK	PitsterPro	36	42	78
7	43	Andy Piip	EST	Bucci Moto Estonia	Bucci Moto	42	34	76
8	99	Kaido Ploompuu	EST	Mini RC	Pitpro	38	36	74
9	113	Karl Lõbus	EST		ATM	30	38	68
10	14	Leo Jürgenson	EST	Mini RC	PitsterPro	32	32	64
11	56	Prants Pals	EST	Saku MK	PitsterPro	50	0	50
12	90	Risto Öiemets	EST	Mini RC	E-Ton	0	40	40
13	11	Taavi Jürgenson	EST	Mini RC	Motover	34	0	34



Supermoto EMV 2010 MINI SM

2010

Pos	No.	Name	Total	Drop	Diff	Gap	#1			#2			#3			#4		
							R1	R2	Total	R1	R2	Total	R1	R2	Total	R1	R2	Total
1	1	Henri Remma	332	94	0	0	54	50	104	54	54	108	47	47	94	60	60	120
2	51	Patrick Pals	324	44	8	8	50	60	110	0	50	50	54	60	114	44	50	94
3	23	Mikk Tagapere	296	0	36	28	44	44	88	0	0	0	50	50	100	54	54	108
4	43	Andy Piip	290	68	42	6	60	54	114	50	34	84	42	42	84	42	34	76
5	64	Kevin Gerretz	276	0	56	14	47	47	94	44	44	88	0	0	0	47	47	94
6	2	Marko Lepik	262	74	70	14	38	36	74	47	47	94	44	40	84	40	44	84
7	99	Kaido Ploompuu	242	72	90	20	42	42	84	42	42	84	36	36	72	38	36	74
8	131	Heido Havam	234	0	98	8	x	x	x	60	60	120	60	54	114	x	x	x
9	90	Risto Oiemets	234	36	98	0	40	38	78	36	40	76	38	38	76	0	40	40
10	115	Kristo Kaste	230	66	102	4	34	40	74	40	38	78	34	32	66	36	42	78
11	11	Taavi Jürgenson	172	0	160	58	32	32	64	38	36	74	x	x	x	34	0	34
12	56	Prants Pals	126	0	206	46	x	x	x	x	x	x	32	44	76	50	0	50
13	30	Marko Kokk	74	0	258	52	x	x	x	x	x	x	40	34	74	x	x	x
14	96	Margus Oks	70	0	262	4	36	34	70	x	x	x	x	x	x	x	x	x
15	113	Karl Lõbus	68	0	264	2	x	x	x	x	x	x	x	x	x	30	38	68
16	14	Leo Jürgenson	64	0	268	4	x	x	x	x	x	x	x	x	x	32	32	64
17	53	Marko Männi	0	0	332	64	0	0	0	x	x	x	x	x	x	x	x	x

Event Legend

#1	1.05.2010	Sky Plus Supermoto Eesti MV I etapp - Aravete	#3	20.06.2010	Sky Plus Supermoto Eesti MV III etapp - Audru
#2	6.06.2010	Sky Plus Supermoto Eesti MV II etapp - Rapla	#4	24.07.2010	Sky Plus Supermoto Eesti MV VI etapp - Kuressaare