

Superkrossi karikavõistluste III etapp

Sorted on best lap time


ESIVEDU, NOORED

LaitseRallyPark 1.160 km

Kvalifikatsioonisõit 10 minutit

24/05/2020 10:30

Qualifying started at 9:19:50



Pos	No.	Name	Best Tm	Diff	Gap	In Lap	Laps	Class	Car	Entrant
1	8	Kevin ALLIK	56.414			10	10	Esivedu	Mitsubishi Colt	Tiri&Allik Motors
2	41	Martin KUTSER	56.499	0.085	0.085	3	4	Esivedu	Volkswagen Golf II	Milrem Motorsport
3	85	Marek KÜNNAPAS	57.112	0.698	0.613	8	8	Esivedu	Volkswagen Golf III	Erki Sport
4	21	Erki KÜLVI	57.326	0.912	0.214	9	9	Esivedu	Honda Civic	Erki Sport
5	40	Janar LEHTNIIT	58.159	1.745	0.833	9	9	Esivedu	Volkswagen Golf II	Erki Sport
6	50	Kärolin SOOLEPP	58.580	2.166	0.421	8	10	Esivedu	Mitsubishi Colt	Tikkri Motorsport
7	29	Reinis TRUPS	59.320	2.906	0.740	5	7	Esivedu	MG ZR	Reinis Trups
8	46	Siim OTS	1:00.609	4.195	1.289	7	10	Esivedu	Honda Civic	Kaur Motorsport
9	76	Marta STARKA	1:01.388	4.974	0.779	7	7	Esivedu	Seat Ibiza	Marta Starka
10	45	Kert KLEMMER	1:01.737	5.323	0.349	2	5	Esivedu	Volkswagen Golf II	Erki Sport
11	51	Eno KRIIBI	1:02.405	5.991	0.668	6	6	Esivedu	Volkswagen Golf II	Erki Sport
12	30	Maiko TAMM	1:03.741	7.327	1.336	2	4	Noored	Lada 2105	Erki Sport

Superkrossi karikavõistluste III etapp

ESIVEDU, NOORED

LaitseRallyPark 1.160 km

Kvalifikatsioonisõit 10 minutit

24/05/2020 10:30

Qualifying started at 9:19:50

Lap	Lap Tm	Diff	Time of Day
(8) Kevin ALLIK			
1	58.202	+1.788	9:20:53.821
2	57.934	+1.520	9:21:51.755
3	57.392	+0.978	9:22:49.147
4	57.556	+1.142	9:23:46.703
5	1:19.683	+23.269	9:25:06.386
6	57.146	+0.732	9:26:03.532
7	1:00.454	+4.040	9:27:03.986
8	56.471	+0.057	9:28:00.457
9	57.465	+1.051	9:28:57.922
10	56.414		9:29:54.336

(41) Martin KUTSER			
1	1:04.724	+8.225	9:21:06.477
2	58.760	+2.261	9:22:05.237
3	56.499		9:23:01.736
4	1:06.854	+10.355	9:24:08.590

(85) Marek KÜNNAPAS			
1	1:06.065	+8.953	9:21:24.575
2	1:10.613	+13.501	9:22:35.188
3	57.846	+0.734	9:23:33.034
4	1:02.413	+5.301	9:24:35.447
5	1:02.988	+5.876	9:25:38.435
6	1:03.696	+6.584	9:26:42.131
7	1:05.200	+8.088	9:27:47.331
8	57.112		9:28:44.443

(21) Erki KÜLVI			
1	1:05.261	+7.935	9:21:26.601
2	1:16.770	+19.444	9:22:43.371
3	1:09.690	+12.364	9:23:53.061
4	1:03.254	+5.928	9:24:56.315
5	58.592	+1.266	9:25:54.907
6	1:00.801	+3.475	9:26:55.708
7	58.189	+0.863	9:27:53.897
8	57.797	+0.471	9:28:51.694
9	57.326		9:29:49.020

(40) Janar LEHTNIIT			
1	1:04.125	+5.966	9:21:28.154
2	58.819	+0.660	9:22:26.973
3	1:08.390	+10.231	9:23:35.363
4	1:01.719	+3.560	9:24:37.082
5	1:06.279	+8.120	9:25:43.361
6	1:04.376	+6.217	9:26:47.737

7	1:00.765	+2.606	9:27:48.502
8	58.664	+0.505	9:28:47.166
9	58.159		9:29:45.325

(50) Kärölin SOOLEPP			
1	1:06.478	+7.898	9:21:11.544
2	1:01.139	+2.559	9:22:12.683
3	1:00.128	+1.548	9:23:12.811
4	1:12.147	+13.567	9:24:24.958
5	59.453	+0.873	9:25:24.411
6	59.677	+1.097	9:26:24.088
7	1:08.214	+9.634	9:27:32.302
8	58.580		9:28:30.882
9	59.126	+0.546	9:29:30.008
10	58.591	+0.011	9:30:28.599

(29) Reinis TRUPS			
1	1:05.651	+6.331	9:21:21.441
2	1:07.280	+7.960	9:22:28.721
3	1:01.065	+1.745	9:23:29.786
4	1:15.638	+16.318	9:24:45.424
5	59.320		9:25:44.744
6	3:23.165	2:23.845	9:29:07.909
7	1:16.697	+17.377	9:30:24.606

(46) Siim OTS			
1	1:07.745	+7.136	9:21:21.074
2	1:04.731	+4.122	9:22:25.805
3	1:03.044	+2.435	9:23:28.849
4	1:02.079	+1.470	9:24:30.928
5	1:01.220	+0.611	9:25:32.148
6	1:06.712	+6.103	9:26:38.860
7	1:00.609		9:27:39.469
8	1:00.843	+0.234	9:28:40.312
9	1:00.717	+0.108	9:29:41.029
10	1:02.104	+1.495	9:30:43.133

(76) Marta STARKA			
1	1:04.848	+3.460	9:21:15.421
2	1:01.583	+0.195	9:22:17.004
3	1:12.435	+11.047	9:23:29.439
4	1:02.146	+0.758	9:24:31.585
5	1:01.620	+0.232	9:25:33.205
6	1:07.550	+6.162	9:26:40.755
7	1:01.388		9:27:42.143

(45) Kert KLEMMER			
--------------------------	--	--	--

1	1:06.422	+4.685	9:21:14.896
2	1:01.737		9:22:16.633
3	1:03.092	+1.355	9:23:19.722
4	1:14.786	+13.049	9:24:34.511
5	1:08.665	+6.928	9:25:43.176

(51) Eno KRIIBI			
1	1:16.594	+14.189	9:21:28.020
2	1:12.415	+10.010	9:22:40.444
3	1:03.005	+0.600	9:23:43.444
4	1:06.464	+4.059	9:24:49.910
5	1:03.116	+0.711	9:25:53.020
6	1:02.405		9:26:55.433

(30) Maiko TAMM			
1	1:04.653	+0.912	9:21:02.699
2	1:03.741		9:22:06.439
3	1:14.824	+11.083	9:23:21.263
4	1:04.323	+0.582	9:24:25.586

Superkrossi karikavõistluste III etapp

Sorted on Laps


ESIVEDU, NOORED

LaitseRallyPark 1.160 km

1. eelsõit 5 ringi

24/05/2020 11:30

Race (5 Laps) started at 10:20:08



Pos	No.	Name	Class	Laps	Diff	Gap	Best Tm	In Lap	Points	Car	Entrant
1	8	Kevin ALLIK	Esivedu	5			54.807	3	1	Mitsubishi Colt	Tiri&Allik Motors
2	21	Erki KÜLVI	Esivedu	5	7.794	7.794	56.457	2	2	Honda Civic	Erki Sport
3	40	Janar LEHTNIIT	Esivedu	5	9.000	1.206	57.290	3	3	Volkswagen Golf II	Erki Sport
4	29	Reinis TRUPS	Esivedu	5	9.473	0.473	56.575	4	4	MG ZR	Reinis Trups
5	41	Martin KUTSER	Esivedu	5	10.051	0.578	56.390	2	5	Volkswagen Golf II	Milrem Motorsport
6	85	Marek KÜNNAPAS	Esivedu	5	10.596	0.545	56.347	5	6	Volkswagen Golf III	Erki Sport
7	50	Kärolin SOOLEPP	Esivedu	5	14.974	4.378	57.561	4	7	Mitsubishi Colt	Tikkri Motorsport
8	76	Marta STARKA	Esivedu	5	18.905	3.931	59.042	5	8	Seat Ibiza	Marta Starka
9	46	Siim OTS	Esivedu	5	20.928	2.023	58.264	4	9	Honda Civic	Kaur Motorsport
10	45	Kert KLEMMER	Esivedu	5	37.792	16.864	1:00.902	5	10	Volkswagen Golf II	Erki Sport
11	51	Eno KRIIBI	Esivedu	5	47.781	9.989	1:02.032	1	11	Volkswagen Golf II	Erki Sport
DNF	30	Maiko TAMM	Noored	2	DNF	3 Laps	1:01.417	2	12	Lada 2105	Erki Sport

Superkrossi karikavõistluste III etapp

ESIVEDU, NOORED

LaitseRallyPark 1.160 km

1. eelsõit 5 ringi

24/05/2020 11:30

Race (5 Laps) started at 10:20:08

Lap	Lap Tm	Diff	Time of Day	Lap	Lap Tm	Diff	Time of Day	Lap	Lap Tm	Diff	Time of Day
(8) Kevin ALLIK				4	57.561		10:24:03.958				
1	58.064	+3.257	10:21:06.615	5	1:06.905	+9.344	10:25:10.863				
2	55.604	+0.797	10:22:02.219	(76) Marta STARKA							
3	54.807		10:22:57.026	1	1:07.611	+8.569	10:21:17.252				
4	1:03.743	+8.936	10:24:00.769	2	59.274	+0.232	10:22:16.526				
5	55.120	+0.313	10:24:55.889	3	59.990	+0.948	10:23:16.516				
(21) Erki KÜLVI				4	59.236	+0.194	10:24:15.752				
1	58.935	+2.478	10:21:07.648	5	59.042		10:25:14.794				
2	56.457		10:22:04.105	(46) Siim OTS							
3	56.705	+0.248	10:23:00.810	1	1:02.056	+3.792	10:21:11.537				
4	57.074	+0.617	10:23:57.884	2	59.190	+0.926	10:22:10.727				
5	1:05.799	+9.342	10:25:03.683	3	1:08.362	+10.098	10:23:19.089				
(40) Janar LEHTNIIT				4	58.264		10:24:17.353				
1	1:05.912	+8.622	10:21:14.727	5	59.464	+1.200	10:25:16.817				
2	57.944	+0.654	10:22:12.671	(45) Kert KLEMMER							
3	57.290		10:23:09.961	1	1:02.948	+2.046	10:21:12.969				
4	57.301	+0.011	10:24:07.262	2	1:12.109	+11.207	10:22:25.078				
5	57.627	+0.337	10:25:04.889	3	1:06.303	+5.401	10:23:31.381				
(29) Reinis TRUPS				4	1:01.398	+0.496	10:24:32.779				
1	1:06.437	+9.862	10:21:15.749	5	1:00.902		10:25:33.681				
2	57.816	+1.241	10:22:13.565	(51) Eno KRIIBI							
3	57.908	+1.333	10:23:11.473	1	1:02.032		10:21:13.403				
4	56.575		10:24:08.048	2	1:11.770	+9.738	10:22:25.173				
5	57.314	+0.739	10:25:05.362	3	1:04.245	+2.213	10:23:29.418				
(41) Martin KUTSER				4	1:02.322	+0.290	10:24:31.740				
1	1:01.369	+4.979	10:21:10.024	5	1:11.930	+9.898	10:25:43.670				
2	56.390		10:22:06.414	(30) Maiko TAMM							
3	56.393	+0.003	10:23:02.807	1	1:13.725	+12.308	10:21:24.805				
4	1:06.423	+10.033	10:24:09.230	2	1:01.417		10:22:26.222				
5	56.710	+0.320	10:25:05.940	(85) Marek KÜNNAPAS							
(85) Marek KÜNNAPAS				1	58.572	+2.225	10:21:07.087				
1	58.572	+2.225	10:21:07.087	2	58.049	+1.702	10:22:05.136				
2	58.049	+1.702	10:22:05.136	3	1:07.522	+11.175	10:23:12.658				
3	1:07.522	+11.175	10:23:12.658	4	57.480	+1.133	10:24:10.138				
4	57.480	+1.133	10:24:10.138	5	56.347		10:25:06.485				
5	56.347		10:25:06.485	(50) Kärolin SOOLEPP							
(50) Kärolin SOOLEPP				1	1:00.713	+3.152	10:21:09.987				
1	1:00.713	+3.152	10:21:09.987	2	58.817	+1.256	10:22:08.804				
2	58.817	+1.256	10:22:08.804	3	57.593	+0.032	10:23:06.397				
3	57.593	+0.032	10:23:06.397								

Võistluse korraldaja: MTÜ Erki Sport

Orbits

Võistluse direktor: Eiki ERISTE

Võistluse juht: Erko ERISTE

Võistluse ajamõõtja: Asper LEPPIK Tulemused ja ringiajad: www.mylaps.ee

Printed: 24/05/2020 13:51:01

Superkrossi karikavõistluste III etapp

Sorted on Laps


ESIVEDU, NOORED

LaitseRallyPark 1.160 km

2. eelsõit 5 ringi

24/05/2020 12:30

Race (5 Laps) started at 11:21:11



Pos	No.	Name	Class	Laps	Diff	Gap	Best Tm	In Lap	Points	Car	Entrant
1	8	Kevin ALLIK	Esivedu	5			55.119	3	1	Mitsubishi Colt	Tiri&Allik Motors
2	41	Martin KUTSER	Esivedu	5	6.320	6.320	56.007	2	2	Volkswagen Golf II	Milrem Motorsport
3	21	Erki KÜLVI	Esivedu	5	9.076	2.756	56.299	2	3	Honda Civic	Erki Sport
4	50	Kärolin SOOLEPP	Esivedu	5	17.391	8.315	57.806	3	4	Mitsubishi Colt	Tikkri Motorsport
5	85	Marek KÜNNAPAS	Esivedu	5	19.272	1.881	58.136	3	5	Volkswagen Golf III	Erki Sport
6	29	Reinis TRUPS	Esivedu	5	19.275	0.003	57.994	3	6	MG ZR	Reinis Trups
7	46	Siim OTS	Esivedu	5	23.921	4.646	59.109	4	7	Honda Civic	Kaur Motorsport
8	76	Marta STARKA	Esivedu	5	31.149	7.228	57.995	3	8	Seat Ibiza	Marta Starka
DNF	40	Janar LEHTNIIT	Esivedu	3	DNF	2 Laps	57.814	3	9	Volkswagen Golf II	Erki Sport
DNF	45	Kert KLEMMER	Esivedu	2	DNF	1 Lap	59.269	2	10	Volkswagen Golf II	Erki Sport
Not classified											
DNS	51	Eno KRIIBI	Esivedu		DNF			0	22	Volkswagen Golf II	Erki Sport
DNS	30	Maiko TAMM	Noored		DNF			0	22	Lada 2105	Erki Sport

Võistluse korraldaja: MTÜ Erki Sport

Orbits

Võistluse direktor: Eiki ERISTE

Võistluse juht: Erko ERISTE

Võistluse ajamõõtja: Asper LEPIIK Tulemused ja ringiajad: www.mylaps.ee

Printed: 24/05/2020 13:51:18

Superkrossi karikavõistluste III etapp

ESIVEDU, NOORED

LaitseRallyPark 1.160 km


2. eelsõit 5 ringi

24/05/2020 12:30

Race (5 Laps) started at 11:21:11

Lap	Lap Tm	Diff	Time of Day
(8) Kevin ALLIK			
1	56.603	+1.484	11:22:07.716
2	55.728	+0.609	11:23:03.444
3	55.119		11:23:58.563
4	55.859	+0.740	11:24:54.422
5	1:04.533	+9.414	11:25:58.955
(41) Martin KUTSER			
1	58.047	+2.040	11:22:09.625
2	56.007		11:23:05.632
3	57.713	+1.706	11:24:03.345
4	1:05.764	+9.757	11:25:09.109
5	56.166	+0.159	11:26:05.275
(21) Erki KÜLVI			
1	57.326	+1.027	11:22:08.779
2	56.299		11:23:05.078
3	57.919	+1.620	11:24:02.997
4	58.695	+2.396	11:25:01.692
5	1:06.339	+10.040	11:26:08.031
(50) Kârolin SOOLEPP			
1	1:00.599	+2.793	11:22:12.492
2	59.545	+1.739	11:23:12.037
3	57.806		11:24:09.843
4	59.073	+1.267	11:25:08.916
5	1:07.430	+9.624	11:26:16.346
(85) Marek KÜNNAPAS			
1	1:09.139	+11.003	11:22:20.798
2	59.837	+1.701	11:23:20.635
3	58.136		11:24:18.771
4	58.604	+0.468	11:25:17.375
5	1:00.852	+2.716	11:26:18.227
(29) Reinis TRUPS			
1	1:01.206	+3.212	11:22:12.367
2	58.607	+0.613	11:23:10.974
3	57.994		11:24:08.968
4	1:07.574	+9.580	11:25:16.542
5	1:01.688	+3.694	11:26:18.230
(46) Siim OTS			
1	1:01.795	+2.686	11:22:14.035
2	1:09.136	+10.027	11:23:23.171
3	59.876	+0.767	11:24:23.047

Lap	Lap Tm	Diff	Time of Day
4	59.109		11:25:22.156
5	1:00.720	+1.611	11:26:22.876
(76) Marta STARKA			
1	1:08.132	+10.137	11:22:19.988
2	59.050	+1.055	11:23:19.038
3	57.995		11:24:17.033
4	58.961	+0.966	11:25:15.994
5	1:14.110	+16.115	11:26:30.104
(40) Janar LEHTNIIT			
1	1:00.583	+2.769	11:22:13.055
2	1:07.250	+9.436	11:23:20.305
3	57.814		11:24:18.119
(45) Kert KLEMMER			
1	1:10.867	+11.598	11:22:23.398
2	59.269		11:23:22.667



Superkrossi karikavõistluste III etapp

Sorted on Laps


ESIVEDU, NOORED

LaitseRallyPark 1.160 km

3. eelsõit 5 ringi

24/05/2020 13:30

Race (5 Laps) started at 11:59:04



Pos	No.	Name	Class	Laps	Diff	Gap	Best Tm	In Lap	Points	Car	Entrant
1	8	Kevin ALLIK	Esivedu	5			55.011	2	1	Mitsubishi Colt	Tiri&Allik Motors
2	41	Martin KUTSER	Esivedu	5	3.302	3.302	55.883	4	2	Volkswagen Golf II	Milrem Motorsport
3	21	Erki KÜLVI	Esivedu	5	7.000	3.698	56.211	2	3	Honda Civic	Erki Sport
4	50	Kärolin SOOLEPP	Esivedu	5	12.731	5.731	57.030	3	4	Mitsubishi Colt	Tikkri Motorsport
5	85	Marek KÜNNAPAS	Esivedu	5	15.263	2.532	56.881	4	5	Volkswagen Golf III	Erki Sport
6	46	Siim OTS	Esivedu	5	22.605	7.342	59.573	5	6	Honda Civic	Kaur Motorsport
7	51	Eno KRIIBI	Esivedu	5	32.340	9.735	1:00.496	3	7	Volkswagen Golf II	Erki Sport
8	30	Maiko TAMM	Noored	5	1:02.733	30.393	1:02.141	2	8	Lada 2105	Erki Sport
DNF	76	Marta STARKA	Esivedu	4	DNF	1 Lap	57.004	4	9	Seat Ibiza	Marta Starka
DNF	45	Kert KLEMMER	Esivedu	1	DNF	3 Laps	1:01.407	1	10	Volkswagen Golf II	Erki Sport
Not classified											
DNS	40	Janar LEHTNIIT	Esivedu		DNF			0	22	Volkswagen Golf II	Erki Sport
DNS	29	Reinis TRUPS	Esivedu		DNF			0	22	MG ZR	Reinis Trups

Superkrossi karikavõistluste III etapp

ESIVEDU, NOORED

LaitseRallyPark 1.160 km


3. eelsõit 5 ringi

24/05/2020 13:30

Race (5 Laps) started at 11:59:04

Lap	Lap Tm	Diff	Time of Day
(8) Kevin ALLIK			
1	56.160	+1.149	12:00:00.711
2	55.011		12:00:55.722
3	55.147	+0.136	12:01:50.869
4	55.794	+0.783	12:02:46.663
5	1:04.750	+9.739	12:03:51.413
(41) Martin KUTSER			
1	1:04.934	+9.051	12:00:09.953
2	56.080	+0.197	12:01:06.033
3	56.434	+0.551	12:02:02.467
4	55.883		12:02:58.350
5	56.365	+0.482	12:03:54.715
(21) Erki KÜLVI			
1	58.117	+1.906	12:00:02.888
2	56.211		12:00:59.099
3	56.617	+0.406	12:01:55.716
4	57.241	+1.030	12:02:52.957
5	1:05.456	+9.245	12:03:58.413
(50) Kârolin SOOLEPP			
1	59.528	+2.498	12:00:04.521
2	57.632	+0.602	12:01:02.153
3	57.030		12:01:59.183
4	58.222	+1.192	12:02:57.405
5	1:06.739	+9.709	12:04:04.144
(85) Marek KÜNNAPAS			
1	1:02.484	+5.603	12:00:07.835
2	1:07.369	+10.488	12:01:15.204
3	57.630	+0.749	12:02:12.834
4	56.881		12:03:09.715
5	56.961	+0.080	12:04:06.676
(46) Siim OTS			
1	59.856	+0.283	12:00:05.210
2	1:01.110	+1.537	12:01:06.320
3	59.933	+0.360	12:02:06.253
4	1:08.192	+8.619	12:03:14.445
5	59.573		12:04:14.018
(51) Eno KRIIBI			
1	1:11.474	+10.978	12:00:17.626
2	1:00.620	+0.124	12:01:18.246
3	1:00.496		12:02:18.742

Lap	Lap Tm	Diff	Time of Day
4	1:00.652	+0.156	12:03:19.394
5	1:04.359	+3.863	12:04:23.753
(30) Maiko TAMM			
1	1:12.299	+10.158	12:00:19.200
2	1:02.141		12:01:21.341
3	1:03.438	+1.297	12:02:24.779
4	1:11.530	+9.389	12:03:36.309
5	1:17.837	+15.696	12:04:54.146
(76) Marta STARKA			
1	1:07.165	+10.161	12:00:12.578
2	58.004	+1.000	12:01:10.582
3	57.146	+0.142	12:02:07.728
4	57.004		12:03:04.732
(45) Kert KLEMMER			
1	1:01.407		12:00:07.094




Superkrossi karikavõistluste III etapp

ESIVEDU, NOORED

LaitseRallyPark 1.160 km

1 + 2 + 3 eelsõidu kokkuvõte



Pos	No.	Name	R1.	R2.	R3.	Total points	Class	Car	Entrant
1	8	Kevin ALLIK	1	1	1	3	Esivedu	Mitsubishi Colt	Tiri&Allik Motors
2	21	Erki KÜLVI	2	3	3	8	Esivedu	Honda Civic	Erki Sport
3	41	Martin KUTSER	5	2	2	9	Esivedu	Volkswagen Golf II	Milrem Motorsport
4	50	Kärolin SOOLEPP	7	4	4	15	Esivedu	Mitsubishi Colt	Tikkri Motorsport
5	85	Marek KÜNNAPAS	6	5	5	16	Esivedu	Volkswagen Golf III	Erki Sport
6	46	Siim OTS	9	7	6	22	Esivedu	Honda Civic	Kaur Motorsport
7	76	Marta STARKA	8	8	9	25	Esivedu	Seat Ibiza	Marta Starka
8	45	Kert KLEMMER	10	10	10	30	Esivedu	Volkswagen Golf II	Erki Sport
9	29	Reinis TRUPS	4	6	22	32	Esivedu	MG ZR	Reinis Trups
10	40	Janar LEHTNIIT	3	9	22	34	Esivedu	Volkswagen Golf II	Erki Sport
11	51	Eno KRIIBI	11	22	7	40	Esivedu	Volkswagen Golf II	Erki Sport
12	30	Maiko TAMM	12	22	8	42	Noored	Lada 2105	Erki Sport

Superkrossi karikavõistluste III etapp

Sorted on Laps


ESIVEDU, NOORED

LaitseRallyPark 1.160 km

Finaal 9 ringi

24/05/2020 14:45

Race (9 Laps) started at 13:12:17



Pos	No.	Name	Class	Laps	Diff	Gap	Best Tm	In Lap	Points	Car	Entrant
1	8	Kevin ALLIK	Esivedu	9			54.226	3	20	Mitsubishi Colt	Tiri&Allik Motors
2	21	Erki KÜLVI	Esivedu	9	8.829	8.829	55.326	3	17	Honda Civic	Erki Sport
3	85	Marek KÜNNAPAS	Esivedu	9	11.026	2.197	55.607	6	15	Volkswagen Golf III	Erki Sport
4	50	Kärolin SOOLEPP	Esivedu	9	24.032	13.006	57.521	2	14	Mitsubishi Colt	Tikkri Motorsport
5	46	Siim OTS	Esivedu	9	33.231	9.199	58.078	8	13	Honda Civic	Kaur Motorsport
6	45	Kert KLEMMER	Esivedu	9	42.188	8.957	58.719	5	12	Volkswagen Golf II	Erki Sport
7	30	Maiko TAMM	Noored	7	2 Laps	2 Laps	1:02.226	7	20	Lada 2105	Erki Sport
DNF	51	Eno KRIIBI	Esivedu		DNF	7 Laps		0	11	Volkswagen Golf II	Erki Sport

Not classified

DNS	41	Martin KUTSER	Esivedu		DNF			0	10	Volkswagen Golf II	Milrem Motorsport
DNS	76	Marta STARKA	Esivedu		DNF			0	9	Seat Ibiza	Marta Starka
DNS	29	Reinis TRUPS	Esivedu		DNF			0	8	MG ZR	Reinis Trups
DNS	40	Janar LEHTNIIT	Esivedu		DNF			0	7	Volkswagen Golf II	Erki Sport

Võistluse korraldaja: MTÜ Erki Sport

Orbits

Võistluse direktor: Eiki ERISTE

Võistluse juht: Erko ERISTE

Võistluse ajamõõtja: Asper LEPIIK Tulemused ja ringiajad: www.mylaps.ee

Printed: 24/05/2020 13:51:46

Superkrossi karikavõistluste III etapp

ESIVEDU, NOORED

LaitseRallyPark 1.160 km

Finaal 9 ringi

24/05/2020 14:45

Race (9 Laps) started at 13:12:17

Lap	Lap Tm	Diff	Time of Day
(8) Kevin ALLIK			
1	55.457	+1.231	13:13:13.082
2	54.450	+0.224	13:14:07.532
3	54.226		13:15:01.758
4	54.420	+0.194	13:15:56.178
5	54.706	+0.480	13:16:50.884
6	54.621	+0.395	13:17:45.505
7	54.700	+0.474	13:18:40.205
8	54.468	+0.242	13:19:34.673
9	1:09.670	+15.444	13:20:44.343

Lap	Lap Tm	Diff	Time of Day
(21) Erki KÜLVI			
1	56.952	+1.626	13:13:14.778
2	56.052	+0.726	13:14:10.830
3	55.326		13:15:06.156
4	56.295	+0.969	13:16:02.451
5	55.708	+0.382	13:16:58.159
6	56.423	+1.097	13:17:54.582
7	55.989	+0.663	13:18:50.571
8	1:04.687	+9.361	13:19:55.258
9	57.914	+2.588	13:20:53.172

Lap	Lap Tm	Diff	Time of Day
(85) Marek KÜNNAPAS			
1	57.714	+2.107	13:13:15.831
2	56.268	+0.661	13:14:12.099
3	56.362	+0.755	13:15:08.461
4	55.864	+0.257	13:16:04.325
5	1:05.747	+10.140	13:17:10.072
6	55.607		13:18:05.679
7	56.043	+0.436	13:19:01.722
8	56.370	+0.763	13:19:58.092
9	57.277	+1.670	13:20:55.369

Lap	Lap Tm	Diff	Time of Day
(50) Kärölin SOOLEPP			
1	1:06.589	+9.068	13:13:24.363
2	57.521		13:14:21.884
3	57.564	+0.043	13:15:19.448
4	57.651	+0.130	13:16:17.099
5	58.482	+0.961	13:17:15.581
6	58.129	+0.608	13:18:13.710
7	58.310	+0.789	13:19:12.020
8	58.535	+1.014	13:20:10.555
9	57.820	+0.299	13:21:08.375

Lap	Lap Tm	Diff	Time of Day
(46) Siim OTS			
1	59.960	+1.882	13:13:18.297

Lap	Lap Tm	Diff	Time of Day
2	1:00.165	+2.087	13:14:18.462
3	58.954	+0.876	13:15:17.416
4	58.608	+0.530	13:16:16.024
5	58.329	+0.251	13:17:14.353
6	58.515	+0.437	13:18:12.868
7	58.554	+0.476	13:19:11.422
8	58.078		13:20:09.500
9	1:08.074	+9.996	13:21:17.574

Lap	Lap Tm	Diff	Time of Day
(45) Kert KLEMMER			
1	1:12.234	+13.515	13:13:31.211
2	59.060	+0.341	13:14:30.271
3	58.798	+0.079	13:15:29.069
4	59.621	+0.902	13:16:28.690
5	58.719		13:17:27.409
6	1:01.112	+2.393	13:18:28.521
7	59.429	+0.710	13:19:27.950
8	59.080	+0.361	13:20:27.030
9	59.501	+0.782	13:21:26.531

Lap	Lap Tm	Diff	Time of Day
(30) Maiko TAMM			
1	1:20.188	+17.962	13:13:39.527
2	1:16.899	+14.673	13:14:56.426
3	1:26.461	+24.235	13:16:22.887
4	1:09.852	+7.626	13:17:32.739
5	1:07.307	+5.081	13:18:40.046
6	1:03.910	+1.684	13:19:43.956
7	1:02.226		13:20:46.182