

FTCC/Rata-SM Alastaro

Sorted on Best Lap time

BMW Xtreme Cup

Alastaro Circuit 2,721 km

BMW Xtreme Aika-ajo 1

23.9.2017 09:00

Qualifying started at 9:00:02

Pos	No.	Name	Class	Best Tm	Diff	In Lap	Make	Club
1	91	Kiil Andre	10	1:27.415		4	BMW 325i	
2	77	Padovani Thomas	10	1:27.542	0.127	5	BMW 325	
3	16	Haavisto Petri	10	1:27.794	0.379	6	BMW 325i (E36)	HoMK/UA
4	60	Huhtala Juha	10	1:28.047	0.632	7	BMW 325i (E36)	KEIMOLA FK-K
5	11	Grönthal/Grönthal	10	1:28.073	0.658	4	BMW 325i (E36)	NuUA
6	27	Raitanen/Valli	10	1:28.148	0.733	3	BMW 325i (E36)	NuUA
7	99	Tunder Kren	10	1:28.189	0.774	6	BMW 325	
8	31	Haavisto Kari	10	1:28.198	0.783	7	BMW 325i (E36)	HoMK/UA
9	15	Sundström Tomi	10	1:28.221	0.806	2	BMW 325i (E36)	KaUA
10	24	Rautjärvi Jonne	10	1:28.371	0.956	4	BMW 325i (E36)	LMM
11	9	Hagelin Toni	10	1:28.738	1.323	3	BMW 325i	NuUA
12	61	Maaten Mikk	10	1:28.794	1.379	3	BMW 325	
13	73	Jugala Gert	10	1:28.873	1.458	6	BMW 325	
14	78	Peeterson Peep	10	1:28.942	1.527	4	BMW 325	
15	20	Tirkkonen Markus	10	1:29.030	1.615	6	BMW 325i (E36)	HyUA
16	54	Lintumäki/Lintumäki	10	1:29.175	1.760	4	BMW 325i (E36)	KEIMOLA FK-K
17	79	Karuse Sven	10	1:29.233	1.818	4	BMW 325	
18	22	Mustasilta Niko	10	1:29.247	1.832	3	BMW 325i (E36)	HoMK/UA
19	19	Salovuori/Koski	10	1:29.322	1.907	6	BMW 325i (E36)	HRF
20	51	Sundström Roope	10	1:29.654	2.239	5	BMW 325i (E36)	KaUA
21	30	Laivola/Eklund	10	1:30.815	3.400	2	BMW 325i	RiiUA
22	6	Jari Uusitalo	10	1:31.250	3.835	7	BMW 325i	HoMK/UA
23	80	Sepper Ekke-Taavi	10	1:33.472	6.057	5	BMW 325	

Chief of Timing & Scoring

Orbits

Race Director

www.mylaps.com

Licensed to: Turun Special Cars Oy

FTCC/Rata-SM Alastaro

Sorted on Best Lap time

BMW Xtreme Cup

Alastaro Circuit 2,721 km

BMW Xtreme Aika-ajo 2

23.9.2017 10:55

Qualifying started at 10:55:02

Pos	No.	Name	Class	Best Tm	Diff	In Lap	Make	Club
1	91	Kiil Andre	10	1:26.985		3	BMW 325i	
2	77	Padovani Thomas	10	1:27.348	0.363	6	BMW 325	
3	16	Haavisto Petri	10	1:27.681	0.696	4	BMW 325i (E36)	HoMK/UA
4	11	Grönthal/Grönthal	10	1:27.748	0.763	5	BMW 325i (E36)	NuUA
5	24	Rautjärvi Jonne	10	1:27.770	0.785	5	BMW 325i (E36)	LMM
6	15	Sundström Tomi	10	1:27.776	0.791	2	BMW 325i (E36)	KaUA
7	61	Maaten Mikk	10	1:27.780	0.795	5	BMW 325	
8	60	Huhtala Juha	10	1:28.077	1.092	3	BMW 325i (E36)	KEIMOLA FK-K
9	99	Tunder Kren	10	1:28.128	1.143	6	BMW 325	
10	9	Hagelin Toni	10	1:28.159	1.174	3	BMW 325i	NuUA
11	31	Haavisto Kari	10	1:28.243	1.258	3	BMW 325i (E36)	HoMK/UA
12	73	Jugala Gert	10	1:28.311	1.326	4	BMW 325	
13	20	Tirkkonen Markus	10	1:28.622	1.637	4	BMW 325i (E36)	HyUA
14	27	Raitanen/Valli	10	1:28.632	1.647	7	BMW 325i (E36)	NuUA
15	54	Lintumäki/Lintumäki	10	1:28.636	1.651	3	BMW 325i (E36)	KEIMOLA FK-K
16	22	Mustasilta Niko	10	1:28.678	1.693	4	BMW 325i (E36)	HoMK/UA
17	78	Peeterson Peep	10	1:28.910	1.925	3	BMW 325	
18	51	Sundström Roope	10	1:29.437	2.452	3	BMW 325i (E36)	KaUA
19	79	Karuse Sven	10	1:29.443	2.458	6	BMW 325	
20	30	Laivola/Eklund	10	1:29.463	2.478	3	BMW 325i	RiiUA
21	6	Jari Uusitalo	10	1:30.903	3.918	2	BMW 325i	HoMK/UA
22	19	Salovuori/Koski	10	1:32.232	5.247	5	BMW 325i (E36)	HRF
23	80	Sepper Ekke-Taavi	10	1:32.260	5.275	6	BMW 325	

Chief of Timing & Scoring

Orbits

Race Director

www.mylaps.com

Licensed to: Turun Special Cars Oy

FTCC/Rata-SM Alastaro

Sorted on Best Lap time

Formula Ford ja Zetec

Alastaro Circuit 2,721 km

Formula Ford Aika-ajo

23.9.2017 10:05

Qualifying started at 10:05:02

Pos	No.	Name	Class	Best Tm	Diff	In Lap	Make	Club
1	11	Mäki-Jouppi Juha	2	1:14.039		9	Formula FORD	EPUA
2	1	Niskanen Elias	2	1:14.477	0.438	9	Mtec Fd10	KUA
3	3	Talvitie Sami	2	1:14.516	0.477	9	van Diemen LA11	AUA
4	21	Laine Kristian	2	1:14.769	0.730	11	van Diemen LA09	TUA
5	22	Kilpi Arttu	2	1:15.166	1.127	13	Formula FORD	HämUA
6	4	Mäkelä Milla	2	1:15.199	1.160	15	Mtec Fd12	OFK-125
7	64	Lagerstedt Jukka	3	1:22.162	8.123	7	van Diemen RF02	GTF
8	17	Söderman Reima	3	1:23.984	9.945	9	van Diemen RF02	500-K

Chief of Timing & Scoring

Orbits

Race Director

www.mylaps.com

Licensed to: Turun Special Cars Oy

FTCC/Rata-SM Alastaro

Sorted on Best Lap time

Gran Turismo

Alastaro Circuit 2,721 km

GT ja Touring Cars Aika-ajo

23.9.2017 11:10

Qualifying started at 11:10:05

Pos	No.	Name	Class	Best Tm	Diff	In Lap	Make	Club
8								
1	73	Peltola Jyrki	8	1:16.687		11	Chevrolet Corvette	SäkUA
2	41	Niemelä Mika	8	1:19.422	2.735	4	BMW M3 - 3,2 (E36)	HyUA
3	21	Westman Emil	8	1:19.511	2.824	11	Porsche GT3 Cup	KokUA
4	67	Aamio Kari	8	1:21.452	4.765	4	Seat Leon	HRF
5	22	Kesseli Raimo	8	1:21.706	5.019	7	Chevrolet Camaro	HyUA
6	30	Kyllönen Jarmo	8	1:22.167	5.480	10	Audi V8 Quattro	SäkUA
7	47	Jönkkäri Jyrki	8	1:22.672	5.985	8	BMW M3 - 3,2 (E36)	KankUA
8	100	Virtanen Mika	8	1:23.762	7.075	8	Renault Megane	EurUA
9	550	Öberg John-Erik	8	1:24.806	8.119	6	BMW M1	
10	11	Vanhatalo Samu	8	1:25.985	9.298	7	Subaru Impreza	SäkUA
11	62	Ortju Petri	8	1:28.700	12.013	7	Honda Civic Type R	TamUA
9								
1	833	Hannula Markku	9	1:27.300		5	BMW 325i (E36)	KySUA
2	731	Hyvönen Jussi	9	1:28.238	0.938	9	Citroën Xsara VTS	THU-TEAM
3	40	Tapanainen Jan	9	1:36.749	9.449	3	BMW 325i (E36)	PRCF

Chief of Timing & Scoring

Orbits

Race Director


www.mylaps.com

Licensed to: Turun Special Cars Oy

FTCC/Rata-SM Alastaro

Sorted on Best Lap time

Locost Alastaro Circuit 2,721 km
 Locost Aika-ajo 23.9.2017 10:30
 Qualifying started at 10:30:02



Pos	No.	Name	Class	Best Tm	Diff	In Lap	Make	Club
1	721	Merisalo Kalle	29	1:21.703		9	Locost Yamaha	HRF
2	734	Talvitie Marko	29	1:22.043	0.340	9	Locost Yamaha	LoiUA
3	737	Lundan Marko	29	1:24.437	2.734	13	Locost Super 7	HRF
4	706	Lindqvist Mika	29	1:24.559	2.856	7	Locost Ford	HRF
5	743	Ello Jukka	29	1:24.629	2.926	12	Locost Yamaha	HRF
6	724	Laaksonen Kimmo	29	1:25.812	4.109	9	Locost Super 7	VaToSUA
7	744	Kyntäjä Petri	29	1:26.457	4.754	5	Locost Yamaha	HRF
8	740	Kuulusa Tommi	29	1:26.601	4.898	7	Locost Yamaha	NokUA
9	716	Palo Jarkko	29	1:30.057	8.354	6	Locost Suzuki	LemUA
10	742	Koskela Tapio	29	1:36.530	14.827	1	Locost Honda	TerUA

Chief of Timing & Scoring

Orbits

Race Director

www.mylaps.com

Licensed to: Turun Special Cars Oy

FTCC/Rata-SM Alastaro

Sorted on Best Lap time

Porsche GT3 Cup Challenge

Alastaro Circuit 2,721 km

Porsche GT3 Aika-ajo

23.9.2017 11:35

Qualifying started at 11:35:01

Pos	No.	Name	Class	Best Tm	Diff	In Lap	Make	Club
1	32	Haru Tommi	13	1:16.695		7	Porsche 997 GT3	PRCF
2	37	Rautiainen Jim	13	1:16.932	0.237	12	Porsche GT3 Cup	EPUA
3	31	Rinne-Laturi Roope	13	1:16.991	0.296	8	Porsche GT3 Cup	HFKK
4	41	Niemi Raimo	14	1:17.218	0.523	11	Porsche 911 GT3	PRCF
5	38	Kuusiniemi Jussi	13	1:17.434	0.739	13	Porsche GT3 Cup	HyUA
6	34	Tiirmaa Oliver	13	1:17.481	0.786	12	Porsche GT3 Cup	
7	30	Laivola Ari	13	1:17.963	1.268	6	Porsche GT3 Cup	RiiUA
8	313	Skurnik Daniel	13	1:19.473	2.778	4	Porsche GT3 Cup	EMSC
9	42	Palmberg Clas	14	1:23.176	6.481	11	Porsche 911 GT3	500-K

Chief of Timing & Scoring

Orbits

Race Director

www.mylaps.com

Licensed to: Turun Special Cars Oy

FTCC/Rata-SM Alastaro

Sorted on Best Lap time

V8 Thundercars

Alastaro Circuit 2,721 km

V8 Thundercars Aika-ajo

23.9.2017 09:40

Qualifying started at 9:40:13

Pos	No.	Name	Class	Best Tm	Diff	In Lap	Make	Club
1	23	Tuomaala Henri	5	1:17.235		6	Chevrolet Camaro	HyUA
2	92	Lähtenmäki Toni	5	1:17.557	0.322	5	Chevrolet Camaro	AMM
3	26	Koikkalainen Janne	5	1:19.341	2.106	6	Chevrolet Camaro	HRF
4	24	Blomqvist Petri	5	1:19.394	2.159	5	Chevrolet Camaro	AAU
5	69	Seppänen Erik	5	1:19.827	2.592	9	Chevrolet Camaro	AMM
6	75	Blomqvist Markku	5	1:21.393	4.158	8	Chevrolet Camaro	AAU
7	22	Collin Magnus	5	1:22.185	4.950	10	Chevrolet Camaro	UFAK
8	55	Punkari Antti	5	1:24.632	7.397	8	Chevrolet Camaro	EPUA

Chief of Timing & Scoring

Orbits

Race Director

www.mylaps.com

Licensed to: Turun Special Cars Oy

FTCC/Rata-SM Alastaro

Sorted on Best Lap time

V1600

Alastaro Circuit 2,721 km

V1600 Aika-ajo

23.9.2017 09:15

Qualifying started at 9:15:02

Pos	No.	Name	Class	Best Tm	Diff	In Lap	Make	Club
1	41	Sirigaya Nathayos	1	1:33.203		11	Toyota Yaris	FHRA
2	48	Rauhala Simo	1	1:33.259	0.056	4	Volkswagen Polo	TamUA
3	761	Lähde Janne	1	1:33.301	0.098	4	Honda Civic	UUA
4	11	Kalliokoski Niko	1	1:33.434	0.231	5	Volkswagen Lupo GTI	AL-Härmä
5	93	Lähteenmäki Noora	1	1:33.793	0.590	4	Honda Civic	AMM
6	33	Loppi Miro	1	1:34.064	0.861	5	Ford Fiesta 1.6	EPUA
7	28	Jyrkiäinen Suvi	1	1:34.457	1.254	3	Mazda Mazda2	AAU
8	17	Vekka Linda	1	1:34.636	1.433	4	Alfa Romeo 147	AAU
9	55	Backfält Martina	1	1:34.717	1.514	6	Honda Civic	NSB-86
10	26	Lahtinen Mika	1	1:34.833	1.630	6	Mini One	ValUA
11	14	Vijitranon Tachapan	1	1:35.227	2.024	6	Mini One	FHRA
12	15	Nykänen Aapo	1	1:35.368	2.165	9	Alfa Romeo 147	LMM
13	76	Vaara Veeti	1	1:35.445	2.242	10	Alfa Romeo 147	SaloUA
14	311	Uotila Timo	1	1:35.467	2.264	11	Honda Civic	AAU
15	23	Dahlbacka Oskar	1	1:35.616	2.413	9	Honda Civic	NSB-86
16	31	Kantala Tommi	1	1:35.747	2.544	4	Ford Focus	EPUA
17	24	Syrjälä Jonne	1	1:36.206	3.003	3	Volkswagen Polo GTI 1.6	LahUA
18	21	Lindstedt Iira	1	1:38.386	5.183	10	Mini One	TUA

Chief of Timing & Scoring

Orbits

Race Director

www.mylaps.com

Licensed to: Turun Special Cars Oy

FTCC/Rata-SM Alastaro

BMW Xtreme Cup

Alastaro Circuit 2,721 km

BMW Xtreme Aika-ajo 1

23.9.2017 09:00

Qualifying started at 9:00:02

Lap	Lap Tm	Diff	Time of Day
(91) Kiil Andre			
1	1:31.166	+3.751	9:01:58.260
2	1:29.056	+1.641	9:03:27.316
3	1:31.296	+3.881	9:04:58.612
4	1:27.415		9:06:26.027
5	1:30.344	+2.929	9:07:56.371
6	1:27.778	+0.363	9:09:24.149
7	1:27.513	+0.098	9:10:51.662
(77) Padovani Thomas			
1	1:34.736	+7.194	9:02:33.037
2	1:27.728	+0.186	9:04:00.765
3	1:28.016	+0.474	9:05:28.781
4	1:27.739	+0.197	9:06:56.520
5	1:27.542		9:08:24.062
6	1:28.229	+0.687	9:09:52.291
(16) Haavisto Petri			
1	1:33.027	+5.233	9:02:02.574
2	1:32.725	+4.931	9:03:35.299
3	1:27.949	+0.155	9:05:03.248
4	2:34.294	+1:06.500	9:07:37.542
5	1:34.550	+6.756	9:09:12.092
6	1:27.794		9:10:39.886
(60) Huhtala Juha			
1	1:32.410	+4.363	9:02:35.282
2	1:29.828	+1.781	9:04:05.110
3	1:29.264	+1.217	9:05:34.374
4	1:28.270	+0.223	9:07:02.644
5	1:28.167	+0.120	9:08:30.811
6	1:28.302	+0.255	9:09:59.113
7	1:28.047		9:11:27.160
(11) Grönthal/Grönthal			
1	1:38.117	+10.044	9:03:00.474
2	1:28.437	+0.364	9:04:28.911
3	1:28.728	+0.655	9:05:57.639
4	1:28.073		9:07:25.712
(27) Raitanen/Vall			
1	1:32.920	+4.772	9:02:00.747
2	1:30.730	+2.582	9:03:31.477
3	1:28.148		9:04:59.625
4	1:28.837	+0.689	9:06:28.462
5	1:38.481	+10.333	9:08:06.943
6	1:28.928	+0.780	9:09:35.871
7	1:28.909	+0.761	9:11:04.780
(99) Tunder Kren			
1	1:47.225	+19.036	9:03:22.083
2	1:29.673	+1.484	9:04:51.756
3	1:29.303	+1.114	9:06:21.059
4	1:28.393	+0.204	9:07:49.452
5	1:33.458	+5.269	9:09:22.910
6	1:28.189		9:10:51.099
(31) Haavisto Kari			
1	1:31.773	+3.575	9:02:03.564
2	1:34.738	+6.540	9:03:38.302
3	1:29.040	+0.842	9:05:07.342
4	1:35.073	+6.875	9:06:42.415
5	1:29.330	+1.132	9:08:11.745
6	1:32.068	+3.870	9:09:43.813
7	1:28.198		9:11:12.011

Lap	Lap Tm	Diff	Time of Day
(15) Sundström Tomi			
1	1:47.448	+19.227	9:03:24.083
2	1:28.221		9:04:52.304
3	1:31.139	+2.918	9:06:23.443
4	1:28.358	+0.137	9:07:51.801
5	1:28.461	+0.240	9:09:20.262
(24) Rautjärvi Jonne			
1	1:32.472	+4.101	9:02:35.779
2	1:29.967	+1.596	9:04:05.746
3	1:29.539	+1.168	9:05:35.285
4	1:28.371		9:07:03.656
5	1:28.883	+0.512	9:08:32.539
6	1:28.534	+0.163	9:10:01.073
7	1:28.374	+0.003	9:11:29.447
(9) Hagelin Toni			
1	1:50.586	+21.848	9:03:29.001
2	1:30.144	+1.406	9:04:59.145
3	1:28.738		9:06:27.883
4	1:39.878	+11.140	9:08:07.761
5	1:28.846	+0.108	9:09:36.607
6	1:28.840	+0.102	9:11:05.447
(61) Maaten Mikk			
1	1:48.304	+19.510	9:03:40.196
2	1:28.914	+0.120	9:05:09.110
3	1:28.794		9:06:37.904
4	2:35.849	+1:07.055	9:09:13.753
5	1:30.543	+1.749	9:10:44.296
(73) Jugala Gert			
1	1:35.897	+7.024	9:02:40.587
2	1:30.291	+1.418	9:04:10.878
3	1:29.484	+0.611	9:05:40.362
4	1:29.419	+0.546	9:07:09.781
5	1:29.271	+0.398	9:08:39.052
6	1:28.873		9:10:07.925
(78) Peeterson Peep			
1	1:53.065	+24.123	9:02:29.280
2	1:30.077	+1.135	9:03:59.357
3	1:31.017	+2.075	9:05:30.374
4	1:28.942		9:06:59.316
5	1:43.347	+14.405	9:08:42.663
(20) Tirkkonen Markus			
1	1:47.896	+18.866	9:03:25.346
2	1:29.774	+0.744	9:04:55.120
3	1:29.346	+0.316	9:06:24.466
4	1:29.122	+0.092	9:07:53.588
5	1:32.219	+3.189	9:09:25.807
6	1:29.030		9:10:54.837
(54) Lintumäki/Lintumäki			
1	1:41.992	+12.817	9:02:34.786
2	1:29.785	+0.610	9:04:04.571
3	1:31.331	+2.156	9:05:35.902
4	1:29.175		9:07:05.077
5	1:29.209	+0.034	9:08:34.286
6	1:29.229	+0.054	9:10:03.515
(79) Karuse Sven			
1	1:36.627	+7.394	9:03:02.526
2	1:31.431	+2.198	9:04:33.957

Lap	Lap Tm	Diff	Time of Day
3	1:29.674	+0.441	9:06:03.631
4	1:29.233		9:07:32.864
5	1:30.443	+1.210	9:09:03.307
6	1:29.313	+0.080	9:10:32.620
(22) Mustasilta Niko			
1	1:54.173	+24.926	9:03:29.837
2	1:30.644	+1.397	9:05:00.481
3	1:29.247		9:06:29.728
4	1:29.277	+0.030	9:07:59.005
5	1:29.363	+0.116	9:09:28.368
6	1:29.284	+0.037	9:10:57.652
(19) Salovuori/Koski			
1	1:37.031	+7.709	9:03:04.784
2	1:30.515	+1.193	9:04:35.299
3	1:30.014	+0.692	9:06:05.313
4	1:29.993	+0.671	9:07:35.306
5	1:29.597	+0.275	9:09:04.903
6	1:29.322		9:10:34.225
(51) Sundström Roope			
1	1:48.029	+18.375	9:03:26.246
2	1:30.431	+0.777	9:04:56.677
3	1:30.465	+0.811	9:06:27.142
4	1:30.441	+0.787	9:07:57.583
5	1:29.654		9:09:27.237
6	1:29.996	+0.342	9:10:57.233
(30) Lavola/Eklund			
1	1:43.440	+12.625	9:03:35.854
2	1:30.815		9:05:06.669
3	1:31.029	+0.214	9:06:37.698
4	1:31.874	+1.059	9:08:09.572
5	1:31.064	+0.249	9:09:40.636
6	1:30.816	+0.001	9:11:11.452
(6) Jari Uusitalo			
1	1:35.080	+3.830	9:02:09.042
2	1:32.499	+1.249	9:03:41.541
3	1:31.418	+0.168	9:05:12.959
4	1:31.357	+0.107	9:06:44.316
5	1:31.385	+0.135	9:08:15.701
6	1:31.754	+0.504	9:09:47.455
7	1:31.250		9:11:18.705
(80) Sepper Ekke-Taavi			
1	1:41.973	+8.501	9:03:11.305
2	1:35.012	+1.540	9:04:46.317
3	1:33.477	+0.005	9:06:19.794
4	1:40.259	+6.787	9:08:00.053
5	1:33.472		9:09:33.525
6	1:35.846	+2.374	9:11:09.371

Chief of Timing & Scoring

Orbits

Race Director

www.mylaps.com

Licensed to: Turun Special Cars Oy

FTCC/Rata-SM Alastaro

BMW Xtreme Cup

Alastaro Circuit 2,721 km

BMW Xtreme Aika-ajo 2

23.9.2017 10:55

Qualifying started at 10:55:02

Lap	Lap Tm	Diff	Time of Day
(91) Kil Andre			
1	1:30.696	+3.711	10:57:03.281
2	1:27.285	+0.300	10:58:30.566
3	1:26.985		10:59:57.551
(77) Padovani Thomas			
1	1:33.393	+6.045	10:57:07.433
2	1:27.678	+0.330	10:58:35.111
3	1:27.596	+0.248	11:00:02.707
4	1:28.244	+0.896	11:01:30.951
5	1:27.660	+0.312	11:02:58.611
6	1:27.348		11:04:25.959
(16) Haavisto Petri			
1	1:35.315	+7.634	10:57:09.100
2	1:28.058	+0.377	10:58:37.158
3	1:28.055	+0.374	11:00:05.213
4	1:27.681		11:01:32.894
5	1:27.982	+0.301	11:03:00.876
6	1:39.458	+11.777	11:04:40.334
7	1:27.874	+0.193	11:06:08.208
(11) Grönthal/Grönthal			
1	1:45.353	+17.605	10:57:45.446
2	1:28.214	+0.466	10:59:13.660
3	1:29.412	+1.664	11:00:43.072
4	1:34.462	+6.714	11:02:17.534
5	1:27.748		11:03:45.282
(24) Rautjärvi Jonne			
1	1:35.168	+7.398	10:57:09.828
2	1:27.996	+0.226	10:58:37.824
3	1:27.947	+0.177	11:00:05.771
4	1:27.994	+0.224	11:01:33.765
5	1:27.770		11:03:01.535
6	1:29.357	+1.587	11:04:30.892
7	1:28.455	+0.685	11:05:59.347
(15) Sundström Tomi			
1	1:46.714	+18.938	10:58:11.679
2	1:27.776		10:59:39.455
3	1:29.991	+2.215	11:01:09.446
4	1:27.842	+0.066	11:02:37.288
5	1:28.190	+0.414	11:04:05.478
6	1:32.134	+4.358	11:05:37.612
(61) Maaten Mikko			
1	1:43.393	+15.613	10:58:00.334
2	1:28.225	+0.445	10:59:28.559
3	1:27.864	+0.084	11:00:56.423
4	1:28.252	+0.472	11:02:24.675
5	1:27.780		11:03:52.455
6	1:27.791	+0.011	11:05:20.246
(60) Huhtala Juha			
1	1:30.377	+2.300	10:57:04.143
2	1:28.121	+0.044	10:58:32.264
3	1:28.077		11:00:00.341
4	1:28.249	+0.172	11:01:28.590
5	1:28.342	+0.265	11:02:56.932
6	1:28.309	+0.232	11:04:25.241
7	1:28.618	+0.541	11:05:53.859
(99) Tunder Kren			
1	1:44.420	+16.292	10:58:02.539

Lap	Lap Tm	Diff	Time of Day
2	1:29.069	+0.941	10:59:31.608
3	1:28.458	+0.330	11:01:00.066
4	1:32.848	+4.720	11:02:32.914
5	1:29.983	+1.855	11:04:02.897
6	1:28.128		11:05:31.025
(9) Hagelin Toni			
1	1:45.561	+17.402	10:57:46.451
2	1:28.488	+0.329	10:59:14.939
3	1:28.159		11:00:43.098
4	1:29.159	+1.000	11:02:12.257
5	1:42.000	+13.841	11:03:54.257
(31) Haavisto Kari			
1	1:46.166	+17.923	10:58:04.076
2	1:29.185	+0.942	10:59:33.261
3	1:28.243		11:01:01.504
4	1:28.403	+0.160	11:02:29.907
5	1:28.481	+0.238	11:03:58.388
6	1:28.341	+0.098	11:05:26.729
(73) Jugala Gert			
1	1:41.733	+13.422	10:57:25.601
2	1:29.814	+1.503	10:58:55.415
3	1:29.058	+0.747	11:00:24.473
4	1:28.311		11:01:52.784
5	1:28.613	+0.302	11:03:21.397
6	1:28.798	+0.487	11:04:50.195
7	1:28.418	+0.107	11:06:18.613
(20) Tirkkonen Markus			
1	1:46.712	+18.090	10:58:13.826
2	1:29.393	+0.771	10:59:43.219
3	1:30.817	+2.195	11:01:14.036
4	1:28.622		11:02:42.658
5	1:30.538	+1.916	11:04:13.196
6	1:28.962	+0.340	11:05:42.158
(27) Raitanen/Vali			
1	1:40.804	+12.172	10:57:23.335
2	1:30.066	+1.434	10:58:53.401
3	1:29.355	+0.723	11:00:22.756
4	1:29.165	+0.533	11:01:51.921
5	1:30.907	+2.275	11:03:22.828
6	1:28.924	+0.292	11:04:51.752
7	1:28.632		11:06:20.384
(54) Lintumäki/Lintumäki			
1	1:38.727	+10.091	10:57:17.563
2	1:28.728	+0.092	10:58:46.291
3	1:28.636		11:00:14.927
4	1:33.886	+5.250	11:01:48.813
5	1:28.750	+0.114	11:03:17.563
6	1:28.825	+0.189	11:04:46.388
7	1:28.942	+0.306	11:06:15.330
(22) Mustasilta Niko			
1	1:46.283	+17.605	10:58:06.653
2	1:29.762	+1.084	10:59:36.415
3	1:28.894	+0.216	11:01:05.309
4	1:28.678		11:02:33.987
5	1:29.522	+0.844	11:04:03.509
6	1:29.471	+0.793	11:05:32.980
(78) Peeterson Peep			
1	1:42.647	+13.737	10:57:28.913

Lap	Lap Tm	Diff	Time of Day
2	1:29.594	+0.684	10:58:58.507
3	1:28.910		11:00:27.417
4	1:35.081	+6.171	11:02:02.498
5	1:37.230	+8.320	11:03:39.728
6	1:29.249	+0.339	11:05:08.977
(51) Sundström Roope			
1	1:45.103	+15.666	10:58:15.296
2	1:29.970	+0.533	10:59:45.266
3	1:29.437		11:01:14.703
4	1:32.286	+2.849	11:02:46.989
5	1:29.532	+0.095	11:04:16.521
6	1:29.827	+0.390	11:05:46.348
(79) Karuse Sven			
1	1:43.549	+14.106	10:57:34.510
2	1:30.733	+1.290	10:59:05.243
3	1:29.908	+0.465	11:00:35.151
4	1:29.726	+0.283	11:02:04.877
5	1:29.767	+0.324	11:03:34.644
6	1:29.443		11:05:04.087
(30) Laivola/Eklund			
1	1:47.489	+18.026	10:58:12.469
2	1:30.199	+0.736	10:59:42.668
3	1:29.463		11:01:12.131
4	1:29.694	+0.231	11:02:41.825
5	1:29.703	+0.240	11:04:11.528
6	1:30.061	+0.598	11:05:41.589
(6) Jari Uusitalo			
1	1:35.280	+4.377	10:57:10.652
2	1:30.903		10:58:41.555
3	1:31.514	+0.611	11:00:13.069
4	1:31.982	+1.079	11:01:45.051
5	1:32.108	+1.205	11:03:17.159
(19) Salovuori/Koski			
1	1:46.703	+14.471	10:57:49.089
2	1:32.682	+0.450	10:59:21.771
3	1:32.643	+0.411	11:00:54.414
4	1:33.007	+0.775	11:02:27.421
5	1:32.232		11:03:59.653
6	1:32.742	+0.510	11:05:32.395
(80) Sepper Ekke-Taavi			
1	1:43.023	+10.763	10:58:18.403
2	1:34.158	+1.898	10:59:52.561
3	1:33.236	+0.976	11:01:25.797
4	1:33.783	+1.523	11:02:59.580
5	1:32.661	+0.401	11:04:32.241
6	1:32.260		11:06:04.501

Chief of Timing & Scoring

Orbits

Race Director

www.mylaps.com

Licensed to: Turun Special Cars Oy

FTCC/Rata-SM Alastaro

Formula Ford ja Zetec

Alastaro Circuit 2,721 km

Formula Ford Aika-ajo

23.9.2017 10:05

Qualifying started at 10:05:02

Lap	Lap Tm	Diff	Time of Day
(11) Mäki-Jouppi Juha			
1	1:32.111	+18.072	10:06:55.233
2	1:20.209	+6.170	10:08:15.442
3	1:16.109	+2.070	10:09:31.551
4	1:15.030	+0.991	10:10:46.581
5	1:14.595	+0.566	10:12:01.176
6	1:14.248	+0.209	10:13:15.424
7	1:14.315	+0.276	10:14:29.739
8	1:14.226	+0.187	10:15:43.965
9	1:14.039		10:16:58.004

Lap	Lap Tm	Diff	Time of Day
(1) Niskanen Elias			
1	1:26.878	+12.401	10:06:46.077
2	1:18.178	+3.701	10:08:04.255
3	1:16.194	+1.717	10:09:20.449
4	1:15.379	+0.902	10:10:35.828
5	1:14.891	+0.414	10:11:50.719
6	1:14.954	+0.477	10:13:05.673
7	1:16.625	+2.148	10:14:22.298
8	1:14.636	+0.159	10:15:36.934
9	1:14.477		10:16:51.411
10	1:14.697	+0.220	10:18:06.108
11	3:10.933	+1:56.456	10:21:17.041
12	2:17.288	+1:02.811	10:23:34.329
13	1:18.011	+3.534	10:24:52.340

Lap	Lap Tm	Diff	Time of Day
(3) Talvitie Sami			
1	1:28.830	+14.314	10:06:54.036
2	1:20.612	+6.096	10:08:14.648
3	1:16.200	+1.684	10:09:30.848
4	1:16.928	+2.412	10:10:47.776
5	1:14.775	+0.259	10:12:02.551
6	1:14.787	+0.271	10:13:17.338
7	3:36.442	+2:21.926	10:16:53.780
8	1:16.083	+1.567	10:18:09.863
9	1:14.516		10:19:24.379

Lap	Lap Tm	Diff	Time of Day
(21) Laine Kristian			
1	1:28.812	+14.043	10:06:53.523
2	1:20.021	+5.252	10:08:13.544
3	1:16.468	+1.699	10:09:30.012
4	1:22.113	+7.344	10:10:52.125
5	1:15.728	+0.959	10:12:07.853
6	1:15.059	+0.290	10:13:22.912
7	1:16.233	+1.464	10:14:39.145
8	1:14.781	+0.012	10:15:53.926
9	2:50.999	+1:36.230	10:18:44.925
10	1:15.737	+0.968	10:20:00.662
11	1:14.769		10:21:15.431

Lap	Lap Tm	Diff	Time of Day
(22) Kilpi Arttu			
1	1:30.550	+15.384	10:07:00.743
2	1:18.546	+3.380	10:08:19.289
3	2:38.968	+1:23.802	10:10:58.257
4	1:19.774	+4.606	10:12:18.031
5	1:16.444	+1.278	10:13:34.475
6	1:17.124	+1.958	10:14:51.599
7	1:16.921	+1.755	10:16:08.520
8	1:15.871	+0.705	10:17:24.391
9	1:15.531	+0.365	10:18:39.922
10	1:15.380	+0.214	10:19:55.302
11	3:22.060	+2:06.894	10:23:17.362
12	1:18.530	+3.364	10:24:35.892
13	1:15.166		10:25:51.058

Lap	Lap Tm	Diff	Time of Day
(4) Mäkelä Milla			
1	1:28.928	+13.729	10:06:44.813
2	1:20.621	+5.422	10:08:05.434
3	1:17.979	+2.780	10:09:23.413
4	1:16.418	+1.219	10:10:39.831
5	1:15.607	+0.408	10:11:55.438
6	1:15.320	+0.121	10:13:10.758
7	1:15.496	+0.297	10:14:26.254
8	1:15.407	+0.208	10:15:41.661
9	1:15.295	+0.096	10:16:56.956
10	2:36.395	+1:21.196	10:19:33.351
11	1:18.083	+2.884	10:20:51.434
12	1:15.434	+0.235	10:22:06.868
13	1:15.409	+0.210	10:23:22.277
14	1:16.299	+1.100	10:24:38.576
15	1:15.199		10:25:53.775

Lap	Lap Tm	Diff	Time of Day
(64) Lagerstedt Jukka			
1	1:48.970	+26.808	10:13:21.566
2	1:35.827	+13.665	10:14:57.393
3	1:27.115	+4.953	10:16:24.508
4	1:25.544	+3.382	10:17:50.052
5	1:23.932	+1.770	10:19:13.984
6	1:22.702	+0.540	10:20:36.686
7	1:22.162		10:21:58.848
8	1:22.630	+0.468	10:23:21.478
9	1:25.350	+3.188	10:24:46.828

Lap	Lap Tm	Diff	Time of Day
(17) Södeman Reima			
1	1:37.239	+13.255	10:07:12.778
2	1:29.883	+5.899	10:08:42.661
3	1:27.009	+3.025	10:10:09.670
4	1:26.281	+2.297	10:11:35.951
5	1:26.557	+2.573	10:13:02.508
6	6:43.745	+5:19.761	10:19:46.253
7	1:27.842	+3.858	10:21:14.095
8	1:25.595	+1.611	10:22:39.690
9	1:23.984		10:24:03.674
10	1:25.218	+1.234	10:25:28.892

Chief of Timing & Scoring

Orbits

Race Director

www.mylaps.com

Licensed to: Turun Special Cars Oy

FTCC/Rata-SM Alastaro

Gran Turismo

Alastaro Circuit 2,721 km

GT ja Touring Cars Aika-ajo

23.9.2017 11:10

Qualifying started at 11:10:05

Lap	Lap Tm	Diff	Time of Day
(73) Peltola Jyrki			
1	1:46.351	+29.664	11:12:35.839
2	1:29.845	+13.158	11:14:05.684
3	1:21.126	+4.439	11:15:26.810
4	1:19.359	+2.672	11:16:46.169
5	1:25.098	+8.411	11:18:11.267
6	1:18.470	+1.783	11:19:29.737
7	1:18.144	+1.457	11:20:47.881
8	3:36.445	+2:19.758	11:24:24.326
9	1:31.358	+14.671	11:25:55.684
10	1:17.478	+0.791	11:27:13.162
11	1:16.687		11:28:29.849
(41) Niemelä Mika			
1	1:42.289	+22.867	11:12:19.875
2	1:25.990	+6.528	11:13:45.825
3	1:20.992	+1.570	11:15:06.817
4	1:19.422		11:16:26.239
5	1:20.027	+0.605	11:17:46.266
6	1:19.745	+0.323	11:19:06.011
7	1:34.098	+14.676	11:20:40.109
8	1:19.680	+0.258	11:21:59.789
(21) Westman Emil			
1	1:48.129	+28.618	11:12:32.727
2	1:33.467	+13.956	11:14:06.194
3	1:24.117	+4.606	11:15:30.311
4	1:22.213	+2.702	11:16:52.524
5	1:22.258	+2.747	11:18:14.782
6	1:30.363	+10.852	11:19:45.145
7	1:21.068	+1.557	11:21:06.213
8	3:25.749	+2:06.238	11:24:31.962
9	1:25.644	+6.133	11:25:57.606
10	1:20.023	+0.512	11:27:17.629
11	1:19.511		11:28:37.140
(67) Aarnio Kari			
1	1:47.279	+25.827	11:12:28.610
2	1:32.647	+11.195	11:14:01.257
3	1:26.921	+5.469	11:15:28.178
4	1:21.452		11:16:49.630
5	1:22.927	+1.475	11:18:12.557
6	1:37.261	+15.809	11:19:49.818
7	5:14.854	+3:53.402	11:25:04.672
8	1:31.163	+9.711	11:26:35.835
9	1:22.925	+1.473	11:27:58.760
10	1:23.477	+2.025	11:29:22.237
11	1:22.553	+1.101	11:30:44.790
(22) Kesseli Raimo			
1	1:39.792	+18.086	11:12:02.013
2	2:49.634	+1:27.928	11:14:51.647
3	1:22.448	+0.742	11:16:14.095
4	1:23.078	+1.372	11:17:37.173
5	1:22.340	+0.634	11:18:59.513
6	1:22.419	+0.713	11:20:21.932
7	1:21.706		11:21:43.638
8	1:21.834	+0.128	11:23:05.472
9	1:35.118	+13.412	11:24:40.590
(30) Kyllönen Jarmo			
1	1:42.112	+19.945	11:12:42.391
2	1:29.304	+7.137	11:14:11.695
3	1:24.774	+2.607	11:15:36.469
4	1:23.955	+1.788	11:17:00.424

Lap	Lap Tm	Diff	Time of Day
5	1:26.751	+4.584	11:18:27.175
6	4:08.650	+2:46.483	11:22:35.825
7	1:38.900	+16.733	11:24:14.725
8	1:25.794	+3.627	11:25:40.519
9	1:22.631	+0.464	11:27:03.150
10	1:22.167		11:28:25.317
(47) Jönkkäri Jyrki			
1	1:42.349	+19.677	11:12:13.431
2	1:29.210	+6.538	11:13:42.641
3	1:25.710	+3.038	11:15:08.351
4	1:24.512	+1.840	11:16:32.863
5	1:23.342	+0.670	11:17:56.205
6	1:23.465	+0.793	11:19:19.670
7	1:23.295	+0.623	11:20:42.965
8	1:22.672		11:22:05.637
9	1:24.497	+1.825	11:23:30.134
10	1:23.456	+0.784	11:24:53.590
11	1:23.467	+0.795	11:26:17.057
12	1:22.911	+0.239	11:27:39.968
13	1:22.750	+0.078	11:29:02.718
(100) Virtanen Mika			
1	1:40.695	+16.933	11:12:41.703
2	1:28.990	+5.228	11:14:10.693
3	1:25.481	+1.719	11:15:36.174
4	1:26.631	+2.869	11:17:02.805
5	1:24.921	+1.159	11:18:27.726
6	3:47.411	+2:23.649	11:22:15.137
7	1:37.868	+14.106	11:23:53.005
8	1:23.762		11:25:16.767
9	1:24.462	+0.700	11:26:41.229
10	1:37.296	+13.534	11:28:18.525
11	1:23.844	+0.082	11:29:42.369
(550) Öberg John-Erik			
1	1:45.794	+20.988	11:12:14.463
2	1:33.419	+8.613	11:13:47.882
3	1:29.082	+4.276	11:15:16.964
4	1:28.427	+3.621	11:16:45.391
5	1:27.899	+3.093	11:18:13.290
6	1:24.806		11:19:38.096
7	1:27.296	+2.490	11:21:05.392
8	1:25.429	+0.623	11:22:30.821
(11) Vanhatalo Samu			
1	1:51.722	+25.737	11:12:27.102
2	1:33.356	+7.371	11:14:00.458
3	1:31.330	+5.345	11:15:31.788
4	1:28.046	+2.061	11:16:59.834
5	1:26.028	+0.043	11:18:25.862
6	1:26.423	+0.438	11:19:52.285
7	1:25.985		11:21:18.270
8	1:26.521	+0.536	11:22:44.791
9	3:40.699	+2:14.714	11:26:25.490
10	1:26.413	+0.428	11:27:51.903
11	1:28.548	+2.563	11:29:20.451
(833) Hannula Markku			
1	1:50.378	+23.078	11:12:36.543
2	1:31.638	+4.338	11:14:08.181
3	1:27.639	+0.339	11:15:35.820
4	1:29.339	+2.039	11:17:05.159
5	1:27.300		11:18:32.459
6	1:30.880	+3.580	11:20:03.339
7	1:27.725	+0.425	11:21:31.064

Lap	Lap Tm	Diff	Time of Day
(731) Hyvönen Jussi			
1	1:39.948	+11.710	11:12:10.630
2	1:33.441	+5.203	11:13:44.071
3	1:33.965	+5.727	11:15:18.036
4	1:30.094	+1.856	11:16:48.130
5	1:31.071	+2.833	11:18:19.201
6	1:28.506	+0.268	11:19:47.707
7	1:29.593	+1.355	11:21:17.300
8	1:31.461	+3.223	11:22:48.761
9	1:28.238		11:24:16.999
(62) Ortju Petri			
1	1:47.910	+19.210	11:12:20.340
2	1:35.588	+6.888	11:13:55.928
3	1:34.921	+6.221	11:15:30.849
4	1:36.076	+7.376	11:17:06.925
5	1:31.218	+2.518	11:18:38.143
6	1:29.432	+0.732	11:20:07.575
7	1:28.700		11:21:36.275
8	3:31.275	+2:02.575	11:25:07.550
9	1:32.065	+3.365	11:26:39.615
10	1:29.762	+1.062	11:28:09.377
11	1:30.039	+1.339	11:29:39.416
(40) Tapanainen Jan			
1	1:59.807	+23.058	11:12:52.357
2	1:39.953	+3.204	11:14:32.310
3	1:36.749		11:16:09.059
4	1:36.945	+0.196	11:17:46.004
5	1:39.634	+2.885	11:19:25.638

Chief of Timing & Scoring

Orbits

Race Director

www.mylaps.com

Licensed to: Turun Special Cars Oy

FTCC/Rata-SM Alastaro

Locost

Alastaro Circuit 2,721 km

Locost Aika-ajo

23.9.2017 10:30

Qualifying started at 10:30:02

Lap	Lap Tm	Diff	Time of Day
(721) Merisalo Kalle			
1	1:37.853	+16.150	10:32:06.315
2	1:25.627	+3.924	10:33:31.942
3	1:23.306	+1.603	10:34:55.248
4	1:24.698	+2.995	10:36:19.946
5	1:22.993	+1.290	10:37:42.939
6	1:23.066	+1.363	10:39:06.005
7	1:22.224	+0.521	10:40:28.229
8	1:22.070	+0.367	10:41:50.299
9	1:21.703		10:43:12.002
10	1:21.783	+0.080	10:44:33.785
11	1:21.902	+0.199	10:45:55.687
12	1:21.706	+0.003	10:47:17.393

Lap	Lap Tm	Diff	Time of Day
(734) Talvitie Marko			
1	1:33.527	+11.484	10:31:56.596
2	1:23.750	+1.707	10:33:20.346
3	1:22.749	+0.706	10:34:43.095
4	1:27.718	+5.675	10:36:10.813
5	1:26.691	+4.648	10:37:37.504
6	1:26.472	+4.429	10:39:03.976
7	1:22.270	+0.227	10:40:26.246
8	1:22.404	+0.361	10:41:48.650
9	1:22.043		10:43:10.693

Lap	Lap Tm	Diff	Time of Day
(737) Lundan Marko			
1	1:40.419	+15.982	10:32:10.452
2	1:29.652	+5.215	10:33:40.104
3	1:26.907	+2.470	10:35:07.011
4	1:47.049	+22.612	10:36:54.060
5	1:33.998	+9.561	10:38:28.058
6	1:26.489	+2.052	10:39:54.547
7	1:25.645	+1.208	10:41:20.192
8	1:26.173	+1.736	10:42:46.365
9	1:25.503	+1.066	10:44:11.868
10	1:25.072	+0.635	10:45:36.940
11	1:25.350	+0.913	10:47:02.290
12	1:24.951	+0.514	10:48:27.241
13	1:24.437		10:49:51.678
14	1:24.879	+0.442	10:51:16.557

Lap	Lap Tm	Diff	Time of Day
(706) Lindqvist Mika			
1	1:39.738	+15.179	10:37:37.327
2	1:36.725	+12.166	10:39:14.052
3	1:30.691	+6.132	10:40:44.743
4	1:26.097	+1.538	10:42:10.840
5	1:25.446	+0.887	10:43:36.286
6	1:24.872	+0.313	10:45:01.158
7	1:24.559		10:46:25.717
8	1:24.770	+0.211	10:47:50.487
9	1:32.223	+7.664	10:49:22.710
10	1:24.891	+0.332	10:50:47.601

Lap	Lap Tm	Diff	Time of Day
(743) Elio Jukka			
1	1:33.787	+9.158	10:34:03.153
2	1:26.908	+2.279	10:35:30.061
3	1:33.909	+9.280	10:37:03.970
4	1:31.329	+6.700	10:38:35.299
5	1:25.797	+1.168	10:40:01.096
6	1:25.734	+1.105	10:41:26.830
7	1:25.435	+0.806	10:42:52.265
8	1:25.358	+0.729	10:44:17.623
9	1:25.730	+1.101	10:45:43.353
10	1:25.672	+1.043	10:47:09.025
11	1:24.866	+0.237	10:48:33.891

Lap	Lap Tm	Diff	Time of Day
12	1:24.629		10:49:58.520

Lap	Lap Tm	Diff	Time of Day
(724) Laaksonen Kimmo			
1	1:43.258	+17.446	10:32:14.786
2	1:29.256	+3.444	10:33:44.042
3	1:27.427	+1.615	10:35:11.469
4	1:47.338	+21.526	10:36:58.807
5	1:31.874	+6.062	10:38:30.681
6	1:27.743	+1.931	10:39:58.424
7	1:28.019	+2.207	10:41:26.443
8	1:28.159	+2.347	10:42:54.602
9	1:25.812		10:44:20.414
10	1:31.079	+5.267	10:45:51.493
11	1:28.149	+2.337	10:47:19.642

Lap	Lap Tm	Diff	Time of Day
(744) Kyntäjä Petri			
1	1:36.657	+10.200	10:34:04.666
2	1:28.990	+2.533	10:35:33.656
3	1:36.361	+9.904	10:37:10.017
4	1:27.509	+1.052	10:38:37.526
5	1:26.457		10:40:03.983
6	4:46.518	+3:20.061	10:44:50.501
7	1:38.376	+11.919	10:46:28.877
8	1:26.706	+0.249	10:47:55.583

Lap	Lap Tm	Diff	Time of Day
(740) Kuulusa Tommi			
1	1:37.848	+11.247	10:32:11.008
2	1:29.712	+3.111	10:33:40.720
3	1:26.950	+0.349	10:35:07.670
4	1:46.961	+20.360	10:36:54.631
5	1:31.024	+4.423	10:38:25.655
6	1:27.156	+0.555	10:39:52.811
7	1:26.601		10:41:19.412

Lap	Lap Tm	Diff	Time of Day
(716) Palo Jarkko			
1	1:46.942	+16.885	10:32:20.201
2	1:32.919	+2.862	10:33:53.120
3	1:30.401	+0.344	10:35:23.521
4	1:39.128	+9.071	10:37:02.649
5	1:39.288	+9.231	10:38:41.937
6	1:30.057		10:40:11.994
7	1:30.222	+0.165	10:41:42.216

Lap	Lap Tm	Diff	Time of Day
(742) Koskela Tapio			
1	1:36.530		10:34:41.339

Chief of Timing & Scoring

Orbits

Race Director

www.mylaps.com

Licensed to: Turun Special Cars Oy

FTCC/Rata-SM Alastaro

Porsche GT3 Cup Challenge

Alastaro Circuit 2,721 km

Porsche GT3 Aika-ajo

23.9.2017 11:35

Qualifying started at 11:35:01

Lap	Lap Tm	Diff	Time of Day
(32) Haru Tommi			
1	1:31.721	+15.026	11:36:59.263
2	1:22.257	+5.562	11:38:21.520
3	1:19.522	+2.827	11:39:41.042
4	1:17.995	+1.300	11:40:59.037
5	1:17.318	+0.623	11:42:16.355
6	1:16.742	+0.047	11:43:33.097
7	1:16.695		11:44:49.792
(37) Rautiainen Jim			
1	1:43.808	+26.876	11:37:21.773
2	1:22.596	+5.664	11:38:44.369
3	1:19.815	+2.883	11:40:04.184
4	1:18.659	+1.727	11:41:22.843
5	1:17.720	+0.788	11:42:40.563
6	1:17.133	+0.201	11:43:57.696
7	1:29.341	+12.409	11:45:27.037
8	4:14.119	+2:57.187	11:49:41.156
9	1:19.865	+2.933	11:51:01.021
10	1:17.793	+0.861	11:52:18.814
11	1:17.363	+0.431	11:53:36.177
12	1:16.932		11:54:53.109
13	1:17.219	+0.287	11:56:10.328
(31) Rinne-Laturi Roope			
1	1:37.373	+20.382	11:37:58.454
2	1:23.403	+6.412	11:39:21.857
3	1:19.467	+2.476	11:40:41.324
4	1:18.169	+1.178	11:41:59.493
5	1:17.664	+0.673	11:43:17.157
6	1:17.494	+0.503	11:44:34.651
7	1:18.188	+1.197	11:45:52.839
8	1:16.991		11:47:09.830
9	3:01.472	+1:44.481	11:50:11.302
10	1:18.785	+1.794	11:51:30.087
11	1:18.470	+1.479	11:52:48.557
12	1:17.420	+0.429	11:54:05.977
(41) Niemi Raimo			
1	1:44.151	+26.933	11:37:14.833
2	1:24.970	+7.752	11:38:39.803
3	1:19.360	+2.142	11:39:59.163
4	1:19.023	+1.805	11:41:18.186
5	1:18.126	+0.908	11:42:36.312
6	1:17.705	+0.487	11:43:54.017
7	1:18.029	+0.811	11:45:12.046
8	3:22.326	+2:05.108	11:48:34.372
9	1:20.268	+3.050	11:49:54.640
10	1:17.558	+0.340	11:51:12.198
11	1:17.218		11:52:29.416
(38) Kuusiniemi Jussi			
1	1:40.994	+23.560	11:37:08.754
2	1:24.132	+6.698	11:38:32.886
3	1:20.421	+2.987	11:39:53.307
4	1:18.454	+1.020	11:41:11.761
5	1:17.526	+0.092	11:42:29.287
6	1:17.564	+0.130	11:43:46.851
7	1:17.491	+0.057	11:45:04.342
8	3:33.956	+2:16.522	11:48:38.298
9	1:21.820	+4.386	11:50:00.118
10	1:18.473	+1.039	11:51:18.591
11	1:17.866	+0.432	11:52:36.457
12	1:17.554	+0.120	11:53:54.011
13	1:17.434		11:55:11.445

Lap	Lap Tm	Diff	Time of Day
(34) Tiimaa Oliver			
1	1:45.577	+28.096	11:37:20.174
2	1:27.653	+10.172	11:38:47.827
3	1:21.246	+3.765	11:40:09.073
4	1:18.344	+0.863	11:41:27.417
5	1:17.696	+0.215	11:42:45.113
6	3:17.911	+2:00.430	11:46:03.024
7	1:32.944	+15.463	11:47:35.968
8	1:18.525	+1.044	11:48:54.493
9	1:18.628	+1.147	11:50:13.121
10	1:17.642	+0.161	11:51:30.763
11	1:20.445	+2.964	11:52:51.208
12	1:17.481		11:54:08.689
13	1:19.731	+2.250	11:55:28.420
(30) Lavola Ari			
1	1:35.016	+17.053	11:36:59.982
2	1:24.495	+6.532	11:38:24.477
3	1:20.085	+2.122	11:39:44.562
4	1:19.359	+1.396	11:41:03.921
5	1:18.647	+0.684	11:42:22.568
6	1:17.963		11:43:40.531
7	1:18.507	+0.544	11:44:59.038
8	4:07.031	+2:49.068	11:49:06.069
9	1:25.122	+7.159	11:50:31.191
10	1:18.691	+0.728	11:51:49.882
11	1:18.594	+0.631	11:53:08.476
12	1:18.885	+0.922	11:54:27.361
(313) Skurnik Daniel			
1	1:44.971	+25.498	11:37:24.028
2	1:24.632	+5.159	11:38:48.660
3	1:21.249	+1.776	11:40:09.909
4	1:19.473		11:41:29.382
5	1:20.450	+0.977	11:42:49.832
6	1:20.560	+1.087	11:44:10.392
7	1:50.418	+30.945	11:46:00.810
8	1:36.744	+17.271	11:47:37.554
9	1:20.586	+1.113	11:48:58.140
10	1:20.286	+0.813	11:50:18.426
(42) Palmberg Clas			
1	1:45.651	+22.475	11:37:25.525
2	1:26.892	+3.716	11:38:52.417
3	1:24.762	+1.586	11:40:17.179
4	1:23.948	+0.772	11:41:41.127
5	1:25.014	+1.838	11:43:06.141
6	1:24.379	+1.203	11:44:30.520
7	1:23.988	+0.812	11:45:54.508
8	1:23.605	+0.429	11:47:18.113
9	1:23.987	+0.811	11:48:42.100
10	1:24.192	+1.016	11:50:06.292
11	1:23.176		11:51:29.468
12	1:24.556	+1.380	11:52:54.024
13	1:23.581	+0.405	11:54:17.605

Chief of Timing & Scoring

Orbits

Race Director

www.mylaps.com

Licensed to: Turun Special Cars Oy

FTCC/Rata-SM Alastaro

V8 Thundercars

Alastaro Circuit 2,721 km

V8 Thundercars Aika-ajo

23.9.2017 09:40

Qualifying started at 9:40:13

Lap	Lap Tm	Diff	Time of Day
(23) Tuomaala Henri			
1	1:40.917	+23.682	9:43:40.454
2	1:32.955	+15.720	9:45:13.409
3	1:19.651	+2.416	9:46:33.060
4	1:19.045	+1.810	9:47:52.105
5	1:17.373	+0.138	9:49:09.478
6	1:17.235		9:50:26.713
7	1:17.416	+0.181	9:51:44.129
(92) Lähteenmäki Toni			
1	1:49.883	+32.326	9:42:59.547
2	1:30.957	+13.400	9:44:30.504
3	1:20.604	+3.047	9:45:51.108
4	1:18.287	+0.730	9:47:09.395
5	1:17.557		9:48:26.952
(26) Koikkalainen Janne			
1	1:40.272	+20.931	9:42:04.138
2	1:31.187	+11.846	9:43:35.325
3	1:24.828	+5.487	9:45:00.153
4	1:21.227	+1.886	9:46:21.380
5	1:20.519	+1.178	9:47:41.899
6	1:19.341		9:49:01.240
7	3:12.939	+1:53.598	9:52:14.179
8	1:26.446	+7.105	9:53:40.625
9	1:21.083	+1.742	9:55:01.708
10	2:39.447	+1:20.106	9:57:41.155
(24) Blomqvist Petri			
1	7:35.394	+6:16.000	9:48:01.271
2	1:31.376	+11.982	9:49:32.647
3	1:22.006	+2.612	9:50:54.653
4	1:20.532	+1.138	9:52:15.185
5	1:19.394		9:53:34.579
(69) Seppänen Erik			
1	1:51.118	+31.291	9:42:22.034
2	1:31.829	+12.002	9:43:53.863
3	1:22.477	+2.650	9:45:16.340
4	1:20.958	+1.131	9:46:37.298
5	1:20.532	+0.705	9:47:57.830
6	3:29.112	+2:09.285	9:51:26.942
7	1:21.736	+1.909	9:52:48.678
8	1:21.157	+1.330	9:54:09.835
9	1:19.827		9:55:29.662
(75) Blomqvist Markku			
1	1:44.311	+22.918	9:42:13.133
2	1:28.435	+7.042	9:43:41.568
3	1:23.312	+1.919	9:45:04.880
4	3:37.199	+2:15.806	9:48:42.079
5	1:26.083	+4.690	9:50:08.162
6	1:22.131	+0.738	9:51:30.293
7	1:28.766	+7.373	9:52:59.059
8	1:21.393		9:54:20.452
(22) Collin Magnus			
1	1:28.301	+6.116	9:44:02.179
2	1:24.116	+1.931	9:45:26.295
3	1:23.039	+0.854	9:46:49.334
4	1:23.098	+0.913	9:48:12.432
5	1:23.953	+1.768	9:49:36.385
6	1:23.195	+1.010	9:50:59.580
7	1:29.512	+7.327	9:52:29.092
8	1:22.301	+0.116	9:53:51.393

Lap	Lap Tm	Diff	Time of Day
9	1:22.767	+0.582	9:55:14.160
10	1:22.185		9:56:36.345
11	1:23.415	+1.230	9:57:59.760
(55) Punkari Antti			
1	2:00.431	+35.799	9:42:48.049
2	3:26.437	+2:01.805	9:46:14.486
3	1:38.547	+13.915	9:47:53.033
4	1:39.241	+14.609	9:49:32.274
5	1:26.626	+1.994	9:50:58.900
6	1:24.999	+0.367	9:52:23.899
7	1:25.097	+0.465	9:53:48.996
8	1:24.632		9:55:13.628

Lap	Lap Tm	Diff	Time of Day

Chief of Timing & Scoring

Orbits

Race Director

www.mylaps.com

Licensed to: Turun Special Cars Oy

FTCC/Rata-SM Alastaro

V1600

Alastaro Circuit 2,721 km

V1600 Aika-ajo

23.9.2017 09:15

Qualifying started at 9:15:02

Lap	Lap Tm	Diff	Time of Day
2	1:36.488	+0.282	9:18:38.435
3	1:36.206		9:20:14.641
4	1:36.531	+0.325	9:21:51.172
5	1:36.309	+0.103	9:23:27.481
6	1:36.411	+0.205	9:25:03.892
7	1:36.715	+0.509	9:26:40.607
8	1:36.670	+0.464	9:28:17.277
9	1:36.838	+0.632	9:29:54.115
10	1:39.171	+2.965	9:31:33.286
11	1:36.425	+0.219	9:33:09.711
12	1:37.050	+0.844	9:34:46.761
13	1:41.795	+5.589	9:36:28.556

(21) Lindstedt Iira

Lap	Lap Tm	Diff	Time of Day
1	1:56.554	+18.168	9:17:47.573
2	1:42.827	+4.441	9:19:30.400
3	1:40.739	+2.353	9:21:11.139
4	1:39.857	+1.471	9:22:50.996
5	1:38.592	+0.206	9:24:29.588
6	1:38.833	+0.447	9:26:08.421
7	3:43.091	+2:04.705	9:29:51.512
8	1:39.816	+1.430	9:31:31.328
9	1:40.043	+1.657	9:33:11.371
10	1:38.386		9:34:49.757
11	1:39.288	+0.902	9:36:29.045

Lap Lap Tm Diff Time of Day

Lap Lap Tm Diff Time of Day

FTCC/Rata-SM Alastaro

Sorted on Laps

BMW Xtreme Cup

Alastaro Circuit 2,721 km

BMW Xtreme Cup Lähtö 1

23.9.2017 13:15

Race started at 13:17:18

Pos	No.	Name	Class	Laps	Diff	Total Tm	Best Tm	In Lap	Club	Make
1	91	Kiil Andre	10	14		20:38.709	1:27.523	2		BMW 325i
2	16	Haavisto Petri	10	14	4.759	20:43.468	1:28.002	7	HoMK/UA	BMW 325i (E36)
3	15	Sundström Tomi	10	14	15.306	20:54.015	1:28.296	5	KaUA	BMW 325i (E36)
4	60	Huhtala Juha	10	14	16.824	20:55.533	1:28.982	14	KEIMOLA	BMW 325i (E36)
5	24	Rautjärvi Jonne	10	14	17.143	20:55.852	1:28.416	14	LMM	BMW 325i (E36)
6	77	Padovani Thomas	10	14	19.278	20:57.987	1:27.971	5		BMW 325
7	27	Raitanen/Valli	10	14	19.870	20:58.579	1:28.722	2	NuUA	BMW 325i (E36)
8	11	Grönthal/Grönthal	10	14	23.149	21:01.858	1:28.932	3	NuUA	BMW 325i (E36)
9	61	Maaten Mikk	10	14	23.910	21:02.619	1:29.138	9		BMW 325
10	99	Tunder Kren	10	14	24.685	21:03.394	1:29.221	10		BMW 325
11	31	Haavisto Kari	10	14	25.580	21:04.289	1:29.006	3	HoMK/UA	BMW 325i (E36)
12	20	Tirkkonen Markus	10	14	31.330	21:10.039	1:29.355	7	HyUA	BMW 325i (E36)
13	22	Mustasilta Niko	10	14	32.719	21:11.428	1:29.457	7	HoMK/UA	BMW 325i (E36)
14	30	Laivola/Eklund	10	14	41.181	21:19.890	1:29.841	10	RiiUA	BMW 325i
15	78	Peeterson Peep	10	14	41.506	21:20.215	1:29.459	13		BMW 325
16	73	Jugala Gert	10	14	43.477	21:22.186	1:29.191	12		BMW 325
17	54	Lintumäki/Lintumäki	10	14	47.162	21:25.871	1:29.550	11	KEIMOLA	BMW 325i (E36)
18	51	Sundström Roope	10	14	51.285	21:29.994	1:30.287	12	KaUA	BMW 325i (E36)
19	9	Hagelin Toni	10	14	01.610	21:40.319	1:28.810	13	NuUA	BMW 325i
20	80	Sepper Ekke-Taavi	10	14	14.726	21:53.435	1:32.163	5		BMW 325
F	79	Karuse Sven	10	10	DNF	15:29.837	1:30.185	2		BMW 325
F	19	Salovuori/Koski	10	8	DNF	12:23.132	1:29.879	2	HRF	BMW 325i (E36)
Not classified										
S	6	Jari Uusitalo	10		DNS			0	HoMK/UA	BMW 325i

Margin of Victory	Avg. Speed	Best Lap Tm	Best Speed	Best Lap by
4.759	110,711	1:27.523	111,920	91 - Kiil Andre

Chief of Timing & Scoring

Orbits

Race Director

www.mylaps.com

Licensed to: Turun Special Cars Oy

FTCC/Rata-SM Alastaro

Sorted on Laps

BMW Xtreme Cup

Alastaro Circuit 2,721 km

BMW Xtreme Cup Lähtö 2

23.9.2017 17:05

Race started at 17:09:01

Pos	No.	Name	Class	Laps	Diff	Total Tm	Best Tm	In Lap	Club	Make
1	77	Padovani Thomas	10	14		20:47.741	1:28.350	5		BMW 325
2	16	Haavisto Petri	10	14	2.788	20:50.529	1:28.487	5	HoMK/UA	BMW 325i (E36)
3	15	Sundström Tomi	10	14	3.965	20:51.706	1:28.181	6	KaUA	BMW 325i (E36)
4	61	Maaten Mikk	10	14	5.915	20:53.656	1:28.164	6		BMW 325
5	91	Kiil Andre	10	14	10.126	20:57.867	1:27.841	5		BMW 325i
6	99	Tunder Kren	10	14	13.698	21:01.439	1:28.666	8		BMW 325
7	9	Hagelin Toni	10	14	15.352	21:03.093	1:28.966	5	NuUA	BMW 325i
8	54	Lintumäki/Lintumäki	10	14	22.514	21:10.255	1:29.010	9	KEIMOLA F	BMW 325i (E36)
9	31	Haavisto Kari	10	14	23.436	21:11.177	1:28.775	5	HoMK/UA	BMW 325i (E36)
10	20	Tirkkonen Markus	10	14	24.441	21:12.182	1:28.968	3	HyUA	BMW 325i (E36)
11	78	Peeterson Peep	10	14	30.968	21:18.709	1:29.305	4		BMW 325
12	79	Karuse Sven	10	14	31.878	21:19.619	1:29.281	8		BMW 325
13	30	Laivola/Eklund	10	14	32.454	21:20.195	1:29.388	8	RiiUA	BMW 325i
14	22	Mustasilta Niko	10	14	32.770	21:20.511	1:29.277	4	HoMK/UA	BMW 325i (E36)
15	51	Sundström Roope	10	14	34.316	21:22.057	1:29.286	5	KaUA	BMW 325i (E36)
16	27	Raitanen/Valli	10	14	36.887	21:24.628	1:29.587	3	NuUA	BMW 325i (E36)
17	73	Jugala Gert	10	14	43.294	21:31.035	1:28.730	3		BMW 325
18	19	Salovuori/Koski	10	14	47.10.183	21:57.924	1:32.187	7	HRF	BMW 325i (E36)
19	80	Sepper Ekke-Taavi	10	14	51:17.153	22:04.894	1:31.846	13		BMW 325
NF	24	Rautjärvi Jonne	10	1	DNF	1:52.689	1:48.766	1	LMM	BMW 325i (E36)
NF	60	Huhtala Juha	10		DNF	4.570		0	KEIMOLA F	BMW 325i (E36)
Not classified										
NS	6	Jari Uusitalo	10		DNS			0	HoMK/UA	BMW 325i
DQ	11	Grönthal/Grönthal	10	14	DQ	21:13.762	1:28.605	5	NuUA	BMW 325i (E36)

Announcements

- No 73 Vilppilähtö, rangaistus 15 sek
- No 11 Hylätty Rekaat ei säännön mukaiset

Margin of Victory	Avg. Speed	Best Lap Tm	Best Speed	Best Lap by
2.788	109,909	1:27.841	111,515	91 - Kiil Andre

Chief of Timing & Scoring

Orbits

Race Director

www.mylaps.com

Licensed to: Turun Special Cars Oy

FTCC/Rata-SM Alastaro

Sorted on Laps

BMW Xtreme Cup

Alastaro Circuit 2,721 km

BMW Xtreme Cup Lähtö 3

24.9.2017 10:35

Race started at 10:39:53

Pos	No.	Name	Class	Laps	Diff	Total Tm	Best Tm	In Lap	Club	Make
1	99	Tunder Kren	10	30		46:08.811	1:28.285	5		BMW 325
2	24	Rautjärvi Jonne	10	30	0.458	46:09.269	1:28.259	20	LMM	BMW 325i (E36)
3	15	Sundström Tomi	10	30	1.574	46:10.385	1:28.173	4	KaUA	BMW 325i (E36)
4	60	Huhtala Juha	10	30	9.315	46:18.126	1:28.789	22	KEIMOLA	BMW 325i (E36)
5	11	Grönthal/Grönthal	10	30	12.038	46:20.849	1:28.313	16	NuUA	BMW 325i (E36)
6	73	Jugala Gert	10	30	25.864	46:34.675	1:28.791	26		BMW 325
7	9	Hagelin Toni	10	30	36.833	46:45.644	1:29.073	26	NuUA	BMW 325i
8	20	Tirkkonen Markus	10	30	38.622	46:47.433	1:29.277	10	HyUA	BMW 325i (E36)
9	30	Laivola/Eklund	10	30	47.785	46:56.596	1:29.635	7	RiiUA	BMW 325i
10	78	Peeterson Peep	10	30	51.554	47:00.365	1:29.665	5		BMW 325
11	79	Karuse Sven	10	30	53.532	47:02.343	1:29.785	9		BMW 325
12	51	Sundström Roope	10	30	02.365	47:11.176	1:30.004	21	KaUA	BMW 325i (E36)
13	77	Padovani Thomas	10	30	18.297	47:27.108	1:27.756	21		BMW 325
14	16	Haavisto Petri	10	29	1 Lap	46:31.166	1:28.005	7	HoMK/UA	BMW 325i (E36)
15	80	Sepper Ekke-Taavi	10	29	1 Lap	46:55.137	1:31.597	10		BMW 325
16	19	Salovuori/Koski	10	29	1 Lap	46:58.362	1:30.429	5	HRF	BMW 325i (E36)
17	8	Koski Samu	10	28	2 Laps	45:46.641	1:32.331	4	HRF	BMW 325i
18	22	Mustasilta Niko	10	25	5 Laps	39:25.138	1:29.447	6	HoMK/UA	BMW 325i (E36)
19	91	Kiil Andre	10	24	6 Laps	37:38.665	1:27.588	16		BMW 325i

Not classified

F	27	Raitanen/Valli	10	19	DNF	32:23.916	1:28.963	12	NuUA	BMW 325i (E36)
F	6	Jari Uusitalo	10	10	DNF	15:35.133	1:30.380	9	HoMK/UA	BMW 325i
F	61	Maaten Mikk	10	3	DNF	4:38.926	1:29.313	3		BMW 325
F	31	Haavisto Kari	10	3	DNF	4:40.602	1:30.490	3	HoMK/UA	BMW 325i (E36)
F	54	Lintumäki/Lintumäki	10	1	DNF	1:40.224	1:33.908	1	KEIMOLA	BMW 325i (E36)

Margin of Victory

Avg. Speed

Best Lap Tm

Best Speed

Best Lap by

0.458

106,135

1:27.588

111,837

91 - Kiil Andre

Chief of Timing & Scoring

Orbits

Race Director

www.mylaps.com

Licensed to: Turun Special Cars Oy

FTCC/Rata-SM Alastaro

Sorted on Laps

Formula Ford ja Zetec

Alastaro Circuit 2,721 km

Formula Ford Lähtö 1

23.9.2017 15:05

Race (12 Laps) started at 15:02:35

Pos	No.	Name	Class	Laps	Diff	Total Tm	Best Tm	In Lap	Club	Make
1	3	Talvitie Sami	2	12		15:08.976	1:14.848	9	AUA	van Diemen LA11
2	21	Laine Kristian	2	12	0.247	15:09.223	1:14.574	7	TUA	van Diemen LA09
3	11	Mäki-Jouppi Juha	2	12	0.506	15:09.482	1:14.663	9	EPUA	Formula FORD
4	1	Niskanen Elias	2	12	5.711	15:14.687	1:15.030	5	KUA	Mtec Fd10
5	22	Kilpi Arttu	2	12	16.819	15:25.795	1:15.546	8	HämUA	Formula FORD
6	4	Mäkelä Milla	2	12	17.494	15:26.470	1:15.906	5	OFK-125	Mtec Fd12
7	64	Lagerstedt Jukka	3	11	1 Lap	15:35.208	1:23.334	7	GTF	van Diemen RF02
8	17	Söderman Reima	3	11	1 Lap	15:36.435	1:22.212	11	500-K	van Diemen RF02

Margin of Victory

Avg. Speed

Best Lap Tm

Best Speed

Best Lap by

0.247

129,318

1:14.574

131,354

21 - Laine Kristian

Chief of Timing & Scoring

Orbits

Race Director

www.mylaps.com

Licensed to: Turun Special Cars Oy

FTCC/Rata-SM Alastaro

Sorted on Laps

Formula Ford ja Zetec

Alastaro Circuit 2,721 km

Formula Ford Lähtö 2

24.9.2017 12:20

Race started at 12:20:21

Pos	No.	Name	Class	Laps	Diff	Total Tm	Best Tm	In Lap	Club	Make
1	3	Talvitie Sami	2	12		15:08.208	1:14.632	9	AUA	van Diemen LA11
2	1	Niskanen Elias	2	12	21.672	15:29.880	1:15.824	2	KUA	Mtec Fd10
3	4	Mäkelä Milla	2	12	50.245	15:58.453	1:18.079	11	OFK-125	Mtec Fd12
4	21	Laine Kristian	2	11	1 Lap	15:41.181	1:14.987	11	TUA	van Diemen LA09
5	64	Lagerstedt Jukka	3	11	1 Lap	15:56.424	1:23.212	3	GTF	van Diemen RF02
F	11	Mäki-Jouppi Juha	2		DNF	2.053		0	EPUA	Formula FORD
F	22	Kilpi Arttu	2		DNF			0	HämUA	Formula FORD
F	17	Söderman Reima	3		DNF			0	500-K	van Diemen RF02

Margin of Victory

Avg. Speed

Best Lap Tm

Best Speed

Best Lap by

21.672

129,428

1:14.632

131,252

3 - Talvitie Sami

Chief of Timing & Scoring

Orbits

Race Director

www.mylaps.com

Licensed to: Turun Special Cars Oy

FTCC/Rata-SM Alastaro

Sorted on Laps

Formula Ford ja Zetec

Alastaro Circuit 2,721 km

Formula Ford Lähtö 3

24.9.2017 16:15

Race (12 Laps) started at 16:14:24

Pos	No.	Name	Class	Laps	Diff	Total Tm	Best Tm	In Lap	Club	Make
1	3	Talvitie Sami	2	12		15:02.022	1:14.403	8	AUA	van Diemen LA11
2	21	Laine Kristian	2	12	2.726	15:04.748	1:14.549	5	TUA	van Diemen LA09
3	11	Mäki-Jouppi Juha	2	12	5.484	15:07.506	1:14.613	7	EPUA	Formula FORD
4	1	Niskanen Elias	2	12	13.719	15:15.741	1:15.146	7	KUA	Mtec Fd10
5	22	Kilpi Arttu	2	12	28.344	15:30.366	1:15.268	9	HämUA	Formula FORD
6	4	Mäkelä Milla	2	12	35.718	15:37.740	1:16.711	12	OFK-125	Mtec Fd12
Not classified										
NF	64	Lagerstedt Jukka	3		DNF			0	GTF	van Diemen RF02
NS	17	Söderman Reima	3		DNS			0	500-K	van Diemen RF02

Announcements

No 22 + 15 sek, väärä lähtöpaikka

Margin of Victory	Avg. Speed	Best Lap Tm	Best Speed	Best Lap by
2.726	130,315	1:14.403	131,656	3 - Talvitie Sami

Chief of Timing & Scoring

Orbits

Race Director

www.mylaps.com

Licensed to: Turun Special Cars Oy

FTCC/Rata-SM Alastaro

Sorted on Laps

Gran Turismo

Alastaro Circuit 2,721 km

GT ja Touring Cars Lähtö 1

23.9.2017 16:00

Race (12 Laps) started at 16:02:27

Pos	No.	Name	Class	Laps	Diff	Total Tm	Best Tm	In Lap	Club	Make
8										
1	73	Peltola Jyrki	8	12		15:47.834	1:18.008	2	SäkUA	Chevrolet Corvette
2	21	Westman Emil	8	12	0.276	15:48.110	1:17.844	7	KokUA	Porsche GT3 Cup
3	41	Niemelä Mika	8	12	31.617	16:19.451	1:19.717	3	HyUA	BMW M3 - 3,2 (E36)
4	22	Kesseli Raimo	8	12	33.494	16:21.328	1:20.903	5	HyUA	Chevrolet Camaro
5	67	Aarnio Kari	8	12	41.915	16:29.749	1:21.341	3	HRF	Seat Leon
6	47	Jönkkäri Jyrki	8	12	07.608	16:55.442	1:22.824	9	KankUA	BMW M3 - 3,2 (E36)
7	30	Kyllönen Jarmo	8	12	16.259	17:04.093	1:23.580	3	SäkUA	Audi V8 Quattro
8	11	Vanhatalo Samu	8	12	18.049	17:05.883	1:24.070	7	SäkUA	Subaru Impreza
9	350	Öberg John-Erik	8	8	4 Laps	11:21.197	1:23.046	4		BMW M1
10	62	Ortju Petri	8	8	4 Laps	11:56.238	1:27.039	5	TamUA	Honda Civic Type R
11	100	Virtanen Mika	8	7	5 Laps	10:04.507	1:24.266	7	EurUA	Renault Megane
9										
1	333	Hannula Markku	9	11		16:20.829	1:27.535	5	KySUA	BMW 325i (E36)
2	731	Hyvönen Jussi	9	11	21.543	16:42.372	1:28.453	5	THU-TEA	Citroën Xsara VTS
3	40	Tapanainen Jan	9	10	1 Lap	16:47.803	1:37.177	2	PRCF	BMW 325i (E36)

Margin of Victory	Avg. Speed	Best Lap Tm	Best Speed	Best Lap by
0.276	124,017	1:17.844	125,836	21 - Westman Emil

Chief of Timing & Scoring

Orbits

Race Director

www.mylaps.com

Licensed to: Turun Special Cars Oy

FTCC/Rata-SM Alastaro

Sorted on Laps

Gran Turismo

Alastaro Circuit 2,721 km

GT ja Touring Cars Lähtö 2

24.9.2017 15:05

Race (12 Laps) started at 15:05:41

Pos	No.	Name	Class	Laps	Diff	Total Tm	Best Tm	In Lap	Club	Make
1	21	Westman Emil	8	12		15:54.647	1:18.270	5	KokUA	Porsche GT3 Cup
2	73	Peltola Jyrki	8	12	30.510	16:25.157	1:18.584	3	SäkUA	Chevrolet Corvette
3	41	Niemelä Mika	8	12	42.593	16:37.240	1:21.751	7	HyUA	BMW M3 - 3,2 (E36)
4	100	Virtanen Mika	8	12	48.751	16:43.398	1:21.347	7	EurUA	Renault Megane
5	47	Jönkkäri Jyrki	8	12	49.426	16:44.073	1:21.806	10	KankUA	BMW M3 - 3,2 (E36)
6	30	Kyllönen Jarmo	8	11	1 Lap	16:13.925	1:24.831	4	SäkUA	Audi V8 Quattro
7	333	Hannula Markku	9	11	1 Lap	16:15.230	1:27.404	4	KySUA	BMW 325i (E36)
8	731	Hyvönen Jussi	9	11	1 Lap	16:29.741	1:28.045	11	THU-TEAM	Citroën Xsara VTS
9	75	Wirtanen Tommi	9	9	3 Laps	16:07.334	1:44.508	8	PRCF	BMW 325i (E36)

Not classified

NF	62	Ortju Petri	8	3	DNF	4:36.073	1:28.431	2	TamUA	Honda Civic Type R
NF	550	Öberg John-Erik	8	3	DNF	6:15.943	1:41.438	1		BMW M1
NF	67	Aarnio Kari	8		DNF	2.683		0	HRF	Seat Leon
NF	11	Vanhatalo Samu	8		DNF	3.416		0	SäkUA	Subaru Impreza
NS	22	Kesseli Raimo	8		DNS			0	HyUA	Chevrolet Camaro

Announcements

No 550 Vilppilähtö + 15 sek

Margin of Victory	Avg. Speed	Best Lap Tm	Best Speed	Best Lap by
30.510	123,132	1:18.270	125,151	21 - Westman Emil

Chief of Timing & Scoring

Orbits

Race Director

www.mylaps.com

Licensed to: Turun Special Cars Oy

FTCC/Rata-SM Alastaro

Sorted on Laps

Locost

Alastaro Circuit 2,721 km

Locost Lähtö 1

23.9.2017 15:30

Race (10 Laps) started at 15:30:24

Pos	No.	Name	Class	Laps	Diff	Total Tm	Best Tm	In Lap	Club	Make
1	721	Merisalo Kalle	29	10		13:50.417	1:22.163	6	HRF	Locost Yamaha
2	734	Talvitie Marko	29	10	2.029	13:52.446	1:21.905	7	LoiUA	Locost Yamaha
3	737	Lundan Marko	29	10	25.009	14:15.426	1:23.874	6	HRF	Locost Super 7
4	706	Lindqvist Mika	29	10	27.065	14:17.482	1:24.654	6	HRF	Locost Ford
5	743	Ello Jukka	29	10	42.009	14:32.426	1:24.607	2	HRF	Locost Yamaha
6	740	Kuulusa Tommi	29	10	43.895	14:34.312	1:25.866	9	NokUA	Locost Yamaha
7	744	Kyntäjä Petri	29	10	45.984	14:36.401	1:26.132	8	HRF	Locost Yamaha
8	742	Koskela Tapio	29	10	1:11.286	15:01.703	1:28.445	5	TerUA	Locost Honda
9	716	Palo Jarkko	29	10	26.999	15:17.416	1:28.733	5	LemUA	Locost Suzuki
10	724	Laaksonen Kimmo	29					0	VaToSUA	Locost Super 7

Margin of Victory

Avg. Speed

Best Lap Tm

Best Speed

Best Lap by

2.029

117,960

1:21.905

119,597

734 - Talvitie Marko

Chief of Timing & Scoring

Orbits

Race Director

www.mylaps.com

Licensed to: Turun Special Cars Oy

FTCC/Rata-SM Alastaro

Sorted on Laps

Locost Alastaro Circuit 2,721 km

Locost Lähtö 2 24.9.2017 16:50

Race (10 Laps) started at 16:50:00

Pos	No.	Name	Class	Laps	Diff	Total Tm	Best Tm	In Lap	Club	Make
1	721	Merisalo Kalle	29	10		13:47.876	1:21.852	6	HRF	Locost Yamaha
2	734	Talvitie Marko	29	10	1.718	13:49.594	1:21.897	6	LoiUA	Locost Yamaha
3	743	Ello Jukka	29	10	26.804	14:14.680	1:24.212	2	HRF	Locost Yamaha
4	706	Lindqvist Mika	29	10	31.469	14:19.345	1:24.850	5	HRF	Locost Ford
5	740	Kuulusa Tommi	29	10	46.356	14:34.232	1:25.971	2	NokUA	Locost Yamaha
6	744	Kyntäjä Petri	29	10	52.830	14:40.706	1:25.166	3	HRF	Locost Yamaha
7	742	Koskela Tapio	29	10	1:06.080	14:53.956	1:26.850	4	TerUA	Locost Honda
8	737	Lundan Marko	29	8	2 Laps	11:24.068	1:24.136	8	HRF	Locost Super 7
Not classified										
NF	716	Palo Jarkko	29	4	DNF	6:05.298	1:28.426	2	LemUA	Locost Suzuki
NF	724	Laaksonen Kimmo	29	1	DNF	1:37.120	1:32.076	1	VaToSUA	Locost Super 7

Announcements

No 744 + 15 sek Vilppilähtö

Margin of Victory	Avg. Speed	Best Lap Tm	Best Speed	Best Lap by
1.718	118,322	1:21.852	119,675	721 - Merisalo Kalle

Chief of Timing & Scoring

Orbits

Race Director

www.mylaps.com

Licensed to: Turun Special Cars Oy

FTCC/Rata-SM Alastaro

Porsche GT3 Cup Challenge

Alastaro Circuit 2,721 km

Porsche GT3 Lähtö 1

23.9.2017 16:30

Race started at 16:33:05

Lap	Lap Tm	Diff	Time of Day
(37) Rautiainen Jim			
1	1:22.030	+3.950	6:34:29.911
2	1:18.989	+0.909	6:35:48.900
3	1:18.744	+0.664	6:37:07.644
4	1:18.486	+0.406	6:38:26.130
5	1:18.569	+0.489	6:39:44.699
6	1:18.080		6:41:02.779
7	1:18.175	+0.095	6:42:20.954
8	1:18.191	+0.111	6:43:39.145
9	1:18.415	+0.335	6:44:57.560
10	1:18.229	+0.149	6:46:15.789
11	1:18.082	+0.002	6:47:33.871
12	1:18.381	+0.301	6:48:52.252
13	1:18.687	+0.607	6:50:10.939
14	1:18.790	+0.710	6:51:29.729
15	1:19.452	+1.372	6:52:49.181
16	1:19.282	+1.202	6:54:08.463

Lap	Lap Tm	Diff	Time of Day
(34) Tiirmaa Oliver			
1	1:22.744	+4.380	6:34:31.153
2	1:19.655	+1.291	6:35:50.808
3	1:18.648	+0.284	6:37:09.456
4	1:18.364		6:38:27.820
5	1:19.035	+0.671	6:39:46.855
6	1:19.246	+0.882	6:41:06.101
7	1:18.695	+0.331	6:42:24.796
8	1:18.669	+0.305	6:43:43.465
9	1:18.592	+0.228	6:45:02.057
10	1:18.489	+0.125	6:46:20.546
11	1:18.873	+0.509	6:47:39.419
12	1:18.590	+0.226	6:48:58.009
13	1:18.895	+0.531	6:50:16.904
14	1:18.994	+0.630	6:51:35.898
15	1:19.793	+1.429	6:52:55.691
16	1:19.630	+1.266	6:54:15.321

Lap	Lap Tm	Diff	Time of Day
(38) Kuusiniemi Jussi			
1	1:23.543	+5.629	6:34:31.817
2	1:19.724	+1.810	6:35:51.541
3	1:18.606	+0.692	6:37:10.147
4	1:18.609	+0.695	6:38:28.756
5	1:19.059	+1.145	6:39:47.815
6	1:18.709	+0.795	6:41:06.524
7	1:18.871	+0.957	6:42:25.395
8	1:18.706	+0.792	6:43:44.101
9	1:19.495	+1.581	6:45:03.596
10	1:19.264	+1.350	6:46:22.860
11	1:18.884	+0.970	6:47:41.744
12	1:18.345	+0.431	6:49:00.089
13	1:17.914		6:50:18.003
14	1:18.368	+0.454	6:51:36.371
15	1:19.628	+1.714	6:52:55.999
16	1:19.815	+1.901	6:54:15.814

Lap	Lap Tm	Diff	Time of Day
(41) Niemi Raimo			
1	1:24.380	+5.573	6:34:32.545
2	1:19.845	+1.038	6:35:52.390
3	1:19.417	+0.610	6:37:11.807
4	1:19.418	+0.611	6:38:31.225
5	1:19.499	+0.692	6:39:50.724
6	1:19.360	+0.553	6:41:10.084
7	1:18.807		6:42:28.891
8	1:19.176	+0.369	6:43:48.067
9	1:19.080	+0.273	6:45:07.147
10	1:18.867	+0.060	6:46:26.014

Lap	Lap Tm	Diff	Time of Day
11	1:19.112	+0.305	6:47:45.126
12	1:18.958	+0.151	6:49:04.084
13	1:19.335	+0.528	6:50:23.419
14	1:19.285	+0.478	6:51:42.704
15	1:21.820	+3.013	6:53:04.524
16	1:20.130	+1.323	6:54:24.654

Lap	Lap Tm	Diff	Time of Day
(32) Haru Tommi			
1	1:21.065	+3.022	6:34:28.868
2	1:19.243	+1.200	6:35:48.111
3	1:18.934	+0.891	6:37:07.045
4	1:18.399	+0.356	6:38:25.444
5	1:18.326	+0.283	6:39:43.770
6	1:18.043		6:41:01.813
7	1:18.216	+0.173	6:42:20.029
8	1:18.575	+0.532	6:43:38.604
9	1:18.296	+0.253	6:44:56.900
10	1:18.261	+0.218	6:46:15.161
11	1:18.102	+0.059	6:47:33.263
12	1:18.060	+0.017	6:48:51.323
13	1:19.313	+1.270	6:50:10.636
14	1:18.862	+0.819	6:51:29.498
15	1:49.844	+31.801	6:53:19.342
16	1:21.679	+3.636	6:54:41.021

Lap	Lap Tm	Diff	Time of Day
(30) Laivola Ari			
1	1:25.217	+5.341	6:34:33.720
2	1:21.651	+1.775	6:35:55.371
3	1:20.007	+0.131	6:37:15.378
4	1:20.150	+0.274	6:38:35.528
5	1:20.141	+0.265	6:39:55.669
6	1:19.876		6:41:15.545
7	1:20.503	+0.627	6:42:36.048
8	1:20.672	+0.796	6:43:56.720
9	1:20.863	+0.987	6:45:17.583
10	1:20.097	+0.221	6:46:37.680
11	1:20.733	+0.857	6:47:58.413
12	1:21.613	+1.737	6:49:20.026
13	1:21.472	+1.596	6:50:41.498
14	1:21.110	+1.234	6:52:02.608
15	1:22.068	+2.192	6:53:24.676
16	1:20.898	+1.022	6:54:45.574

Lap	Lap Tm	Diff	Time of Day
(31) Skurnik Daniel			
1	1:24.690	+4.289	6:34:33.465
2	1:22.720	+2.319	6:35:56.185
3	1:34.047	+13.646	6:37:30.232
4	1:21.663	+1.262	6:38:51.895
5	1:21.232	+0.831	6:40:13.127
6	1:20.861	+0.460	6:41:33.988
7	1:21.181	+0.780	6:42:55.169
8	1:21.116	+0.715	6:44:16.285
9	1:20.972	+0.571	6:45:37.257
10	1:20.450	+0.049	6:46:57.707
11	1:20.401		6:48:18.108
12	1:20.596	+0.195	6:49:38.704
13	1:21.160	+0.759	6:50:59.864
14	1:21.702	+1.301	6:52:21.566
15	1:21.747	+1.346	6:53:43.313
16	1:22.213	+1.812	6:55:05.526

Lap	Lap Tm	Diff	Time of Day
(42) Palmberg Clas			
1	1:29.477	+6.219	6:34:38.685
2	1:25.146	+1.888	6:36:03.831
3	1:25.437	+2.179	6:37:29.268
4	1:24.332	+1.074	6:38:53.600

Chief of Timing & Scoring

Orbits

Race Director

www.mylaps.com

Licensed to: Turun Special Cars Oy

FTCC/Rata-SM Alastaro

Sorted on Laps

Porsche GT3 Cup Challenge

Alastaro Circuit 2,721 km

Porsche GT3 Lähtö 2

24.9.2017 14:25

Race started at 14:22:59

Pos	No.	Name	Class	Laps	Diff	Total Tm	Best Tm	In Lap	Club	Make
1	38	Kuusiniemi Jussi	13	16				0	HyUA	Porsche GT3 Cup
2	37	Rautiainen Jim	13	16		21:13.162	1:18.813	6	EPUA	Porsche GT3 Cup
3	32	Haru Tommi	13	16	1.880	21:15.042	1:18.850	15	PRCF	Porsche 997 GT3
4	31	Rinne-Laturi Roope	13	16	2.204	21:15.366	1:18.847	4	HFKK	Porsche GT3 Cup
5	30	Laivola Ari	13	16	30.796	21:43.958	1:20.395	4	RiiUA	Porsche GT3 Cup
6	313	Skurnik Daniel	13	16	37.765	21:50.927	1:20.796	14	EMSC	Porsche GT3 Cup
7	34	Tiirmaa Oliver	13	16	38.125	21:51.287	1:18.493	6		Porsche GT3 Cup
8	42	Palmberg Clas	14	15		22:19.611	1:23.550	13	500-K	Porsche 911 GT3
F	41	Niemi Raimo	14	11	DNF	14:43.339	1:18.722	11	PRCF	Porsche 911 GT3

Margin of Victory

Avg. Speed

Best Lap Tm

Best Speed

Best Lap by

-

1:18.493

124,796

34 - Tiirmaa Oliver

Chief of Timing & Scoring

Orbits

Race Director

www.mylaps.com

Licensed to: Turun Special Cars Oy

FTCC/Rata-SM Alastaro

Sorted on Laps

V8 Thundercars

Alastaro Circuit 2,721 km

V8 Thundercars Lähtö 1

23.9.2017 14:30

Race started at 14:30:05

Pos	No.	Name	Class	Laps	Diff	Total Tm	Best Tm	In Lap	Club	Make
1	23	Tuomaala Henri	5	16		21:23.428	1:18.386	5	HyUA	Chevrolet Camaro
2	92	Lähteenmäki Toni	5	16	14.381	21:37.809	1:18.640	6	AMM	Chevrolet Camaro
3	24	Blomqvist Petri	5	16	18.340	21:41.768	1:19.643	9	AAU	Chevrolet Camaro
4	26	Koikkalainen Janne	5	16	46.995	22:10.423	1:21.170	6	HRF	Chevrolet Camaro
5	22	Collin Magnus	5	15	1 Lap	20:45.490	1:20.904	11	UFAK	Chevrolet Camaro
6	55	Punkari Antti	5	15	1 Lap	21:40.415	1:23.998	12	EPUA	Chevrolet Camaro
7	69	Seppänen Erik	5	15	1 Lap	22:05.440	1:20.825	11	AMM	Chevrolet Camaro
Not classified										
NF	75	Blomqvist Markku	5		DNF	4.020		0	AAU	Chevrolet Camaro

Announcements

No 55 vilppilähtö, rangaistus 15 sek

Margin of Victory	Avg. Speed	Best Lap Tm	Best Speed	Best Lap by
14.381	122,118	1:18.386	124,966	23 - Tuomaala Henri

Chief of Timing & Scoring

Orbits

Race Director

www.mylaps.com

Licensed to: Turun Special Cars Oy

FTCC/Rata-SM Alastaro

Sorted on Laps

V8 Thundercars

Alastaro Circuit 2,721 km

V8 Thundercars Lähtö 2

24.9.2017 11:40

Race started at 11:40:48

Pos	No.	Name	Class	Laps	Diff	Total Tm	Best Tm	In Lap	Club	Make
1	23	Tuomaala Henri	5	15		20:05.891	1:19.266	11	HyUA	Chevrolet Camaro
2	24	Blomqvist Petri	5	15	6.425	20:12.316	1:19.111	8	AAU	Chevrolet Camaro
3	69	Seppänen Erik	5	15	33.150	20:39.041	1:20.924	7	AMM	Chevrolet Camaro
4	26	Koikkalainen Janne	5	15	34.903	20:40.794	1:21.337	11	HRF	Chevrolet Camaro
5	22	Collin Magnus	5	15	39.412	20:45.303	1:20.995	6	UFAK	Chevrolet Camaro
6	55	Punkari Antti	5	15	43.245	21:19.136	1:23.366	12	EPUA	Chevrolet Camaro
7	92	Lähteenmäki Toni	5	12	3 Laps	16:01.327	1:19.064	7	AMM	Chevrolet Camaro
Not classified										
NF	75	Blomqvist Markku	5	7	DNF	9:56.595	1:20.568	6	AAU	Chevrolet Camaro

Announcements

N0 75 Vilppilähtö, rangaistus 15 sek

Margin of Victory	Avg. Speed	Best Lap Tm	Best Speed	Best Lap by
6.425	121,847	1:19.064	123,895	92 - Lähteenmäki Toni

Chief of Timing & Scoring

Orbits

Race Director

www.mylaps.com

Licensed to: Turun Special Cars Oy

FTCC/Rata-SM Alastaro

Sorted on Laps

V8 Thundercars

Alastaro Circuit 2,721 km

V8 Thundercars Lähtö 3

24.9.2017 15:35

Race started at 15:35:35

Pos	No.	Name	Class	Laps	Diff	Total Tm	Best Tm	In Lap	Club	Make
1	23	Tuomaala Henri	5	16		21:13.504	1:18.153	4	HyUA	Chevrolet Camaro
2	92	Lähteenmäki Toni	5	16	2.117	21:15.621	1:18.639	6	AMM	Chevrolet Camaro
3	24	Blomqvist Petri	5	16	16.353	21:29.857	1:18.971	6	AAU	Chevrolet Camaro
4	69	Seppänen Erik	5	16	46.546	22:00.050	1:21.082	4	AMM	Chevrolet Camaro
5	26	Koikkalainen Janne	5	16	46.871	22:00.375	1:20.998	11	HRF	Chevrolet Camaro
6	55	Punkari Antti	5	15	1 Lap	21:18.903	1:23.201	4	EPUA	Chevrolet Camaro
Not classified										
F	22	Collin Magnus	5	8	DNF	11:12.461	1:21.090	4	UFAK	Chevrolet Camaro
F	75	Blomqvist Markku	5	6	DNF	8:36.811	1:21.008	4	AAU	Chevrolet Camaro

Margin of Victory

Avg. Speed

Best Lap Tm

Best Speed

Best Lap by

2.117

123,070

1:18.153

125,339

23 - Tuomaala Henri

Chief of Timing & Scoring

Orbits

Race Director

www.mylaps.com

Licensed to: Turun Special Cars Oy

FTCC/Rata-SM Alastaro

Sorted on Laps

V1600

Alastaro Circuit 2,721 km

V1600 Lähtö 1

23.9.2017 13:50

Race (12 Laps) started at 13:51:56

Pos	No.	Name	Class	Laps	Diff	Total Tm	Best Tm	In Lap	Club	Make
1	761	Lähde Janne	1	12		18:54.603	1:33.279	3	UUA	Honda Civic
2	41	Sirigaya Nathayos	1	12	4.624	18:59.227	1:33.937	5	FHRA	Toyota Yaris
3	48	Rauhala Simo	1	12	5.070	18:59.673	1:33.688	5	TamUA	Volkswagen Polo
4	93	Lähteenmäki Noora	1	12	5.931	19:00.534	1:33.885	12	AMM	Honda Civic
5	11	Kalliokoski Niko	1	12	8.978	19:03.581	1:33.724	4	A L-Härm	Volkswagen Lupo GTI
6	28	Jyrkiäinen Suvi	1	12	18.666	19:13.269	1:34.934	3	AAU	Mazda Mazda2
7	26	Lahtinen Mika	1	12	19.441	19:14.044	1:34.736	11	ValUA	Mini One
8	33	Loppi Miro	1	12	19.791	19:14.394	1:34.756	4	EPUA	Ford Fiesta 1.6
9	23	Dahlbacka Oskar	1	12	32.459	19:27.062	1:35.287	3	NSB-86	Honda Civic
10	14	Vijitranon Tachapan	1	12	33.595	19:28.198	1:34.965	5	FHRA	Mini One
11	17	Vekka Linda	1	12	34.547	19:29.150	1:35.104	4	AAU	Alfa Romeo 147
12	55	Backfält Martina	1	12	36.847	19:31.450	1:35.030	10	NSB-86	Honda Civic
13	76	Vaara Veeti	1	12	41.312	19:35.915	1:35.946	9	SaloUA	Alfa Romeo 147
14	24	Syjälä Jonne	1	12	43.197	19:37.800	1:36.142	3	LahUA	Volkswagen Polo GTI 1.6
15	31	Kantala Tommi	1	12	47.609	19:42.212	1:36.575	7	EPUA	Ford Focus
16	21	Lindstedt Iira	1	12	59.180	19:53.783	1:38.047	11	TUA	Mini One
17	311	Uotila Timo	1	9	3 Laps	14:43.522	1:35.346	4	AAU	Honda Civic
F	15	Nykänen Aapo	1	7	DNF	11:25.903	1:35.668	3	LMM	Alfa Romeo 147

Margin of Victory

Avg. Speed

Best Lap Tm

Best Speed

Best Lap by

4.624

103,602

1:33.279

105,014

761 - Lähde Janne

Chief of Timing & Scoring

Orbits

Race Director

www.mylaps.com

Licensed to: Turun Special Cars Oy

FTCC/Rata-SM Alastaro

Sorted on Laps

V1600

Alastaro Circuit 2,721 km

V1600 Lähtö 2

24.9.2017 13:50

Race (12 Laps) started at 13:50:05

Pos	No.	Name	Class	Laps	Diff	Total Tm	Best Tm	In Lap	Club	Make
1	41	Sirigaya Nathayos	1	12		18:56.053	1:33.492	8	FHRA	Toyota Yaris
2	761	Lähde Janne	1	12	0.651	18:56.704	1:33.473	5	UUA	Honda Civic
3	11	Kalliokoski Niko	1	12	4.602	19:00.655	1:33.860	2	AL-Härmä	Volkswagen Lupo GTI
4	93	Lähtenmäki Noora	1	12	6.315	19:02.368	1:33.771	5	AMM	Honda Civic
5	48	Rauhala Simo	1	12	7.238	19:03.291	1:33.814	8	TamUA	Volkswagen Polo
6	26	Lahtinen Mika	1	12	13.634	19:09.687	1:34.532	2	ValUA	Mini One
7	28	Jyrkiäinen Suvi	1	12	14.061	19:10.114	1:34.593	4	AAU	Mazda Mazda2
8	55	Backfält Martina	1	12	17.926	19:13.979	1:34.448	6	NSB-86	Honda Civic
9	33	Loppi Miro	1	12	18.638	19:14.691	1:34.688	2	EPUA	Ford Fiesta 1.6
10	23	Dahlbacka Oskar	1	12	26.694	19:22.747	1:35.410	4	NSB-86	Honda Civic
11	311	Uotila Timo	1	12	29.021	19:25.074	1:35.383	5	AAU	Honda Civic
12	15	Nykänen Aapo	1	12	32.375	19:28.428	1:35.870	8	LMM	Alfa Romeo 147
13	76	Vaara Veeti	1	12	33.103	19:29.156	1:35.544	3	SaloUA	Alfa Romeo 147
14	31	Kantala Tommi	1	12	38.108	19:34.161	1:36.288	3	EPUA	Ford Focus
15	14	Vijitranon Tachapan	1	12	39.491	19:35.544	1:36.108	5	FHRA	Mini One
16	24	Syrjälä Jonne	1	12	40.847	19:36.900	1:36.379	5	LahUA	Volkswagen Polo GTI 1.6
NF	17	Vekka Linda	1	5	DNF	8:09.946	1:35.510	2	AAU	Alfa Romeo 147
Not classified										
DQ	21	Lindstedt Iira	1	12	DQ	19:58.998	1:38.571	11	TUA	Mini One

Announcements

No 21 Hylätty, Sääntöjen vastainen auto, syy

Margin of Victory	Avg. Speed	Best Lap Tm	Best Speed	Best Lap by
0.651	103,470	1:33.473	104,796	761 - Lähde Janne

Chief of Timing & Scoring

Orbits

Race Director

www.mylaps.com

Licensed to: Turun Special Cars Oy

FTCC/Rata-SM Alastaro

BMW Xtreme Cup

Alastaro Circuit 2,721 km

BMW Xtreme Cup Lähtö 1

23.9.2017 13:15

Race started at 13:17:18

Lap	Lap Tm	Diff	Time of Day
5	1:29.480	+0.023	13:25:00.766
6	1:29.528	+0.071	13:26:30.294
7	1:29.457		13:27:59.751
8	1:29.844	+0.387	13:29:29.595
9	1:30.688	+1.231	13:31:00.283
10	1:30.214	+0.757	13:32:30.497
11	1:30.057	+0.600	13:34:00.554
12	1:29.619	+0.162	13:35:30.173
13	1:29.646	+0.189	13:36:59.819
14	1:30.257	+0.800	13:38:30.076

(30) Laivola/Eklund

1	1:34.065	+4.224	13:19:00.467
2	1:30.868	+1.027	13:20:31.335
3	1:31.598	+1.757	13:22:02.933
4	1:30.331	+0.490	13:23:33.264
5	1:30.462	+0.621	13:25:03.726
6	1:31.209	+1.368	13:26:34.935
7	1:30.581	+0.740	13:28:05.516
8	1:31.094	+1.253	13:29:36.610
9	1:30.373	+0.532	13:31:06.983
10	1:29.841		13:32:36.824
11	1:30.731	+0.890	13:34:07.555
12	1:29.972	+0.131	13:35:37.527
13	1:30.257	+0.416	13:37:07.784
14	1:30.754	+0.913	13:38:38.538

(78) Peeterson Peep

1	1:33.460	+4.001	13:18:58.531
2	1:30.198	+0.739	13:20:28.729
3	1:30.002	+0.543	13:21:58.731
4	1:29.855	+0.396	13:23:28.586
5	1:29.645	+0.186	13:24:58.231
6	1:29.937	+0.478	13:26:28.168
7	1:29.794	+0.335	13:27:57.962
8	1:38.481	+9.022	13:29:36.443
9	1:31.048	+1.589	13:31:07.491
10	1:30.711	+1.252	13:32:38.202
11	1:30.291	+0.832	13:34:08.493
12	1:30.387	+0.928	13:35:38.880
13	1:29.459		13:37:08.339
14	1:30.524	+1.065	13:38:38.863

(73) Jugala Gert

1	1:33.127	+3.936	13:18:58.004
2	1:30.278	+1.087	13:20:28.282
3	1:29.494	+0.303	13:21:57.776
4	1:29.905	+0.714	13:23:27.681
5	1:30.188	+0.997	13:24:57.869
6	1:29.887	+0.696	13:26:27.756
7	1:29.762	+0.571	13:27:57.518
8	1:43.672	+14.481	13:29:41.190
9	1:30.077	+0.886	13:31:11.267
10	1:31.067	+1.876	13:32:42.334
11	1:29.480	+0.289	13:34:11.814
12	1:29.191		13:35:41.005
13	1:29.332	+0.141	13:37:10.337
14	1:30.497	+1.306	13:38:40.834

(54) Lintumäki/Lintumäki

1	1:45.631	+16.081	13:19:11.230
2	1:29.627	+0.077	13:20:40.857
3	1:29.632	+0.082	13:22:10.489
4	1:30.289	+0.739	13:23:40.778
5	1:29.789	+0.239	13:25:10.567
6	1:29.880	+0.330	13:26:40.447

Lap	Lap Tm	Diff	Time of Day
7	1:29.908	+0.358	13:28:10.355
8	1:31.585	+2.035	13:29:41.940
9	1:31.303	+1.753	13:31:13.243
10	1:31.687	+2.137	13:32:44.930
11	1:29.550		13:34:14.480
12	1:29.912	+0.362	13:35:44.392
13	1:29.721	+0.171	13:37:14.113
14	1:30.406	+0.856	13:38:44.519

(51) Sundström Roope

1	1:34.828	+4.541	13:19:01.591
2	1:30.383	+0.096	13:20:31.974
3	1:32.111	+1.824	13:22:04.085
4	1:30.424	+0.137	13:23:34.509
5	1:30.556	+0.269	13:25:05.065
6	1:31.241	+0.954	13:26:36.306
7	1:32.645	+2.358	13:28:08.951
8	1:30.322	+0.035	13:29:39.273
9	1:32.767	+2.480	13:31:12.040
10	1:33.784	+3.497	13:32:45.824
11	1:31.579	+1.292	13:34:17.403
12	1:30.287		13:35:47.690
13	1:30.654	+0.367	13:37:18.344
14	1:30.298	+0.011	13:38:48.642

(9) Hagelin Toni

1	1:32.929	+4.119	13:18:57.503
2	1:30.923	+2.113	13:20:28.426
3	1:29.625	+0.815	13:21:58.051
4	1:29.861	+1.051	13:23:27.912
5	1:50.739	+21.929	13:25:18.651
6	1:29.526	+0.716	13:26:48.177
7	1:29.460	+0.650	13:28:17.637
8	1:29.715	+0.905	13:29:47.352
9	1:29.430	+0.620	13:31:16.782
10	1:29.282	+0.472	13:32:46.064
11	1:30.258	+1.448	13:34:16.322
12	1:29.380	+0.570	13:35:45.702
13	1:28.810		13:37:14.512
14	1:29.455	+0.645	13:38:43.967

(80) Sepper Ekke-Taavi

1	1:36.490	+4.327	13:19:03.567
2	1:32.367	+0.204	13:20:35.934
3	1:32.315	+0.152	13:22:08.249
4	1:35.190	+3.027	13:23:43.439
5	1:32.163		13:25:15.602
6	1:33.428	+1.265	13:26:49.030
7	1:32.397	+0.234	13:28:21.427
8	1:32.846	+0.683	13:29:54.273
9	1:32.750	+0.587	13:31:27.023
10	1:32.812	+0.649	13:32:59.835
11	1:32.568	+0.405	13:34:32.403
12	1:32.641	+0.478	13:36:05.044
13	1:33.079	+0.916	13:37:38.123
14	1:33.960	+1.797	13:39:12.083

(79) Karuse Sven

1	1:33.726	+3.541	13:18:59.569
2	1:30.185		13:20:29.754
3	1:33.752	+3.567	13:22:03.506
4	1:30.492	+0.307	13:23:33.998
5	1:30.293	+0.108	13:25:04.291
6	1:32.097	+1.912	13:26:36.388
7	1:31.859	+1.674	13:28:08.247
8	1:30.569	+0.384	13:29:38.816

Chief of Timing & Scoring

Orbits

Race Director

www.mylaps.com

Licensed to: Turun Special Cars Oy

FTCC/Rata-SM Alastaro

BMW Xtreme Cup

Alastaro Circuit 2,721 km

BMW Xtreme Cup Lähtö 2

23.9.2017 17:05

Race started at 17:09:01

Lap	Lap Tm	Diff	Time of Day
5	1:29.844	+0.563	7:16:47.517
6	1:30.749	+1.468	7:18:18.266
7	1:30.989	+1.708	7:19:49.255
8	1:29.281		7:21:18.536
9	1:31.432	+2.151	7:22:49.968
10	1:30.054	+0.773	7:24:20.022
11	1:30.292	+1.011	7:25:50.314
12	1:29.679	+0.398	7:27:19.993
13	1:30.992	+1.711	7:28:50.985
14	1:29.879	+0.598	7:30:20.864

(30) Laivola/Eklund

1	1:38.931	+9.543	7:10:47.503
2	1:31.105	+1.717	7:12:18.608
3	1:30.391	+1.003	7:13:48.999
4	1:30.031	+0.643	7:15:19.030
5	1:29.652	+0.264	7:16:48.682
6	1:30.427	+1.039	7:18:19.109
7	1:30.580	+1.192	7:19:49.689
8	1:29.388		7:21:19.077
9	1:31.690	+2.302	7:22:50.767
10	1:30.032	+0.644	7:24:20.799
11	1:30.020	+0.632	7:25:50.819
12	1:29.592	+0.204	7:27:20.411
13	1:31.058	+1.670	7:28:51.469
14	1:29.971	+0.583	7:30:21.440

(22) Mustasita Niko

1	1:38.116	+8.839	7:10:46.043
2	1:30.818	+1.541	7:12:16.861
3	1:30.366	+1.089	7:13:47.227
4	1:29.277		7:15:16.504
5	1:29.468	+0.191	7:16:45.972
6	1:31.845	+2.568	7:18:17.817
7	1:30.835	+1.558	7:19:48.652
8	1:29.593	+0.316	7:21:18.245
9	1:32.734	+3.457	7:22:50.979
10	1:30.622	+1.345	7:24:21.601
11	1:29.734	+0.457	7:25:51.335
12	1:29.862	+0.585	7:27:21.197
13	1:30.487	+1.210	7:28:51.684
14	1:30.072	+0.795	7:30:21.756

(51) Sundström Roope

1	1:38.004	+8.718	7:10:46.670
2	1:32.646	+3.360	7:12:19.316
3	1:31.389	+2.103	7:13:50.705
4	1:30.279	+0.993	7:15:20.984
5	1:29.286		7:16:50.270
6	1:29.642	+0.356	7:18:19.912
7	1:31.628	+2.342	7:19:51.540
8	1:29.691	+0.405	7:21:21.231
9	1:30.684	+1.398	7:22:51.915
10	1:30.387	+1.101	7:24:22.302
11	1:29.791	+0.505	7:25:52.093
12	1:29.976	+0.690	7:27:22.069
13	1:30.672	+1.386	7:28:52.741
14	1:30.561	+1.275	7:30:23.302

(27) Raitanen/Valli

1	1:37.375	+7.788	7:10:44.934
2	1:30.079	+0.492	7:12:15.013
3	1:29.587		7:13:44.600
4	1:31.259	+1.672	7:15:15.859
5	1:29.697	+0.110	7:16:45.556
6	1:33.370	+3.783	7:18:18.926

Lap	Lap Tm	Diff	Time of Day
7	1:31.950	+2.363	7:19:50.876
8	1:29.988	+0.401	7:21:20.864
9	1:32.243	+2.656	7:22:53.107
10	1:30.283	+0.696	7:24:23.390
11	1:30.194	+0.607	7:25:53.584
12	1:30.412	+0.825	7:27:23.996
13	1:30.562	+0.975	7:28:54.558
14	1:31.315	+1.728	7:30:25.873

(73) Jugala Gert

1	1:36.096	+7.366	7:10:43.225
2	1:29.850	+1.120	7:12:13.075
3	1:28.730		7:13:41.805
4	1:28.973	+0.243	7:15:10.778
5	1:29.135	+0.405	7:16:39.913
6	1:29.134	+0.404	7:18:09.047
7	1:30.989	+2.259	7:19:40.036
8	1:29.154	+0.424	7:21:09.190
9	1:29.265	+0.535	7:22:38.455
10	1:32.529	+3.799	7:24:10.984
11	1:31.000	+2.270	7:25:41.984
12	1:31.809	+3.079	7:27:13.793
13	1:32.978	+4.248	7:28:46.771
14	1:30.509	+1.779	7:30:17.280

(19) Salovuori/Koski

1	1:40.119	+7.932	7:10:49.928
2	1:34.547	+2.360	7:12:24.475
3	1:33.457	+1.270	7:13:57.932
4	1:33.284	+1.097	7:15:31.216
5	1:32.830	+0.643	7:17:04.046
6	1:32.620	+0.433	7:18:36.666
7	1:32.187		7:20:08.853
8	1:32.227	+0.040	7:21:41.080
9	1:33.289	+1.102	7:23:14.369
10	1:33.785	+1.598	7:24:48.154
11	1:32.446	+0.259	7:26:20.600
12	1:32.762	+0.575	7:27:53.362
13	1:32.617	+0.430	7:29:25.979
14	1:33.190	+1.003	7:30:59.169

(80) Sepper Ekke-Taavi

1	1:39.573	+7.727	7:10:49.046
2	1:33.268	+1.422	7:12:22.314
3	1:33.413	+1.567	7:13:55.727
4	1:33.350	+1.504	7:15:29.077
5	1:33.307	+1.461	7:17:02.384
6	1:32.957	+1.111	7:18:35.341
7	1:32.675	+0.829	7:20:08.016
8	1:32.576	+0.730	7:21:40.592
9	1:33.548	+1.702	7:23:14.140
10	1:42.925	+11.079	7:24:57.065
11	1:32.785	+0.939	7:26:29.850
12	1:32.064	+0.218	7:28:01.914
13	1:31.846		7:29:33.760
14	1:32.379	+0.533	7:31:06.139

(24) Rautjärvi Jonne

1	1:48.766		7:10:53.934
---	-----------------	--	-------------

Chief of Timing & Scoring

Orbits

Race Director

www.mylaps.com

Licensed to: Turun Special Cars Oy

FTCC/Rata-SM Alastaro


BMW Xtreme Cup

Alastaro Circuit 2,721 km

BMW Xtreme Cup Lähtö 3

24.9.2017 10:35

Race started at 10:39:53



Lap	Lap Tm	Diff	Time of Day
1	1:35.812	+6.849	0:41:34.431
2	1:30.579	+1.616	0:43:05.010
3	1:29.329	+0.366	0:44:34.339
4	1:29.260	+0.297	0:46:03.599
5	1:29.537	+0.574	0:47:33.136
6	1:29.256	+0.293	0:49:02.392
7	1:29.433	+0.470	0:50:31.825
8	1:29.551	+0.588	0:52:01.376
9	1:29.835	+0.872	0:53:31.211
10	1:29.807	+0.844	0:55:01.018
11	1:29.627	+0.664	0:56:30.645
12	1:28.963		0:57:59.608
13	1:29.606	+0.643	0:59:29.214
14	3:00.425	+1:31.462	1:02:29.639
15	1:30.381	+1.418	1:04:00.020
16	1:30.046	+1.083	1:05:30.066
17	1:31.142	+2.179	1:07:01.208
18	3:41.855	+2:12.892	1:10:43.063
19	1:34.320	+5.357	1:12:17.383

(6) Jari Uuskalo

1	1:35.636	+5.256	0:41:36.989
2	1:43.694	+13.314	0:43:20.683
3	1:30.986	+0.606	0:44:51.669
4	1:30.719	+0.339	0:46:22.388
5	1:31.143	+0.763	0:47:53.531
6	1:30.606	+0.226	0:49:24.137
7	1:30.689	+0.309	0:50:54.826
8	1:30.678	+0.298	0:52:25.504
9	1:30.380		0:53:55.884
10	1:32.716	+2.336	0:55:28.600

(61) Maaten Mikk

1	1:34.550	+5.237	0:41:32.733
2	1:30.347	+1.034	0:43:03.080
3	1:29.313		0:44:32.393

(31) Haavisto Kari

1	1:34.304	+3.814	0:41:32.251
2	1:31.328	+0.838	0:43:03.579
3	1:30.490		0:44:34.069

(54) Lintumäki/Lintumäki

1	1:33.908		0:41:33.691
---	-----------------	--	-------------

Lap	Lap Tm	Diff	Time of Day
-----	--------	------	-------------

Lap	Lap Tm	Diff	Time of Day
-----	--------	------	-------------

FTCC/Rata-SM Alastaro

Formula Ford ja Zetec

Alastaro Circuit 2,721 km

Formula Ford Lähtö 1

23.9.2017 15:05

Race (12 Laps) started at 15:02:35

Lap	Lap Tm	Diff	Time of Day
(3) Talvitie Sami			
1	1:18.610	+3.762	05:03:56.488
2	1:14.985	+0.137	05:05:11.473
3	1:14.911	+0.063	05:06:26.384
4	1:14.952	+0.104	05:07:41.336
5	1:15.003	+0.155	05:08:56.339
6	1:15.273	+0.425	05:10:11.612
7	1:15.043	+0.195	05:11:26.655
8	1:14.883	+0.035	05:12:41.538
9	1:14.848		05:13:56.386
10	1:15.983	+1.135	05:15:12.369
11	1:15.316	+0.468	05:16:27.685
12	1:16.847	+1.999	05:17:44.532

Lap	Lap Tm	Diff	Time of Day
(21) Laine Kristian			
1	1:20.206	+5.632	05:03:58.751
2	1:15.577	+1.003	05:05:14.328
3	1:14.959	+0.385	05:06:29.287
4	1:15.105	+0.531	05:07:44.392
5	1:15.033	+0.459	05:08:59.425
6	1:15.262	+0.688	05:10:14.687
7	1:14.574		05:11:29.261
8	1:14.614	+0.040	05:12:43.875
9	1:14.607	+0.033	05:13:58.482
10	1:14.832	+0.258	05:15:13.314
11	1:14.999	+0.425	05:16:28.313
12	1:16.466	+1.892	05:17:44.779

Lap	Lap Tm	Diff	Time of Day
(11) Mäki-Jouppi Juha			
1	1:20.489	+5.826	05:03:57.912
2	1:15.209	+0.546	05:05:13.121
3	1:14.761	+0.098	05:06:27.882
4	1:15.271	+0.608	05:07:43.153
5	1:14.692	+0.029	05:08:57.845
6	1:14.734	+0.071	05:10:12.579
7	1:14.689	+0.026	05:11:27.268
8	1:14.743	+0.080	05:12:42.011
9	1:14.663		05:13:56.674
10	1:15.882	+1.219	05:15:12.556
11	1:15.309	+0.646	05:16:27.865
12	1:17.173	+2.510	05:17:45.038

Lap	Lap Tm	Diff	Time of Day
(1) Niskanen Elias			
1	1:19.375	+4.345	05:03:57.155
2	1:15.359	+0.329	05:05:12.514
3	1:15.059	+0.029	05:06:27.573
4	1:16.430	+1.400	05:07:44.003
5	1:15.030		05:08:59.033
6	1:16.333	+1.303	05:10:15.366
7	1:15.634	+0.604	05:11:31.000
8	1:15.371	+0.341	05:12:46.371
9	1:15.745	+0.715	05:14:02.116
10	1:16.715	+1.685	05:15:18.831
11	1:15.665	+0.635	05:16:34.496
12	1:15.747	+0.717	05:17:50.243

Lap	Lap Tm	Diff	Time of Day
(22) Kilpi Arttu			
1	1:22.294	+6.748	05:04:01.794
2	1:16.178	+0.632	05:05:17.972
3	1:15.648	+0.102	05:06:33.620
4	1:16.069	+0.523	05:07:49.689
5	1:15.798	+0.252	05:09:05.487
6	1:17.448	+1.902	05:10:22.935
7	1:15.716	+0.170	05:11:38.651
8	1:15.546		05:12:54.197

Lap	Lap Tm	Diff	Time of Day
9	1:16.086	+0.540	05:14:10.283
10	1:16.144	+0.598	05:15:26.427
11	1:18.367	+2.821	05:16:44.794
12	1:16.557	+1.011	05:18:01.351

Lap	Lap Tm	Diff	Time of Day
(4) Mäkelä Milla			
1	1:21.169	+5.263	05:04:00.056
2	1:16.242	+0.336	05:05:16.298
3	1:16.247	+0.341	05:06:32.545
4	1:16.172	+0.266	05:07:48.717
5	1:15.906		05:09:04.623
6	1:15.932	+0.026	05:10:20.555
7	1:16.519	+0.613	05:11:37.074
8	1:16.124	+0.218	05:12:53.198
9	1:16.491	+0.585	05:14:09.689
10	1:16.406	+0.500	05:15:26.095
11	1:19.025	+3.119	05:16:45.120
12	1:16.906	+1.000	05:18:02.026

Lap	Lap Tm	Diff	Time of Day
(64) Lagerstedt Jukka			
1	1:27.021	+3.687	05:04:06.399
2	1:24.814	+1.480	05:05:31.213
3	1:24.883	+1.549	05:06:56.096
4	1:23.574	+0.240	05:08:19.670
5	1:23.600	+0.266	05:09:43.270
6	1:23.509	+0.175	05:11:06.779
7	1:23.334		05:12:30.113
8	1:24.292	+0.958	05:13:54.405
9	1:27.253	+3.919	05:15:21.658
10	1:25.440	+2.106	05:16:47.098
11	1:23.666	+0.332	05:18:10.764

Lap	Lap Tm	Diff	Time of Day
(17) Söderman Reima			
1	1:27.716	+5.504	05:04:07.370
2	1:25.116	+2.904	05:05:32.486
3	1:23.883	+1.671	05:06:56.369
4	1:23.679	+1.467	05:08:20.048
5	1:23.415	+1.203	05:09:43.463
6	1:23.712	+1.500	05:11:07.175
7	1:27.408	+5.196	05:12:34.583
8	1:25.353	+3.141	05:13:59.936
9	1:25.345	+3.133	05:15:25.281
10	1:24.498	+2.286	05:16:49.779
11	1:22.212		05:18:11.991

Chief of Timing & Scoring

Orbits

Race Director

www.mylaps.com

Licensed to: Turun Special Cars Oy

FTCC/Rata-SM Alastaro

Formula Ford ja Zetec

Alastaro Circuit 2,721 km

Formula Ford Lähtö 2

24.9.2017 12:20

Race (12 Laps) started at 12:20:21

Lap	Lap Tm	Diff	Time of Day
(3) Talvitie Sami			
1	1:19.035	+4.403	12:21:42.842
2	1:15.465	+0.833	12:22:58.307
3	1:15.143	+0.511	12:24:13.450
4	1:15.088	+0.456	12:25:28.538
5	1:15.122	+0.490	12:26:43.660
6	1:15.119	+0.487	12:27:58.779
7	1:14.937	+0.305	12:29:13.716
8	1:15.067	+0.435	12:30:28.783
9	1:14.632		12:31:43.415
10	1:15.292	+0.660	12:32:58.707
11	1:15.148	+0.516	12:34:13.855
12	1:15.906	+1.274	12:35:29.761

Lap	Lap Tm	Diff	Time of Day
(1) Niskanen Elias			
1	1:20.366	+4.542	12:21:44.601
2	1:15.824		12:23:00.425
3	1:16.114	+0.290	12:24:16.539
4	1:15.922	+0.098	12:25:32.461
5	1:16.712	+0.888	12:26:49.173
6	1:15.904	+0.080	12:28:05.077
7	1:15.865	+0.041	12:29:20.942
8	1:15.899	+0.075	12:30:36.841
9	1:23.030	+7.206	12:31:59.871
10	1:17.610	+1.786	12:33:17.481
11	1:16.907	+1.083	12:34:34.388
12	1:17.045	+1.221	12:35:51.433

Lap	Lap Tm	Diff	Time of Day
(4) Mäkelä Milla			
1	1:23.303	+5.224	12:21:48.025
2	1:19.869	+1.790	12:23:07.894
3	1:21.770	+3.691	12:24:29.664
4	1:20.233	+2.154	12:25:49.897
5	1:19.496	+1.417	12:27:09.393
6	1:18.621	+0.542	12:28:28.014
7	1:18.811	+0.732	12:29:46.825
8	1:19.073	+0.994	12:31:05.898
9	1:18.934	+0.855	12:32:24.832
10	1:18.213	+0.134	12:33:43.045
11	1:18.079		12:35:01.124
12	1:18.882	+0.803	12:36:20.006

Lap	Lap Tm	Diff	Time of Day
(21) Laine Kristian			
1	3:00.177	+1:45.190	12:23:23.411
2	1:19.117	+4.130	12:24:42.528
3	1:17.058	+2.071	12:25:59.586
4	1:15.909	+0.922	12:27:15.495
5	1:15.404	+0.417	12:28:30.899
6	1:15.911	+0.924	12:29:46.810
7	1:15.474	+0.487	12:31:02.284
8	1:15.189	+0.202	12:32:17.473
9	1:15.024	+0.037	12:33:32.497
10	1:15.250	+0.263	12:34:47.747
11	1:14.987		12:36:02.734

Lap	Lap Tm	Diff	Time of Day
(64) Lagerstedt Jukka			
1	1:25.124	+1.912	12:21:50.632
2	1:23.303	+0.091	12:23:13.935
3	1:23.212		12:24:37.147
4	1:25.864	+2.652	12:26:03.011
5	1:26.405	+3.193	12:27:29.416
6	1:27.232	+4.020	12:28:56.648
7	1:26.655	+3.443	12:30:23.303
8	1:26.750	+3.538	12:31:50.053
9	1:29.193	+5.981	12:33:19.246

Lap	Lap Tm	Diff	Time of Day
10	1:30.955	+7.743	12:34:50.201
11	1:27.776	+4.564	12:36:17.977

Lap	Lap Tm	Diff	Time of Day
-----	--------	------	-------------

Chief of Timing & Scoring

Orbits

Race Director

www.mylaps.com

Licensed to: Turun Special Cars Oy

FTCC/Rata-SM Alastaro

Formula Ford ja Zetec

Alastaro Circuit 2,721 km

Formula Ford Lähtö 3

24.9.2017 16:15

Race (12 Laps) started at 16:14:24

Lap	Lap Tm	Diff	Time of Day
(3) Talvitie Sami			
1	1:18.581	+4.178	6:15:44.786
2	1:15.049	+0.646	6:16:59.835
3	1:14.808	+0.405	6:18:14.643
4	1:15.023	+0.620	6:19:29.666
5	1:14.645	+0.242	6:20:44.311
6	1:14.722	+0.319	6:21:59.033
7	1:14.552	+0.149	6:23:13.585
8	1:14.403		6:24:27.988
9	1:14.610	+0.207	6:25:42.598
10	1:14.555	+0.152	6:26:57.153
11	1:14.459	+0.056	6:28:11.612
12	1:14.608	+0.205	6:29:26.220


Lap	Lap Tm	Diff	Time of Day
(21) Laine Kristian			
1	1:19.347	+4.798	6:15:45.954
2	1:15.468	+0.919	6:17:01.422
3	1:14.711	+0.162	6:18:16.133
4	1:14.845	+0.296	6:19:30.978
5	1:14.549		6:20:45.527
6	1:14.762	+0.213	6:22:00.289
7	1:14.813	+0.264	6:23:15.102
8	1:14.575	+0.026	6:24:29.677
9	1:14.720	+0.171	6:25:44.397
10	1:14.715	+0.166	6:26:59.112
11	1:14.592	+0.043	6:28:13.704
12	1:15.242	+0.693	6:29:28.946

Lap	Lap Tm	Diff	Time of Day
(11) Mäki-Jouppi Juha			
1	1:19.630	+5.017	6:15:48.118
2	1:15.332	+0.719	6:17:03.450
3	1:14.980	+0.367	6:18:18.430
4	1:14.950	+0.337	6:19:33.380
5	1:14.777	+0.164	6:20:48.157
6	1:14.955	+0.342	6:22:03.112
7	1:14.613		6:23:17.725
8	1:14.875	+0.262	6:24:32.600
9	1:14.705	+0.092	6:25:47.305
10	1:14.774	+0.161	6:27:02.079
11	1:14.874	+0.261	6:28:16.953
12	1:14.751	+0.138	6:29:31.704

Lap	Lap Tm	Diff	Time of Day
(1) Niskanen Elias			
1	1:20.232	+5.086	6:15:47.263
2	1:15.534	+0.388	6:17:02.797
3	1:15.241	+0.095	6:18:18.038
4	1:15.837	+0.691	6:19:33.875
5	1:15.736	+0.590	6:20:49.611
6	1:15.233	+0.087	6:22:04.844
7	1:15.146		6:23:19.990
8	1:15.269	+0.123	6:24:35.259
9	1:15.385	+0.239	6:25:50.644
10	1:15.343	+0.197	6:27:05.987
11	1:16.250	+1.104	6:28:22.237
12	1:17.702	+2.556	6:29:39.939

Lap	Lap Tm	Diff	Time of Day
(22) Kilpi Arttu			
1	1:20.654	+5.386	6:15:48.922
2	1:15.536	+0.268	6:17:04.458
3	1:16.030	+0.762	6:18:20.488
4	1:15.752	+0.484	6:19:36.240
5	1:15.299	+0.031	6:20:51.539
6	1:15.335	+0.067	6:22:06.874
7	1:15.342	+0.074	6:23:22.216
8	1:15.307	+0.039	6:24:37.523

Lap	Lap Tm	Diff	Time of Day
9	1:15.268		6:25:52.791
10	1:15.499	+0.231	6:27:08.290
11	1:15.432	+0.164	6:28:23.722
12	1:15.842	+0.574	6:29:39.564
(4) Mäkelä Milla			
1	1:22.531	+5.820	6:15:49.850
2	1:17.267	+0.556	6:17:07.117
3	1:17.489	+0.778	6:18:24.606
4	1:18.513	+1.802	6:19:43.119
5	1:17.568	+0.857	6:21:00.687
6	1:17.806	+1.095	6:22:18.493
7	1:17.753	+1.042	6:23:36.246
8	1:17.329	+0.618	6:24:53.575
9	1:17.248	+0.537	6:26:10.823
10	1:17.413	+0.702	6:27:28.236
11	1:16.991	+0.280	6:28:45.227
12	1:16.711		6:30:01.938



FTCC/Rata-SM Alastaro

Gran Turismo

Alastaro Circuit 2,721 km

GT ja Touring Cars Lähtö 2

24.9.2017 15:05

Race (12 Laps) started at 15:05:41

Lap	Lap Tm	Diff	Time of Day
(21) Westman Emil			
1	1:22.148	+3.878	5:07:05.312
2	1:18.907	+0.637	5:08:24.219
3	1:18.285	+0.015	5:09:42.504
4	1:18.929	+0.659	5:11:01.433
5	1:18.270		5:12:19.703
6	1:18.845	+0.575	5:13:38.548
7	1:18.604	+0.334	5:14:57.152
8	1:19.202	+0.932	5:16:16.354
9	1:19.242	+0.972	5:17:35.596
10	1:19.898	+1.628	5:18:55.494
11	1:19.855	+1.585	5:20:15.349
12	1:20.759	+2.489	5:21:36.108

Lap	Lap Tm	Diff	Time of Day
(73) Peltola Jyrki			
1	1:21.321	+2.737	5:07:04.528
2	1:19.102	+0.518	5:08:23.630
3	1:18.584		5:09:42.214
4	1:19.882	+1.298	5:11:02.096
5	1:20.421	+1.837	5:12:22.517
6	1:22.369	+3.785	5:13:44.886
7	1:22.859	+4.275	5:15:07.745
8	1:24.337	+5.753	5:16:32.082
9	1:24.347	+5.763	5:17:56.429
10	1:22.901	+4.317	5:19:19.330
11	1:21.472	+2.888	5:20:40.802
12	1:25.816	+7.232	5:22:06.618

Lap	Lap Tm	Diff	Time of Day
(41) Niemelä Mika			
1	1:24.554	+2.803	5:07:08.156
2	1:23.463	+1.712	5:08:31.619
3	1:22.993	+1.242	5:09:54.612
4	1:23.234	+1.483	5:11:17.846
5	1:25.548	+3.797	5:12:43.394
6	1:23.375	+1.624	5:14:06.769
7	1:21.751		5:15:28.520
8	1:22.182	+0.431	5:16:50.702
9	1:21.879	+0.128	5:18:12.581
10	1:21.927	+0.176	5:19:34.508
11	1:22.104	+0.353	5:20:56.612
12	1:22.089	+0.338	5:22:18.701

Lap	Lap Tm	Diff	Time of Day
(100) Virtanen Mika			
1	1:30.345	+8.998	5:07:15.247
2	1:24.946	+3.599	5:08:40.193
3	1:25.471	+4.124	5:10:05.664
4	1:23.666	+2.319	5:11:29.330
5	1:22.673	+1.326	5:12:52.003
6	1:21.898	+0.551	5:14:13.901
7	1:21.347		5:15:35.248
8	1:21.723	+0.376	5:16:56.971
9	1:21.668	+0.321	5:18:18.639
10	1:21.950	+0.603	5:19:40.589
11	1:22.130	+0.783	5:21:02.719
12	1:22.140	+0.793	5:22:24.859

Lap	Lap Tm	Diff	Time of Day
(47) Jönkkäri Jyrki			
1	1:30.489	+8.683	5:07:14.495
2	1:24.261	+2.455	5:08:38.756
3	1:23.639	+1.833	5:10:02.395
4	1:24.076	+2.270	5:11:26.471
5	1:24.402	+2.596	5:12:50.873
6	1:22.124	+0.318	5:14:12.997
7	1:21.846	+0.040	5:15:34.843
8	1:23.000	+1.194	5:16:57.843

Lap	Lap Tm	Diff	Time of Day
9	1:21.880	+0.074	5:18:19.723
10	1:21.806		5:19:41.529
11	1:22.077	+0.271	5:21:03.606
12	1:21.928	+0.122	5:22:25.534

Lap	Lap Tm	Diff	Time of Day
(30) Kyllönen Jarmo			
1	1:29.237	+4.406	5:07:13.622
2	1:26.216	+1.385	5:08:39.838
3	1:25.202	+0.371	5:10:05.040
4	1:24.831		5:11:29.871
5	1:25.285	+0.454	5:12:55.156
6	1:29.050	+4.219	5:14:24.206
7	1:31.758	+6.927	5:15:55.964
8	1:31.988	+7.157	5:17:27.952
9	1:31.045	+6.214	5:18:58.997
10	1:28.306	+3.475	5:20:27.303
11	1:28.083	+3.252	5:21:55.386

Lap	Lap Tm	Diff	Time of Day
(833) Hannula Markku			
1	1:31.573	+4.169	5:07:18.517
2	1:27.854	+0.450	5:08:46.371
3	1:27.620	+0.216	5:10:13.991
4	1:27.404		5:11:41.395
5	1:27.769	+0.365	5:13:09.164
6	1:27.814	+0.410	5:14:36.978
7	1:27.952	+0.548	5:16:04.930
8	1:27.585	+0.181	5:17:32.515
9	1:28.606	+1.202	5:19:01.121
10	1:28.000	+0.596	5:20:29.121
11	1:27.570	+0.166	5:21:56.691

Lap	Lap Tm	Diff	Time of Day
(731) Hyvönen Jussi			
1	1:33.591	+5.546	5:07:20.791
2	1:29.048	+1.003	5:08:49.839
3	1:28.565	+0.520	5:10:18.404
4	1:30.154	+2.109	5:11:48.558
5	1:28.913	+0.868	5:13:17.471
6	1:29.441	+1.396	5:14:46.912
7	1:29.004	+0.959	5:16:15.916
8	1:28.773	+0.728	5:17:44.689
9	1:28.324	+0.279	5:19:13.013
10	1:30.144	+2.099	5:20:43.157
11	1:28.045		5:22:11.202

Lap	Lap Tm	Diff	Time of Day
(75) Wirtanen Tommi			
1	1:45.769	+1.261	5:07:34.501
2	1:46.067	+1.559	5:09:20.568
3	1:50.653	+6.145	5:11:11.221
4	1:49.083	+4.575	5:13:00.304
5	1:46.704	+2.196	5:14:47.008
6	1:45.011	+0.503	5:16:32.019
7	1:45.658	+1.150	5:18:17.677
8	1:44.508		5:20:02.185
9	1:46.610	+2.102	5:21:48.795

Lap	Lap Tm	Diff	Time of Day
(62) Ortju Petri			
1	1:33.932	+5.501	5:07:19.692
2	1:28.431		5:08:48.123
3	1:29.411	+0.980	5:10:17.534

Lap	Lap Tm	Diff	Time of Day
(550) Öberg John-Erik			
1	1:41.438		5:07:25.446
2	2:07.939	+26.501	5:09:33.385
3	2:09.019	+27.581	5:11:42.404

Chief of Timing & Scoring

Orbits

Race Director

www.mylaps.com

Licensed to: Turun Special Cars Oy

FTCC/Rata-SM Alastaro

Locost

Alastaro Circuit 2,721 km

Locost Lähtö 1

23.9.2017 15:30

Race (10 Laps) started at 15:30:24

Lap	Lap Tm	Diff	Time of Day
(721) Merisalo Kalle			
1	1:26.073	+3.910	5:31:52.688
2	1:23.151	+0.988	5:33:15.839
3	1:22.406	+0.243	5:34:38.245
4	1:22.531	+0.368	5:36:00.776
5	1:22.351	+0.188	5:37:23.127
6	1:22.163		5:38:45.290
7	1:22.434	+0.271	5:40:07.724
8	1:22.447	+0.284	5:41:30.171
9	1:22.201	+0.038	5:42:52.372
10	1:22.211	+0.048	5:44:14.583

Lap	Lap Tm	Diff	Time of Day
(734) Talvitie Marko			
1	1:26.824	+4.919	5:31:53.989
2	1:23.295	+1.390	5:33:17.284
3	1:22.881	+0.976	5:34:40.165
4	1:22.660	+0.755	5:36:02.825
5	1:22.827	+0.922	5:37:25.652
6	1:22.476	+0.571	5:38:48.128
7	1:21.905		5:40:10.033
8	1:22.277	+0.372	5:41:32.310
9	1:22.299	+0.394	5:42:54.609
10	1:22.003	+0.098	5:44:16.612

Lap	Lap Tm	Diff	Time of Day
(737) Lundan Marko			
1	1:30.764	+6.890	5:31:58.254
2	1:25.587	+1.713	5:33:23.841
3	1:25.340	+1.466	5:34:49.181
4	1:24.822	+0.948	5:36:14.003
5	1:24.509	+0.635	5:37:38.512
6	1:23.874		5:39:02.386
7	1:23.998	+0.124	5:40:26.384
8	1:24.974	+1.100	5:41:51.358
9	1:24.038	+0.164	5:43:15.396
10	1:24.196	+0.322	5:44:39.592

Lap	Lap Tm	Diff	Time of Day
(706) Lindqvist Mika			
1	1:27.609	+2.955	5:31:55.108
2	1:25.369	+0.715	5:33:20.477
3	1:25.386	+0.732	5:34:45.863
4	1:25.224	+0.570	5:36:11.087
5	1:24.696	+0.042	5:37:35.783
6	1:24.654		5:39:00.437
7	1:24.823	+0.169	5:40:25.260
8	1:24.980	+0.326	5:41:50.240
9	1:24.746	+0.092	5:43:14.986
10	1:26.662	+2.008	5:44:41.648

Lap	Lap Tm	Diff	Time of Day
(743) Elio Jukka			
1	1:28.468	+3.861	5:31:56.702
2	1:24.607		5:33:21.309
3	1:25.264	+0.657	5:34:46.573
4	1:25.265	+0.658	5:36:11.838
5	1:24.873	+0.266	5:37:36.711
6	1:24.824	+0.217	5:39:01.535
7	1:24.632	+0.025	5:40:26.167
8	1:38.218	+13.611	5:42:04.385
9	1:26.267	+1.660	5:43:30.652
10	1:25.940	+1.333	5:44:56.592

Lap	Lap Tm	Diff	Time of Day
(740) Kuulusa Tommi			
1	1:30.328	+4.462	5:31:59.122
2	1:26.318	+0.452	5:33:25.440
3	1:26.201	+0.335	5:34:51.641
4	1:26.339	+0.473	5:36:17.980

Lap	Lap Tm	Diff	Time of Day
5	1:27.321	+1.455	5:37:45.301
6	1:27.254	+1.388	5:39:12.555
7	1:26.888	+1.022	5:40:39.443
8	1:26.634	+0.768	5:42:06.077
9	1:25.866		5:43:31.943
10	1:26.535	+0.669	5:44:58.478

Lap	Lap Tm	Diff	Time of Day
(744) Kyntäjä Petri			
1	1:31.102	+4.970	5:32:00.103
2	1:26.769	+0.637	5:33:26.872
3	1:27.147	+1.015	5:34:54.019
4	1:27.773	+1.641	5:36:21.792
5	1:26.803	+0.671	5:37:48.595
6	1:27.009	+0.877	5:39:15.604
7	1:26.450	+0.318	5:40:42.054
8	1:26.132		5:42:08.186
9	1:26.243	+0.111	5:43:34.429
10	1:26.138	+0.006	5:45:00.567

Lap	Lap Tm	Diff	Time of Day
(742) Koskela Tapio			
1	1:31.495	+3.050	5:32:01.303
2	1:28.900	+0.455	5:33:30.203
3	1:28.768	+0.323	5:34:58.971
4	1:28.588	+0.143	5:36:27.559
5	1:28.445		5:37:56.004
6	1:28.457	+0.012	5:39:24.461
7	1:29.407	+0.962	5:40:53.868
8	1:30.643	+2.198	5:42:24.511
9	1:30.324	+1.879	5:43:54.835
10	1:31.034	+2.589	5:45:25.869

Lap	Lap Tm	Diff	Time of Day
(716) Palo Jarkko			
1	1:33.463	+4.730	5:32:02.945
2	1:29.828	+1.095	5:33:32.773
3	1:29.883	+1.150	5:35:02.656
4	1:29.200	+0.467	5:36:31.856
5	1:28.733		5:38:00.589
6	1:29.348	+0.615	5:39:29.937
7	1:30.187	+1.454	5:41:00.124
8	1:32.440	+3.707	5:42:32.564
9	1:35.161	+6.428	5:44:07.725
10	1:33.857	+5.124	5:45:41.582

Chief of Timing & Scoring

Orbits

Race Director

www.mylaps.com

Licensed to: Turun Special Cars Oy

FTCC/Rata-SM Alastaro

Locost

Alastaro Circuit 2,721 km

Locost Lähtö 2

24.9.2017 16:50

Race (10 Laps) started at 16:50:00

Lap	Lap Tm	Diff	Time of Day
(721) Merisalo Kalle			
1	1:25.779	+3.927	6:51:28.814
2	1:22.873	+1.021	6:52:51.687
3	1:22.457	+0.605	6:54:14.144
4	1:22.087	+0.235	6:55:36.231
5	1:22.279	+0.427	6:56:58.510
6	1:21.852		6:58:20.362
7	1:22.007	+0.155	6:59:42.369
8	1:22.107	+0.255	7:01:04.476
9	1:21.947	+0.095	7:02:26.423
10	1:22.131	+0.279	7:03:48.554

Lap	Lap Tm	Diff	Time of Day
(734) Talvitie Marko			
1	1:26.915	+5.018	6:51:29.267
2	1:23.127	+1.230	6:52:52.394
3	1:22.446	+0.549	6:54:14.840
4	1:22.272	+0.375	6:55:37.112
5	1:22.084	+0.187	6:56:59.196
6	1:21.897		6:58:21.093
7	1:22.617	+0.720	6:59:43.710
8	1:22.191	+0.294	7:01:05.901
9	1:22.201	+0.304	7:02:28.102
10	1:22.170	+0.273	7:03:50.272

Lap	Lap Tm	Diff	Time of Day
(743) Ello Jukka			
1	1:27.166	+2.954	6:51:30.538
2	1:24.212		6:52:54.750
3	1:24.361	+0.149	6:54:19.111
4	1:24.515	+0.303	6:55:43.626
5	1:24.484	+0.272	6:57:08.110
6	1:24.483	+0.271	6:58:32.593
7	1:24.620	+0.408	6:59:57.213
8	1:24.646	+0.434	7:01:21.859
9	1:24.655	+0.443	7:02:46.514
10	1:28.844	+4.632	7:04:15.358

Lap	Lap Tm	Diff	Time of Day
(706) Lindqvist Mika			
1	1:28.740	+3.890	6:51:32.316
2	1:25.283	+0.433	6:52:57.599
3	1:25.249	+0.399	6:54:22.848
4	1:25.596	+0.746	6:55:48.444
5	1:24.850		6:57:13.294
6	1:25.462	+0.612	6:58:38.756
7	1:25.397	+0.547	7:00:04.153
8	1:25.533	+0.683	7:01:29.686
9	1:25.396	+0.546	7:02:55.082
10	1:24.941	+0.091	7:04:20.023

Lap	Lap Tm	Diff	Time of Day
(740) Kuulusa Tommi			
1	1:30.870	+4.899	6:51:35.023
2	1:25.971		6:53:00.994
3	1:26.720	+0.749	6:54:27.714
4	1:26.646	+0.675	6:55:54.360
5	1:26.809	+0.838	6:57:21.169
6	1:27.083	+1.112	6:58:48.252
7	1:26.895	+0.924	7:00:15.147
8	1:26.133	+0.162	7:01:41.280
9	1:26.085	+0.114	7:03:07.365
10	1:27.545	+1.574	7:04:34.910

Lap	Lap Tm	Diff	Time of Day
(744) Kyntäjä Petri			
1	1:28.916	+3.750	6:51:33.074
2	1:25.510	+0.344	6:52:58.584
3	1:25.166		6:54:23.750
4	1:25.450	+0.284	6:55:49.200

Lap	Lap Tm	Diff	Time of Day
5	1:26.424	+1.258	6:57:15.624
6	1:25.449	+0.283	6:58:41.073
7	1:26.693	+1.527	7:00:07.766
8	1:26.538	+1.372	7:01:34.304
9	1:26.029	+0.863	7:03:00.333
10	1:26.051	+0.885	7:04:26.384

Lap	Lap Tm	Diff	Time of Day
(742) Koskela Tapio			
1	1:29.417	+2.567	6:51:33.983
2	1:27.925	+1.075	6:53:01.908
3	1:27.405	+0.555	6:54:29.313
4	1:26.850		6:55:56.163
5	1:36.664	+9.814	6:57:32.827
6	1:29.114	+2.264	6:59:01.941
7	1:27.471	+0.621	7:00:29.412
8	1:28.195	+1.345	7:01:57.607
9	1:28.374	+1.524	7:03:25.981
10	1:28.653	+1.803	7:04:54.634

Lap	Lap Tm	Diff	Time of Day
(737) Lundan Marko			
1	1:28.248	+4.112	6:51:31.539
2	1:24.154	+0.018	6:52:55.693
3	1:24.542	+0.406	6:54:20.235
4	1:25.376	+1.240	6:55:45.611
5	1:24.646	+0.510	6:57:10.257
6	1:25.699	+1.563	6:58:35.956
7	1:24.654	+0.518	7:00:00.610
8	1:24.136		7:01:24.746

Lap	Lap Tm	Diff	Time of Day
(716) Palo Jarkko			
1	1:31.799	+3.373	6:51:36.777
2	1:28.426		6:53:05.203
3	1:29.806	+1.380	6:54:35.009
4	1:30.967	+2.541	6:56:05.976

Lap	Lap Tm	Diff	Time of Day
(724) Laaksonen Kimmo			
1	1:32.076		6:51:37.798

Chief of Timing & Scoring

Orbits

Race Director

www.mylaps.com

Licensed to: Turun Special Cars Oy

FTCC/Rata-SM Alastaro

Porsche GT3 Cup Challenge

Alastaro Circuit 2,721 km

Porsche GT3 Lähtö 1

23.9.2017 16:30

Race started at 16:33:05

Lap	Lap Tm	Diff	Time of Day
(37) Rautiainen Jim			
1	1:22.030	+3.950	6:34:29.911
2	1:18.989	+0.909	6:35:48.900
3	1:18.744	+0.664	6:37:07.644
4	1:18.486	+0.406	6:38:26.130
5	1:18.569	+0.489	6:39:44.699
6	1:18.080		6:41:02.779
7	1:18.175	+0.095	6:42:20.954
8	1:18.191	+0.111	6:43:39.145
9	1:18.415	+0.335	6:44:57.560
10	1:18.229	+0.149	6:46:15.789
11	1:18.082	+0.002	6:47:33.871
12	1:18.381	+0.301	6:48:52.252
13	1:18.687	+0.607	6:50:10.939
14	1:18.790	+0.710	6:51:29.729
15	1:19.452	+1.372	6:52:49.181
16	1:19.282	+1.202	6:54:08.463

Lap	Lap Tm	Diff	Time of Day
(34) Tiirmaa Oliver			
1	1:22.744	+4.380	6:34:31.153
2	1:19.655	+1.291	6:35:50.808
3	1:18.648	+0.284	6:37:09.456
4	1:18.364		6:38:27.820
5	1:19.035	+0.671	6:39:46.855
6	1:19.246	+0.882	6:41:06.101
7	1:18.695	+0.331	6:42:24.796
8	1:18.669	+0.305	6:43:43.465
9	1:18.592	+0.228	6:45:02.057
10	1:18.489	+0.125	6:46:20.546
11	1:18.873	+0.509	6:47:39.419
12	1:18.590	+0.226	6:48:58.009
13	1:18.895	+0.531	6:50:16.904
14	1:18.994	+0.630	6:51:35.898
15	1:19.793	+1.429	6:52:55.691
16	1:19.630	+1.266	6:54:15.321

Lap	Lap Tm	Diff	Time of Day
(38) Kuusiniemi Jussi			
1	1:23.543	+5.629	6:34:31.817
2	1:19.724	+1.810	6:35:51.541
3	1:18.606	+0.692	6:37:10.147
4	1:18.609	+0.695	6:38:28.756
5	1:19.059	+1.145	6:39:47.815
6	1:18.709	+0.795	6:41:06.524
7	1:18.871	+0.957	6:42:25.395
8	1:18.706	+0.792	6:43:44.101
9	1:19.495	+1.581	6:45:03.596
10	1:19.264	+1.350	6:46:22.860
11	1:18.884	+0.970	6:47:41.744
12	1:18.345	+0.431	6:49:00.089
13	1:17.914		6:50:18.003
14	1:18.368	+0.454	6:51:36.371
15	1:19.628	+1.714	6:52:55.999
16	1:19.815	+1.901	6:54:15.814

Lap	Lap Tm	Diff	Time of Day
(41) Niemi Raimo			
1	1:24.380	+5.573	6:34:32.545
2	1:19.845	+1.038	6:35:52.390
3	1:19.417	+0.610	6:37:11.807
4	1:19.418	+0.611	6:38:31.225
5	1:19.499	+0.692	6:39:50.724
6	1:19.360	+0.553	6:41:10.084
7	1:18.807		6:42:28.891
8	1:19.176	+0.369	6:43:48.067
9	1:19.080	+0.273	6:45:07.147
10	1:18.867	+0.060	6:46:26.014

Lap	Lap Tm	Diff	Time of Day
11	1:19.112	+0.305	6:47:45.126
12	1:18.958	+0.151	6:49:04.084
13	1:19.335	+0.528	6:50:23.419
14	1:19.285	+0.478	6:51:42.704
15	1:21.820	+3.013	6:53:04.524
16	1:20.130	+1.323	6:54:24.654

Lap	Lap Tm	Diff	Time of Day
(32) Haru Tommi			
1	1:21.065	+3.022	6:34:28.868
2	1:19.243	+1.200	6:35:48.111
3	1:18.934	+0.891	6:37:07.045
4	1:18.399	+0.356	6:38:25.444
5	1:18.326	+0.283	6:39:43.770
6	1:18.043		6:41:01.813
7	1:18.216	+0.173	6:42:20.029
8	1:18.575	+0.532	6:43:38.604
9	1:18.296	+0.253	6:44:56.900
10	1:18.261	+0.218	6:46:15.161
11	1:18.102	+0.059	6:47:33.263
12	1:18.060	+0.017	6:48:51.323
13	1:19.313	+1.270	6:50:10.636
14	1:18.862	+0.819	6:51:29.498
15	1:49.844	+31.801	6:53:19.342
16	1:21.679	+3.636	6:54:41.021

Lap	Lap Tm	Diff	Time of Day
(30) Laivola Ari			
1	1:25.217	+5.341	6:34:33.720
2	1:21.651	+1.775	6:35:55.371
3	1:20.007	+0.131	6:37:15.378
4	1:20.150	+0.274	6:38:35.528
5	1:20.141	+0.265	6:39:55.669
6	1:19.876		6:41:15.545
7	1:20.503	+0.627	6:42:36.048
8	1:20.672	+0.796	6:43:56.720
9	1:20.863	+0.987	6:45:17.583
10	1:20.097	+0.221	6:46:37.680
11	1:20.733	+0.857	6:47:58.413
12	1:21.613	+1.737	6:49:20.026
13	1:21.472	+1.596	6:50:41.498
14	1:21.110	+1.234	6:52:02.608
15	1:22.068	+2.192	6:53:24.676
16	1:20.898	+1.022	6:54:45.574

Lap	Lap Tm	Diff	Time of Day
(313) Skurnik Daniel			
1	1:24.690	+4.289	6:34:33.465
2	1:22.720	+2.319	6:35:56.185
3	1:34.047	+13.646	6:37:30.232
4	1:21.663	+1.262	6:38:51.895
5	1:21.232	+0.831	6:40:13.127
6	1:20.861	+0.460	6:41:33.988
7	1:21.181	+0.780	6:42:55.169
8	1:21.116	+0.715	6:44:16.285
9	1:20.972	+0.571	6:45:37.257
10	1:20.450	+0.049	6:46:57.707
11	1:20.401		6:48:18.108
12	1:20.596	+0.195	6:49:38.704
13	1:21.160	+0.759	6:50:59.864
14	1:21.702	+1.301	6:52:21.566
15	1:21.747	+1.346	6:53:43.313
16	1:22.213	+1.812	6:55:05.526

Lap	Lap Tm	Diff	Time of Day
(42) Palmberg Clas			
1	1:29.477	+6.219	6:34:38.685
2	1:25.146	+1.888	6:36:03.831
3	1:25.437	+2.179	6:37:29.268
4	1:24.332	+1.074	6:38:53.600

Chief of Timing & Scoring

Orbits

Race Director

www.mylaps.com

Licensed to: Turun Special Cars Oy

FTCC/Rata-SM Alastaro

Porsche GT3 Cup Challenge

Alastaro Circuit 2,721 km

Porsche GT3 Lähtö 2

24.9.2017 14:25

Race started at 14:22:59

Lap	Lap Tm	Diff	Time of Day	Lap	Lap Tm	Diff	Time of Day	Lap	Lap Tm	Diff	Time of Day
(37) Rautiainen Jim				11 1:21.253 +0.858 4:37:55.184				6 1:19.502 +0.780 4:31:06.302			
1	1:21.760	+2.947	4:24:23.664	12	1:21.357	+0.962	4:39:16.541	7	1:19.421	+0.699	4:32:25.723
2	1:19.837	+1.024	4:25:43.501	13	1:21.213	+0.818	4:40:37.754	8	1:19.445	+0.723	4:33:45.168
3	1:18.814	+0.001	4:27:02.315	14	1:21.628	+1.233	4:41:59.382	9	1:19.315	+0.593	4:35:04.483
4	1:18.814	+0.001	4:28:21.129	15	1:21.688	+1.293	4:43:21.070	10	1:19.532	+0.810	4:36:24.015
5	1:19.229	+0.416	4:29:40.358	16	1:22.286	+1.891	4:44:43.356	11	1:18.722		4:37:42.737
6	1:18.813		4:30:59.171	(313) Skurnik Daniel							
7	1:19.239	+0.426	4:32:18.410	1	1:25.768	+4.972	4:24:28.349				
8	1:19.238	+0.425	4:33:37.648	2	1:22.231	+1.435	4:25:50.580				
9	1:19.570	+0.757	4:34:57.218	3	1:21.102	+0.306	4:27:11.682				
10	1:19.096	+0.283	4:36:16.314	4	1:21.313	+0.517	4:28:32.995				
11	1:19.840	+1.027	4:37:36.154	5	1:21.418	+0.622	4:29:54.413				
12	1:19.344	+0.531	4:38:55.498	6	1:21.113	+0.317	4:31:15.526				
13	1:19.185	+0.372	4:40:14.683	7	1:21.299	+0.503	4:32:36.825				
14	1:18.947	+0.134	4:41:33.630	8	1:21.624	+0.828	4:33:58.449				
15	1:19.233	+0.420	4:42:52.863	9	1:21.464	+0.668	4:35:19.913				
16	1:19.697	+0.884	4:44:12.560	10	1:21.505	+0.709	4:36:41.418				
(32) Haru Tommi				11	1:22.650	+1.854	4:38:04.068				
1	1:22.784	+3.934	4:24:24.611	12	1:21.377	+0.581	4:39:25.445				
2	1:19.563	+0.713	4:25:44.174	13	1:21.286	+0.490	4:40:46.731				
3	1:19.150	+0.300	4:27:03.324	14	1:20.796		4:42:07.527				
4	1:18.995	+0.145	4:28:22.319	15	1:21.415	+0.619	4:43:28.942				
5	1:20.204	+1.354	4:29:42.523	16	1:21.383	+0.587	4:44:50.325				
6	1:19.071	+0.221	4:31:01.594	(34) Tiirmaa Oliver							
7	1:20.197	+1.347	4:32:21.791	1	1:21.793	+3.300	4:24:23.939				
8	1:19.493	+0.643	4:33:41.284	2	1:20.753	+2.260	4:25:44.692				
9	1:18.956	+0.106	4:35:00.240	3	1:19.216	+0.723	4:27:03.908				
10	1:18.897	+0.047	4:36:19.137	4	1:18.545	+0.052	4:28:22.453				
11	1:19.613	+0.763	4:37:38.750	5	1:19.256	+0.763	4:29:41.709				
12	1:19.191	+0.341	4:38:57.941	6	1:18.493		4:31:00.202				
13	1:19.010	+0.160	4:40:16.951	7	1:18.570	+0.077	4:32:18.772				
14	1:19.149	+0.299	4:41:36.100	8	1:19.067	+0.574	4:33:37.839				
15	1:18.850		4:42:54.950	9	1:27.686	+9.193	4:35:05.525				
16	1:19.490	+0.640	4:44:14.440	10	1:18.933	+0.440	4:36:24.458				
(31) Rinne-Laturi Roope				11	1:18.890	+0.397	4:37:43.348				
1	1:23.168	+4.321	4:24:25.428	12	1:21.373	+2.880	4:39:04.721				
2	1:19.739	+0.892	4:25:45.167	13	1:42.238	+23.745	4:40:46.959				
3	1:19.363	+0.516	4:27:04.530	14	1:21.368	+2.875	4:42:08.327				
4	1:18.847		4:28:23.377	15	1:21.297	+2.804	4:43:29.624				
5	1:19.661	+0.814	4:29:43.038	16	1:21.061	+2.568	4:44:50.685				
6	1:19.023	+0.176	4:31:02.061	(42) Palmberg Clas							
7	1:19.990	+1.143	4:32:22.051	1	1:29.688	+6.138	4:24:32.734				
8	1:19.577	+0.730	4:33:41.628	2	1:26.922	+3.372	4:25:59.656				
9	1:18.910	+0.063	4:35:00.538	3	1:27.489	+3.939	4:27:27.145				
10	1:18.977	+0.130	4:36:19.515	4	1:29.109	+5.559	4:28:56.254				
11	1:19.447	+0.600	4:37:38.962	5	1:28.054	+4.504	4:30:24.308				
12	1:19.264	+0.417	4:38:58.226	6	1:28.455	+4.905	4:31:52.763				
13	1:19.093	+0.246	4:40:17.319	7	1:26.908	+3.358	4:33:19.671				
14	1:19.101	+0.254	4:41:36.420	8	1:26.159	+2.609	4:34:45.830				
15	1:18.864	+0.017	4:42:55.284	9	1:26.100	+2.550	4:36:11.930				
16	1:19.480	+0.633	4:44:14.764	10	1:26.749	+3.199	4:37:38.679				
(30) Laivola Ari				11	2:03.457	+39.907	4:39:42.136				
1	1:25.235	+4.840	4:24:27.849	12	1:23.953	+0.403	4:41:06.089				
2	1:20.767	+0.372	4:25:48.616	13	1:23.550		4:42:29.639				
3	1:20.413	+0.018	4:27:09.029	14	1:24.405	+0.855	4:43:54.044				
4	1:20.395		4:28:29.424	15	1:24.965	+1.415	4:45:19.009				
5	1:20.603	+0.208	4:29:50.027	(41) Niemi Raimo							
6	1:20.782	+0.387	4:31:10.809	1	1:23.802	+5.080	4:24:26.065				
7	1:20.741	+0.346	4:32:31.550	2	1:20.262	+1.540	4:25:46.327				
8	1:20.699	+0.304	4:33:52.249	3	1:20.485	+1.763	4:27:06.812				
9	1:20.613	+0.218	4:35:12.862	4	1:20.164	+1.442	4:28:26.976				
10	1:21.069	+0.674	4:36:33.931	5	1:19.824	+1.102	4:29:46.800				

Chief of Timing & Scoring

Orbits

Race Director

www.mylaps.com

Licensed to: Turun Special Cars Oy

FTCC/Rata-SM Alastaro

V8 Thundercars

Alastaro Circuit 2,721 km

V8 Thundercars Lähtö 1

23.9.2017 14:30

Race started at 14:30:05

Lap	Lap Tm	Diff	Time of Day
(23) Tuomaala Henri			
1	1:21.530	+3.144	4:31:28.849
2	1:19.145	+0.759	4:32:47.994
3	1:18.778	+0.392	4:34:06.772
4	1:18.555	+0.169	4:35:25.327
5	1:18.386		4:36:43.713
6	1:18.618	+0.232	4:38:02.331
7	1:18.886	+0.500	4:39:21.217
8	1:18.629	+0.243	4:40:39.846
9	1:18.768	+0.382	4:41:58.614
10	1:19.117	+0.731	4:43:17.731
11	1:19.974	+1.588	4:44:37.705
12	1:19.960	+1.574	4:45:57.665
13	1:19.658	+1.272	4:47:17.323
14	1:23.357	+4.971	4:48:40.680
15	1:25.239	+6.853	4:50:05.919
16	1:22.851	+4.465	4:51:28.770
(92) Lähteenmäki Toni			
1	1:22.461	+3.821	4:31:30.308
2	1:19.026	+0.386	4:32:49.334
3	1:18.779	+0.139	4:34:08.113
4	1:18.753	+0.113	4:35:26.866
5	1:18.820	+0.180	4:36:45.686
6	1:18.640		4:38:04.326
7	1:19.088	+0.448	4:39:23.414
8	1:19.387	+0.747	4:40:42.801
9	1:21.118	+2.478	4:42:03.919
10	1:22.277	+3.637	4:43:26.196
11	1:23.276	+4.636	4:44:49.472
12	1:22.445	+3.805	4:46:11.917
13	1:22.423	+3.783	4:47:34.340
14	1:22.151	+3.511	4:48:56.491
15	1:22.977	+4.337	4:50:19.468
16	1:23.683	+5.043	4:51:43.151
(24) Blomqvist Petri			
1	1:22.817	+3.174	4:31:43.244
2	1:21.455	+1.812	4:33:04.699
3	1:21.511	+1.868	4:34:26.210
4	1:20.392	+0.749	4:35:46.602
5	1:19.782	+0.139	4:37:06.384
6	1:20.147	+0.504	4:38:26.531
7	1:19.866	+0.223	4:39:46.397
8	1:20.537	+0.894	4:41:06.934
9	1:19.643		4:42:26.577
10	1:20.016	+0.373	4:43:46.593
11	1:20.739	+1.096	4:45:07.332
12	1:19.789	+0.146	4:46:27.121
13	1:19.904	+0.261	4:47:47.025
14	1:20.097	+0.454	4:49:07.122
15	1:20.063	+0.420	4:50:27.185
16	1:19.925	+0.282	4:51:47.110
(26) Koikkalainen Janne			
1	1:25.829	+4.659	4:31:34.292
2	1:22.321	+1.151	4:32:56.613
3	1:21.737	+0.567	4:34:18.350
4	1:22.362	+1.192	4:35:40.712
5	1:21.568	+0.398	4:37:02.280
6	1:21.170		4:38:23.450
7	1:21.632	+0.462	4:39:45.082
8	1:22.535	+1.365	4:41:07.617
9	1:22.682	+1.512	4:42:30.299
10	1:22.844	+1.674	4:43:53.143

Lap	Lap Tm	Diff	Time of Day
11	1:22.549	+1.379	4:45:15.692
12	1:23.139	+1.969	4:46:38.831
13	1:23.246	+2.076	4:48:02.077
14	1:23.226	+2.056	4:49:25.303
15	1:26.557	+5.387	4:50:51.860
16	1:23.905	+2.735	4:52:15.765
(22) Collin Magnus			
1	1:29.800	+8.896	4:31:39.568
2	1:23.562	+2.658	4:33:03.130
3	1:24.082	+3.178	4:34:27.212
4	1:22.166	+1.262	4:35:49.378
5	1:21.821	+0.917	4:37:11.199
6	1:21.751	+0.847	4:38:32.950
7	1:21.811	+0.907	4:39:54.761
8	1:22.331	+1.427	4:41:17.092
9	1:21.990	+1.086	4:42:39.082
10	1:21.680	+0.776	4:44:00.762
11	1:20.904		4:45:21.666
12	1:21.332	+0.428	4:46:42.998
13	1:21.085	+0.181	4:48:04.083
14	1:22.594	+1.690	4:49:26.677
15	1:24.155	+3.251	4:50:50.832
(55) Punkari Antti			
1	1:29.673	+5.675	4:31:38.707
2	1:25.280	+1.282	4:33:03.987
3	1:25.224	+1.226	4:34:29.211
4	1:24.898	+0.900	4:35:54.109
5	1:24.585	+0.587	4:37:18.694
6	1:25.878	+1.880	4:38:44.572
7	1:27.053	+3.055	4:40:11.625
8	1:26.449	+2.451	4:41:38.074
9	1:25.055	+1.057	4:43:03.129
10	1:24.942	+0.944	4:44:28.071
11	1:24.608	+0.610	4:45:52.679
12	1:23.998		4:47:16.677
13	1:25.204	+1.206	4:48:41.881
14	1:24.737	+0.739	4:50:06.618
15	1:24.139	+0.141	4:51:30.757
(69) Seppänen Erik			
1	1:30.998	+10.173	4:31:40.053
2	2:36.646	+1:15.821	4:34:16.699
3	1:26.061	+5.236	4:35:42.760
4	1:21.751	+0.926	4:37:04.511
5	1:23.926	+3.101	4:38:28.437
6	1:21.828	+1.003	4:39:50.265
7	1:23.320	+2.495	4:41:13.585
8	1:22.199	+1.374	4:42:35.784
9	1:22.302	+1.477	4:43:58.086
10	1:21.745	+0.920	4:45:19.831
11	1:20.825		4:46:40.656
12	1:22.024	+1.199	4:48:02.680
13	1:22.995	+2.170	4:49:25.675
14	1:23.419	+2.594	4:50:49.094
15	1:21.688	+0.863	4:52:10.782

Chief of Timing & Scoring

Orbits

Race Director

www.mylaps.com

Licensed to: Turun Special Cars Oy

FTCC/Rata-SM Alastaro

V8 Thundercars

Alastaro Circuit 2,721 km

V8 Thundercars Lähtö 2

24.9.2017 11:40

Race started at 11:40:48

Lap	Lap Tm	Diff	Time of Day
(23) Tuomaala Henri			
1	1:23.634	+4.368	1:42:13.961
2	1:20.551	+1.285	1:43:34.512
3	1:19.879	+0.613	1:44:54.391
4	1:19.704	+0.438	1:46:14.095
5	1:19.523	+0.257	1:47:33.618
6	1:19.279	+0.013	1:48:52.897
7	1:19.513	+0.247	1:50:12.410
8	1:19.537	+0.271	1:51:31.947
9	1:19.532	+0.266	1:52:51.479
10	1:19.557	+0.291	1:54:11.036
11	1:19.266		1:55:30.302
12	1:19.617	+0.351	1:56:49.919
13	1:20.383	+1.117	1:58:10.302
14	1:20.957	+1.691	1:59:31.259
15	1:22.864	+3.598	2:00:54.123

Lap	Lap Tm	Diff	Time of Day
(24) Blomqvist Petri			
1	1:21.283	+2.172	1:43:38.158
2	1:20.932	+1.821	1:44:59.090
3	1:20.156	+1.045	1:46:19.246
4	1:20.329	+1.218	1:47:39.575
5	1:20.027	+0.916	1:48:59.602
6	1:19.368	+0.257	1:50:18.970
7	1:19.592	+0.481	1:51:38.562
8	1:19.111		1:52:57.673
9	1:19.400	+0.289	1:54:17.073
10	1:19.626	+0.515	1:55:36.699
11	1:19.785	+0.674	1:56:56.484
12	1:19.973	+0.862	1:58:16.457
13	1:22.245	+3.134	1:59:38.702
14	1:21.846	+2.735	2:01:00.548

Lap	Lap Tm	Diff	Time of Day
(69) Seppänen Erik			
1	1:26.983	+6.059	1:42:18.342
2	1:22.762	+1.838	1:43:41.104
3	1:22.663	+1.739	1:45:03.767
4	1:21.993	+1.069	1:46:25.760
5	1:22.648	+1.724	1:47:48.408
6	1:21.574	+0.650	1:49:09.982
7	1:20.924		1:50:30.906
8	1:22.359	+1.435	1:51:53.265
9	1:22.168	+1.244	1:53:15.433
10	1:22.447	+1.523	1:54:37.880
11	1:21.445	+0.521	1:55:59.325
12	1:21.680	+0.756	1:57:21.005
13	1:21.528	+0.604	1:58:42.533
14	1:22.227	+1.303	2:00:04.760
15	1:22.513	+1.589	2:01:27.273

Lap	Lap Tm	Diff	Time of Day
(26) Koikkalainen Janne			
1	1:28.167	+6.830	1:42:20.728
2	1:23.242	+1.905	1:43:43.970
3	1:22.490	+1.153	1:45:06.460
4	1:21.790	+0.453	1:46:28.250
5	1:22.260	+0.923	1:47:50.510
6	1:21.429	+0.092	1:49:11.939
7	1:21.490	+0.153	1:50:33.429
8	1:21.793	+0.456	1:51:55.222
9	1:21.642	+0.305	1:53:16.864
10	1:21.692	+0.355	1:54:38.556
11	1:21.337		1:55:59.893
12	1:21.740	+0.403	1:57:21.633
13	1:22.144	+0.807	1:58:43.777
14	1:22.922	+1.585	2:00:06.699

Lap	Lap Tm	Diff	Time of Day
15	1:22.327	+0.990	2:01:29.026
(22) Collin Magnus			
1	1:28.145	+7.150	1:42:20.197
2	1:22.941	+1.946	1:43:43.138
3	1:22.769	+1.774	1:45:05.907
4	1:22.154	+1.159	1:46:28.061
5	1:22.070	+1.075	1:47:50.131
6	1:20.995		1:49:11.126
7	1:21.626	+0.631	1:50:32.752
8	1:21.727	+0.732	1:51:54.479
9	1:27.929	+6.934	1:53:22.408
10	1:22.670	+1.675	1:54:45.078
11	1:21.166	+0.171	1:56:06.244
12	1:21.353	+0.358	1:57:27.597
13	1:22.020	+1.025	1:58:49.617
14	1:21.668	+0.673	2:00:11.285
15	1:22.250	+1.255	2:01:33.535

Lap	Lap Tm	Diff	Time of Day
(55) Punkari Antti			
1	1:29.537	+6.171	1:42:22.185
2	1:25.292	+1.926	1:43:47.477
3	1:24.886	+1.520	1:45:12.363
4	1:24.114	+0.748	1:46:36.477
5	1:23.991	+0.625	1:48:00.468
6	1:25.360	+1.994	1:49:25.828
7	1:25.970	+2.604	1:50:51.798
8	1:24.508	+1.142	1:52:16.306
9	1:24.353	+0.987	1:53:40.659
10	1:24.844	+1.478	1:55:05.503
11	1:24.577	+1.211	1:56:30.080
12	1:23.366		1:57:53.446
13	1:24.533	+1.167	1:59:17.979
14	1:24.370	+1.004	2:00:42.349
15	1:25.019	+1.653	2:02:07.368

Lap	Lap Tm	Diff	Time of Day
(92) Lähteenmäki Toni			
1	1:22.878	+3.814	1:42:13.452
2	1:20.129	+1.065	1:43:33.581
3	1:20.141	+1.077	1:44:53.722
4	1:19.652	+0.588	1:46:13.374
5	1:19.607	+0.543	1:47:32.981
6	1:19.218	+0.154	1:48:52.199
7	1:19.064		1:50:11.263
8	1:19.135	+0.071	1:51:30.398
9	1:19.798	+0.734	1:52:50.196
10	1:19.651	+0.587	1:54:09.847
11	1:19.685	+0.621	1:55:29.532
12	1:20.027	+0.963	1:56:49.559

Lap	Lap Tm	Diff	Time of Day
(75) Blomqvist Markku			
1	1:27.168	+6.600	1:42:19.802
2	1:22.422	+1.854	1:43:42.224
3	1:22.073	+1.505	1:45:04.297
4	1:21.898	+1.330	1:46:26.195
5	1:21.845	+1.277	1:47:48.040
6	1:20.568		1:49:08.608
7	1:21.219	+0.651	1:50:29.827

Chief of Timing & Scoring

Orbits

Race Director

www.mylaps.com

Licensed to: Turun Special Cars Oy

FTCC/Rata-SM Alastaro

V8 Thundercars

Alastaro Circuit 2,721 km

V8 Thundercars Lähtö 3

24.9.2017 15:35

Race started at 15:35:35

Lap	Lap Tm	Diff	Time of Day
(23) Tuomaala Henri			
1	1:21.070	+2.917	5:36:59.468
2	1:18.528	+0.375	5:38:17.996
3	1:18.208	+0.055	5:39:36.204
4	1:18.153		5:40:54.357
5	1:18.497	+0.344	5:42:12.854
6	1:18.376	+0.223	5:43:31.230
7	1:19.964	+1.811	5:44:51.194
8	1:20.302	+2.149	5:46:11.496
9	1:19.367	+1.214	5:47:30.863
10	1:19.400	+1.247	5:48:50.263
11	1:19.291	+1.138	5:50:09.554
12	1:19.363	+1.210	5:51:28.917
13	1:19.190	+1.037	5:52:48.107
14	1:19.580	+1.427	5:54:07.687
15	1:20.384	+2.231	5:55:28.071
16	1:21.009	+2.856	5:56:49.080

Lap	Lap Tm	Diff	Time of Day
(92) Lähteenmäki Toni			
1	1:23.192	+4.553	5:37:01.144
2	1:19.113	+0.474	5:38:20.257
3	1:18.980	+0.341	5:39:39.237
4	1:19.057	+0.418	5:40:58.294
5	1:18.822	+0.183	5:42:17.116
6	1:18.639		5:43:35.755
7	1:20.377	+1.738	5:44:56.132
8	1:20.094	+1.455	5:46:16.226
9	1:19.660	+1.021	5:47:35.886
10	1:19.205	+0.566	5:48:55.091
11	1:19.540	+0.901	5:50:14.631
12	1:19.519	+0.880	5:51:34.150
13	1:19.114	+0.475	5:52:53.264
14	1:19.124	+0.485	5:54:12.388
15	1:19.263	+0.624	5:55:31.651
16	1:19.546	+0.907	5:56:51.197

Lap	Lap Tm	Diff	Time of Day
(24) Blomqvist Petri			
1	1:23.831	+4.860	5:37:02.228
2	1:19.836	+0.865	5:38:22.064
3	1:19.420	+0.449	5:39:41.484
4	1:19.603	+0.632	5:41:01.087
5	1:19.414	+0.443	5:42:20.501
6	1:18.971		5:43:39.472
7	1:20.851	+1.880	5:45:00.323
8	1:21.023	+2.052	5:46:21.346
9	1:20.965	+1.994	5:47:42.311
10	1:21.101	+2.130	5:49:03.412
11	1:19.940	+0.969	5:50:23.352
12	1:19.971	+1.000	5:51:43.323
13	1:19.939	+0.968	5:53:03.262
14	1:20.189	+1.218	5:54:23.451
15	1:21.191	+2.220	5:55:44.642
16	1:20.791	+1.820	5:57:05.433

Lap	Lap Tm	Diff	Time of Day
(69) Seppänen Erik			
1	1:25.308	+4.226	5:37:04.472
2	1:22.562	+1.480	5:38:27.034
3	1:21.873	+0.791	5:39:48.907
4	1:21.082		5:41:09.989
5	1:21.254	+0.172	5:42:31.243
6	1:22.334	+1.252	5:43:53.577
7	1:23.700	+2.618	5:45:17.277
8	1:22.363	+1.281	5:46:39.640
9	1:22.273	+1.191	5:48:01.913
10	1:22.112	+1.030	5:49:24.025

Lap	Lap Tm	Diff	Time of Day
11	1:21.761	+0.679	5:50:45.786
12	1:21.628	+0.546	5:52:07.414
13	1:21.892	+0.810	5:53:29.306
14	1:22.262	+1.180	5:54:51.568
15	1:21.692	+0.610	5:56:13.260
16	1:22.366	+1.284	5:57:35.626

Lap	Lap Tm	Diff	Time of Day
(26) Koikkalainen Janne			
1	1:27.465	+6.467	5:37:07.474
2	1:24.035	+3.037	5:38:31.509
3	1:21.685	+0.687	5:39:53.194
4	1:21.602	+0.604	5:41:14.796
5	1:21.149	+0.151	5:42:35.945
6	1:23.505	+2.507	5:43:59.450
7	1:22.569	+1.571	5:45:22.019
8	1:21.645	+0.647	5:46:43.664
9	1:21.235	+0.237	5:48:04.899
10	1:21.378	+0.380	5:49:26.277
11	1:20.998		5:50:47.275
12	1:21.160	+0.162	5:52:08.435
13	1:21.489	+0.491	5:53:29.924
14	1:22.116	+1.118	5:54:52.040
15	1:21.641	+0.643	5:56:13.681
16	1:22.270	+1.272	5:57:35.951

Lap	Lap Tm	Diff	Time of Day
(55) Punkari Antti			
1	1:27.290	+4.089	5:37:07.218
2	1:25.261	+2.060	5:38:32.479
3	1:23.878	+0.677	5:39:56.357
4	1:23.201		5:41:19.558
5	1:23.432	+0.231	5:42:42.990
6	1:26.973	+3.772	5:44:09.963
7	1:24.116	+0.915	5:45:34.079
8	1:24.850	+1.649	5:46:58.929
9	1:26.430	+3.229	5:48:25.359
10	1:25.233	+2.032	5:49:50.592
11	1:24.261	+1.060	5:51:14.853
12	1:24.101	+0.900	5:52:38.954
13	1:24.573	+1.372	5:54:03.527
14	1:25.745	+2.544	5:55:29.272
15	1:25.207	+2.006	5:56:54.479

Lap	Lap Tm	Diff	Time of Day
(22) Collin Magnus			
1	1:26.313	+5.223	5:37:06.019
2	1:22.008	+0.918	5:38:28.027
3	1:21.778	+0.688	5:39:49.805
4	1:21.090		5:41:10.895
5	1:21.132	+0.042	5:42:32.027
6	1:21.659	+0.569	5:43:53.686
7	1:31.786	+10.696	5:45:25.472
8	1:22.565	+1.475	5:46:48.037

Lap	Lap Tm	Diff	Time of Day
(75) Blomqvist Markku			
1	1:26.267	+5.259	5:37:05.126
2	1:21.712	+0.704	5:38:26.838
3	1:21.795	+0.787	5:39:48.633
4	1:21.008		5:41:09.641
5	1:22.039	+1.031	5:42:31.680
6	1:40.707	+19.699	5:44:12.387

Chief of Timing & Scoring

Orbits

Race Director

www.mylaps.com

Licensed to: Turun Special Cars Oy

FTCC/Rata-SM Alastaro

V1600

Alastaro Circuit 2,721 km

V1600 Lähtö 1

23.9.2017 13:50

Race (12 Laps) started at 13:51:56

Lap	Lap Tm	Diff	Time of Day
1	1:42.725	+6.150	13:53:46.863
2	1:37.919	+1.344	13:55:24.782
3	1:37.093	+0.518	13:57:01.875
4	1:38.436	+1.861	13:58:40.311
5	1:37.206	+0.631	14:00:17.517
6	1:36.685	+0.110	14:01:54.202
7	1:36.575		14:03:30.777
8	1:38.361	+1.786	14:05:09.138
9	1:37.161	+0.586	14:06:46.299
10	1:37.570	+0.995	14:08:23.869
11	1:37.399	+0.824	14:10:01.268
12	1:37.455	+0.880	14:11:38.723

(21) Lindstedt Iira

Lap	Lap Tm	Diff	Time of Day
1	1:42.208	+4.161	13:53:47.435
2	1:38.728	+0.681	13:55:26.163
3	1:38.928	+0.881	13:57:05.091
4	1:38.397	+0.350	13:58:43.488
5	1:38.648	+0.601	14:00:22.136
6	1:38.253	+0.206	14:02:00.389
7	1:38.715	+0.668	14:03:39.104
8	1:38.111	+0.064	14:05:17.215
9	1:38.201	+0.154	14:06:55.416
10	1:38.497	+0.450	14:08:33.913
11	1:38.047		14:10:11.960
12	1:38.334	+0.287	14:11:50.294

(311) Uotila Timo

Lap	Lap Tm	Diff	Time of Day
1	1:41.795	+6.449	13:53:45.160
2	1:38.040	+2.694	13:55:23.200
3	1:36.181	+0.835	13:56:59.381
4	1:35.346		13:58:34.727
5	1:35.865	+0.519	14:00:10.592
6	1:36.012	+0.666	14:01:46.604
7	1:36.636	+1.290	14:03:23.240
8	1:38.861	+3.515	14:05:02.101
9	1:37.932	+2.586	14:06:40.033

(15) Nykänen Aapo

Lap	Lap Tm	Diff	Time of Day
1	1:40.901	+5.233	13:53:43.713
2	1:38.255	+2.587	13:55:21.968
3	1:35.668		13:56:57.636
4	1:36.065	+0.397	13:58:33.701
5	1:36.007	+0.339	14:00:09.708
6	1:36.096	+0.428	14:01:45.804
7	1:36.610	+0.942	14:03:22.414

Lap Lap Tm Diff Time of Day

Lap Lap Tm Diff Time of Day

FTCC/Rata-SM Alastaro

V1600

Alastaro Circuit 2,721 km

V1600 Lähtö 2

24.9.2017 13:50

Race (12 Laps) started at 13:50:05

Lap	Lap Tm	Diff	Time of Day
1	1:40.781	+4.673	13:51:51.673
2	1:36.473	+0.365	13:53:28.146
3	1:38.168	+2.060	13:55:06.314
4	1:37.370	+1.262	13:56:43.684
5	1:36.108		13:58:19.792
6	1:38.002	+1.894	13:59:57.794
7	1:37.678	+1.570	14:01:35.472
8	1:37.142	+1.034	14:03:12.614
9	1:37.040	+0.932	14:04:49.654
10	1:37.097	+0.989	14:06:26.751
11	1:37.622	+1.514	14:08:04.373
12	1:36.471	+0.363	14:09:40.844

(24) Syrjälä Jonne

Lap	Lap Tm	Diff	Time of Day
1	1:41.571	+5.192	13:51:53.935
2	1:36.692	+0.313	13:53:30.627
3	1:37.130	+0.751	13:55:07.757
4	1:36.480	+0.101	13:56:44.237
5	1:36.379		13:58:20.616
6	1:36.938	+0.559	13:59:57.554
7	1:36.870	+0.491	14:01:34.424
8	1:36.741	+0.362	14:03:11.165
9	1:37.344	+0.965	14:04:48.509
10	1:38.014	+1.635	14:06:26.523
11	1:37.657	+1.278	14:08:04.180
12	1:38.020	+1.641	14:09:42.200

(21) Lindstedt Iira

Lap	Lap Tm	Diff	Time of Day
1	1:43.365	+4.794	13:51:56.317
2	1:38.990	+0.419	13:53:35.307
3	1:39.024	+0.453	13:55:14.331
4	1:38.874	+0.303	13:56:53.205
5	1:39.007	+0.436	13:58:32.212
6	1:39.084	+0.513	14:00:11.296
7	1:38.894	+0.323	14:01:50.190
8	1:38.665	+0.094	14:03:28.855
9	1:38.579	+0.008	14:05:07.434
10	1:39.108	+0.537	14:06:46.542
11	1:38.571		14:08:25.113
12	1:39.185	+0.614	14:10:04.298

(17) Vekka Linda

Lap	Lap Tm	Diff	Time of Day
1	1:41.229	+5.719	13:51:51.231
2	1:35.510		13:53:26.741
3	1:35.574	+0.064	13:55:02.315
4	1:36.189	+0.679	13:56:38.504
5	1:36.742	+1.232	13:58:15.246

Lap Lap Tm Diff Time of Day

Lap Lap Tm Diff Time of Day