

**Superkrossi karikavõistluste VI etapp****Sorted on Best Lap time**

Formula 1300, Formula 1600

auto24ring www.auto24ring.ee 3,170 km

treeningsõit + kvalifikatsioon - 10 minutit

22.06.2014 10:45

Practice started at 10:48:11

Pos	No.	Name	Nat	Class	Car	Best Tm	Diff	Laps	In Lap
1	80	Jaak KUUL	EST	Formula	Estonia 21-10	1:23.948		6	6
2	9	Egidijus GUTARAVICIUS	LTU	Formula	MCA T801	1:24.311	0.363	7	6
3	14	Albertas PUNDYS	LTU	Formula	Estonia 21-10	1:28.377	4.429	7	7
4	10	Taavi KROON	EST	Formula	Estonia 21	1:29.508	5.560	5	4
5	32	Indulis RUKUTS	LAT	Formula	Rukuts 3 / Kavor	1:29.582	5.634	7	6
6	24	Toms ROBERDS	LAT	Formula	Estonia 21-10	1:36.609	12.661	6	5
7	19	Ingus ZIRNITS	LAT	Formula	Estonia 21	1:52.940	28.992	5	2
8	71	Toivo NINNAS	EST	Formula	Estonia Easter	1:54.639	30.691	4	4
9	73	Ain LÄHKER	EST	Formula	Estonia 25				0

Not classified

DNS	8	Viatcheslav SHUMILOV	RUS	Formula	Estonia 21-10				0
-----	---	----------------------	-----	---------	---------------	--	--	--	---

Korraldaja: MTÜ Erki Sport

www.superkross.ee

Orbits

Võistluse direktor: Eiki Eriste

Võistluse juht: Erko Eriste

Võistluse ajamõõtja: Asper Leppik

Tulemused ja ringiajad: www.mylaps.ee

Printed: 23.06.2014 21:27:33





# Superkrossi karikavõistluste VI etapp


Formula 1300, Formula 1600

auto24ring www.auto24ring.ee 3,170 km

treeningsõit + kvalifikatsioon - 10 minutit

22.06.2014 10:45

Practice started at 10:48:11



Lap	Lap Tm	Diff	Gap	Speed
<b>(80) Jaak KUUL</b>				
1	<b>2:00.617</b>	+36.669		94,613529
2	<b>1:44.720</b>	+20.772	-15.897	108,976318
3	<b>1:29.320</b>	+5.372	-15.400	127,765338
4	<b>1:24.612</b>	+0.664	-4.708	134,874486
5	<b>1:24.086</b>	+0.138	-0.526	135,718193
6	<b>1:23.948</b>		-0.138	135,941297
<b>Best Tm: 1:23.948</b>				

Lap	Lap Tm	Diff	Gap	Speed
<b>(9) Egidijus GUTARAVICIUS</b>				
1	<b>1:44.646</b>	+20.335		109,053380
2	<b>1:29.800</b>	+5.489	-14.846	127,082405
3	<b>1:27.087</b>	+2.776	-2.713	131,041372
4	<b>1:24.402</b>	+0.091	-2.685	135,210066
5	<b>1:26.023</b>	+1.712	+1.621	132,662195
6	<b>1:24.311</b>		-1.712	135,356003
7	<b>1:24.716</b>	+0.405	+0.405	134,708910
<b>Best Tm: 1:24.311</b>				

Lap	Lap Tm	Diff	Gap	Speed
<b>(14) Albertas PUNDYS</b>				
1	<b>1:39.858</b>	+11.481		114,282281
2	<b>1:32.328</b>	+3.951	-7.530	123,602807
3	<b>1:41.093</b>	+12.716	+8.765	112,886154
4	<b>1:29.412</b>	+1.035	-11.681	127,633875
5	<b>1:28.772</b>	+0.395	-0.640	128,554049
6	<b>1:29.997</b>	+1.620	+1.225	126,804227
7	<b>1:28.377</b>		-1.620	129,128619
<b>Best Tm: 1:28.377</b>				

Lap	Lap Tm	Diff	Gap	Speed
<b>(10) Taavi KROON</b>				
1	<b>1:39.383</b>	+9.875		114,828492
2	<b>1:32.002</b>	+2.494	-7.381	124,040782
3	<b>1:30.110</b>	+0.602	-1.892	126,645211
4	<b>1:29.508</b>		-0.602	127,496984
5	<b>1:30.494</b>	+0.986	+0.986	126,107808
<b>Best Tm: 1:29.508</b>				

Lap	Lap Tm	Diff	Gap	Speed
<b>(32) Indulis RUKUTS</b>				
1	<b>1:39.567</b>	+9.985		114,616289
2	<b>1:34.298</b>	+4.716	-5.269	121,020594
3	<b>1:33.203</b>	+3.621	-1.095	122,442411
4	<b>1:32.131</b>	+2.549	-1.072	123,867102
5	<b>1:31.224</b>	+1.642	-0.907	125,098658
6	<b>1:29.582</b>		-1.642	127,391664
7	<b>1:56.365</b>	+26.783	+26.783	98,070726
<b>Best Tm: 1:29.582</b>				

Lap	Lap Tm	Diff	Gap	Speed
<b>(24) Toms ROBERDS</b>				
1	<b>1:44.109</b>	+7.500		109,615883
2	<b>1:37.543</b>	+0.934	-6.566	116,994556
3	<b>1:39.522</b>	+2.913	+1.979	114,668114
4	<b>1:36.905</b>	+0.296	-2.617	117,764821
5	<b>1:36.609</b>		-0.296	118,125640
6	<b>1:37.983</b>	+1.374	+1.374	116,469183
<b>Best Tm: 1:36.609</b>				

Lap	Lap Tm	Diff	Gap	Speed
<b>(19) Ingus ZIRNITS</b>				
1	<b>2:17.482</b>	+24.542		83,007230
2	<b>1:52.940</b>		-24.542	101,044803
3	<b>1:53.856</b>	+0.916	+0.916	100,231872
4	<b>1:56.035</b>	+3.095	+2.179	98,349636
5	<b>1:56.189</b>	+3.249	+0.154	98,219281
<b>Best Tm: 1:52.940</b>				

Lap	Lap Tm	Diff	Gap	Speed
<b>(71) Toivo NINNAS</b>				
1	<b>2:12.059</b>	+17.420		86,415920
2	<b>2:02.356</b>	+7.717	-9.703	93,268822
3	<b>1:56.843</b>	+2.204	-5.513	97,669522
4	<b>1:54.639</b>		-2.204	99,547274
<b>Best Tm: 1:54.639</b>				

Lap	Lap Tm	Diff	Gap	Speed
<b>(73) Ain LÄHKER</b>				
<b>Best Tm:</b>				

Lap	Lap Tm	Diff	Gap	Speed
<b>(8) Viatcheslav SHUMILOV</b>				
<b>Best Tm:</b>				



# Superkrossi karikavõistluste VI etapp


Formula 1300, Formula 1600

auto24ring www.auto24ring.ee 3,170 km

treeningsõit + kvalifikatsioon - 10 minutit

22.06.2014 10:45

Practice started at 10:48:11



POLE POSITION

## Standing Start

- 1
- 2
- 3
- 4
- 5

<b>1</b>	<b>80 Jaak KUUL</b> 1:23.948 Estonia 21-10
<b>3</b>	<b>14 Albertas PUNDYS</b> 1:28.377 Estonia 21-10
<b>5</b>	<b>32 Indulis RUKUTS</b> 1:29.582 Rukuts 3 / Kavor
<b>7</b>	<b>19 Ingus ZIRNITS</b> 1:52.940 Estonia 21
<b>9</b>	<b>73 Ain LÄHKER</b> Estonia 25

<b>2</b>	<b>9 Egidijus GUTARAVICIUS</b> 1:24.311 MCA T801
<b>4</b>	<b>10 Taavi KROON</b> 1:29.508 Estonia 21
<b>6</b>	<b>24 Toms ROBERDS</b> 1:36.609 Estonia 21-10
<b>8</b>	<b>71 Toivo NINNAS</b> 1:54.639 Estonia Easter
<b>10</b>	<b>8 Viatcheslav SHUMILOV</b> Estonia 21-10





# Superkrossi karikavõistluste VI etapp

Sorted on Laps

Formula 1300, Formula 1600

auto24ring www.auto24ring.ee 3,170 km

1. finaal - 10 ringi

22.06.2014 12:15

Race started at 12:48:11

Pos	No.	Name	Car	Laps	Total Tm	Diff	Best Tm	In Lap	Best Speed	Points
1	80	<b>Jaak KUUL</b>	Estonia 21-10	10	14:03.454		<b>1:22.817</b>	7	137,798	1
2	32	<b>Indulis RUKUTS</b>	Rukuts 3 / Kavor	10	14:49.811	46.357	<b>1:26.091</b>	7	132,557	2
3	10	<b>Taavi KROON</b>	Estonia 21	10	14:53.382	49.928	<b>1:27.570</b>	6	130,319	3
4	24	<b>Toms ROBERDS</b>	Estonia 21-10	9	14:43.195	1 Lap	<b>1:34.344</b>	3	120,962	4
5	19	<b>Ingus ZIRNITS</b>	Estonia 21	9	15:35.807	1 Lap	<b>1:41.630</b>	2	112,290	5
6	9	<b>Egidijus GUTARAVICIUS</b>	MCA T801	8	11:15.522	2 Laps	<b>1:21.860</b>	6	139,409	6
7	8	<b>Viatcheslav SHUMILOV</b>	Estonia 21-10	8	14:44.323	2 Laps	<b>1:34.981</b>	8	120,150	7
8	71	<b>Toivo NINNAS</b>	Estonia Easter	8	15:42.375	2 Laps	<b>1:52.207</b>	8	101,705	8

Not classified (75% = 8 Laps)

DNF	14	<b>Albertas PUNDYS</b>	Estonia 21-10	1	1:33.817	DNF	<b>1:32.356</b>	1	123,565	20
DNS	73	<b>Ain LÄHKER</b>	Estonia 25		0.000	DNS		0	-	20

Margin of Victory	Avg. Speed	Best Lap Tm	Best Speed	Best Lap by
46.357	135,301	1:21.860	139,409	9 - Egidijus GUTARAVICIUS

Korraldaja: MTÜ Erki Sport

www.superkross.ee

Orbits

Võistluse direktor: Eiki Eriste

Võistluse juht: Erko Eriste

Võistluse ajamõõtja: Asper Leppik

Tulemused ja ringiajad: www.mylaps.ee

Printed: 23.06.2014 21:28:15





# Superkrossi karikavõistluste VI etapp


Formula 1300, Formula 1600

auto24ring www.auto24ring.ee 3,170 km

1. finaal - 10 ringi

22.06.2014 12:15

Race started at 12:48:11



Lap	Lap Tm	Diff	Gap	Speed
-----	--------	------	-----	-------

(80) Jaak KUUL

1	<b>1:28.594</b>	+5.777		128,812335
2	<b>1:23.283</b>	+0.466	-5.311	137,026764
3	<b>1:23.402</b>	+0.585	+0.119	136,831251
4	<b>1:23.166</b>	+0.349	-0.236	137,219537
5	<b>1:23.797</b>	+0.980	+0.631	136,186260
6	<b>1:26.412</b>	+3.595	+2.615	132,064991
7	<b>1:22.817</b>		-3.595	137,797795
8	<b>1:24.580</b>	+1.763	+1.763	134,925514
9	<b>1:24.215</b>	+1.398	-0.365	135,510301
10	<b>1:23.188</b>	+0.371	-1.027	137,183248

Best Tm: 1:22.817

(32) Indulis RUKUTS

1	<b>1:33.822</b>	+7.731		121,634585
2	<b>1:29.574</b>	+3.483	-4.248	127,403041
3	<b>1:28.888</b>	+2.797	-0.686	128,386284
4	<b>1:30.051</b>	+3.960	+1.163	126,728187
5	<b>1:27.681</b>	+1.590	-2.370	130,153625
6	<b>1:27.068</b>	+0.977	-0.613	131,069968
7	<b>1:26.091</b>		-0.977	132,557410
8	<b>1:28.848</b>	+2.757	+2.757	128,444084
9	<b>1:27.704</b>	+1.613	-1.144	130,119493
10	<b>1:28.310</b>	+2.219	+0.606	129,226588

Best Tm: 1:26.091

(10) Taavi KROON

1	<b>1:34.634</b>	+7.064		120,590908
2	<b>1:29.275</b>	+1.705	-5.359	127,829740
3	<b>1:29.171</b>	+1.601	-0.104	127,978827
4	<b>1:28.445</b>	+0.875	-0.726	129,029340
5	<b>1:29.314</b>	+1.744	+0.869	127,773921
6	<b>1:27.570</b>		-1.744	130,318602
7	<b>1:27.958</b>	+0.388	+0.388	129,743741
8	<b>1:28.680</b>	+1.110	+0.722	128,687415
9	<b>1:28.437</b>	+0.867	-0.243	129,041012
10	<b>1:27.986</b>	+0.416	-0.451	129,702453

Best Tm: 1:27.570

(24) Toms ROBERDS

1	<b>1:39.121</b>	+4.777		115,132010
2	<b>1:36.824</b>	+2.480	-2.297	117,863340
3	<b>1:34.344</b>		-2.480	120,961587
4	<b>1:35.139</b>	+0.795	+0.795	119,950809
5	<b>1:36.198</b>	+1.854	+1.059	118,630325
6	<b>1:34.655</b>	+0.311	-1.543	120,564154
7	<b>1:49.774</b>	+15.430	+15.119	103,959043

Lap	Lap Tm	Diff	Gap	Speed
-----	--------	------	-----	-------

8	<b>1:38.456</b>	+4.112	-11.318	115,909645
9	<b>1:35.746</b>	+1.402	-2.710	119,190358

Best Tm: 1:34.344

(19) Ingus ZIRNITS

1	<b>1:43.625</b>	+1.995		110,127865
2	<b>1:41.630</b>		-1.995	112,289678
3	<b>1:43.097</b>	+1.467	+1.467	110,691873
4	<b>1:41.657</b>	+0.027	-1.440	112,259854
5	<b>1:44.377</b>	+2.747	+2.720	109,334432
6	<b>1:43.112</b>	+1.482	-1.265	110,675770
7	<b>1:43.443</b>	+1.813	+0.331	110,321626
8	<b>1:45.758</b>	+4.128	+2.315	107,906730
9	<b>1:44.629</b>	+2.999	-1.129	109,071099

Best Tm: 1:41.630

(9) Egidijus GUTARAVICIUS

1	<b>1:27.373</b>	+5.513		130,612432
2	<b>1:22.937</b>	+1.077	-4.436	137,598418
3	<b>1:22.036</b>	+0.176	-0.901	139,109659
4	<b>1:22.969</b>	+1.109	+0.933	137,545348
5	<b>1:22.372</b>	+0.512	-0.597	138,542223
6	<b>1:21.860</b>		-0.512	139,408747
7	<b>1:25.864</b>	+4.004	+4.004	132,907854
8	<b>1:29.212</b>	+7.352	+3.348	127,920011

Best Tm: 1:21.860

(8) Viatcheslav SHUMILOV

1	<b>1:59.890</b>	+24.909		95,187255
2	<b>1:59.884</b>	+24.903	-0.006	95,192019
3	<b>2:01.399</b>	+26.418	+1.515	94,004069
4	<b>1:58.713</b>	+23.732	-2.686	96,131005
5	<b>1:47.772</b>	+12.791	-10.941	105,890213
6	<b>1:39.442</b>	+4.461	-8.330	114,760363
7	<b>1:35.000</b>	+0.019	-4.442	120,126316
8	<b>1:34.981</b>		-0.019	120,150346

Best Tm: 1:34.981

(71) Toivo NINNAS

1	<b>2:01.004</b>	+8.797		94,310932
2	<b>2:00.901</b>	+8.694	-0.103	94,391279
3	<b>2:01.937</b>	+9.730	+1.036	93,589313
4	<b>1:59.126</b>	+6.919	-2.811	95,797727
5	<b>1:54.285</b>	+2.078	-4.841	99,855624
6	<b>1:52.488</b>	+0.281	-1.797	101,450821
7	<b>1:54.087</b>	+1.880	+1.599	100,028925
8	<b>1:52.207</b>		-1.880	101,704885

Lap	Lap Tm	Diff	Gap	Speed
-----	--------	------	-----	-------

Best Tm: 1:52.207

(14) Albertas PUNDYS

1	<b>1:32.356</b>			123,565334
---	-----------------	--	--	------------

Best Tm: 1:32.356

(73) Ain LÄHKER

Best Tm:

Korraldaja: MTÜ Erki Sport

www.superkross.ee

Orbits

Võistluse direktor: Eiki Eriste

Võistluse juht: Erko Eriste

Võistluse ajamõõtja: Asper Leppik

Tulemused ja ringiajad: www.mylaps.ee

Printed: 23.06.2014 21:28:41

MYLAPS  
SPORTS TIMING



# Superkrossi karikavõistluste VI etapp

## Lapchart

Formula 1300, Formula 1600

auto24ring www.auto24ring.ee 3,170 km

1. finaal - 10 ringi

22.06.2014 12:15

Race started at 12:48:11

Competitors	Laps											
	0	1	2	3	4	5	6	7	8	9	10	
Jaak KUUL (80)	1	80	9	9	9	9	9	9	9	9	80	80
Egidijus GUTARAVICIUS (9)	2	9	80	80	80	80	80	80	80	80	32	32
Albertas PUNDYS (14)	3	14	14	32	32	10	32	32	32	32	10	10
Indulis RUKUTS (32)	4	32	32	10	10	32	10	10	10	10	24	
Taavi KROON (10)	5	10	10	24	24	24	24	24	24	24	19	
Toms ROBERDS (24)	6	24	24	19	19	19	19	19	19	19		
Ingus ZIRNITS (19)	7	19	19	8	8	8	8	8	8	8		
Toivo NINNAS (71)	8	71	8	71	71	71	71	71	71	71		
Viatcheslav SHUMILOV (8)	9	8	71									
Ain LÄHKER (73)	10	73										

Korraldaja: MTÜ Erki Sport

www.superkross.ee

Orbits

Võistluse direktor: Eiki Eriste

Võistluse juht: Erko Eriste

Võistluse ajamõõtja: Asper Leppik

Tulemused ja ringiajad: www.mylaps.ee

Printed: 23.06.2014 21:28:49





# Superkrossi karikavõistluste VI etapp

Formula 1300, Formula 1600

auto24ring www.auto24ring.ee 3,170 km

2. finaal - stardi järjestus

22.06.2014 12:15

Race started at 12:48:11

POLE POSITION

## Standing Start

1  
2  
3  
4  
5

<b>1</b>	<b>9 Egidijus GUTARAVICIUS</b> 1:21.860 MCA T801
<b>2</b>	<b>32 Indulis RUKUTS</b> 1:26.091 Rukuts 3 / Kavor
<b>3</b>	<b>14 Albertas PUNDYS</b> 1:32.356 Estonia 21-10
<b>4</b>	<b>8 Viatcheslav SHUMILOV</b> 1:34.981 Estonia 21-10
<b>5</b>	<b>71 Toivo NINNAS</b> 1:52.207 Estonia Easter

<b>2</b>	<b>80 Jaak KUUL</b> 1:22.817 Estonia 21-10
<b>4</b>	<b>10 Taavi KROON</b> 1:27.570 Estonia 21
<b>6</b>	<b>24 Toms ROBERDS</b> 1:34.344 Estonia 21-10
<b>8</b>	<b>19 Ingus ZIRNITS</b> 1:41.630 Estonia 21
<b>10</b>	<b>73 Ain LÄHKER</b> Estonia 25





# Superkrossi karikavõistluste VI etapp

Sorted on Laps

Formula 1300, Formula 1600

auto24ring www.auto24ring.ee 3,170 km

2. finaal - 10 ringi

22.06.2014 13:45

Race (10 Laps) started at 15:28:31

Pos	No.	Name	Car	Laps	Total Tm	Diff	Best Tm	In Lap	Best Speed	Points
1	80	<b>Jaak KUUL</b>	Estonia 21-10	10	14:25.347		<b>1:24.200</b>	6	135,534	1
2	32	<b>Indulis RUKUTS</b>	Rukuts 3 / Kavor	10	14:41.205	15.858	<b>1:26.983</b>	5	131,198	2
3	10	<b>Taavi KROON</b>	Estonia 21	10	14:51.501	26.154	<b>1:28.010</b>	7	129,667	3
4	24	<b>Toms ROBERDS</b>	Estonia 21-10	9	14:43.374	1 Lap	<b>1:36.247</b>	3	118,570	4
5	19	<b>Ingus ZIRNITS</b>	Estonia 21	9	15:25.884	1 Lap	<b>1:38.490</b>	2	115,870	5
6	71	<b>Toivo NINNAS</b>	Estonia Easter	8	15:28.373	2 Laps	<b>1:46.059</b>	8	107,600	6

Not classified (75% = 8 Laps)

DNS	9	<b>Egidijus GUTARAVICIUS</b>	MCA T801		0.000	DNS		0	-	20
DNS	8	<b>Viatcheslav SHUMILOV</b>	Estonia 21-10		0.000	DNS		0	-	20
DNS	14	<b>Albertas PUNDYS</b>	Estonia 21-10		0.000	DNS		0	-	20
DNS	73	<b>Ain LÄHKER</b>	Estonia 25		0.000	DNS		0	-	20

Margin of Victory	Avg. Speed	Best Lap Tm	Best Speed	Best Lap by
15.858	131,878	1:24.200	135,534	80 - Jaak KUUL

Korraldaja: MTÜ Erki Sport

www.superkross.ee

Orbits

Võistluse direktor: Eiki Eriste

Võistluse juht: Erko Eriste

Võistluse ajamõõtja: Asper Leppik

Tulemused ja ringiajad: www.mylaps.ee

Printed: 23.06.2014 21:29:47







# Superkrossi karikavõistluste VI etapp


Formula 1300, Formula 1600

auto24ring www.auto24ring.ee 3,170 km

2. finaal - 10 ringi

22.06.2014 13:45

Race (10 Laps) started at 15:28:31



Lap	Lap Tm	Diff	Gap	Speed
-----	--------	------	-----	-------

(80) Jaak KUUL

1	<b>1:28.924</b>	+4.724		128,334308
2	<b>1:25.708</b>	+1.508	-3.216	133,149764
3	<b>1:25.837</b>	+1.637	+0.129	132,949660
4	<b>1:25.459</b>	+1.259	-0.378	133,537720
5	<b>1:25.318</b>	+1.118	-0.141	133,758410
6	<b>1:24.200</b>		-1.118	135,534442
7	<b>1:28.589</b>	+4.389	+4.389	128,819605
8	<b>1:27.958</b>	+3.758	-0.631	129,743741
9	<b>1:26.026</b>	+1.826	-1.932	132,657569
10	<b>1:27.328</b>	+3.128	+1.302	130,679736

Best Tm: 1:24.200

(32) Indulis RUKUTS

1	<b>1:32.227</b>	+5.244		123,738168
2	<b>1:28.335</b>	+1.352	-3.892	129,190015
3	<b>1:27.854</b>	+0.871	-0.481	129,897330
4	<b>1:27.046</b>	+0.063	-0.808	131,103095
5	<b>1:26.983</b>		-0.063	131,198050
6	<b>1:27.217</b>	+0.234	+0.234	130,846051
7	<b>1:26.992</b>	+0.009	-0.225	131,184477
8	<b>1:28.903</b>	+1.920	+1.911	128,364622
9	<b>1:27.988</b>	+1.005	-0.915	129,699504
10	<b>1:27.363</b>	+0.380	-0.625	130,627382

Best Tm: 1:26.983

(10) Taavi KROON

1	<b>1:32.685</b>	+4.675		123,126720
2	<b>1:28.943</b>	+0.933	-3.742	128,306893
3	<b>1:28.266</b>	+0.256	-0.677	129,291007
4	<b>1:28.498</b>	+0.488	+0.232	128,952067
5	<b>1:28.881</b>	+0.871	+0.383	128,396395
6	<b>1:28.569</b>	+0.559	-0.312	128,848694
7	<b>1:28.010</b>		-0.559	129,667083
8	<b>1:29.035</b>	+1.025	+1.025	128,174313
9	<b>1:28.639</b>	+0.629	-0.396	128,746940
10	<b>1:29.111</b>	+1.101	+0.472	128,064998

Best Tm: 1:28.010

(24) Toms ROBERDS

1	<b>1:40.367</b>	+4.120		113,702711
2	<b>1:37.365</b>	+1.118	-3.002	117,208442
3	<b>1:36.247</b>		-1.118	118,569929
4	<b>1:37.097</b>	+0.850	+0.850	117,531953
5	<b>1:36.816</b>	+0.569	-0.281	117,873079
6	<b>1:38.127</b>	+1.880	+1.311	116,298267
7	<b>1:36.429</b>	+0.182	-1.698	118,346141

Lap	Lap Tm	Diff	Gap	Speed
-----	--------	------	-----	-------

8	<b>1:38.507</b>	+2.260	+2.078	115,849635
9	<b>1:40.235</b>	+3.988	+1.728	113,852447

Best Tm: 1:36.247

(19) Ingus ZIRNITS

1	<b>1:41.187</b>	+2.697		112,781286
2	<b>1:38.490</b>		-2.697	115,869631
3	<b>1:38.958</b>	+0.468	+0.468	115,321652
4	<b>1:41.789</b>	+3.299	+2.831	112,114276
5	<b>1:41.898</b>	+3.408	+0.109	111,994347
6	<b>1:44.509</b>	+6.019	+2.611	109,196337
7	<b>1:44.499</b>	+6.009	-0.010	109,206787
8	<b>1:46.245</b>	+7.755	+1.746	107,412114
9	<b>1:43.732</b>	+5.242	-2.513	110,014268

Best Tm: 1:38.490

(71) Toivo NINNAS

1	<b>1:58.478</b>	+12.419		96,321680
2	<b>1:59.009</b>	+12.950	+0.531	95,891907
3	<b>1:59.903</b>	+13.844	+0.894	95,176935
4	<b>1:56.624</b>	+10.565	-3.279	97,852929
5	<b>1:55.185</b>	+9.126	-1.439	99,075400
6	<b>1:55.443</b>	+9.384	+0.258	98,853980
7	<b>1:51.405</b>	+5.346	-4.038	102,437054
8	<b>1:46.059</b>		-5.346	107,600487

Best Tm: 1:46.059

(9) Egidijus GUTARAVICIUS

Best Tm:

(8) Viatcheslav SHUMILOV

Best Tm:

(14) Albertas PUNDYS

Best Tm:

(73) Ain LÄHKER

Best Tm:

Korraldaja: MTÜ Erki Sport

www.superkross.ee

Orbits

Võistluse direktor: Eiki Eriste

Võistluse juht: Erko Eriste

Võistluse ajamõõtja: Asper Leppik

Tulemused ja ringiajad: www.mylaps.ee

Printed: 23.06.2014 21:29:55

**MYLAPS**  
SPORTS TIMING



# Superkrossi karikavõistluste VI etapp

Lapchart


Formula 1300, Formula 1600

auto24ring www.auto24ring.ee 3,170 km

2. finaal - 10 ringi

22.06.2014 13:45

Race (10 Laps) started at 15:28:31



Competitors	Laps											
	0	1	2	3	4	5	6	7	8	9	10	
Jaak KUUL (80)	1	80	80	80	80	80	80	80	80	80	80	80
Indulis RUKUTS (32)	2	32	32	32	32	32	32	32	32	32	32	32
Taavi KROON (10)	3	10	10	10	10	10	10	10	10	10	10	10
Toms ROBERDS (24)	4	24	24	24	24	24	24	24	24	24	24	24
Ingus ZIRNITS (19)	5	19	19	19	19	19	19	19	19	19	19	19
Toivo NINNAS (71)	6	71	71	71	71	71	71	71	71	71	71	71
Ain LÄHKER (73)	7	73										
Albertas PUNDYS (14)	8	14										
Viatcheslav SHUMILOV (8)	9	8										
Egidijus GUTARAVICIUS (9)	10	9										

Korraldaja: MTÜ Erki Sport

www.superkross.ee

Orbits

Võistluse direktor: Eiki Eriste

Võistluse juht: Erko Eriste

Võistluse ajamõõtja: Asper Leppik

Tulemused ja ringiajad: www.mylaps.ee

Printed: 23.06.2014 21:30:03





## Superkrossi karikavõistluste VI etapp

Formula 1300, Formula 1600

auto24ring www.auto24ring.ee 3,170 km

Formula 1300, Formula 1600 - 1 + 2 punktid

Pos	No.	Name	Nat	R1.	R2.	Total points	Car	Entrant
1	80	Jaak KUUL	EST	1	1	2	Estonia 21-10	Kuul Sport
2	32	Indulis RUKUTS	LAT	2	2	4	Rukuts 3 / Kavor	SABI
3	10	Taavi KROON	EST	3	3	6	Estonia 21	Erki Sport
4	24	Toms ROBERDS	LAT	4	4	8	Estonia 21-10	
5	19	Ingus ZIRNITS	LAT	5	5	10	Estonia 21	
6	71	Toivo NINNAS	EST	8	6	14	Estonia Easter	
7	9	Egidijus GUTARAVICIUS	LTU	6	20	26	MCA T801	
8	8	Viatcheslav SHUMILOV	RUS	7	20	27	Estonia 21-10	
DNF	14	Albertas PUNDYS	LTU	20	20	40	Estonia 21-10	
DNS	73	Ain LÄHKER	EST	20	20	40	Estonia 25	Erki Sport

Korraldaja: MTÜ Erki Sport

www.superkross.ee

Orbits

Võistluse direktor: Eiki Eriste

Võistluse juht: Erko Eriste

Võistluse ajamõõtja: Asper Leppik

Tulemused ja ringiajad: www.mylaps.ee

Printed: 23.06.2014 21:30:10

**MYLAPS**  
SPORTS TIMING