

Superkrossi karikavõistluste VII etapp
Sorted on Best Lap time
RAHVAKROSS, TAGAVEDU, ESIVEDU, NOORED
auto24ring, Audru, Estonia 3,170 km
Treeningsõit + kvalifikatsioonisõit - 15 minutit
21.06.2015 10:45
Practice started at 10:50:03

Pos	Name	Make	Best Tm	Diff	Laps	In Lap
1	Simo LIND	Opel Astra	1:33.394		7	5
2	Kaido ORAV	Volkswagen Golf II	1:34.364	0.970	6	4
3	Marko SAU	BMW 318	1:34.726	1.332	4	4
4	Andres ROHTLA	Volkswagen Golf II	1:35.181	1.787	7	6
5	Vahur KUPPER	Opel Kadett	1:35.353	1.959	5	2
6	Martin KUTSER	Volkswagen Golf II	1:36.031	2.637	8	6
7	Simo VIILAS	BMW 320	1:36.546	3.152	5	4
8	Kristofer LUPP	Mitsubishi Colt	1:37.230	3.836	8	8
9	Margus SUIGUSAAR	Opel Calibra	1:37.549	4.155	8	4
10	Mati HERDOJA	Ford Escort	1:37.978	4.584	7	6
11	Reigo KLEEMANN	BMW 318	1:38.247	4.853	8	6
12	Karol PERT	Volkswagen Golf II	1:38.527	5.133	8	7
13	Anti OSTROV	Volkswagen Golf II	1:40.194	6.800	8	6
14	Silver VIILAS	BMW 320	1:40.368	6.974	8	5
15	Alar TALIVEE	Lada 2106	1:40.368	6.974	5	2

Superkrossi karikavõistluste VII etapp
Sorted on Best Lap time
RAHVAKROSS, TAGAVEDU, ESIVEDU, NOORED
auto24ring, Audru, Estonia 3,170 km
Treeningsõit + kvalifikatsioonisõit - 15 minutit
21.06.2015 10:45
Practice started at 10:50:03

Pos	Name	Make	Best Tm	Diff	Laps	In Lap
16	Ivo UUTAR	Peugeot 205 GTI	1:40.864	7.470	5	5
17	Marko Andreas MURU	Honda Civic	1:41.253	7.859	8	6
18	Reimo AAS	Volkswagen Golf II	1:43.857	10.463	3	2
19	Meelis KIRST	BMW 318	1:44.561	11.167	5	4
20	Kevin MALTSEV	Lada Samara	1:47.937	14.543	3	1

Superkrossi karikavõistluste VII etapp
Sorted on Best Lap time
RAHVAKROSS, TAGAVEDU, ESIVEDU, NOORED
auto24ring, Audru, Estonia 3,170 km
Treeningsõit + kvalifikatsioonisõit - 15 minutit
21.06.2015 10:45
Practice started at 10:50:03

Pos	Name	Make	Best Tm	Diff	Laps	In Lap
-----	------	------	---------	------	------	--------

Esivedu

1	Simo LIND	Opel Astra	1:33.394		7	5
2	Kaido ORAV	Volkswagen Golf II	1:34.364	0.970	6	4
3	Andres ROHTLA	Volkswagen Golf II	1:35.181	1.787	7	6
4	Vahur KUPPER	Opel Kadett	1:35.353	1.959	5	2
5	Martin KUTSER	Volkswagen Golf II	1:36.031	2.637	8	6
6	Mati HERDOJA	Ford Escort	1:37.978	4.584	7	6
7	Anti OSTROV	Volkswagen Golf II	1:40.194	6.800	8	6

Noored

1	Kristofer LUPP	Mitsubishi Colt	1:37.230		8	8
2	Marko Andreas MURU	Honda Civic	1:41.253	4.023	8	6
3	Kevin MALTSEV	Lada Samara	1:47.937	10.707	3	1

Superkrossi karikavõistluste VII etapp
Sorted on Best Lap time
RAHVAKROSS, TAGAVEDU, ESIVEDU, NOORED
auto24ring, Audru, Estonia 3,170 km
Treeningsõit + kvalifikatsioonisõit - 15 minutit
21.06.2015 10:45
Practice started at 10:50:03

Pos	Name	Make	Best Tm	Diff	Laps	In Lap
Rahvakross						
1	Simo VIILAS	BMW 320	1:36.546		5	4
2	Margus SUIGUSAAR	Opel Calibra	1:37.549	1.003	8	4
3	Reigo KLEEMANN	BMW 318	1:38.247	1.701	8	6
4	Karol PERT	Volkswagen Golf II	1:38.527	1.981	8	7
5	Silver VIILAS	BMW 320	1:40.368	3.822	8	5
6	Alar TALIVEE	Lada 2106	1:40.368	3.822	5	2
7	Ivo UUTAR	Peugeot 205 GTI	1:40.864	4.318	5	5
8	Reimo AAS	Volkswagen Golf II	1:43.857	7.311	3	2
9	Meelis KIRST	BMW 318	1:44.561	8.015	5	4

Tagavedu

1	Marko SAU	BMW 318	1:34.726		4	4
---	------------------	---------	-----------------	--	---	---

Superkrossi karikavõistluste VII etapp

RAHVAKROSS, TAGAVEDU, ESIVEDU, NOORED

auto24ring, Audru, Estonia 3,170 km

Treeningsõit + kvalifikatsioonisõit - 15 minutit

21.06.2015 10:45

Practice started at 10:50:03

Lap	Lap Tm	Diff	Time of Day
(44) Simo LIND			
1	1:35.468	+2.074	10:51:46.698
2	1:33.539	+0.145	10:53:20.237
3	1:33.578	+0.184	10:54:53.815
4	1:34.369	+0.975	10:56:28.184
5	1:33.394		10:58:01.578
6	1:37.939	+4.545	10:59:39.517
7	1:34.228	+0.834	11:01:13.745

Lap	Lap Tm	Diff	Time of Day
(34) Kaido ORAV			
1	1:40.202	+5.838	10:52:12.433
2	1:34.714	+0.350	10:53:47.147
3	1:34.569	+0.205	10:55:21.716
4	1:34.364		10:56:56.080
5	1:35.514	+1.150	10:58:31.594
6	1:36.432	+2.068	11:00:08.026

Lap	Lap Tm	Diff	Time of Day
(36) Marko SAU			
1	1:43.209	+8.483	10:54:14.421
2	1:40.286	+5.560	10:55:54.707
3	1:34.960	+0.234	10:57:29.667
4	1:34.726		10:59:04.393

Lap	Lap Tm	Diff	Time of Day
(38) Andres ROHTLA			
1	1:43.853	+8.672	10:52:16.622
2	1:35.605	+0.424	10:53:52.227
3	1:35.806	+0.625	10:55:28.033
4	1:35.440	+0.259	10:57:03.473
5	1:36.479	+1.298	10:58:39.952
6	1:35.181		11:00:15.133
7	1:38.432	+3.251	11:01:53.565

Lap	Lap Tm	Diff	Time of Day
(37) Vahur KUPPER			
1	1:39.344	+3.991	10:51:55.914
2	1:35.353		10:53:31.267
3	1:35.438	+0.085	10:55:06.705
4	1:36.210	+0.857	10:56:42.915
5	1:36.176	+0.823	10:58:19.091

Lap	Lap Tm	Diff	Time of Day
(18) Martin KUTSER			

Lap	Lap Tm	Diff	Time of Day
1	1:40.022	+3.991	10:52:20.502
2	1:37.421	+1.390	10:53:57.923
3	1:50.000	+13.969	10:55:47.923
4	1:36.285	+0.254	10:57:24.208
5	1:50.443	+14.412	10:59:14.651
6	1:36.031		11:00:50.682
7	1:37.447	+1.416	11:02:28.129
8	1:36.173	+0.142	11:04:04.302

Lap	Lap Tm	Diff	Time of Day
(30) Simo VIILAS			
1	1:38.222	+1.676	10:53:13.914
2	1:37.146	+0.600	10:54:51.060
3	1:38.287	+1.741	10:56:29.347
4	1:36.546		10:58:05.893
5	1:38.075	+1.529	10:59:43.968

Lap	Lap Tm	Diff	Time of Day
(55) Kristofer LUPP			
1	2:01.317	+24.087	10:52:39.371
2	1:42.168	+4.938	10:54:21.539
3	1:42.636	+5.406	10:56:04.175
4	1:40.792	+3.562	10:57:44.967
5	1:37.254	+0.024	10:59:22.221
6	1:38.121	+0.891	11:01:00.342
7	1:39.714	+2.484	11:02:40.056
8	1:37.230		11:04:17.286

Lap	Lap Tm	Diff	Time of Day
(7) Margus SUIGUSAAR			
1	1:41.793	+4.244	10:51:59.104
2	1:38.147	+0.598	10:53:37.251
3	1:37.975	+0.426	10:55:15.226
4	1:37.549		10:56:52.775
5	1:37.973	+0.424	10:58:30.748
6	1:39.022	+1.473	11:00:09.770
7	1:37.801	+0.252	11:01:47.571
8	1:56.302	+18.753	11:03:43.873

Lap	Lap Tm	Diff	Time of Day
(35) Mati HERDOJA			
1	1:45.284	+7.306	10:52:16.744
2	1:41.071	+3.093	10:53:57.815
3	1:40.173	+2.195	10:55:37.988
4	1:38.668	+0.690	10:57:16.656

Lap	Lap Tm	Diff	Time of Day
5	1:38.821	+0.843	10:58:55.477
6	1:37.978		11:00:33.455
7	1:38.900	+0.922	11:02:12.355

Lap	Lap Tm	Diff	Time of Day
(24) Reigo KLEEMANN			
1	1:45.683	+7.436	10:52:10.830
2	1:39.945	+1.698	10:53:50.775
3	1:40.672	+2.425	10:55:31.447
4	1:38.983	+0.736	10:57:10.430
5	1:38.352	+0.105	10:58:48.782
6	1:38.247		11:00:27.029
7	1:38.970	+0.723	11:02:05.999
8	1:40.269	+2.022	11:03:46.268

Lap	Lap Tm	Diff	Time of Day
(4) Karol PERT			
1	1:48.923	+10.396	10:52:30.521
2	1:41.583	+3.056	10:54:12.104
3	1:51.579	+13.052	10:56:03.683
4	1:43.345	+4.818	10:57:47.028
5	1:38.684	+0.157	10:59:25.712
6	1:40.039	+1.512	11:01:05.751
7	1:38.527		11:02:44.278
8	1:51.184	+12.657	11:04:35.462

Lap	Lap Tm	Diff	Time of Day
(26.) Anti OSTROV			
1	1:48.943	+8.749	10:52:33.470
2	1:40.400	+0.206	10:54:13.870
3	1:42.405	+2.211	10:55:56.275
4	1:42.276	+2.082	10:57:38.551
5	1:41.287	+1.093	10:59:19.838
6	1:40.194		11:01:00.032
7	1:41.231	+1.037	11:02:41.263
8	1:40.643	+0.449	11:04:21.906

Lap	Lap Tm	Diff	Time of Day
(26) Silver VIILAS			
1	1:46.181	+5.813	10:52:36.252
2	1:40.558	+0.190	10:54:16.810
3	1:41.399	+1.031	10:55:58.209
4	1:40.462	+0.094	10:57:38.671
5	1:40.368		10:59:19.039
6	1:40.567	+0.199	11:00:59.606

Superkrossi karikavõistluste VII etapp

RAHVAKROSS, TAGAVEDU, ESIVEDU, NOORED

auto24ring, Audru, Estonia 3,170 km

Treeningsõit + kvalifikatsioonisõit - 15 minutit

21.06.2015 10:45

Practice started at 10:50:03

Lap	Lap Tm	Diff	Time of Day
7	1:40.423	+0.055	11:02:40.029
8	1:49.635	+9.267	11:04:29.664

(57) Alar TALIVEE

Lap	Lap Tm	Diff	Time of Day
1	1:44.740	+4.372	10:52:20.693
2	1:40.368		10:54:01.061
3	1:40.488	+0.120	10:55:41.549
4	1:41.156	+0.788	10:57:22.705
5	1:41.861	+1.493	10:59:04.566

(11) Ivo UUTAR

Lap	Lap Tm	Diff	Time of Day
1	1:45.009	+4.145	10:52:32.466
2	1:40.955	+0.091	10:54:13.421
3	1:42.609	+1.745	10:55:56.030
4	1:41.675	+0.811	10:57:37.705
5	1:40.864		10:59:18.569

(16) Marko Andreas MURU

Lap	Lap Tm	Diff	Time of Day
1	1:46.977	+5.724	10:52:08.052
2	1:46.996	+5.743	10:53:55.048
3	1:43.578	+2.325	10:55:38.626
4	1:44.584	+3.331	10:57:23.210
5	1:43.280	+2.027	10:59:06.490
6	1:41.253		11:00:47.743
7	1:42.340	+1.087	11:02:30.083
8	1:41.280	+0.027	11:04:11.363

(10) Reimo AAS

Lap	Lap Tm	Diff	Time of Day
1	1:47.768	+3.911	10:52:25.012
2	1:43.857		10:54:08.869
3	1:45.631	+1.774	10:55:54.500

(72) Meelis KIRST

Lap	Lap Tm	Diff	Time of Day
1	1:55.248	+10.687	10:52:24.592
2	1:45.502	+0.941	10:54:10.094
3	1:50.465	+5.904	10:56:00.559
4	1:44.561		10:57:45.120
5	1:47.048	+2.487	10:59:32.168

(27) Kevin MALTSEV

Lap	Lap Tm	Diff	Time of Day
1	1:47.937		10:55:52.672

Lap	Lap Tm	Diff	Time of Day
2	1:51.980	+4.043	10:57:44.652
3	1:51.266	+3.329	10:59:35.918

Lap	Lap Tm	Diff	Time of Day
-----	--------	------	-------------

Superkrossi karikavõistluste VII etapp
Sorted on Laps
RAHVAKROSS, TAGAVEDU, ESIVEDU, NOORED
auto24ring, Audru, Estonia 3,170 km
1. Finaal - 10 ringi
21.06.2015 12:15
Race started at 12:55:36

Pos	No.	Name	Make	Laps	Total Tm	Diff	Best Tm	In Lap	Points
1	44	Simo LIND	Opel Astra	10	15:42.760		1:33.736	6	1
2	38	Andres ROHTLA	Volkswagen Golf II	10	16:00.889	18.129	1:35.046	5	2
3	18	Martin KUTSER	Volkswagen Golf II	10	16:14.265	31.505	1:36.102	3	3
4	55	Kristofer LUPP	Mitsubishi Colt	10	16:17.573	34.813	1:36.304	5	1
5	7	Margus SUIGUSAAR	Opel Calibra	10	16:32.519	49.759	1:37.643	8	1
6	30	Simo VIILAS	BMW 320	10	16:37.803	55.043	1:38.019	4	2
7	24	Reigo KLEEMANN	BMW 318	10	16:44.514	1:01.754	1:38.793	8	3
8	4	Karol PERT	Volkswagen Golf II	10	16:46.469	1:03.709	1:39.072	6	4
9	26.	Anti OSTROV	Volkswagen Golf II	10	16:59.720	1:16.960	1:39.303	8	4
10	57	Alar TALIVEE	Lada 2106	10	17:03.302	1:20.542	1:40.541	5	5
11	27	Kevin MALTSEV	Lada Samara	10	17:11.466	1:28.706	1:41.334	2	2
12	11	Ivo UUTAR	Peugeot 205 GTI	10	17:13.183	1:30.423	1:40.554	8	6
DNF	37	Vahur KUPPER	Opel Kadett	9	14:31.214	DNF	1:35.923	5	5
14	72	Meelis KIRST	BMW 318	9	15:57.100	1 Lap	1:44.433	2	7

Margin of Victory	Avg. Speed	Best Lap Tm	Best Speed	Best Lap by
18.129	121,049	1:33.736	121,746	44 - Simo LIND

Korraldaja: MTÜ Erki Sport
www.superkross.ee
Orbits
Võistluse direktor: Eiki ERISTE
Võistluse juht: Erko ERISTE
Võistluse ajamõõtja: Asper LEPPIK Tulemused ja ringiajad: www.mylaps.ee
Printed: 23.06.2015 17:38:41


Superkrossi karikavõistluste VII etapp
Sorted on Laps
RAHVAKROSS, TAGAVEDU, ESIVEDU, NOORED
auto24ring, Audru, Estonia 3,170 km
1. Finaal - 10 ringi
21.06.2015 12:15
Race started at 12:55:36

Pos	No.	Name	Make	Laps	Total Tm	Diff	Best Tm	In Lap	Points
DNF	35	Mati HERDOJA	Ford Escort	8	13:19.433	DNF	1:38.273	5	6
DNF	26	Silver VIILAS	BMW 320	4	6:59.427	DNF	1:40.532	2	8
DNF	34	Kaido ORAV	Volkswagen Golf II	3	4:58.604	DNF	1:37.384	2	7
DNF	36	Marko SAU	BMW 318	1	1:40.158	DNF	1:39.270	1	1
DNF	16	Marko Andreas MURU	Honda Civic	1	2:00.185	DNF	1:53.392	1	3
DNF	10	Reimo AAS	Volkswagen Golf II		5.707	DNF		0	9

Margin of Victory
Avg. Speed
Best Lap Tm
Best Speed
Best Lap by

18.129

121,049

1:33.736

121,746

44 - Simo LIND

Korraldaja: MTÜ Erki Sport
www.superkross.ee
Orbits
Võistluse direktor: Eiki ERISTE
Võistluse juht: Erko ERISTE
Võistluse ajamõõtja: Asper LEPPIK Tulemused ja ringiajad: www.mylaps.ee
Printed: 23.06.2015 17:38:41


Superkrossi karikavõistluste VII etapp

Sorted on Laps

RAHVAKROSS, TAGAVEDU, ESIVEDU, NOORED

auto24ring, Audru, Estonia 3,170 km

1. Finaal - 10 ringi

21.06.2015 12:15

Race started at 12:55:36

Pos	No.	Name	Make	Laps	Total Tm	Diff	Best Tm	In Lap	Points
Esivedu									
1	44	Simo LIND	Opel Astra	10	15:42.760		1:33.736	6	1
2	38	Andres ROHTLA	Volkswagen Golf II	10	16:00.889	18.129	1:35.046	5	2
3	18	Martin KUTSER	Volkswagen Golf II	10	16:14.265	31.505	1:36.102	3	3
4	26.	Anti OSTROV	Volkswagen Golf II	10	16:59.720	1:16.960	1:39.303	8	4
DNF	37	Vahur KUPPER	Opel Kadett	9	14:31.214	DNF	1:35.923	5	5
DNF	35	Mati HERDOJA	Ford Escort	8	13:19.433	DNF	1:38.273	5	6
DNF	34	Kaido ORAV	Volkswagen Golf II	3	4:58.604	DNF	1:37.384	2	7

Noored

1	55	Kristofer LUPP	Mitsubishi Colt	10	16:17.573		1:36.304	5	1
2	27	Kevin MALTSEV	Lada Samara	10	17:11.466	53.893	1:41.334	2	2
DNF	16	Marko Andreas MURU	Honda Civic	1	2:00.185	DNF	1:53.392	1	3

Margin of Victory	Avg. Speed	Best Lap Tm	Best Speed	Best Lap by
18.129	121,049	1:33.736	121,746	44 - Simo LIND

Korraldaja: MTÜ Erki Sport

www.superkross.ee

Orbits

Võistluse direktor: Eiki ERISTE

Võistluse juht: Erko ERISTE

Võistluse ajamõõtja: Asper LEPPIK

Tulemused ja ringiajad: www.mylaps.ee

Printed: 23.06.2015 17:38:49



Superkrossi karikavõistluste VII etapp
Sorted on Laps
RAHVAKROSS, TAGAVEDU, ESIVEDU, NOORED
auto24ring, Audru, Estonia 3,170 km
1. Finaal - 10 ringi
21.06.2015 12:15
Race started at 12:55:36

Pos	No.	Name	Make	Laps	Total Tm	Diff	Best Tm	In Lap	Points
Rahvakross									
1	7	Margus SUIGUSAAR	Opel Calibra	10	16:32.519		1:37.643	8	1
2	30	Simo VIILAS	BMW 320	10	16:37.803	5.284	1:38.019	4	2
3	24	Reigo KLEEMANN	BMW 318	10	16:44.514	11.995	1:38.793	8	3
4	4	Karol PERT	Volkswagen Golf II	10	16:46.469	13.950	1:39.072	6	4
5	57	Alar TALIVEE	Lada 2106	10	17:03.302	30.783	1:40.541	5	5
6	11	Ivo UUTAR	Peugeot 205 GTI	10	17:13.183	40.664	1:40.554	8	6
7	72	Meelis KIRST	BMW 318	9	15:57.100	1 Lap	1:44.433	2	7
DNF	26	Silver VIILAS	BMW 320	4	6:59.427	DNF	1:40.532	2	8
DNF	10	Reimo AAS	Volkswagen Golf II		5.707	DNF		0	9

Tagavedu

DNF	36	Marko SAU	BMW 318	1	1:40.158	DNF	1:39.270	1	1
-----	----	------------------	---------	---	----------	-----	-----------------	---	---

Margin of Victory	Avg. Speed	Best Lap Tm	Best Speed	Best Lap by
18.129	121,049	1:33.736	121,746	44 - Simo LIND

Korraldaja: MTÜ Erki Sport
www.superkross.ee
Orbits
Võistluse direktor: Eiki ERISTE
Võistluse juht: Erko ERISTE
Võistluse ajamõõtja: Asper LEPPIK Tulemused ja ringiajad: www.mylaps.ee
Printed: 23.06.2015 17:38:49


Superkrossi karikavõistluste VII etapp

RAHVAKROSS, TAGAVEDU, ESIVEDU, NOORED

auto24ring, Audru, Estonia 3,170 km

1. Finaal - 10 ringi

21.06.2015 12:15

Race started at 12:55:36

Lap	Lap Tm	Diff	Time of Day
(44) Simo LIND			
1	1:35.713	+1.977	12:57:12.611
2	1:33.973	+0.237	12:58:46.584
3	1:33.813	+0.077	13:00:20.397
4	1:33.765	+0.029	13:01:54.162
5	1:34.379	+0.643	13:03:28.541
6	1:33.736		13:05:02.277
7	1:34.401	+0.665	13:06:36.678
8	1:34.140	+0.404	13:08:10.818
9	1:34.846	+1.110	13:09:45.664
10	1:33.994	+0.258	13:11:19.658

Lap	Lap Tm	Diff	Time of Day
(38) Andres ROHTLA			
1	1:37.017	+1.971	12:57:15.297
2	1:35.699	+0.653	12:58:50.996
3	1:35.999	+0.953	13:00:26.995
4	1:35.067	+0.021	13:02:02.062
5	1:35.046		13:03:37.108
6	1:35.055	+0.009	13:05:12.163
7	1:35.721	+0.675	13:06:47.884
8	1:35.917	+0.871	13:08:23.801
9	1:36.463	+1.417	13:10:00.264
10	1:37.523	+2.477	13:11:37.787

Lap	Lap Tm	Diff	Time of Day
(18) Martin KUTSER			
1	1:40.861	+4.759	12:57:19.525
2	1:36.310	+0.208	12:58:55.835
3	1:36.102		13:00:31.937
4	1:36.262	+0.160	13:02:08.199
5	1:36.103	+0.001	13:03:44.302
6	1:36.526	+0.424	13:05:20.828
7	1:36.741	+0.639	13:06:57.569
8	1:36.361	+0.259	13:08:33.930
9	1:36.481	+0.379	13:10:10.411
10	1:40.752	+4.650	13:11:51.163

Lap	Lap Tm	Diff	Time of Day
(55) Kristofer LUPP			
1	1:40.446	+4.142	12:57:20.099
2	1:37.146	+0.842	12:58:57.245
3	1:37.963	+1.659	13:00:35.208

Lap	Lap Tm	Diff	Time of Day
4	1:36.343	+0.039	13:02:11.551
5	1:36.304		13:03:47.855
6	1:36.429	+0.125	13:05:24.284
7	1:37.356	+1.052	13:07:01.640
8	1:37.286	+0.982	13:08:38.926
9	1:37.041	+0.737	13:10:15.967
10	1:38.504	+2.200	13:11:54.471

Lap	Lap Tm	Diff	Time of Day
(7) Margus SUIGUSAAR			
1	1:42.802	+5.159	12:57:22.547
2	1:40.096	+2.453	12:59:02.643
3	1:38.394	+0.751	13:00:41.037
4	1:38.454	+0.811	13:02:19.491
5	1:38.475	+0.832	13:03:57.966
6	1:38.386	+0.743	13:05:36.352
7	1:38.125	+0.482	13:07:14.477
8	1:37.643		13:08:52.120
9	1:38.508	+0.865	13:10:30.628
10	1:38.789	+1.146	13:12:09.417

Lap	Lap Tm	Diff	Time of Day
(30) Simo VIILAS			
1	1:44.181	+6.162	12:57:23.347
2	1:39.833	+1.814	12:59:03.180
3	1:38.889	+0.870	13:00:42.069
4	1:38.019		13:02:20.088
5	1:38.222	+0.203	13:03:58.310
6	1:39.306	+1.287	13:05:37.616
7	1:38.173	+0.154	13:07:15.789
8	1:39.282	+1.263	13:08:55.071
9	1:38.604	+0.585	13:10:33.675
10	1:41.026	+3.007	13:12:14.701

Lap	Lap Tm	Diff	Time of Day
(24) Reigo KLEEMANN			
1	1:43.643	+4.850	12:57:23.727
2	1:40.995	+2.202	12:59:04.722
3	1:39.319	+0.526	13:00:44.041
4	1:40.121	+1.328	13:02:24.162
5	1:39.155	+0.362	13:04:03.317
6	1:39.133	+0.340	13:05:42.450
7	1:39.058	+0.265	13:07:21.508
8	1:38.793		13:09:00.301

Lap	Lap Tm	Diff	Time of Day
9	1:39.305	+0.512	13:10:39.606
10	1:41.806	+3.013	13:12:21.412

Lap	Lap Tm	Diff	Time of Day
(4) Karol PERT			
1	1:41.329	+2.257	12:57:21.880
2	1:44.201	+5.129	12:59:06.081
3	1:41.925	+2.853	13:00:48.006
4	1:39.324	+0.252	13:02:27.330
5	1:39.264	+0.192	13:04:06.594
6	1:39.072		13:05:45.666
7	1:39.238	+0.166	13:07:24.904
8	1:39.561	+0.489	13:09:04.465
9	1:39.386	+0.314	13:10:43.851
10	1:39.516	+0.444	13:12:23.367

Lap	Lap Tm	Diff	Time of Day
(26.) Anti OSTROV			
1	1:50.561	+11.258	12:57:32.556
2	1:40.737	+1.434	12:59:13.293
3	1:39.487	+0.184	13:00:52.780
4	1:43.075	+3.772	13:02:35.855
5	1:40.242	+0.939	13:04:16.097
6	1:39.791	+0.488	13:05:55.888
7	1:39.572	+0.269	13:07:35.460
8	1:39.303		13:09:14.763
9	1:41.383	+2.080	13:10:56.146
10	1:40.472	+1.169	13:12:36.618

Lap	Lap Tm	Diff	Time of Day
(57) Alar TALIVEE			
1	1:43.285	+2.744	12:57:25.054
2	1:42.174	+1.633	12:59:07.228
3	1:41.204	+0.663	13:00:48.432
4	1:41.187	+0.646	13:02:29.619
5	1:40.541		13:04:10.160
6	1:41.395	+0.854	13:05:51.555
7	1:41.465	+0.924	13:07:33.020
8	1:40.954	+0.413	13:09:13.974
9	1:42.093	+1.552	13:10:56.067
10	1:44.133	+3.592	13:12:40.200

Lap	Lap Tm	Diff	Time of Day
(27) Kevin MALTSEV			
1	1:44.557	+3.223	12:57:28.536

Superkrossi karikavõistluste VII etapp

RAHVAKROSS, TAGAVEDU, ESIVEDU, NOORED

auto24ring, Audru, Estonia 3,170 km

1. Finaal - 10 ringi

21.06.2015 12:15

Race started at 12:55:36

Lap	Lap Tm	Diff	Time of Day
2	1:41.334		12:59:09.870
3	1:42.000	+0.666	13:00:51.870
4	1:43.556	+2.222	13:02:35.426
5	1:42.802	+1.468	13:04:18.228
6	1:42.036	+0.702	13:06:00.264
7	1:42.724	+1.390	13:07:42.988
8	1:41.773	+0.439	13:09:24.761
9	1:41.535	+0.201	13:11:06.296
10	1:42.068	+0.734	13:12:48.364

(11) Ivo UUTAR

1	1:49.100	+8.546	12:57:31.844
2	1:45.999	+5.445	12:59:17.843
3	1:42.636	+2.082	13:01:00.479
4	1:42.350	+1.796	13:02:42.829
5	1:41.781	+1.227	13:04:24.610
6	1:41.135	+0.581	13:06:05.745
7	1:40.576	+0.022	13:07:46.321
8	1:40.554		13:09:26.875
9	1:40.960	+0.406	13:11:07.835
10	1:42.246	+1.692	13:12:50.081

(37) Vahur KUPPER

1	1:38.223	+2.300	12:57:16.814
2	1:35.943	+0.020	12:58:52.757
3	1:36.770	+0.847	13:00:29.527
4	1:36.036	+0.113	13:02:05.563
5	1:35.923		13:03:41.486
6	1:36.253	+0.330	13:05:17.739
7	1:36.548	+0.625	13:06:54.287
8	1:36.510	+0.587	13:08:30.797
9	1:37.315	+1.392	13:10:08.112

(72) Meelis KIRST

1	1:49.796	+5.363	12:57:32.674
2	1:44.433		12:59:17.107
3	1:44.794	+0.361	13:01:01.901
4	1:44.706	+0.273	13:02:46.607
5	1:45.037	+0.604	13:04:31.644
6	1:45.217	+0.784	13:06:16.861
7	1:46.351	+1.918	13:08:03.212

Lap	Lap Tm	Diff	Time of Day
8	1:45.818	+1.385	13:09:49.030
9	1:44.968	+0.535	13:11:33.998

(35) Mati HERDOJA

1	1:43.564	+5.291	12:57:23.435
2	1:40.202	+1.929	12:59:03.637
3	1:39.122	+0.849	13:00:42.759
4	1:38.434	+0.161	13:02:21.193
5	1:38.273		13:03:59.466
6	1:39.300	+1.027	13:05:38.766
7	1:38.606	+0.333	13:07:17.372
8	1:38.959	+0.686	13:08:56.331

(26) Silver VIILAS

1	1:48.695	+8.163	12:57:30.476
2	1:40.532		12:59:11.008
3	1:41.406	+0.874	13:00:52.414
4	1:43.911	+3.379	13:02:36.325

(34) Kaido ORAV

1	1:37.786	+0.402	12:57:15.217
2	1:37.384		12:58:52.601
3	1:42.901	+5.517	13:00:35.502

(36) Marko SAU

1	1:39.270		12:57:17.056
---	-----------------	--	--------------

(16) Marko Andreas MURU

1	1:53.392		12:57:37.083
---	-----------------	--	--------------

Superkrossi karikavõistluste VII etapp

Lapchart


RAHVAKROSS, TAGAVEDU, ESIVEDU, NOORED

auto24ring, Audru, Estonia 3,170 km

1. Finaal - 10 ringi

21.06.2015 12:15

Race started at 12:55:36



Competitors	Laps											
	0	1	2	3	4	5	6	7	8	9	10	
Simo LIND (44)	1	44	44	44	44	44	44	44	44	44	44	44
Kaido ORAV (34)	2	34	34	38	38	38	38	38	38	38	38	38
Marko SAU (36)	3	36	38	34	37	37	37	37	37	37	37	18
Andres ROHTLA (38)	4	38	37	37	18	18	18	18	18	18	18	55
Vahur KUPPER (37)	5	37	36	18	55	55	55	55	55	55	55	7
Martin KUTSER (18)	6	18	18	55	34	7	7	7	7	7	7	30
Simo VIILAS (30)	7	30	55	7	7	30	30	30	30	30	30	24
Kristofer LUPP (55)	8	55	4	30	30	35	35	35	35	35	24	4
Margus SUIGUSAAR (7)	9	7	7	35	35	24	24	24	24	24	4	26.
Mati HERDOJA (35)	10	35	30	24	24	4	4	4	4	4	57	57
Reigo KLEEMANN (24)	11	24	35	4	4	57	57	57	57	57	26.	27
Karol PERT (4)	12	4	24	57	57	27	26.	26.	26.	26.	27	11
Alar TALIVEE (57)	13	57	57	27	27	26.	27	27	27	27	11	
Silver VIILAS (26)	14	26	27	26	26	26	11	11	11	11	72	
Anti OSTROV (26.)	15	26.	26	26.	26.	11	72	72	72	72		
Reimo AAS (10)	16	10	11	72	11	72						
Ivo UUTAR (11)	17	11	26.	11	72							
Meelis KIRST (72)	18	72	72									
Marko Andreas MURU (16)	19	16	16									
Kevin MALTSEV (27)	20	27										

Superkrossi karikavõistluste VII etapp
Sorted on Laps
RAHVAKROSS, TAGAVEDU, ESIVEDU, NOORED
auto24ring, Audru, Estonia 3,170 km
2. Finaal - 10 ringi
21.06.2015 13:30
Race (10 Laps) started at 15:47:01

Pos	No.	Name	Make	Laps	Total Tm	Diff	Best Tm	In Lap	Points
1	44	Simo LIND	Opel Astra	10	15:42.924		1:33.129	2	1
2	38	Andres ROHTLA	Volkswagen Golf II	10	16:03.398	20.474	1:35.563	2	2
3	55	Kristofer LUPP	Mitsubishi Colt	10	16:05.551	22.627	1:35.697	4	1
4	18	Martin KUTSER	Volkswagen Golf II	10	16:18.761	35.837	1:35.747	5	3
5	7	Margus SUIGUSAAR	Opel Calibra	10	16:34.179	51.255	1:37.913	5	1
6	30	Simo VIILAS	BMW 320	10	16:35.151	52.227	1:37.173	5	2
7	4	Karol PERT	Volkswagen Golf II	10	16:48.167	1:05.243	1:39.478	5	3
8	24	Reigo KLEEMANN	BMW 318	10	16:52.381	1:09.457	1:39.274	7	4
9	26.	Anti OSTROV	Volkswagen Golf II	10	16:53.050	1:10.126	1:39.315	6	4
10	11	Ivo UUTAR	Peugeot 205 GTI	10	17:05.357	1:22.433	1:41.173	10	5
11	16	Marko Andreas MURU	Honda Civic	10	17:06.406	1:23.482	1:39.437	5	2
12	27	Kevin MALTSEV	Lada Samara	10	17:25.504	1:42.580	1:41.328	6	3
13	72	Meelis KIRST	BMW 318	9	15:52.598	1 Lap	1:44.343	3	6
DNF	10	Reimo AAS	Volkswagen Golf II	7	13:54.652	DNF	1:42.111	4	7

Margin of Victory	Avg. Speed	Best Lap Tm	Best Speed	Best Lap by
20.474	121,028	1:33.129	122,540	44 - Simo LIND

Korraldaja: MTÜ Erki Sport
www.superkross.ee
Orbits
Võistluse direktor: Eiki ERISTE
Võistluse juht: Erko ERISTE
Võistluse ajamõõtja: Asper LEPPIK Tulemused ja ringiajad: www.mylaps.ee
Printed: 23.06.2015 17:39:10


Superkrossi karikavõistluste VII etapp
Sorted on Laps
RAHVAKROSS, TAGAVEDU, ESIVEDU, NOORED
auto24ring, Audru, Estonia 3,170 km
2. Finaal - 10 ringi
21.06.2015 13:30
Race (10 Laps) started at 15:47:01

Pos	No.	Name	Make	Laps	Total Tm	Diff	Best Tm	In Lap	Points
DNF	57	Alar TALIVEE	Lada 2106	1	1:46.935	DNF	1:42.026	1	8
DNF	34	Kaido ORAV	Volkswagen Golf II		2.363	DNF		0	5
Not classified									
DNS	36	Marko SAU	BMW 318		0.000	DNS		0	90
DNS	37	Vahur KUPPER	Opel Kadett		0.000	DNS		0	90
DNS	35	Mati HERDOJA	Ford Escort		0.000	DNS		0	90
DNS	26	Silver VIILAS	BMW 320		0.000	DNS		0	90

Margin of Victory	Avg. Speed	Best Lap Tm	Best Speed	Best Lap by
20.474	121,028	1:33.129	122,540	44 - Simo LIND

Korraldaja: MTÜ Erki Sport
www.superkross.ee
Orbits
Võistluse direktor: Eiki ERISTE
Võistluse juht: Erko ERISTE
Võistluse ajamõõtja: Asper LEPPIK Tulemused ja ringiajad: www.mylaps.ee
Printed: 23.06.2015 17:39:10


Superkrossi karikavõistluste VII etapp
Sorted on Laps
RAHVAKROSS, TAGAVEDU, ESIVEDU, NOORED
auto24ring, Audru, Estonia 3,170 km
2. Finaal - 10 ringi
21.06.2015 13:30
Race (10 Laps) started at 15:47:01

Pos	No.	Name	Make	Laps	Total Tm	Diff	Best Tm	In Lap	Points
-----	-----	------	------	------	----------	------	---------	--------	--------

Esivedu

1	44	Simo LIND	Opel Astra	10	15:42.924		1:33.129	2	1
2	38	Andres ROHTLA	Volkswagen Golf II	10	16:03.398	20.474	1:35.563	2	2
3	18	Martin KUTSER	Volkswagen Golf II	10	16:18.761	35.837	1:35.747	5	3
4	26.	Anti OSTROV	Volkswagen Golf II	10	16:53.050	1:10.126	1:39.315	6	4
DNF	34	Kaido ORAV	Volkswagen Golf II		2.363	DNF		0	5

Not classified

DNS	37	Vahur KUPPER	Opel Kadett		0.000	DNF		0	90
DNS	35	Mati HERDOJA	Ford Escort		0.000	DNF		0	90

Noored

1	55	Kristofer LUPP	Mitsubishi Colt	10	16:05.551		1:35.697	4	1
---	----	-----------------------	-----------------	----	-----------	--	-----------------	---	---

Margin of Victory	Avg. Speed	Best Lap Tm	Best Speed	Best Lap by
20.474	121,028	1:33.129	122,540	44 - Simo LIND

Korraldaja: MTÜ Erki Sport
www.superkross.ee
Orbits
Võistluse direktor: Eiki ERISTE
Võistluse juht: Erko ERISTE
Võistluse ajamõõtja: Asper LEPPIK Tulemused ja ringiajad: www.mylaps.ee
Printed: 23.06.2015 17:39:18


Superkrossi karikavõistluste VII etapp
Sorted on Laps
RAHVAKROSS, TAGAVEDU, ESIVEDU, NOORED
auto24ring, Audru, Estonia 3,170 km
2. Finaal - 10 ringi
21.06.2015 13:30
Race (10 Laps) started at 15:47:01

Pos	No.	Name	Make	Laps	Total Tm	Diff	Best Tm	In Lap	Points
2	16	Marko Andreas MURU	Honda Civic	10	17:06.406	1:00.855	1:39.437	5	2
3	27	Kevin MALTSEV	Lada Samara	10	17:25.504	1:19.953	1:41.328	6	3

Rahvakross

1	7	Margus SUIGUSAAR	Opel Calibra	10	16:34.179		1:37.913	5	1
2	30	Simo VIILAS	BMW 320	10	16:35.151	0.972	1:37.173	5	2
3	4	Karol PERT	Volkswagen Golf II	10	16:48.167	13.988	1:39.478	5	3
4	24	Reigo KLEEMANN	BMW 318	10	16:52.381	18.202	1:39.274	7	4
5	11	Ivo UUTAR	Peugeot 205 GTI	10	17:05.357	31.178	1:41.173	10	5
6	72	Meelis KIRST	BMW 318	9	15:52.598	1 Lap	1:44.343	3	6
DNF	10	Reimo AAS	Volkswagen Golf II	7	13:54.652	DNF	1:42.111	4	7
DNF	57	Alar TALIVEE	Lada 2106	1	1:46.935	DNF	1:42.026	1	8

Not classified

Margin of Victory	Avg. Speed	Best Lap Tm	Best Speed	Best Lap by
20.474	121,028	1:33.129	122,540	44 - Simo LIND

Korraldaja: MTÜ Erki Sport
www.superkross.ee
Orbits
Võistluse direktor: Eiki ERISTE
Võistluse juht: Erko ERISTE
Võistluse ajamõõtja: Asper LEPPIK Tulemused ja ringiajad: www.mylaps.ee
Printed: 23.06.2015 17:39:18


Superkrossi karikavõistluste VII etapp
Sorted on Laps
RAHVAKROSS, TAGAVEDU, ESIVEDU, NOORED
auto24ring, Audru, Estonia 3,170 km
2. Finaal - 10 ringi
21.06.2015 13:30
Race (10 Laps) started at 15:47:01

Pos	No.	Name	Make	Laps	Total Tm	Diff	Best Tm	In Lap	Points
DNS	26	Silver VIILAS	BMW 320		0.000	DNS		0	90

Not classified

DNS	36	Marko SAU	BMW 318		0.000	DNS		0	90
-----	----	------------------	---------	--	-------	-----	--	---	----

Margin of Victory	Avg. Speed	Best Lap Tm	Best Speed	Best Lap by
20.474	121,028	1:33.129	122,540	44 - Simo LIND

Korraldaja: MTÜ Erki Sport
www.superkross.ee
Orbits
Võistluse direktor: Eiki ERISTE
Võistluse juht: Erko ERISTE
Võistluse ajamõõtja: Asper LEPPIK Tulemused ja ringiajad: www.mylaps.ee
Printed: 23.06.2015 17:39:18


Superkrossi karikavõistluste VII etapp

RAHVAKROSS, TAGAVEDU, ESIVEDU, NOORED

auto24ring, Audru, Estonia 3,170 km

2. Finaal - 10 ringi

21.06.2015 13:30

Race (10 Laps) started at 15:47:01

Lap	Lap Tm	Diff	Time of Day
(44) Simo LIND			
1	1:35.690	+2.561	15:48:37.437
2	1:33.129		15:50:10.566
3	1:33.443	+0.314	15:51:44.009
4	1:33.495	+0.366	15:53:17.504
5	1:34.194	+1.065	15:54:51.698
6	1:34.459	+1.330	15:56:26.157
7	1:34.200	+1.071	15:58:00.357
8	1:34.836	+1.707	15:59:35.193
9	1:34.234	+1.105	16:01:09.427
10	1:35.244	+2.115	16:02:44.671

Lap	Lap Tm	Diff	Time of Day
(38) Andres ROHTLA			
1	1:37.155	+1.592	15:48:39.573
2	1:35.563		15:50:15.136
3	1:36.062	+0.499	15:51:51.198
4	1:35.942	+0.379	15:53:27.140
5	1:35.793	+0.230	15:55:02.933
6	1:36.305	+0.742	15:56:39.238
7	1:36.108	+0.545	15:58:15.346
8	1:36.367	+0.804	15:59:51.713
9	1:36.002	+0.439	16:01:27.715
10	1:37.430	+1.867	16:03:05.145

Lap	Lap Tm	Diff	Time of Day
(55) Kristofer LUPP			
1	1:38.353	+2.656	15:48:41.760
2	1:35.905	+0.208	15:50:17.665
3	1:36.243	+0.546	15:51:53.908
4	1:35.697		15:53:29.605
5	1:35.764	+0.067	15:55:05.369
6	1:36.492	+0.795	15:56:41.861
7	1:36.591	+0.894	15:58:18.452
8	1:36.717	+1.020	15:59:55.169
9	1:35.928	+0.231	16:01:31.097
10	1:36.201	+0.504	16:03:07.298

Lap	Lap Tm	Diff	Time of Day
(18) Martin KUTSER			
1	1:38.316	+2.569	15:48:41.207
2	1:35.866	+0.119	15:50:17.073
3	1:36.389	+0.642	15:51:53.462

Lap	Lap Tm	Diff	Time of Day
4	1:35.784	+0.037	15:53:29.246
5	1:35.747		15:55:04.993
6	1:36.500	+0.753	15:56:41.493
7	1:36.889	+1.142	15:58:18.382
8	1:37.452	+1.705	15:59:55.834
9	1:41.496	+5.749	16:01:37.330
10	1:43.178	+7.431	16:03:20.508

Lap	Lap Tm	Diff	Time of Day
(7) Margus SUIGUSAAR			
1	1:40.943	+3.030	15:48:45.018
2	1:39.789	+1.876	15:50:24.807
3	1:38.928	+1.015	15:52:03.735
4	1:38.136	+0.223	15:53:41.871
5	1:37.913		15:55:19.784
6	1:38.387	+0.474	15:56:58.171
7	1:39.379	+1.466	15:58:37.550
8	1:39.684	+1.771	16:00:17.234
9	1:40.219	+2.306	16:01:57.453
10	1:38.473	+0.560	16:03:35.926

Lap	Lap Tm	Diff	Time of Day
(30) Simo VIILAS			
1	1:41.133	+3.960	15:48:45.471
2	1:39.717	+2.544	15:50:25.188
3	1:39.922	+2.749	15:52:05.110
4	1:38.012	+0.839	15:53:43.122
5	1:37.173		15:55:20.295
6	1:38.322	+1.149	15:56:58.617
7	1:39.256	+2.083	15:58:37.873
8	1:39.510	+2.337	16:00:17.383
9	1:41.394	+4.221	16:01:58.777
10	1:38.121	+0.948	16:03:36.898

Lap	Lap Tm	Diff	Time of Day
(4) Karol PERT			
1	1:42.459	+2.981	15:48:47.885
2	1:40.464	+0.986	15:50:28.349
3	1:39.931	+0.453	15:52:08.280
4	1:39.882	+0.404	15:53:48.162
5	1:39.478		15:55:27.640
6	1:39.948	+0.470	15:57:07.588
7	1:40.437	+0.959	15:58:48.025
8	1:39.554	+0.076	16:00:27.579

Lap	Lap Tm	Diff	Time of Day
9	1:39.745	+0.267	16:02:07.324
10	1:42.590	+3.112	16:03:49.914

Lap	Lap Tm	Diff	Time of Day
(24) Reigo KLEEMANN			
1	1:43.467	+4.193	15:48:48.093
2	1:40.527	+1.253	15:50:28.620
3	1:39.781	+0.507	15:52:08.401
4	1:39.991	+0.717	15:53:48.392
5	1:42.574	+3.300	15:55:30.966
6	1:39.434	+0.160	15:57:10.400
7	1:39.274		15:58:49.674
8	1:39.284	+0.010	16:00:28.958
9	1:44.603	+5.329	16:02:13.561
10	1:40.567	+1.293	16:03:54.128

Lap	Lap Tm	Diff	Time of Day
(26.) Anti OSTROV			
1	1:46.356	+7.041	15:48:53.480
2	1:39.939	+0.624	15:50:33.419
3	1:40.254	+0.939	15:52:13.673
4	1:40.439	+1.124	15:53:54.112
5	1:40.520	+1.205	15:55:34.632
6	1:39.315		15:57:13.947
7	1:39.702	+0.387	15:58:53.649
8	1:40.031	+0.716	16:00:33.680
9	1:40.441	+1.126	16:02:14.121
10	1:40.676	+1.361	16:03:54.797

Lap	Lap Tm	Diff	Time of Day
(11) Ivo UUTAR			
1	1:42.917	+1.744	15:48:49.557
2	1:42.003	+0.830	15:50:31.560
3	1:41.804	+0.631	15:52:13.364
4	1:41.847	+0.674	15:53:55.211
5	1:41.686	+0.513	15:55:36.897
6	1:42.978	+1.805	15:57:19.875
7	1:41.592	+0.419	15:59:01.467
8	1:43.188	+2.015	16:00:44.655
9	1:41.276	+0.103	16:02:25.931
10	1:41.173		16:04:07.104

Lap	Lap Tm	Diff	Time of Day
(16) Marko Andreas MURU			
1	1:46.018	+6.581	15:48:54.180

Superkrossi karikavõistluste VII etapp

RAHVAKROSS, TAGAVEDU, ESIVEDU, NOORED

auto24ring, Audru, Estonia 3,170 km

2. Finaal - 10 ringi

21.06.2015 13:30

Race (10 Laps) started at 15:47:01

Lap	Lap Tm	Diff	Time of Day
2	1:40.173	+0.736	15:50:34.353
3	1:50.097	+10.660	15:52:24.450
4	1:40.887	+1.450	15:54:05.337
5	1:39.437		15:55:44.774
6	1:39.763	+0.326	15:57:24.537
7	1:40.895	+1.458	15:59:05.432
8	1:40.132	+0.695	16:00:45.564
9	1:40.748	+1.311	16:02:26.312
10	1:41.841	+2.404	16:04:08.153

(27) Kevin MALTSEV

Lap	Lap Tm	Diff	Time of Day
1	1:45.303	+3.975	15:48:53.903
2	1:41.401	+0.073	15:50:35.304
3	1:41.654	+0.326	15:52:16.958
4	1:41.949	+0.621	15:53:58.907
5	1:42.053	+0.725	15:55:40.960
6	1:41.328		15:57:22.288
7	1:44.387	+3.059	15:59:06.675
8	1:42.180	+0.852	16:00:48.855
9	1:41.532	+0.204	16:02:30.387
10	1:56.864	+15.536	16:04:27.251

(72) Meelis KIRST

Lap	Lap Tm	Diff	Time of Day
1	1:46.457	+2.114	15:48:53.378
2	1:44.798	+0.455	15:50:38.176
3	1:44.343		15:52:22.519
4	1:44.892	+0.549	15:54:07.411
5	1:44.858	+0.515	15:55:52.269
6	1:44.753	+0.410	15:57:37.022
7	1:44.962	+0.619	15:59:21.984
8	1:45.650	+1.307	16:01:07.634
9	1:46.711	+2.368	16:02:54.345

(10) Reimo AAS

Lap	Lap Tm	Diff	Time of Day
1	1:54.475	+12.364	15:49:01.851
2	2:07.423	+25.312	15:51:09.274
3	1:49.536	+7.425	15:52:58.810
4	1:42.111		15:54:40.921
5	2:04.727	+22.616	15:56:45.648
6	2:06.816	+24.705	15:58:52.464
7	2:03.935	+21.824	16:00:56.399

Lap	Lap Tm	Diff	Time of Day
(57) Alar TALIVEE			
1	1:42.026		15:48:48.682

Lap Lap Tm Diff Time of Day

Superkrossi karikavõistluste VII etapp

Lapchart


RAHVAKROSS, TAGAVEDU, ESIVEDU, NOORED

auto24ring, Audru, Estonia 3,170 km

2. Finaal - 10 ringi

21.06.2015 13:30

Race (10 Laps) started at 15:47:01



Competitors	Laps											
	0	1	2	3	4	5	6	7	8	9	10	
Simo LIND (44)	1	44	44	44	44	44	44	44	44	44	44	44
Andres ROHTLA (38)	2	38	38	38	38	38	38	38	38	38	38	38
Martin KUTSER (18)	3	18	18	18	18	18	18	18	55	55	55	55
Kristofer LUPP (55)	4	55	55	55	55	55	55	55	18	18	18	18
Margus SUIGUSAAR (7)	5	7	7	7	7	7	7	7	7	7	7	7
Kaido ORAV (34)	6	34	30	30	30	30	30	30	30	30	30	30
Simo VIILAS (30)	7	30	4	4	4	4	4	4	4	4	4	4
Reigo KLEEMANN (24)	8	24	24	24	24	24	24	24	24	24	24	24
Karol PERT (4)	9	4	57	11	11	26.	26.	26.	26.	26.	26.	26.
Ivo UUTAR (11)	10	11	11	26.	26.	11	11	11	11	11	11	11
Alar TALIVEE (57)	11	57	72	16	27	27	27	27	16	16	16	16
Meelis KIRST (72)	12	72	26.	27	72	16	16	16	27	27	27	27
Anti OSTROV (26.)	13	26.	27	72	16	72	72	72	72	72	72	72
Reimo AAS (10)	14	10	16	10	10	10	10	10	10	10	10	10
Marko Andreas MURU (16)	15	16	10									
Kevin MALTSEV (27)	16	27										
Silver VIILAS (26)	17	26										
Mati HERDOJA (35)	18	35										
Vahur KUPPER (37)	19	37										
Marko SAU (36)	20	36										

Superkrossi karikavõistluste VII etapp

RAHVAKROSS, TAGAVEDU, ESIVEDU, NOORED

auto24ring, Audru, Estonia 3,170 km

Esivedu - 1 + 2 punktid


Pos	No.	Name	Make	R1.	R2.	Total points
1	44	Simo LIND	Opel Astra	1	1	2
2	38	Andres ROHTLA	Volkswagen Golf	2	2	4
3	18	Martin KUTSER	Volkswagen Golf	3	3	6
4	26.	Anti OSTROV	Volkswagen Golf	4	4	8
DNF	34	Kaido ORAV	Volkswagen Golf	7	5	12
DNF	37	Vahur KUPPER	Opel Kadett	5	90	95
DNF	35	Mati HERDOJA	Ford Escort	6	90	96

Superkrossi karikavõistluste VII etapp

RAHVAKROSS, TAGAVEDU, ESIVEDU, NOORED

auto24ring, Audru, Estonia 3,170 km

Noored - 1 + 2 punktid



Pos	No.	Name	Make	R1.	R2.	Total points
1	55	Kristofer LUPP	Mitsubishi Colt	1	1	2
2	16	Marko Andreas MURU	Honda Civic	3	2	5
3	27	Kevin MALTSEV	Lada Samara	2	3	5

Superkrossi karikavõistluste VII etapp

RAHVAKROSS, TAGAVEDU, ESIVEDU, NOORED

auto24ring, Audru, Estonia 3,170 km

Rahvakross - 1 + 2 punktid


Pos	No.	Name	Make	R1.	R2.	Total points
1	7	Margus SUIGUSAAR	Opel Calibra	1	1	2
2	30	Simo VIILAS	BMW 320	2	2	4
3	4	Karol PERT	Volkswagen Golf	4	3	7
4	24	Reigo KLEEMANN	BMW 318	3	4	7
5	11	Ivo UUTAR	Peugeot 205 GT	6	5	11
6	72	Meelis KIRST	BMW 318	7	6	13
7	57	Alar TALIVEE	Lada 2106	5	8	13
DNF	10	Reimo AAS	Volkswagen Golf	9	7	16
DNF	26	Silver VIILAS	BMW 320	8	90	98

Superkrossi karikavõistluste VII etapp

RAHVAKROSS, TAGAVEDU, ESIVEDU, NOORED

auto24ring, Audru, Estonia 3,170 km

Tagavedu - 1 + 2 punktid



Pos	No.	Name	Make	R1.	R2.	Total points
DNF	36	Marko SAU	BMW 318	1	90	91