

RAHA 24 Eesti MV II etapp kardispordis

Sorted on Best Lap time

Raket

Aravete Karting Circuit 1,001 Km

Raket - practice 1 - 8 minutes

20.05.2011 09:20

Practice started at 9:20:58

Pos	No.	Name	R	Nat	Entrant/Race Team	Chassis/Engine/Tyres	Best Tm	Diff	Gap	Laps	In Lap	Best Speed
1	11	Simon Loomets		EST	TGT Racing	Dino / Raket 85 / Bridgestone	49.776			10	9	72,396
2	14	Paul August Lääne		EST	Talvar Racing	Zanardi / Raket 85 / Bridgestone	49.852	0.076	0.076	10	9	72,286
3	117	Dimitriy Derepovka	R	RUS	AGS Racing	Tony Kart / Raket 85 / Bridgestone	50.993	1.217	1.141	9	9	70,669
4	21	Mark Villem Moor	R	EST	Aix Racing	CRG / Raket 85 / Bridgestone	51.260	1.484	0.267	3	3	70,300

Announcements

Wheather: sunny, 16 degrees Track: dry

RAHA 24 Eesti MV II etapp kardispordis

Raket

Aravete Karting Circuit 1,001 Km

Raket - practice 1 - 8 minutes

20.05.2011 09:20

Practice started at 9:20:58

Lap	Lap Tm	Diff	Time of Day
(11) Simon Loomets			
1	54.061	+4.285	9:22:01.685
2	51.659	+1.883	9:22:53.344
3	50.326	+0.550	9:23:43.670
4	50.332	+0.556	9:24:34.002
5	50.188	+0.412	9:25:24.190
6	49.945	+0.169	9:26:14.135
7	50.201	+0.425	9:27:04.336
8	50.452	+0.676	9:27:54.788
9	49.776		9:28:44.564
10	49.963	+0.187	9:29:34.527

Lap	Lap Tm	Diff	Time of Day
(14) Paul August Lääne			
1	54.015	+4.163	9:22:00.725
2	51.509	+1.657	9:22:52.234
3	50.420	+0.568	9:23:42.654
4	50.127	+0.275	9:24:32.781
5	50.274	+0.422	9:25:23.055
6	50.098	+0.246	9:26:13.153
7	51.273	+1.421	9:27:04.426
8	50.479	+0.627	9:27:54.905
9	49.852		9:28:44.757
10	49.861	+0.009	9:29:34.618

Lap	Lap Tm	Diff	Time of Day
(117) Dimitriy Derepovka			
1	1:06.104	+15.111	9:22:22.705
2	54.465	+3.472	9:23:17.170
3	52.400	+1.407	9:24:09.570
4	52.263	+1.270	9:25:01.833
5	51.636	+0.643	9:25:53.469
6	51.579	+0.586	9:26:45.048
7	51.239	+0.246	9:27:36.287
8	51.705	+0.712	9:28:27.992
9	50.993		9:29:18.985

Lap	Lap Tm	Diff	Time of Day
(21) Mark Villem Moor			
1	54.812	+3.552	9:22:00.086
2	52.735	+1.475	9:22:52.821
3	51.260		9:23:44.081

RAHA 24 Eesti MV II etapp kardispordis

Sorted on Best Lap time

Raket

Aravete Karting Circuit 1,001 Km

Raket - practice 2 - 8 minutes

20.05.2011 10:30

Practice started at 10:31:44

Pos	No.	Name	R	Nat	Entrant/Race Team	Chassis/Engine/Tyres	Best Tm	Diff	Gap	Laps	In Lap	Best Speed
1	10	Jüri Vips		EST	Liqui Moly Roli Team	CRG / Raket 85 / Bridgestone	49.322			9	8	73,063
2	14	Paul August Lääne		EST	Talvar Racing	Zanardi / Raket 85 / Bridgestone	49.412	0.090	0.090	10	9	72,930
3	11	Simon Loomets		EST	TGT Racing	Dino / Raket 85 / Bridgestone	49.679	0.357	0.267	10	8	72,538
4	21	Mark Villem Moor	R	EST	Aix Racing	CRG / Raket 85 / Bridgestone	50.381	1.059	0.702	10	8	71,527
5	117	Dimitriy Derepovka	R	RUS	AGS Racing	Tony Kart / Raket 85 / Bridgestone	50.476	1.154	0.095	10	10	71,392
6	17	Daniil Vehov		RUS	Liqui Moly Roli Team	CRG / Raket 85 / Bridgestone	53.605	4.283	3.129	9	7	67,225
7	9	Kert William Reinast	R	EST	Aix Racing	Tony Kart / Raket 85 / Bridgestone	54.151	4.829	0.546	9	7	66,547

Announcements

Wheather: sunny, 16 degrees Track: dry

RAHA 24 Eesti MV II etapp kardispordis

Raket

Aravete Karting Circuit 1,001 Km

Raket - practice 2 - 8 minutes

20.05.2011 10:30

Practice started at 10:31:44

Lap	Lap Tm	Diff	Time of Day
(10) Jüri Vips			
1	1:08.929	+19.607	10:33:06.217
2	54.883	+5.561	10:34:01.100
3	52.950	+3.628	10:34:54.050
4	50.197	+0.875	10:35:44.247
5	49.677	+0.355	10:36:33.924
6	49.469	+0.147	10:37:23.393
7	49.585	+0.263	10:38:12.978
8	49.322		10:39:02.300
9	49.332	+0.010	10:39:51.632

Lap	Lap Tm	Diff	Time of Day
(14) Paul August Lääne			
1	53.454	+4.042	10:32:46.456
2	50.176	+0.764	10:33:36.632
3	50.494	+1.082	10:34:27.126
4	49.863	+0.451	10:35:16.989
5	49.851	+0.439	10:36:06.840
6	49.894	+0.482	10:36:56.734
7	49.647	+0.235	10:37:46.381
8	49.699	+0.287	10:38:36.080
9	49.412		10:39:25.492
10	49.785	+0.373	10:40:15.277

Lap	Lap Tm	Diff	Time of Day
(11) Simon Loomets			
1	53.135	+3.456	10:32:46.927
2	49.978	+0.299	10:33:36.905
3	50.053	+0.374	10:34:26.958
4	49.922	+0.243	10:35:16.880
5	49.811	+0.132	10:36:06.691
6	49.873	+0.194	10:36:56.564
7	49.730	+0.051	10:37:46.294
8	49.679		10:38:35.973
9	50.654	+0.975	10:39:26.627
10	49.964	+0.285	10:40:16.591

Lap	Lap Tm	Diff	Time of Day
(21) Mark Villem Moor			
1	55.231	+4.850	10:32:47.877
2	51.691	+1.310	10:33:39.568
3	50.929	+0.548	10:34:30.497
4	50.798	+0.417	10:35:21.295
5	50.802	+0.421	10:36:12.097
6	50.448	+0.067	10:37:02.545
7	50.582	+0.201	10:37:53.127
8	50.381		10:38:43.508
9	51.149	+0.768	10:39:34.657
10	50.662	+0.281	10:40:25.319

Lap	Lap Tm	Diff	Time of Day
(117) Dimitriy Derepovka			
1	56.445	+5.969	10:32:55.610
2	51.750	+1.274	10:33:47.360
3	51.408	+0.932	10:34:38.768
4	50.993	+0.517	10:35:29.761
5	50.939	+0.463	10:36:20.700
6	50.608	+0.132	10:37:11.308
7	50.688	+0.212	10:38:01.996
8	50.565	+0.089	10:38:52.561
9	51.210	+0.734	10:39:43.771
10	50.476		10:40:34.247

Lap	Lap Tm	Diff	Time of Day
(17) Daniil Vehov			
1	1:00.279	+6.674	10:33:03.811
2	57.134	+3.529	10:34:00.945
3	1:11.086	+17.481	10:35:12.031
4	54.370	+0.765	10:36:06.401
5	54.244	+0.639	10:37:00.645

Lap	Lap Tm	Diff	Time of Day
6	54.200	+0.595	10:37:54.845
7	53.605		10:38:48.450
8	55.197	+1.592	10:39:43.647
9	54.559	+0.954	10:40:38.206

Lap	Lap Tm	Diff	Time of Day
(9) Kert William Reinaste			
1	1:03.824	+9.673	10:33:02.775
2	57.614	+3.463	10:34:00.389
3	1:02.058	+7.907	10:35:02.447
4	55.894	+1.743	10:35:58.341
5	54.913	+0.762	10:36:53.254
6	54.554	+0.403	10:37:47.808
7	54.151		10:38:41.959
8	1:01.182	+7.031	10:39:43.141
9	54.511	+0.360	10:40:37.652

RAHA 24 Eesti MV II etapp kardispordis
Sorted on Best Lap time

Raket

Aravete Karting Circuit 1,001 Km

Raket - practice 3 - 8 minutes

20.05.2011 11:40

Practice started at 11:41:12

Pos	No.	Name	R	Nat	Entrant/Race Team	Chassis/Engine/Tyres	Best Tm	Diff	Gap	Laps	In Lap	Best Speed
1	10	Jüri Vips		EST	Liqui Moly Roli Team	CRG / Raket 85 / Bridgestone	48.982			9	7	73,570
2	117	Dimitriy Derepovka	R	RUS	AGS Racing	Tony Kart / Raket 85 / Bridgestone	49.523	0.541	0.541	10	7	72,766
3	14	Paul August Lääne		EST	Talvar Racing	Zanardi / Raket 85 / Bridgestone	49.537	0.555	0.014	10	9	72,746
4	11	Simon Loomets		EST	TGT Racing	Dino / Raket 85 / Bridgestone	49.603	0.621	0.066	10	4	72,649
5	21	Mark Villem Moor	R	EST	Aix Racing	CRG / Raket 85 / Bridgestone	49.724	0.742	0.121	10	10	72,472
6	15	Ragnar Veerus		EST	Vihur Team	Tony Kart / Raket 85 / Bridgestone	49.823	0.841	0.099	10	8	72,328
7	6	Oliver Nurmik		EST	Aix Racing	Tony Kart / Raket 85 / Bridgestone	51.056	2.074	1.233	9	9	70,581
8	17	Daniil Vehov		RUS	Liqui Moly Roli Team	CRG / Raket 85 / Bridgestone	53.361	4.379	2.305	9	5	67,532
9	9	Kert William Reinast	R	EST	Aix Racing	Tony Kart / Raket 85 / Bridgestone	53.482	4.500	0.121	9	5	67,380

Announcements

Wheather: sunny, 16 degrees Track: dry

Organizer: MAK MTÜ Posted at:

Officialised at:

Orbits

Clerk of the Course: Heikki Hõbemägi

Secretary of race: Merle Niglas

Official Timing: EAL Timing

Printed: 22.05.2011 10:29:32

RAHA 24 Eesti MV II etapp kardispordis

Raket

Aravete Karting Circuit 1,001 Km

Raket - practice 3 - 8 minutes

20.05.2011 11:40

Practice started at 11:41:12

Lap	Lap Tm	Diff	Time of Day
(10) Jüri Vips			
1	1:00.790	+11.808	11:42:31.201
2	50.800	+1.818	11:43:22.001
3	50.990	+2.008	11:44:12.991
4	51.162	+2.180	11:45:04.153
5	49.486	+0.504	11:45:53.639
6	49.651	+0.669	11:46:43.290
7	48.982		11:47:32.272
8	49.132	+0.150	11:48:21.404
9	49.141	+0.159	11:49:10.545

Lap	Lap Tm	Diff	Time of Day
(117) Dimitriy Derepovka			
1	55.211	+5.688	11:42:15.683
2	51.039	+1.516	11:43:06.722
3	50.955	+1.432	11:43:57.677
4	50.606	+1.083	11:44:48.283
5	49.840	+0.317	11:45:38.123
6	50.022	+0.499	11:46:28.145
7	49.523		11:47:17.668
8	49.769	+0.246	11:48:07.437
9	50.215	+0.692	11:48:57.652
10	49.995	+0.472	11:49:47.647

Lap	Lap Tm	Diff	Time of Day
(14) Paul August Lääne			
1	58.479	+8.942	11:42:16.239
2	50.599	+1.062	11:43:06.838
3	50.184	+0.647	11:43:57.022
4	49.903	+0.366	11:44:46.925
5	49.612	+0.075	11:45:36.537
6	49.587	+0.050	11:46:26.124
7	49.542	+0.005	11:47:15.666
8	49.632	+0.095	11:48:05.298
9	49.537		11:48:54.835
10	49.613	+0.076	11:49:44.448

Lap	Lap Tm	Diff	Time of Day
(11) Simon Loomets			
1	52.749	+3.146	11:42:12.718
2	50.059	+0.456	11:43:02.777
3	50.035	+0.432	11:43:52.812
4	49.603		11:44:42.415
5	49.976	+0.373	11:45:32.391
6	49.987	+0.384	11:46:22.378
7	49.692	+0.089	11:47:12.070
8	49.817	+0.214	11:48:01.887
9	49.779	+0.176	11:48:51.666
10	50.076	+0.473	11:49:41.742

Lap	Lap Tm	Diff	Time of Day
(21) Mark Villem Moor			
1	53.881	+4.157	11:42:09.803
2	50.969	+1.245	11:43:00.772
3	50.592	+0.868	11:43:51.364
4	50.518	+0.794	11:44:41.882
5	50.219	+0.495	11:45:32.101
6	50.782	+1.058	11:46:22.883
7	49.785	+0.061	11:47:12.668
8	49.954	+0.230	11:48:02.622
9	49.915	+0.191	11:48:52.537
10	49.724		11:49:42.261

Lap	Lap Tm	Diff	Time of Day
(15) Ragnar Veerus			
1	55.381	+5.558	11:42:15.025
2	51.468	+1.645	11:43:06.493
3	50.778	+0.955	11:43:57.271
4	50.307	+0.484	11:44:47.578
5	49.864	+0.041	11:45:37.442

Lap	Lap Tm	Diff	Time of Day
6	50.145	+0.322	11:46:27.587
7	49.836	+0.013	11:47:17.423
8	49.823		11:48:07.246
9	50.250	+0.427	11:48:57.496
10	49.998	+0.175	11:49:47.494

Lap	Lap Tm	Diff	Time of Day
(6) Oliver Nurmik			
1	53.704	+2.648	11:42:16.102
2	52.371	+1.315	11:43:08.473
3	51.509	+0.453	11:43:59.982
4	51.622	+0.566	11:44:51.604
5	51.127	+0.071	11:45:42.731
6	51.325	+0.269	11:46:34.056
7	51.291	+0.235	11:47:25.347
8	51.266	+0.210	11:48:16.613
9	51.056		11:49:07.669

Lap	Lap Tm	Diff	Time of Day
(17) Daniil Vehov			
1	57.356	+3.995	11:42:22.577
2	55.588	+2.227	11:43:18.165
3	54.716	+1.355	11:44:12.881
4	54.690	+1.329	11:45:07.571
5	53.361		11:46:00.932
6	53.664	+0.303	11:46:54.596
7	54.301	+0.940	11:47:48.897
8	53.615	+0.254	11:48:42.512
9	53.564	+0.203	11:49:36.076

Lap	Lap Tm	Diff	Time of Day
(9) Kert William Reinaste			
1	1:00.339	+6.857	11:42:22.053
2	55.631	+2.149	11:43:17.684
3	54.952	+1.470	11:44:12.636
4	54.435	+0.953	11:45:07.071
5	53.482		11:46:00.553
6	53.762	+0.280	11:46:54.315
7	54.058	+0.576	11:47:48.373
8	53.770	+0.288	11:48:42.143
9	53.538	+0.056	11:49:35.681

RAHA 24 Eesti MV II etapp kardispordis

Sorted on Best Lap time

Raket

Aravete Karting Circuit 1,001 Km

Raket - practice 4 - 8 minutes

20.05.2011 12:50

Practice started at 12:48:28

Pos	No.	Name	R	Nat	Entrant/Race Team	Chassis/Engine/Tyres	Best Tm	Diff	Gap	Laps	In Lap	Best Speed
1	10	Jüri Vips		EST	Liqui Moly Roli Team	CRG / Raket 85 / Bridgestone	49.368			9	6	72,995
2	15	Ragnar Veerus		EST	Vihur Team	Tony Kart / Raket 85 / Bridgestone	49.612	0.244	0.244	9	5	72,636
3	11	Simon Loomets		EST	TGT Racing	Dino / Raket 85 / Bridgestone	49.706	0.338	0.094	7	7	72,498
4	14	Paul August Lääne		EST	Talvar Racing	Zanardi / Raket 85 / Bridgestone	49.746	0.378	0.040	9	4	72,440
5	117	Dimitriy Derepovka	R	RUS	AGS Racing	Tony Kart / Raket 85 / Bridgestone	49.771	0.403	0.025	9	7	72,404
6	21	Mark Villem Moor	R	EST	Aix Racing	CRG / Raket 85 / Bridgestone	49.981	0.613	0.210	9	9	72,099
7	6	Oliver Nurmik		EST	Aix Racing	Tony Kart / Raket 85 / Bridgestone	49.990	0.622	0.009	9	7	72,086
8	9	Kert William Reinast	R	EST	Aix Racing	Tony Kart / Raket 85 / Bridgestone	52.603	3.235	2.613	9	5	68,506
9	17	Daniil Vehov		RUS	Liqui Moly Roli Team	CRG / Raket 85 / Bridgestone	53.067	3.699	0.464	9	9	67,907

Announcements

Wheather: sunny, 17 degrees Track: dry

Organizer: MAK MTÜ Posted at:

Officialised at:

Orbits

Clerk of the Course: Heikki Hõbemägi

Secretary of race: Merle Niglas

Official Timing: EAL Timing

Printed: 22.05.2011 10:29:44

RAHA 24 Eesti MV II etapp kardispordis

Raket

Aravete Karting Circuit 1,001 Km

Raket - practice 4 - 8 minutes

20.05.2011 12:50

Practice started at 12:48:28

Lap	Lap Tm	Diff	Time of Day
(10) Jüri Vips			
1	1:11.756	+22.388	12:49:53.800
2	51.667	+2.299	12:50:45.467
3	49.889	+0.521	12:51:35.356
4	49.719	+0.351	12:52:25.075
5	49.626	+0.258	12:53:14.701
6	49.368		12:54:04.069
7	50.706	+1.338	12:54:54.775
8	52.864	+3.496	12:55:47.639
9	50.029	+0.661	12:56:37.668

Lap	Lap Tm	Diff	Time of Day
(15) Ragnar Veerus			
1	54.388	+4.776	12:49:32.229
2	51.070	+1.458	12:50:23.299
3	50.225	+0.613	12:51:13.524
4	49.891	+0.279	12:52:03.415
5	49.612		12:52:53.027
6	50.214	+0.602	12:53:43.241
7	49.737	+0.125	12:54:32.978
8	49.764	+0.152	12:55:22.742
9	49.694	+0.082	12:56:12.436

Lap	Lap Tm	Diff	Time of Day
(11) Simon Loomets			
1	52.394	+2.688	12:49:30.986
2	50.616	+0.910	12:50:21.602
3	50.067	+0.361	12:51:11.669
4	50.044	+0.338	12:52:01.713
5	49.804	+0.098	12:52:51.517
6	49.867	+0.161	12:53:41.384
7	49.706		12:54:31.090

Lap	Lap Tm	Diff	Time of Day
(14) Paul August Lääne			
1	1:11.070	+21.324	12:49:52.559
2	53.290	+3.544	12:50:45.849
3	49.915	+0.169	12:51:35.764
4	49.746		12:52:25.510
5	49.847	+0.101	12:53:15.357
6	49.754	+0.008	12:54:05.111
7	50.015	+0.269	12:54:55.126
8	51.537	+1.791	12:55:46.663
9	50.187	+0.441	12:56:36.850

Lap	Lap Tm	Diff	Time of Day
(117) Dimitriy Derepovka			
1	54.078	+4.307	12:49:29.096
2	51.265	+1.494	12:50:20.361
3	51.214	+1.443	12:51:11.575
4	50.794	+1.023	12:52:02.369
5	50.488	+0.717	12:52:52.857
6	50.695	+0.924	12:53:43.552
7	49.771		12:54:33.323
8	50.048	+0.277	12:55:23.371
9	49.866	+0.095	12:56:13.237

Lap	Lap Tm	Diff	Time of Day
(21) Mark Villem Moor			
1	53.158	+3.177	12:49:25.477
2	51.054	+1.073	12:50:16.531
3	50.553	+0.572	12:51:07.084
4	50.213	+0.232	12:51:57.297
5	50.397	+0.416	12:52:47.694
6	50.392	+0.411	12:53:38.086
7	50.353	+0.372	12:54:28.439
8	50.174	+0.193	12:55:18.613
9	49.981		12:56:08.594

Lap	Lap Tm	Diff	Time of Day
(6) Oliver Nurmik			

Lap	Lap Tm	Diff	Time of Day
1	53.538	+3.548	12:49:35.544
2	51.383	+1.393	12:50:26.927
3	50.977	+0.987	12:51:17.904
4	50.512	+0.522	12:52:08.416
5	50.355	+0.365	12:52:58.771
6	50.304	+0.314	12:53:49.075
7	49.990		12:54:39.065
8	50.172	+0.182	12:55:29.237
9	50.268	+0.278	12:56:19.505

Lap	Lap Tm	Diff	Time of Day
(9) Kert William Reinaste			
1	56.283	+3.680	12:49:34.892
2	54.149	+1.546	12:50:29.041
3	53.529	+0.926	12:51:22.570
4	52.622	+0.019	12:52:15.192
5	52.603		12:53:07.795
6	53.354	+0.751	12:54:01.149
7	53.031	+0.428	12:54:54.180
8	53.203	+0.600	12:55:47.383
9	52.832	+0.229	12:56:40.215

Lap	Lap Tm	Diff	Time of Day
(17) Daniil Vehov			
1	56.392	+3.325	12:49:32.072
2	54.092	+1.025	12:50:26.164
3	53.497	+0.430	12:51:19.661
4	54.150	+1.083	12:52:13.811
5	53.369	+0.302	12:53:07.180
6	53.616	+0.549	12:54:00.796
7	53.757	+0.690	12:54:54.553
8	53.886	+0.819	12:55:48.439
9	53.067		12:56:41.506

RAHA 24 Eesti MV II etapp kardispordis

Sorted on Best Lap time

Raket

Aravete Karting Circuit 1,001 Km

Raket - practice 5 - 8 minutes

20.05.2011 14:00

Practice started at 13:57:23

Pos	No.	Name	R	Nat	Entrant/Race Team	Chassis/Engine/Tyres	Best Tm	Diff	Gap	Laps	In Lap	Best Speed
1	10	Jüri Vips		EST	Liqui Moly Roli Tean	CRG / Raket 85 / Bridgestone	49.424			9	9	72,912
2	15	Ragnar Veerus		EST	Vihur Team	Tony Kart / Raket 85 / Bridgestone	49.740	0.316	0.316	10	9	72,449
3	14	Paul August Lääne		EST	Talvar Racing	Zanardi / Raket 85 / Bridgestone	49.871	0.447	0.131	10	10	72,258
4	11	Simon Loomets		EST	TGT Racing	Dino / Raket 85 / Bridgestone	49.905	0.481	0.034	10	5	72,209
5	21	Mark Villem Moor	R	EST	Aix Racing	CRG / Raket 85 / Bridgestone	50.182	0.758	0.277	10	4	71,811
6	6	Oliver Nurmik		EST	Aix Racing	Tony Kart / Raket 85 / Bridgestone	50.194	0.770	0.012	10	10	71,793
7	117	Dimitriy Derepovka	R	RUS	AGS Racing	Tony Kart / Raket 85 / Bridgestone	50.645	1.221	0.451	9	5	71,154
8	9	Kert William Reinast	R	EST	Aix Racing	Tony Kart / Raket 85 / Bridgestone	52.501	3.077	1.856	9	9	68,639
9	17	Daniil Vehov		RUS	Liqui Moly Roli Team	CRG / Raket 85 / Bridgestone	53.657	4.233	1.156	5	4	67,160

Announcements

Wheather: sunny, 18 degrees Track: dry

Organizer: MAK MTÜ Posted at:

Officialised at:

Orbits

Clerk of the Course: Heikki Hõbemägi

Secretary of race: Merle Niglas

Official Timing: EAL Timing

Printed: 22.05.2011 10:29:58

RAHA 24 Eesti MV II etapp kardispordis

Raket

Aravete Karting Circuit 1,001 Km

Raket - practice 5 - 8 minutes

20.05.2011 14:00

Practice started at 13:57:23

Lap	Lap Tm	Diff	Time of Day
(10) Jüri Vips			
1	1:11.526	+22.102	13:58:46.766
2	50.252	+0.828	13:59:37.018
3	49.531	+0.107	14:00:26.549
4	49.560	+0.136	14:01:16.109
5	49.667	+0.243	14:02:05.776
6	52.244	+2.820	14:02:58.020
7	50.499	+1.075	14:03:48.519
8	58.217	+8.793	14:04:46.736
9	49.424		14:05:36.160

Lap	Lap Tm	Diff	Time of Day
(15) Ragnar Veerus			
1	52.096	+2.356	13:58:20.958
2	50.558	+0.818	13:59:11.516
3	50.311	+0.571	14:00:01.827
4	50.144	+0.404	14:00:51.971
5	50.975	+1.235	14:01:42.946
6	50.389	+0.649	14:02:33.335
7	52.045	+2.305	14:03:25.380
8	50.137	+0.397	14:04:15.517
9	49.740		14:05:05.257
10	50.038	+0.298	14:05:55.295

Lap	Lap Tm	Diff	Time of Day
(14) Paul August Lääne			
1	52.188	+2.317	13:58:21.250
2	50.413	+0.542	13:59:11.663
3	50.963	+1.092	14:00:02.626
4	50.165	+0.294	14:00:52.791
5	50.501	+0.630	14:01:43.292
6	50.411	+0.540	14:02:33.703
7	50.764	+0.893	14:03:24.467
8	50.822	+0.951	14:04:15.289
9	50.372	+0.501	14:05:05.661
10	49.871		14:05:55.532

Lap	Lap Tm	Diff	Time of Day
(11) Simon Loomets			
1	52.520	+2.615	13:58:21.946
2	50.126	+0.221	13:59:12.072
3	50.428	+0.523	14:00:02.500
4	50.738	+0.833	14:00:53.238
5	49.905		14:01:43.143
6	50.442	+0.537	14:02:33.585
7	51.048	+1.143	14:03:24.633
8	50.491	+0.586	14:04:15.124
9	49.910	+0.005	14:05:05.034
10	50.041	+0.136	14:05:55.075

Lap	Lap Tm	Diff	Time of Day
(21) Mark Villem Moor			
1	53.286	+3.104	13:58:20.043
2	51.094	+0.912	13:59:11.137
3	51.115	+0.933	14:00:02.252
4	50.182		14:00:52.434
5	50.258	+0.076	14:01:42.692
6	50.787	+0.605	14:02:33.479
7	51.668	+1.486	14:03:25.147
8	50.609	+0.427	14:04:15.756
9	50.213	+0.031	14:05:05.969
10	50.225	+0.043	14:05:56.194

Lap	Lap Tm	Diff	Time of Day
(6) Oliver Nurmik			
1	53.618	+3.424	13:58:29.630
2	51.240	+1.046	13:59:20.870
3	52.014	+1.820	14:00:12.884
4	50.477	+0.283	14:01:03.361
5	50.253	+0.059	14:01:53.614

Lap	Lap Tm	Diff	Time of Day
6	50.320	+0.126	14:02:43.934
7	50.210	+0.016	14:03:34.144
8	50.291	+0.097	14:04:24.435
9	50.201	+0.007	14:05:14.636
10	50.194		14:06:04.830

Lap	Lap Tm	Diff	Time of Day
(17) Dimitriy Derepovka			
1	1:06.934	+16.289	13:58:35.153
2	52.672	+2.027	13:59:27.825
3	51.555	+0.910	14:00:19.380
4	50.958	+0.313	14:01:10.338
5	50.645		14:02:00.983
6	56.849	+6.204	14:02:57.832
7	50.877	+0.232	14:03:48.709
8	53.083	+2.438	14:04:41.792
9	52.308	+1.663	14:05:34.100

Lap	Lap Tm	Diff	Time of Day
(9) Kert William Reinaste			
1	56.425	+3.924	13:58:26.844
2	53.878	+1.377	13:59:20.722
3	53.037	+0.536	14:00:13.759
4	53.601	+1.100	14:01:07.360
5	53.455	+0.954	14:02:00.815
6	54.208	+1.707	14:02:55.023
7	53.378	+0.877	14:03:48.401
8	53.066	+0.565	14:04:41.467
9	52.501		14:05:33.968

Lap	Lap Tm	Diff	Time of Day
(17) Daniil Vehov			
1	3:49.953	+2:56.296	14:01:23.578
2	1:52.390	+58.733	14:03:15.968
3	54.581	+0.924	14:04:10.549
4	53.657		14:05:04.206
5	54.424	+0.767	14:05:58.630

RAHA 24 Eesti MV II etapp kardispordis
Sorted on Best Lap time

Raket

Aravete Karting Circuit 1,001 Km

Raket - practice 6 - 8 minutes

20.05.2011 15:10

Practice started at 15:05:02

Pos	No.	Name	R	Nat	Entrant/Race Team	Chassis/Engine/Tyres	Best Tm	Diff	Gap	Laps	In Lap	Best Speed
1	15	Ragnar Veerus		EST	Vihur Team	Tony Kart / Raket 85 / Bridgestone	49.321			10	8	73,064
2	10	Jüri Vips		EST	Liqui Moly Roli Team	CRG / Raket 85 / Bridgestone	49.458	0.137	0.137	9	6	72,862
3	21	Mark Villem Moor	R	EST	Aix Racing	CRG / Raket 85 / Bridgestone	49.484	0.163	0.026	10	7	72,824
4	14	Paul August Lääne		EST	Talvar Racing	Zanardi / Raket 85 / Bridgestone	49.652	0.331	0.168	10	10	72,577
5	6	Oliver Nurmik		EST	Aix Racing	Tony Kart / Raket 85 / Bridgestone	49.731	0.410	0.079	10	8	72,462
6	11	Simon Loomets		EST	TGT Racing	Dino / Raket 85 / Bridgestone	49.797	0.476	0.066	10	9	72,366
7	9	Kert William Reinast	R	EST	Aix Racing	Tony Kart / Raket 85 / Bridgestone	52.671	3.350	2.874	9	3	68,417

Announcements

Wheather: sunny, 18 degrees Track: dry

RAHA 24 Eesti MV II etapp kardispordis

Raket

Aravete Karting Circuit 1,001 Km

Raket - practice 6 - 8 minutes

20.05.2011 15:10

Practice started at 15:05:02

Lap	Lap Tm	Diff	Time of Day
(15) Ragnar Veerus			
1	52.270	+2.949	15:05:59.988
2	50.339	+1.018	15:06:50.327
3	49.946	+0.625	15:07:40.273
4	50.029	+0.708	15:08:30.302
5	49.824	+0.503	15:09:20.126
6	50.967	+1.646	15:10:11.093
7	49.628	+0.307	15:11:00.721
8	49.321		15:11:50.042
9	49.493	+0.172	15:12:39.535
10	49.565	+0.244	15:13:29.100

Lap	Lap Tm	Diff	Time of Day
(10) Jüri Vips			
1	1:02.039	+12.581	15:06:14.024
2	49.856	+0.398	15:07:03.880
3	49.521	+0.063	15:07:53.401
4	1:02.950	+13.492	15:08:56.351
5	49.757	+0.299	15:09:46.108
6	49.458		15:10:35.566
7	49.631	+0.173	15:11:25.197
8	52.397	+2.939	15:12:17.594
9	53.556	+4.098	15:13:11.150

Lap	Lap Tm	Diff	Time of Day
(21) Mark Villem Moor			
1	54.451	+4.967	15:05:59.573
2	50.348	+0.864	15:06:49.921
3	50.035	+0.551	15:07:39.956
4	50.697	+1.213	15:08:30.653
5	49.843	+0.359	15:09:20.496
6	50.189	+0.705	15:10:10.685
7	49.484		15:11:00.169
8	49.723	+0.239	15:11:49.892
9	50.257	+0.773	15:12:40.149
10	49.784	+0.300	15:13:29.933

Lap	Lap Tm	Diff	Time of Day
(14) Paul August Lääne			
1	53.362	+3.710	15:05:59.205
2	50.378	+0.726	15:06:49.583
3	50.057	+0.405	15:07:39.640
4	50.144	+0.492	15:08:29.784
5	50.032	+0.380	15:09:19.816
6	49.983	+0.331	15:10:09.799
7	49.853	+0.201	15:10:59.652
8	49.730	+0.078	15:11:49.382
9	49.696	+0.044	15:12:39.078
10	49.652		15:13:28.730

Lap	Lap Tm	Diff	Time of Day
(6) Oliver Nurmik			
1	53.097	+3.366	15:05:59.726
2	50.398	+0.667	15:06:50.124
3	49.984	+0.253	15:07:40.108
4	49.989	+0.258	15:08:30.097
5	50.222	+0.491	15:09:20.319
6	49.745	+0.014	15:10:10.064
7	49.822	+0.091	15:10:59.886
8	49.731		15:11:49.617
9	49.741	+0.010	15:12:39.358
10	50.047	+0.316	15:13:29.405

Lap	Lap Tm	Diff	Time of Day
(11) Simon Loomets			
1	52.328	+2.531	15:05:58.548
2	50.383	+0.586	15:06:48.931
3	50.248	+0.451	15:07:39.179
4	49.910	+0.113	15:08:29.089
5	49.940	+0.143	15:09:19.029

Lap	Lap Tm	Diff	Time of Day
6	49.927	+0.130	15:10:08.956
7	49.823	+0.026	15:10:58.779
8	49.835	+0.038	15:11:48.614
9	49.797		15:12:38.411
10	49.819	+0.022	15:13:28.230

Lap	Lap Tm	Diff	Time of Day
(9) Kert William Reinaste			
1	56.733	+4.062	15:06:05.113
2	53.803	+1.132	15:06:58.916
3	52.671		15:07:51.587
4	53.459	+0.788	15:08:45.046
5	53.224	+0.553	15:09:38.270
6	53.582	+0.911	15:10:31.852
7	52.951	+0.280	15:11:24.803
8	52.699	+0.028	15:12:17.502
9	53.233	+0.562	15:13:10.735

RAHA 24 Eesti MV II etapp kardispordis
Sorted on Best Lap time

Raket

Aravete Karting Circuit 1,001 Km

Raket - qualifying - 10 minutes

20.05.2011 17:30

Qualifying started at 17:15:29

Pos	No.	Name	R	Nat	Entrant/Race Team	Chassis/Engine/Tyres	Best Tm	Diff	Gap	Laps	In Lap	Best Speed
1	10	Jüri Vips		EST	Liqui Moly Roli Team	CRG / Raket 85 / Bridgestone	48.901			12	12	73,692
2	6	Oliver Nurmik		EST	Aix Racing	Tony Kart / Raket 85 / Bridgestone	49.104	0.203	0.203	12	8	73,387
3	14	Paul August Lääne		EST	Talvar Racing	Zanardi / Raket 85 / Bridgestone	49.204	0.303	0.100	12	8	73,238
4	15	Ragnar Veerus		EST	Vihur Team	Tony Kart / Raket 85 / Bridgestone	49.225	0.324	0.021	12	5	73,207
5	11	Simon Loomets		EST	TGT Racing	Dino / Raket 85 / Bridgestone	49.336	0.435	0.111	12	11	73,042
6	21	Mark Villem Moor	R	EST	Aix Racing	CRG / Raket 85 / Bridgestone	49.720	0.819	0.384	12	12	72,478
7	117	Dimitriy Derepovka	R	RUS	AGS Racing	Tony Kart / Raket 85 / Bridgestone	49.840	0.939	0.120	12	9	72,303
8	17	Daniil Vehov		RUS	Liqui Moly Roli Team	CRG / Raket 85 / Bridgestone	50.629	1.728	0.789	12	8	71,177
9	9	Kert William Reinast	R	EST	Aix Racing	Tony Kart / Raket 85 / Bridgestone	51.668	2.767	1.039	12	12	69,745

Announcements

Wheather: sunny, 18 degrees Track: dry

Organizer: MAK MTÜ Posted at:

Officialised at:

Orbits

Clerk of the Course: Heikki Hõbemägi

Secretary of race: Merle Niglas

Official Timing: EAL Timing

Printed: 22.05.2011 10:30:40

RAHA 24 Eesti MV II etapp kardisportis

Raket

Aravete Karting Circuit 1,001 Km

Raket - qualifying - 10 minutes

20.05.2011 17:30

Qualifying started at 17:15:29

Lap	Lap Tm	Diff	Time of Day
(10) Jüri Vips			
1	1:15.830	+26.929	17:16:54.359
2	50.765	+1.864	17:17:45.124
3	49.962	+1.061	17:18:35.086
4	49.461	+0.560	17:19:24.547
5	49.433	+0.532	17:20:13.980
6	49.178	+0.277	17:21:03.158
7	49.731	+0.830	17:21:52.889
8	54.898	+5.997	17:22:47.787
9	49.300	+0.399	17:23:37.087
10	58.111	+9.210	17:24:35.198
11	49.102	+0.201	17:25:24.300
12	48.901		17:26:13.201

Lap	Lap Tm	Diff	Time of Day
(6) Oliver Nurmik			
1	57.279	+8.175	17:16:36.373
2	50.629	+1.525	17:17:27.002
3	50.326	+1.222	17:18:17.328
4	49.854	+0.750	17:19:07.182
5	50.418	+1.314	17:19:57.600
6	49.166	+0.062	17:20:46.766
7	50.106	+1.002	17:21:36.872
8	49.104		17:22:25.976
9	49.505	+0.401	17:23:15.481
10	50.041	+0.937	17:24:05.522
11	49.208	+0.104	17:24:54.730
12	50.398	+1.294	17:25:45.128

Lap	Lap Tm	Diff	Time of Day
(14) Paul August Lääne			
1	54.024	+4.820	17:16:36.784
2	50.334	+1.130	17:17:27.118
3	49.949	+0.745	17:18:17.067
4	49.615	+0.411	17:19:06.682
5	49.747	+0.543	17:19:56.429
6	49.640	+0.436	17:20:46.069
7	50.289	+1.085	17:21:36.358
8	49.204		17:22:25.562
9	49.739	+0.535	17:23:15.301
10	49.369	+0.165	17:24:04.670
11	49.323	+0.119	17:24:53.993
12	50.166	+0.962	17:25:44.159

Lap	Lap Tm	Diff	Time of Day
(15) Ragnar Veerus			
1	53.827	+4.602	17:16:31.987
2	53.144	+3.919	17:17:25.131
3	51.796	+2.571	17:18:16.927
4	50.084	+0.859	17:19:07.011
5	49.225		17:19:56.236
6	50.097	+0.872	17:20:46.333
7	49.388	+0.163	17:21:35.721
8	49.315	+0.090	17:22:25.036
9	50.636	+1.411	17:23:15.672
10	49.232	+0.007	17:24:04.904
11	49.239	+0.014	17:24:54.143
12	50.646	+1.421	17:25:44.789

Lap	Lap Tm	Diff	Time of Day
(11) Simon Loomets			
1	53.281	+3.945	17:16:36.540
2	50.886	+1.550	17:17:27.426
3	50.088	+0.752	17:18:17.514
4	49.932	+0.596	17:19:07.446
5	49.670	+0.334	17:19:57.116
6	49.433	+0.097	17:20:46.549
7	49.500	+0.164	17:21:36.049
8	49.394	+0.058	17:22:25.443

Lap	Lap Tm	Diff	Time of Day
9	49.759	+0.423	17:23:15.202
10	49.363	+0.027	17:24:04.565
11	49.336		17:24:53.901
12	49.969	+0.633	17:25:43.870

Lap	Lap Tm	Diff	Time of Day
(21) Mark Villem Moor			
1	55.808	+6.088	17:16:28.602
2	52.192	+2.472	17:17:20.794
3	51.177	+1.457	17:18:11.971
4	50.537	+0.817	17:19:02.508
5	50.202	+0.482	17:19:52.710
6	50.013	+0.293	17:20:42.723
7	50.570	+0.850	17:21:33.293
8	49.815	+0.095	17:22:23.108
9	49.759	+0.039	17:23:12.867
10	49.726	+0.006	17:24:02.593
11	49.844	+0.124	17:24:52.437
12	49.720		17:25:42.157

Lap	Lap Tm	Diff	Time of Day
(117) Dimitriy Derepovka			
1	55.021	+5.181	17:16:28.865
2	52.189	+2.349	17:17:21.054
3	51.212	+1.372	17:18:12.266
4	50.496	+0.656	17:19:02.762
5	50.311	+0.471	17:19:53.073
6	49.924	+0.084	17:20:42.997
7	50.567	+0.727	17:21:33.564
8	50.157	+0.317	17:22:23.721
9	49.840		17:23:13.561
10	50.226	+0.386	17:24:03.787
11	49.969	+0.129	17:24:53.756
12	52.408	+2.568	17:25:46.164


Lap	Lap Tm	Diff	Time of Day
(17) Daniil Vehov			
1	54.364	+3.735	17:16:45.578
2	51.801	+1.172	17:17:37.379
3	51.428	+0.799	17:18:28.807
4	51.099	+0.470	17:19:19.906
5	50.994	+0.365	17:20:10.900
6	50.928	+0.299	17:21:01.828
7	50.870	+0.241	17:21:52.698
8	50.629		17:22:43.327
9	51.468	+0.839	17:23:34.795
10	50.827	+0.198	17:24:25.622
11	50.768	+0.139	17:25:16.390
12	50.881	+0.252	17:26:07.271

Lap	Lap Tm	Diff	Time of Day
(9) Kert William Reinaste			
1	56.361	+4.693	17:16:35.370
2	54.104	+2.436	17:17:29.474
3	52.055	+0.387	17:18:21.529
4	52.855	+1.187	17:19:14.384
5	51.883	+0.215	17:20:06.267
6	51.973	+0.305	17:20:58.240
7	52.272	+0.604	17:21:50.512
8	51.981	+0.313	17:22:42.493
9	53.318	+1.650	17:23:35.811
10	51.806	+0.138	17:24:27.617
11	53.248	+1.580	17:25:20.865
12	51.668		17:26:12.533

RAHA 24 Eesti MV II etapp kardispordis

Raket
 Raket - qualifying - 10 minutes
 Qualifying started at 17:15:29

Aravete Karting Circuit 1,001 Km
 20.05.2011 17:30



POLE POSITION

Rolling Start

1	1 10 Jüri Vips 48.901 Liqui Moly Roli Team
2	3 14 Paul August Lääne 49.204 Talvar Racing
3	5 11 Simon Loomets 49.336 TGT Racing
4	7 117 Dimitriy Derepovka 49.840 AGS Racing
5	9 9 Kert William Reinaste 51.668 Aix Racing

2	6 Oliver Nurmik 49.104 Aix Racing
4	15 Ragnar Veerus 49.225 Vihur Team
6	21 Mark Villem Moor 49.720 Aix Racing
8	17 Daniil Vehov 50.629 Liqui Moly Roli Team

RAHA 24 Eesti MV II etapp kardispordis

Raket

Aravete Karting Circuit 1,001 Km

Raket - reedese päeva parimate ringiaegade järjestus

Pos	No.	Name	Nat	Overall BestTm	Diff	Gap	In Session
1	10	Jüri Vips	EST	48.901			Raket - qualifying - 10 minutes
2	6	Oliver Nurmik	EST	49.104	0.203	0.203	Raket - qualifying - 10 minutes
3	14	Paul August Lääne	EST	49.204	0.303	0.100	Raket - qualifying - 10 minutes
4	15	Ragnar Veerus	EST	49.225	0.324	0.021	Raket - qualifying - 10 minutes
5	11	Simon Loomets	EST	49.336	0.435	0.111	Raket - qualifying - 10 minutes
6	21	Mark Villem Moor	EST	49.484	0.583	0.148	Raket - practice 6 - 8 minutes
7	117	Dimitriy Derepovka	RUS	49.523	0.622	0.039	Raket - practice 3 - 8 minutes
8	17	Daniil Vehov	RUS	50.629	1.728	1.106	Raket - qualifying - 10 minutes
9	9	Kert William Reinaste	EST	51.668	2.767	1.039	Raket - qualifying - 10 minutes

RAHA 24 Eesti MV II etapp kardispordis
Sorted on Best Lap time

Raket

Aravete Karting Circuit 1,001 Km

Raket - warm up - 8 minutes

21.05.2011 08:40

Practice started at 8:41:06

Pos	No.	Name	R	Nat	Entrant/Race Team	Chassis/Engine/Tyres	Best Tm	Diff	Gap	Laps	In Lap	Best Speed
1	11	Simon Loomets		EST	TGT Racing	Dino / Raket 85 / Bridgestone	49.393			10	9	72,958
2	10	Jüri Vips		EST	Liqui Moly Roli Team	CRG / Raket 85 / Bridgestone	49.611	0.218	0.218	10	8	72,637
3	14	Paul August Lääne		EST	Talvar Racing	Zanardi / Raket 85 / Bridgestone	49.634	0.241	0.023	10	8	72,603
4	15	Ragnar Veerus		EST	Vihur Team	Tony Kart / Raket 85 / Bridgestone	49.918	0.525	0.284	7	6	72,190
5	117	Dimitriy Derepovka	R	RUS	AGS Racing	Tony Kart / Raket 85 / Bridgestone	50.180	0.787	0.262	10	5	71,813
6	21	Mark Villem Moor	R	EST	Aix Racing	CRG / Raket 85 / Bridgestone	50.401	1.008	0.221	10	8	71,499
7	17	Daniil Vehov		RUS	Liqui Moly Roli Team	CRG / Raket 85 / Bridgestone	50.486	1.093	0.085	10	8	71,378
8	9	Kert William Reinast	R	EST	Aix Racing	Tony Kart / Raket 85 / Bridgestone	52.309	2.916	1.823	9	7	68,891

Announcements

Wheather: sunny, 17 degrees Track: dry

Organizer: MAK MTÜ Posted at:

Officialised at:

Orbits

Clerk of the Course: Heikki Hõbemägi

Secretary of race: Merle Niglas

Official Timing: EAL Timing

Printed: 22.05.2011 10:31:32

RAHA 24 Eesti MV II etapp kardispordis

Raket

Aravete Karting Circuit 1,001 Km

Raket - warm up - 8 minutes

21.05.2011 08:40

Practice started at 8:41:06

Lap	Lap Tm	Diff	Time of Day
(11) Simon Loomets			
1	54.814	+5.421	8:42:12.278
2	51.619	+2.226	8:43:03.897
3	50.137	+0.744	8:43:54.034
4	50.316	+0.923	8:44:44.350
5	50.569	+1.176	8:45:34.919
6	49.898	+0.505	8:46:24.817
7	50.046	+0.653	8:47:14.863
8	49.672	+0.279	8:48:04.535
9	49.393		8:48:53.928
10	49.590	+0.197	8:49:43.518

Lap	Lap Tm	Diff	Time of Day
(10) Jüri Vips			
1	55.072	+5.461	8:42:09.774
2	52.193	+2.582	8:43:01.967
3	51.387	+1.776	8:43:53.354
4	50.086	+0.475	8:44:43.440
5	50.015	+0.404	8:45:33.455
6	50.266	+0.655	8:46:23.721
7	49.780	+0.169	8:47:13.501
8	49.611		8:48:03.112
9	49.843	+0.232	8:48:52.955
10	49.865	+0.254	8:49:42.820

Lap	Lap Tm	Diff	Time of Day
(14) Paul August Lääne			
1	55.314	+5.680	8:42:11.852
2	51.443	+1.809	8:43:03.295
3	50.560	+0.926	8:43:53.855
4	50.392	+0.758	8:44:44.247
5	50.459	+0.825	8:45:34.706
6	49.959	+0.325	8:46:24.665
7	49.731	+0.097	8:47:14.396
8	49.634		8:48:04.030
9	50.120	+0.486	8:48:54.150
10	49.692	+0.058	8:49:43.842

Lap	Lap Tm	Diff	Time of Day
(15) Ragnar Veerus			
1	56.199	+6.281	8:42:13.386
2	52.268	+2.350	8:43:05.654
3	51.288	+1.370	8:43:56.942
4	50.585	+0.667	8:44:47.527
5	50.236	+0.318	8:45:37.763
6	49.918		8:46:27.681
7	50.136	+0.218	8:47:17.817

Lap	Lap Tm	Diff	Time of Day
(117) Dimitriy Derepovka			
1	56.799	+6.619	8:42:12.169
2	52.230	+2.050	8:43:04.399
3	51.204	+1.024	8:43:55.603
4	51.041	+0.861	8:44:46.644
5	50.180		8:45:36.824
6	50.398	+0.218	8:46:27.222
7	50.325	+0.145	8:47:17.547
8	52.006	+1.826	8:48:09.553
9	50.446	+0.266	8:48:59.999
10	50.216	+0.036	8:49:50.215

Lap	Lap Tm	Diff	Time of Day
(21) Mark Villem Moor			
1	59.096	+8.695	8:42:17.694
2	53.435	+3.034	8:43:11.129
3	51.776	+1.375	8:44:02.905
4	51.328	+0.927	8:44:54.233
5	51.033	+0.632	8:45:45.266
6	50.564	+0.163	8:46:35.830
7	50.716	+0.315	8:47:26.546

Lap	Lap Tm	Diff	Time of Day
8	50.401		8:48:16.947
9	51.275	+0.874	8:49:08.222
10	50.412	+0.011	8:49:58.634

Lap	Lap Tm	Diff	Time of Day
(17) Daniil Vehov			
1	57.670	+7.184	8:42:19.567
2	52.915	+2.429	8:43:12.482
3	51.788	+1.302	8:44:04.270
4	51.324	+0.838	8:44:55.594
5	50.640	+0.154	8:45:46.234
6	50.725	+0.239	8:46:36.959
7	50.591	+0.105	8:47:27.550
8	50.486		8:48:18.036
9	50.593	+0.107	8:49:08.629
10	50.802	+0.316	8:49:59.431

Lap	Lap Tm	Diff	Time of Day
(9) Kert William Reinaste			
1	58.317	+6.008	8:42:23.546
2	54.707	+2.398	8:43:18.253
3	53.625	+1.316	8:44:11.878
4	52.723	+0.414	8:45:04.601
5	53.351	+1.042	8:45:57.952
6	52.807	+0.498	8:46:50.759
7	52.309		8:47:43.068
8	52.319	+0.010	8:48:35.387
9	52.763	+0.454	8:49:28.150

RAHA 24 Eesti MV II etapp kardispordis

Sorted on Laps

Raket Aravete Karting Circuit 1,001 Km

Raket - prefinal race - 14 laps 21.05.2011 10:05

Race started at 10:06:45

Pos	No.	Name	R	Nat	Entrant/Race Team	Chassis/Engine/Tyres	Laps	Total Tm	Diff	Gap	Best Tm	In Lap	Points
1	14	Paul August Lääne		EST	Talvar Racing	Zanardi / Raket 85 / Bridgestone	14	11:36.153			49.045	13	15
2	6	Oliver Nurmik		EST	Aix Racing	Tony Kart / Raket 85 / Bridgestone	14	11:39.586	3.433	3.433	49.001	11	12
3	15	Ragnar Veerus		EST	Vihur Team	Tony Kart / Raket 85 / Bridgestone	14	11:39.760	3.607	0.174	48.953	13	10
4	10	Jüri Vips		EST	Liqui Moly Roli Team	CRG / Raket 85 / Bridgestone	14	11:39.884	3.731	0.124	48.988	11	9
5	11	Simon Loomets		EST	TGT Racing	Dino / Raket 85 / Bridgestone	14	11:46.024	9.871	6.140	49.336	6	8
6	117	Dimitriy Derepovka	R	RUS	AGS Racing	Tony Kart / Raket 85 / Bridgestone	14	11:50.307	14.154	4.283	49.485	9	7
7	21	Mark Villem Moor	R	EST	Aix Racing	CRG / Raket 85 / Bridgestone	14	11:50.710	14.557	0.403	49.545	9	6
8	17	Daniil Vehov		RUS	Liqui Moly Roli Team	CRG / Raket 85 / Bridgestone	14	11:54.005	17.852	3.295	50.242	11	5
9	9	Kert William Reinast	R	EST	Aix Racing	Tony Kart / Raket 85 / Bridgestone	14	12:15.732	39.579	21.727	51.756	6	4

Announcements

Wheather: sunny, 18 degrees Track: dry

Margin of Victory	Avg. Speed	Best Lap Tm	Best Speed	Best Lap by
3.433	72,470	48.953	73,613	15 - Ragnar Veerus

Organizer: MAK MTÜ Posted at:

Officialised at:

Orbits

Clerk of the Course: Heikki Hõbemägi

Secretary of race: Merle Niglas

Official Timing: EAL Timing

Printed: 22.05.2011 10:32:00

RAHA 24 Eesti MV II etapp kardispordis

Raket

Aravete Karting Circuit 1,001 Km

Raket - prefinal race - 14 laps

21.05.2011 10:05

Race started at 10:06:45

Lap	Lap Tm	Diff	Time of Day
(14) Paul August Lääne			
1	52.582	+3.537	10:07:37.986
2	50.903	+1.858	10:08:28.889
3	50.028	+0.983	10:09:18.917
4	49.521	+0.476	10:10:08.438
5	49.429	+0.384	10:10:57.867
6	49.502	+0.457	10:11:47.369
7	49.576	+0.531	10:12:36.945
8	49.299	+0.254	10:13:26.244
9	49.393	+0.348	10:14:15.637
10	49.199	+0.154	10:15:04.836
11	49.091	+0.046	10:15:53.927
12	49.171	+0.126	10:16:43.098
13	49.045		10:17:32.143
14	49.177	+0.132	10:18:21.320

Lap	Lap Tm	Diff	Time of Day
(6) Oliver Nurmik			
1	52.572	+3.571	10:07:37.739
2	53.186	+4.185	10:08:30.925
3	50.725	+1.724	10:09:21.650
4	49.491	+0.490	10:10:11.141
5	50.130	+1.129	10:11:01.271
6	49.737	+0.736	10:11:51.008
7	49.578	+0.577	10:12:40.586
8	49.533	+0.532	10:13:30.119
9	49.216	+0.215	10:14:19.335
10	49.188	+0.187	10:15:08.523
11	49.001		10:15:57.524
12	49.066	+0.065	10:16:46.590
13	49.029	+0.028	10:17:35.619
14	49.134	+0.133	10:18:24.753

Lap	Lap Tm	Diff	Time of Day
(15) Ragnar Veerus			
1	54.028	+5.075	10:07:39.456
2	51.744	+2.791	10:08:31.200
3	50.303	+1.350	10:09:21.503
4	49.575	+0.622	10:10:11.078
5	49.464	+0.511	10:11:00.542
6	49.659	+0.706	10:11:50.201
7	49.620	+0.667	10:12:39.821
8	49.635	+0.682	10:13:29.456
9	49.431	+0.478	10:14:18.887
10	49.335	+0.382	10:15:08.222
11	49.148	+0.195	10:15:57.370
12	49.136	+0.183	10:16:46.506
13	48.953		10:17:35.459
14	49.468	+0.515	10:18:24.927

Lap	Lap Tm	Diff	Time of Day
(10) Jüri Vips			
1	53.533	+4.545	10:07:38.765
2	52.715	+3.727	10:08:31.480
3	50.627	+1.639	10:09:22.107
4	49.400	+0.412	10:10:11.507
5	49.978	+0.990	10:11:01.485
6	49.737	+0.749	10:11:51.222
7	49.475	+0.487	10:12:40.697
8	49.610	+0.622	10:13:30.307
9	49.214	+0.226	10:14:19.521
10	49.133	+0.145	10:15:08.654
11	48.988		10:15:57.642
12	49.065	+0.077	10:16:46.707
13	49.013	+0.025	10:17:35.720
14	49.331	+0.343	10:18:25.051

Lap	Lap Tm	Diff	Time of Day
(11) Simon Loomets			

Lap	Lap Tm	Diff	Time of Day
1	52.288	+2.952	10:07:37.854
2	58.736	+9.400	10:08:36.590
3	49.941	+0.605	10:09:26.531
4	49.627	+0.291	10:10:16.158
5	49.497	+0.161	10:11:05.655
6	49.336		10:11:54.991
7	49.389	+0.053	10:12:44.380
8	49.414	+0.078	10:13:33.794
9	49.424	+0.088	10:14:23.218
10	49.403	+0.067	10:15:12.621
11	49.566	+0.230	10:16:02.187
12	49.554	+0.218	10:16:51.741
13	49.835	+0.499	10:17:41.576
14	49.615	+0.279	10:18:31.191

Lap	Lap Tm	Diff	Time of Day
(117) Dimitriy Derepovka			
1	54.785	+5.300	10:07:40.583
2	51.934	+2.449	10:08:32.517
3	51.194	+1.709	10:09:23.711
4	50.091	+0.606	10:10:13.802
5	50.080	+0.595	10:11:03.882
6	50.323	+0.838	10:11:54.205
7	50.382	+0.897	10:12:44.587
8	49.997	+0.512	10:13:34.584
9	49.485		10:14:24.069
10	50.819	+1.334	10:15:14.888
11	49.913	+0.428	10:16:04.801
12	50.011	+0.526	10:16:54.812
13	50.225	+0.740	10:17:45.037
14	50.437	+0.952	10:18:35.474

Lap	Lap Tm	Diff	Time of Day
(21) Mark Villem Moor			
1	54.112	+4.567	10:07:39.732
2	52.048	+2.503	10:08:31.780
3	51.137	+1.592	10:09:22.917
4	50.516	+0.971	10:10:13.433
5	50.233	+0.688	10:11:03.666
6	50.246	+0.701	10:11:53.912
7	50.372	+0.827	10:12:44.284
8	50.065	+0.520	10:13:34.349
9	49.545		10:14:23.894
10	50.389	+0.844	10:15:14.283
11	50.248	+0.703	10:16:04.531
12	50.123	+0.578	10:16:54.654
13	50.502	+0.957	10:17:45.156
14	50.721	+1.176	10:18:35.877

Lap	Lap Tm	Diff	Time of Day
(17) Daniil Vehov			
1	54.339	+4.097	10:07:40.262
2	52.003	+1.761	10:08:32.265
3	51.012	+0.770	10:09:23.277
4	51.065	+0.823	10:10:14.342
5	50.346	+0.104	10:11:04.688
6	50.771	+0.529	10:11:55.459
7	50.723	+0.481	10:12:46.182
8	50.636	+0.394	10:13:36.818
9	50.403	+0.161	10:14:27.221
10	50.478	+0.236	10:15:17.699
11	50.242		10:16:07.941
12	50.292	+0.050	10:16:58.233
13	50.409	+0.167	10:17:48.642
14	50.530	+0.288	10:18:39.172

Lap	Lap Tm	Diff	Time of Day
(9) Kert William Reinaste			
1	56.251	+4.495	10:07:42.488
2	53.303	+1.547	10:08:35.791

RAHA 24 Eesti MV II etapp kardispordis

Lapchart


Raket

Aravete Karting Circuit 1,001 Km

Raket - prefinal race - 14 laps

21.05.2011 10:05

Race started at 10:06:45



Competitors

	Laps														
	0	1	2	3	4	5	6	7	8	9	10	11	12	13	14
Oliver Nurmik (6)	1	6	6	14	14	14	14	14	14	14	14	14	14	14	14
Jüri Vips (10)	2	10	11	6	15	15	15	15	15	15	15	15	15	15	6
Paul August Lääne (14)	3	14	14	15	6	6	6	6	6	6	6	6	6	6	15
Ragnar Veerus (15)	4	15	10	10	10	10	10	10	10	10	10	10	10	10	10
Simon Loomets (11)	5	11	15	21	21	21	21	21	21	11	11	11	11	11	11
Mark Villem Moor (21)	6	21	21	17	17	117	117	117	11	21	21	21	21	117	117
Dimitriy Derepovka (117)	7	117	17	117	117	17	17	11	117	117	117	117	117	21	21
Daniil Vehov (17)	8	17	117	9	11	11	11	17	17	17	17	17	17	17	17
Kert William Reinaste (9)	9	9	9	11	9	9	9	9	9	9	9	9	9	9	9

RAHA 24 Eesti MV II etapp kardispordis

Sorted on Laps

Raket Aravete Karting Circuit 1,001 Km

Raket - final race - 16 laps 21.05.2011 13:45

Race (16 Laps) started at 13:46:47

Pos	No.	Name	R	Nat	Entrant/Race Team	Chassis/Engine/Tyres	Laps	Total Tm	Diff	Gap	Best Tm	In Lap	Points
1	6	Oliver Nurmik		EST	Aix Racing	Tony Kart / Raket 85 / Bridgestone	16	13:11.475			48.951	13	30
2	15	Ragnar Veerus		EST	Vihur Team	Tony Kart / Raket 85 / Bridgestone	16	13:14.636	3.161	3.161	48.963	10	24
3	11	Simon Loomets		EST	TGT Racing	Dino / Raket 85 / Bridgestone	16	13:14.777	3.302	0.141	49.055	13	20
4	10	Jüri Vips		EST	Liqui Moly Roli Team	CRG / Raket 85 / Bridgestone	16	13:17.823	6.348	3.046	48.993	10	18
5	117	Dimitriy Derepovka	R	RUS	AGS Racing	Tony Kart / Raket 85 / Bridgestone	16	13:22.780	11.305	4.957	49.747	11	16
6	21	Mark Villem Moor	R	EST	Aix Racing	CRG / Raket 85 / Bridgestone	16	13:29.082	17.607	6.302	50.105	15	14
7	14	Paul August Lääne		EST	Talvar Racing	Zanardi / Raket 85 / Bridgestone	16	13:32.730	21.255	3.648	49.004	13	12
8	17	Daniil Vehov		RUS	Liqui Moly Roli Team	CRG / Raket 85 / Bridgestone	16	13:38.028	26.553	5.298	50.491	10	10
9	9	Kert William Reinast	R	EST	Aix Racing	Tony Kart / Raket 85 / Bridgestone	15	13:34.486	1 Lap	1 Lap	51.888	5	8

Announcements

Wheather: sunny, 21 degrees Track: dry

Margin of Victory	Avg. Speed	Best Lap Tm	Best Speed	Best Lap by
3.161	72,848	48.951	73,616	6 - Oliver Nurmik

Organizer: MAK MTÜ Posted at:

Officialised at:

Orbits

Clerk of the Course: Heikki Hõbemägi

Secretary of race: Merle Niglas

Official Timing: EAL Timing

Printed: 22.05.2011 10:32:27

RAHA 24 Eesti MV II etapp kardispordis

Raket

Aravete Karting Circuit 1,001 Km

Raket - final race - 16 laps

21.05.2011 13:45

Race (16 Laps) started at 13:46:47

Lap	Lap Tm	Diff	Time of Day
(6) Oliver Nurmik			
1	51.460	+2.509	13:47:38.883
2	49.582	+0.631	13:48:28.465
3	49.474	+0.523	13:49:17.939
4	49.345	+0.394	13:50:07.284
5	49.226	+0.275	13:50:56.510
6	49.230	+0.279	13:51:45.740
7	49.132	+0.181	13:52:34.872
8	49.132	+0.181	13:53:24.004
9	49.048	+0.097	13:54:13.052
10	49.312	+0.361	13:55:02.364
11	49.198	+0.247	13:55:51.562
12	49.250	+0.299	13:56:40.812
13	48.951		13:57:29.763
14	49.309	+0.358	13:58:19.072
15	49.209	+0.258	13:59:08.281
16	50.450	+1.499	13:59:58.731

Lap	Lap Tm	Diff	Time of Day
(15) Ragnar Veerus			
1	52.391	+3.428	13:47:40.043
2	49.540	+0.577	13:48:29.583
3	49.301	+0.338	13:49:18.884
4	49.214	+0.251	13:50:08.098
5	49.430	+0.467	13:50:57.528
6	50.588	+1.625	13:51:48.116
7	50.038	+1.075	13:52:38.154
8	49.257	+0.294	13:53:27.411
9	49.085	+0.122	13:54:16.496
10	48.963		13:55:05.459
11	49.165	+0.202	13:55:54.624
12	49.421	+0.458	13:56:44.045
13	49.159	+0.196	13:57:33.204
14	49.254	+0.291	13:58:22.458
15	49.875	+0.912	13:59:12.333
16	49.559	+0.596	14:00:01.892

Lap	Lap Tm	Diff	Time of Day
(11) Simon Loomets			
1	51.778	+2.723	13:47:39.549
2	49.611	+0.556	13:48:29.160
3	49.275	+0.220	13:49:18.435
4	49.242	+0.187	13:50:07.677
5	49.594	+0.539	13:50:57.271
6	49.449	+0.394	13:51:46.720
7	49.469	+0.414	13:52:36.189
8	49.503	+0.448	13:53:25.692
9	49.399	+0.344	13:54:15.091
10	49.367	+0.312	13:55:04.458
11	50.556	+1.501	13:55:55.014
12	49.279	+0.224	13:56:44.293
13	49.055		13:57:33.348
14	49.283	+0.228	13:58:22.631
15	49.530	+0.475	13:59:12.161
16	49.872	+0.817	14:00:02.033

Lap	Lap Tm	Diff	Time of Day
(10) Jüri Vips			
1	51.884	+2.891	13:47:39.385
2	49.919	+0.926	13:48:29.304
3	49.278	+0.285	13:49:18.582
4	49.232	+0.239	13:50:07.814
5	49.542	+0.549	13:50:57.356
6	50.487	+1.494	13:51:47.843
7	50.458	+1.465	13:52:38.301
8	49.215	+0.222	13:53:27.516
9	49.105	+0.112	13:54:16.621
10	48.993		13:55:05.614

Lap	Lap Tm	Diff	Time of Day
11	51.673	+2.680	13:55:57.287
12	50.555	+1.562	13:56:47.842
13	49.549	+0.556	13:57:37.391
14	49.324	+0.331	13:58:26.715
15	49.162	+0.169	13:59:15.877
16	49.202	+0.209	14:00:05.079

Lap	Lap Tm	Diff	Time of Day
(117) Dimitriy Derepovka			
1	52.595	+2.848	13:47:40.307
2	49.900	+0.153	13:48:30.207
3	49.783	+0.036	13:49:19.990
4	50.223	+0.476	13:50:10.213
5	49.919	+0.172	13:51:00.132
6	49.990	+0.243	13:51:50.122
7	49.996	+0.249	13:52:40.118
8	49.775	+0.028	13:53:29.893
9	50.016	+0.269	13:54:19.909
10	49.859	+0.112	13:55:09.768
11	49.747		13:55:59.515
12	50.164	+0.417	13:56:49.679
13	49.816	+0.069	13:57:39.495
14	50.077	+0.330	13:58:29.572
15	50.001	+0.254	13:59:19.573
16	50.463	+0.716	14:00:10.036

Lap	Lap Tm	Diff	Time of Day
(21) Mark Villem Moor			
1	53.004	+2.899	13:47:41.002
2	50.908	+0.803	13:48:31.910
3	50.431	+0.326	13:49:22.341
4	50.146	+0.041	13:50:12.487
5	50.295	+0.190	13:51:02.782
6	50.242	+0.137	13:51:53.024
7	50.431	+0.326	13:52:43.455
8	50.275	+0.170	13:53:33.730
9	50.253	+0.148	13:54:23.983
10	50.121	+0.016	13:55:14.104
11	50.377	+0.272	13:56:04.481
12	50.717	+0.612	13:56:55.198
13	50.205	+0.100	13:57:45.403
14	50.219	+0.114	13:58:35.622
15	50.105		13:59:25.727
16	50.611	+0.506	14:00:16.338

Lap	Lap Tm	Diff	Time of Day
(14) Paul August Lääne			
1	51.285	+2.281	13:47:38.541
2	49.744	+0.740	13:48:28.285
3	49.515	+0.511	13:49:17.800
4	49.368	+0.364	13:50:07.168
5	49.151	+0.147	13:50:56.319
6	49.325	+0.321	13:51:45.644
7	49.083	+0.079	13:52:34.727
8	49.089	+0.085	13:53:23.816
9	49.032	+0.028	13:54:12.848
10	49.337	+0.333	13:55:02.185
11	49.218	+0.214	13:55:51.403
12	49.227	+0.223	13:56:40.630
13	49.004		13:57:29.634
14	49.241	+0.237	13:58:18.875
15	49.258	+0.254	13:59:08.133
16	1:11.853	+22.849	14:00:19.986

Lap	Lap Tm	Diff	Time of Day
(17) Daniil Vehov			
1	54.382	+3.891	13:47:42.429
2	51.590	+1.099	13:48:34.019
3	50.836	+0.345	13:49:24.855
4	50.898	+0.407	13:50:15.753

Lap	Lap Tm	Diff	Time of Day
5	50.689	+0.198	13:51:06.442
6	50.711	+0.220	13:51:57.153
7	50.612	+0.121	13:52:47.765
8	50.751	+0.260	13:53:38.516
9	50.733	+0.242	13:54:29.249
10	50.491		13:55:19.740
11	50.695	+0.204	13:56:10.435
12	50.736	+0.245	13:57:01.171
13	50.758	+0.267	13:57:51.929
14	50.761	+0.270	13:58:42.690
15	51.206	+0.715	13:59:33.896
16	51.388	+0.897	14:00:25.284

Lap	Lap Tm	Diff	Time of Day
(9) Kert William Reinaste			
1	53.936	+2.048	13:47:42.169
2	53.077	+1.189	13:48:35.246
3	52.376	+0.488	13:49:27.622
4	52.167	+0.279	13:50:19.789
5	51.888		13:51:11.677
6	52.340	+0.452	13:52:04.017
7	52.471	+0.583	13:52:56.488
8	52.900	+1.012	13:53:49.388
9	52.701	+0.813	13:54:42.089
10	1:14.836	+22.948	13:55:56.925
11	53.597	+1.709	13:56:50.522
12	52.427	+0.539	13:57:42.949
13	52.599	+0.711	13:58:35.548
14	52.982	+1.094	13:59:28.530
15	53.212	+1.324	14:00:21.742

RAHA 24 Eesti MV II etapp kardispordis

Lapchart


Raket

Aravete Karting Circuit 1,001 Km

Raket - final race - 16 laps

21.05.2011 13:45

Race (16 Laps) started at 13:46:47



Competitors	Laps																
	0	1	2	3	4	5	6	7	8	9	10	11	12	13	14	15	16
Paul August Lääne (14)	1	14	14	14	14	14	14	14	14	14	14	14	14	14	14	14	6
Oliver Nurmik (6)	2	6	6	6	6	6	6	6	6	6	6	6	6	6	6	6	15
Jüri Vips (10)	3	10	10	11	11	11	11	11	11	11	11	11	15	15	15	15	11
Ragnar Veerus (15)	4	15	11	10	10	10	10	10	15	15	15	15	11	11	11	11	10
Dimitriy Derepovka (117)	5	117	15	15	15	15	15	15	10	10	10	10	10	10	10	10	117
Simon Loomets (11)	6	11	117	117	117	117	117	117	117	117	117	117	117	117	117	117	21
Mark Villem Moor (21)	7	21	21	21	21	21	21	21	21	21	21	21	21	21	21	21	14
Daniil Vehov (17)	8	17	9	17	17	17	17	17	17	17	17	17	17	17	17	17	17
Kert William Reinaste (9)	9	9	17	9	9	9	9	9	9	9	9	9	9	9	9	9	9

RAHA 24 Eesti MV II etapp kardispordis

Raket

Aravete Karting Circuit 1,001 Km

Raket - laupäeva parimate ringiaegade järjestus


Pos	No.	Name	Nat	Overall BestTm	Diff	Gap	In Session
1	6	Oliver Nurmik	EST	48.951			Raket - final race - 16 laps
2	15	Ragnar Veerus	EST	48.953	0.002	0.002	Raket - prefinal race - 14 laps
3	10	Jüri Vips	EST	48.988	0.037	0.035	Raket - prefinal race - 14 laps
4	14	Paul August Lääne	EST	49.004	0.053	0.016	Raket - final race - 16 laps
5	11	Simon Loomets	EST	49.055	0.104	0.051	Raket - final race - 16 laps
6	117	Dimitriy Derepovka	RUS	49.485	0.534	0.430	Raket - prefinal race - 14 laps
7	21	Mark Villem Moor	EST	49.545	0.594	0.060	Raket - prefinal race - 14 laps
8	17	Daniil Vehov	RUS	50.242	1.291	0.697	Raket - prefinal race - 14 laps
9	9	Kert William Reinaste	EST	51.756	2.805	1.514	Raket - prefinal race - 14 laps

RAHA 24 Eesti MV II etapp kardispordis

Raket

Aravete Karting Circuit 1,001 Km

Raket - kokkuvõte



Pos	No.	Name	Nat	Entrant/Race Team	Chassis/Engine/Tyres	R1.	R2.	Total points
1	6	Oliver Nurmik	EST	Aix Racing	Tony Kart / Raket 85 / Bridgestone	12	30	42
2	15	Ragnar Veerus	EST	Vihur Team	Tony Kart / Raket 85 / Bridgestone	10	24	34
3	11	Simon Loomets	EST	TGT Racing	Dino / Raket 85 / Bridgestone	8	20	28
4	10	Jüri Vips	EST	Liqui Moly Roli Team	CRG / Raket 85 / Bridgestone	9	18	27
5	14	Paul August Lääne	EST	Talvar Racing	Zanardi / Raket 85 / Bridgestone	15	12	27
6	117	Dimitriy Derepovka	RUS	AGS Racing	Tony Kart / Raket 85 / Bridgestone	7	16	23
7	21	Mark Villem Moor	EST	Aix Racing	CRG / Raket 85 / Bridgestone	6	14	20
8	17	Daniil Vehov	RUS	Liqui Moly Roli Team	CRG / Raket 85 / Bridgestone	5	10	15
9	9	Kert William Reinaste	EST	Aix Racing	Tony Kart / Raket 85 / Bridgestone	4	8	12

Raket Eesti MV kardispordis 2011

2011

Pos	No.	Name	Total	Diff	Gap	#1			#2		
						R1	R2	Total	R1	R2	Total
1	6	Oliver Nurmik	84	0	0	12	30	42	12	30	42
2	14	Paul August Lääne	66	18	18	15	24	39	15	12	27
3	15	Ragnar Veerus	64	20	2	10	20	30	10	24	34
4	11	Simon Loomets	55	29	9	9	18	27	8	20	28
5	117	Dimitriy Derepovka	44	40	11	7	14	21	7	16	23
6	21	Mark Villem Moor	44	40	0	8	16	24	6	14	20
7	9	Kert William Reinaste	29	55	15	5	12	17	4	8	12
8	10	Jüri Vips	27	57	2	x	x	x	9	18	27
9	16	Karl Johann Rass	16	68	11	6	10	16	x	x	x
10	17	Daniil Vehov	15	69	1	x	x	x	5	10	15

Event Legend

#1	7.05.2011	RAHA 24 Eesti MV I etapp kardispordis - Rapla	#2	21.05.2011	RAHA 24 Eesti MV II etapp kardispordis - Aravete
----	-----------	---	----	------------	--