

ProKart Eesti KV II etapp kardispordis

Sorted on Best Lap time

ROTAX JUNIOR, ROTAX MAX

Kuningamäe Karting Track 0,850 km

warm up - 7 minutes

19.06.2016 09:32

Practice started at 9:35:23

Pos	No.	Name	Best Tm	Diff	Gap	In Lap	Laps	Entrant	Make	Class
1	256	Kairo KIVI	45.247			6	7	TGT Racing	Kosmic	Rotax Max
2	56	Georg KÕSS	45.518	0.271	0.271	7	7	TGT Racing	Tony Kart	Rotax Junior
3	16	Matvejs MAKUSHINS	45.656	0.409	0.138	4	7	AGS Racing	Kosmic	Rotax Junior
4	3	Ragnar VEERUS	45.787	0.540	0.131	2	4	AGS Racing	Tony Kart	Rotax Max
5	7	Kristjan SALVET	45.912	0.665	0.125	6	7	AGS Racing	Kosmic	Rotax Max
6	167	Karl LEESMAA	45.914	0.667	0.002	6	7	AGS Racing	Birel	Rotax Junior
7	31	Erich KÜHN	46.309	1.062	0.395	6	6	AGS Racing	Kosmic	Rotax Junior
8	65	Martin LEOTOOTS	47.063	1.816	0.754	6	6	TGT Racing	Tony Kart	Rotax Junior
9	77	Rainer TALVAR	47.833	2.586	0.770	2	6	Talvar Racing	Tony Kart	Rotax Junior
10	24	Jakob Mattias OJA	48.924	3.677	1.091	2	2	AIX Racing	Tony Kart	Rotax Junior

Orbits

ASPER
WWW.MYLAPS.EE TIMING

ProKart Eesti KV II etapp kardisportdis

ROTAX JUNIOR, ROTAX MAX

Kuningamäe Karting Track 0,850 km

warm up - 7 minutes

19.06.2016 09:32

Practice started at 9:35:23

Lap	Lap Tm	Diff	Time of Day
(256) Kairo KIVI			
1	45.675	+0.428	9:36:48.974
2	45.375	+0.128	9:37:34.349
3	45.526	+0.279	9:38:19.875
4	45.602	+0.355	9:39:05.477
5	45.377	+0.130	9:39:50.854
6	45.247		9:40:36.101
7	45.283	+0.036	9:41:21.384

Lap	Lap Tm	Diff	Time of Day
(56) Georg KÖSS			
1	45.949	+0.431	9:37:04.032
2	45.621	+0.103	9:37:49.653
3	45.811	+0.293	9:38:35.464
4	46.287	+0.769	9:39:21.751
5	46.146	+0.628	9:40:07.897
6	45.616	+0.098	9:40:53.513
7	45.518		9:41:39.031

Lap	Lap Tm	Diff	Time of Day
(16) Matvejs MAKUSHINS			
1	46.059	+0.403	9:36:50.489
2	45.894	+0.238	9:37:36.383
3	45.817	+0.161	9:38:22.200
4	45.656		9:39:07.856
5	45.772	+0.116	9:39:53.628
6	45.684	+0.028	9:40:39.312
7	45.694	+0.038	9:41:25.006

Lap	Lap Tm	Diff	Time of Day
(3) Ragnar VEERUS			
1	46.128	+0.341	9:38:38.586
2	45.787		9:39:24.373
3	46.320	+0.533	9:40:10.693
4	46.204	+0.417	9:40:56.897

Lap	Lap Tm	Diff	Time of Day
(7) Kristjan SALVET			
1	46.257	+0.345	9:36:57.453
2	46.702	+0.790	9:37:44.155
3	46.583	+0.671	9:38:30.738
4	46.070	+0.158	9:39:16.808
5	46.287	+0.375	9:40:03.095
6	45.912		9:40:49.007
7	46.127	+0.215	9:41:35.134

Lap	Lap Tm	Diff	Time of Day
(167) Karl LEESMAA			

Lap	Lap Tm	Diff	Time of Day
1	46.720	+0.806	9:36:55.104
2	46.118	+0.204	9:37:41.222
3	46.142	+0.228	9:38:27.364
4	46.154	+0.240	9:39:13.518
5	46.109	+0.195	9:39:59.627
6	45.914		9:40:45.541
7	46.196	+0.282	9:41:31.737

Lap	Lap Tm	Diff	Time of Day
(31) Erich KÜHN			
1	47.656	+1.347	9:37:00.715
2	47.098	+0.789	9:37:47.813
3	46.670	+0.361	9:38:34.483
4	47.517	+1.208	9:39:22.000
5	47.936	+1.627	9:40:09.936
6	46.309		9:40:56.245

Lap	Lap Tm	Diff	Time of Day
(65) Martin LEOTOOTS			
1	48.016	+0.953	9:36:56.618
2	48.074	+1.011	9:37:44.692
3	47.993	+0.930	9:38:32.685
4	47.192	+0.129	9:39:19.877
5	1:34.119	+47.056	9:40:53.996
6	47.063		9:41:41.059

Lap	Lap Tm	Diff	Time of Day
(77) Rainer TALVAR			
1	48.631	+0.798	9:36:56.058
2	47.833		9:37:43.891
3	48.686	+0.853	9:38:32.577
4	48.903	+1.070	9:39:21.480
5	48.611	+0.778	9:40:10.091
6	48.462	+0.629	9:40:58.553

Lap	Lap Tm	Diff	Time of Day
(24) Jakob Mattias OJA			
1	2:26.535	+1:37.611	9:38:45.104
2	48.924		9:39:34.028


ProKart Eesti KV II etapp kardispordis

Sorted on Best Lap time

ROTAX JUNIOR, ROTAX MAX
 qualifying practice - 7 minutes
 Qualifying started at 10:37:21

Kuningamäe Karting Track 0,850 km

19.06.2016 10:29



Pos	No.	Name	Best Tm	Diff	Gap	In Lap	Laps	Entrant	Make	Class
1	256	Kairo KIVI	45.741			4	6	TGT Racing	Kosmic	Rotax Max
2	56	Georg KÕSS	45.939	0.198	0.198	4	6	TGT Racing	Tony Kart	Rotax Junior
3	3	Ragnar VEERUS	46.168	0.427	0.229	6	6	AGS Racing	Tony Kart	Rotax Max
4	167	Karl LEESMAA	46.205	0.464	0.037	6	6	AGS Racing	Birel	Rotax Junior
5	7	Kristjan SALVET	46.428	0.687	0.223	5	6	AGS Racing	Kosmic	Rotax Max
6	16	Matvejs MAKUSHINS	46.466	0.725	0.038	6	6	AGS Racing	Kosmic	Rotax Junior
7	31	Erich KÜHN	46.535	0.794	0.069	6	6	AGS Racing	Kosmic	Rotax Junior
8	24	Jakob Mattias OJA	46.575	0.834	0.040	5	6	AIX Racing	Tony Kart	Rotax Junior
9	65	Martin LEOTOOTS	46.980	1.239	0.405	4	6	TGT Racing	Tony Kart	Rotax Junior
10	77	Rainer TALVAR	48.089	2.348	1.109	6	6	Talvar Racing	Tony Kart	Rotax Junior

Orbits

ProKart Eesti KV II etapp kardispordis

ROTAX JUNIOR, ROTAX MAX

Kuningamäe Karting Track 0,850 km

qualifying practice - 7 minutes

19.06.2016 10:29

Qualifying started at 10:37:21

Lap	Lap Tm	Diff	Time of Day
-----	--------	------	-------------

(256) Kairo KIVI

1	46.111	+0.370	10:38:51.670
2	45.892	+0.151	10:39:37.562
3	45.806	+0.065	10:40:23.368
4	45.741		10:41:09.109
5	45.842	+0.101	10:41:54.951
6	45.968	+0.227	10:42:40.919

(56) Georg KÖSS

1	46.139	+0.200	10:39:03.872
2	46.467	+0.528	10:39:50.339
3	46.229	+0.290	10:40:36.568
4	45.939		10:41:22.507
5	46.119	+0.180	10:42:08.626
6	46.048	+0.109	10:42:54.674

(3) Ragnar VEERUS

1	47.870	+1.702	10:38:56.855
2	46.778	+0.610	10:39:43.633
3	47.089	+0.921	10:40:30.722
4	46.636	+0.468	10:41:17.358
5	52.442	+6.274	10:42:09.800
6	46.168		10:42:55.968

(167) Karl LEESMAA

1	46.732	+0.527	10:38:59.279
2	46.584	+0.379	10:39:45.863
3	46.541	+0.336	10:40:32.404
4	46.646	+0.441	10:41:19.050
5	47.221	+1.016	10:42:06.271
6	46.205		10:42:52.476

(7) Kristjan SALVET

1	46.651	+0.223	10:38:55.890
2	46.734	+0.306	10:39:42.624
3	46.710	+0.282	10:40:29.334
4	46.642	+0.214	10:41:15.976
5	46.428		10:42:02.404
6	46.540	+0.112	10:42:48.944

(16) Matvejs MAKUSHINS

1	47.548	+1.082	10:38:55.335
2	47.815	+1.349	10:39:43.150

Lap	Lap Tm	Diff	Time of Day
-----	--------	------	-------------

3	47.017	+0.551	10:40:30.167
4	46.848	+0.382	10:41:17.015
5	46.763	+0.297	10:42:03.778
6	46.466		10:42:50.244

(31) Erich KÜHN

1	47.544	+1.009	10:38:57.670
2	46.737	+0.202	10:39:44.407
3	46.920	+0.385	10:40:31.327
4	46.602	+0.067	10:41:17.929
5	46.908	+0.373	10:42:04.837
6	46.535		10:42:51.372

(24) Jakob Mattias OJA

1	47.579	+1.004	10:39:03.495
2	47.835	+1.260	10:39:51.330
3	47.642	+1.067	10:40:38.972
4	46.949	+0.374	10:41:25.921
5	46.575		10:42:12.496
6	47.054	+0.479	10:42:59.550

(65) Martin LEOTOOTS

1	47.647	+0.667	10:39:09.484
2	47.340	+0.360	10:39:56.824
3	47.250	+0.270	10:40:44.074
4	46.980		10:41:31.054
5	47.175	+0.195	10:42:18.229
6	47.014	+0.034	10:43:05.243

(77) Rainer TALVAR

1	48.752	+0.663	10:39:02.299
2	48.182	+0.093	10:39:50.481
3	49.265	+1.176	10:40:39.746
4	48.185	+0.096	10:41:27.931
5	48.167	+0.078	10:42:16.098
6	48.089		10:43:04.187

Orbits

ASPER
WWW.MYLAPS.EE TIMING

ProKart Eesti KV II etapp kardispordis

Sorted on Laps

ROTAX JUNIOR, ROTAX MAX

Kuningamäe Karting Track 0,850 km

race I - 18 laps

19.06.2016 12:40

Race (18 Laps) started at 12:26:21

Pos	No.	Name	Laps	Diff	Best Tm	Points	Entrant	Make	Class
1	256	Kairo KIVI	18		45.000	34	TGT Racing	Kosmic	Rotax Max
2	7	Kristjan SALVET	18	5.094	44.948	33	AGS Racing	Kosmic	Rotax Max
3	3	Ragnar VEERUS	18	7.700	45.146	32	AGS Racing	Tony Kart	Rotax Max
4	56	Georg KÕSS	18	10.440	44.941	34	TGT Racing	Tony Kart	Rotax Junior
5	16	Matvejs MAKUSHINS	18	17.363	45.159	33	AGS Racing	Kosmic	Rotax Junior
6	167	Karl LEESMAA	18	17.690	45.096	32	AGS Racing	Birel	Rotax Junior
7	31	Erich KÜHN	18	24.024	45.508	31	AGS Racing	Kosmic	Rotax Junior
8	65	Martin LEOTOOTS	18	25.011	45.325	30	TGT Racing	Tony Kart	Rotax Junior
9	24	Jakob Mattias OJA	18	25.385	45.365	29	AIX Racing	Tony Kart	Rotax Junior
10	77	Rainer TALVAR	17	1 Lap	46.700	28	Talvar Racing	Tony Kart	Rotax Junior

Margin of Victory

Avg. Speed

Best Lap Tm

Best Speed

Best Lap by

5.094

67,718

44.941

68,089

56 - Georg KÕSS

Orbits

ASPER
WWW.MYLAPS.EE TIMING

ProKart Eesti KV II etapp kardisportdis

ROTAX JUNIOR, ROTAX MAX

Kuningamäe Karting Track 0,850 km

race I - 18 laps

19.06.2016 12:40

Race (18 Laps) started at 12:26:21

Lap	Lap Tm	Diff	Time of Day
(256) Kairo KIVI			
1	45.641	+0.641	12:27:07.337
2	45.158	+0.158	12:27:52.495
3	45.258	+0.258	12:28:37.753
4	45.258	+0.258	12:29:23.011
5	45.308	+0.308	12:30:08.319
6	45.208	+0.208	12:30:53.527
7	45.290	+0.290	12:31:38.817
8	45.238	+0.238	12:32:24.055
9	45.155	+0.155	12:33:09.210
10	45.230	+0.230	12:33:54.440
11	45.002	+0.002	12:34:39.442
12	45.145	+0.145	12:35:24.587
13	45.017	+0.017	12:36:09.604
14	45.056	+0.056	12:36:54.660
15	45.098	+0.098	12:37:39.758
16	45.082	+0.082	12:38:24.840
17	45.000		12:39:09.840
18	45.224	+0.224	12:39:55.064

Lap	Lap Tm	Diff	Time of Day
(7) Kristjan SALVET			
1	46.172	+1.224	12:27:07.993
2	45.426	+0.478	12:27:53.419
3	45.517	+0.569	12:28:38.936
4	45.497	+0.549	12:29:24.433
5	45.617	+0.669	12:30:10.050
6	45.411	+0.463	12:30:55.461
7	45.671	+0.723	12:31:41.132
8	45.482	+0.534	12:32:26.614
9	45.360	+0.412	12:33:11.974
10	45.330	+0.382	12:33:57.304
11	45.691	+0.743	12:34:42.995
12	45.881	+0.933	12:35:28.876
13	45.378	+0.430	12:36:14.254
14	45.419	+0.471	12:36:59.673
15	45.292	+0.344	12:37:44.965
16	45.219	+0.271	12:38:30.184
17	45.026	+0.078	12:39:15.210
18	44.948		12:40:00.158

Lap	Lap Tm	Diff	Time of Day
(3) Ragnar VEERUS			
1	46.597	+1.451	12:27:08.390
2	45.832	+0.686	12:27:54.222

Lap	Lap Tm	Diff	Time of Day
3	45.753	+0.607	12:28:39.975
4	46.010	+0.864	12:29:25.985
5	45.469	+0.323	12:30:11.454
6	45.702	+0.556	12:30:57.156
7	45.420	+0.274	12:31:42.576
8	45.780	+0.634	12:32:28.356
9	45.599	+0.453	12:33:13.955
10	45.442	+0.296	12:33:59.397
11	45.632	+0.486	12:34:45.029
12	45.456	+0.310	12:35:30.485
13	45.350	+0.204	12:36:15.835
14	45.401	+0.255	12:37:01.236
15	45.485	+0.339	12:37:46.721
16	45.333	+0.187	12:38:32.054
17	45.146		12:39:17.200
18	45.564	+0.418	12:40:02.764

Lap	Lap Tm	Diff	Time of Day
(56) Georg KÖSS			
1	46.379	+1.438	12:27:17.883
2	45.392	+0.451	12:28:03.275
3	45.166	+0.225	12:28:48.441
4	45.201	+0.260	12:29:33.642
5	45.316	+0.375	12:30:18.958
6	45.537	+0.596	12:31:04.495
7	45.079	+0.138	12:31:49.574
8	45.211	+0.270	12:32:34.785
9	45.253	+0.312	12:33:20.038
10	45.270	+0.329	12:34:05.308
11	45.152	+0.211	12:34:50.460
12	45.035	+0.094	12:35:35.495
13	45.173	+0.232	12:36:20.668
14	44.951	+0.010	12:37:05.619
15	44.941		12:37:50.560
16	44.955	+0.014	12:38:35.515
17	44.976	+0.035	12:39:20.491
18	45.013	+0.072	12:40:05.504

Lap	Lap Tm	Diff	Time of Day
(16) Matvejs MAKUSHINS			
1	46.812	+1.653	12:27:18.425
2	45.671	+0.512	12:28:04.096
3	45.702	+0.543	12:28:49.798
4	45.879	+0.720	12:29:35.677
5	45.432	+0.273	12:30:21.109
6	45.645	+0.486	12:31:06.754

Lap	Lap Tm	Diff	Time of Day
7	45.561	+0.402	12:31:52.315
8	45.524	+0.365	12:32:37.839
9	45.684	+0.525	12:33:23.523
10	45.788	+0.629	12:34:09.311
11	45.637	+0.478	12:34:54.948
12	45.373	+0.214	12:35:40.321
13	45.305	+0.146	12:36:25.626
14	45.279	+0.120	12:37:10.905
15	45.497	+0.338	12:37:56.402
16	45.572	+0.413	12:38:41.974
17	45.159		12:39:27.133
18	45.294	+0.135	12:40:12.427

Lap	Lap Tm	Diff	Time of Day
(167) Karl LEESMAA			
1	47.418	+2.322	12:27:19.057
2	45.832	+0.736	12:28:04.889
3	45.761	+0.665	12:28:50.650
4	45.636	+0.540	12:29:36.286
5	45.472	+0.376	12:30:21.758
6	45.553	+0.457	12:31:07.311
7	45.415	+0.319	12:31:52.726
8	45.557	+0.461	12:32:38.283
9	45.715	+0.619	12:33:23.998
10	45.671	+0.575	12:34:09.669
11	45.758	+0.662	12:34:55.427
12	45.503	+0.407	12:35:40.930
13	45.424	+0.328	12:36:26.354
14	45.412	+0.316	12:37:11.766
15	45.386	+0.290	12:37:57.152
16	45.096		12:38:42.248
17	45.180	+0.084	12:39:27.428
18	45.326	+0.230	12:40:12.754

Lap	Lap Tm	Diff	Time of Day
(31) Erich KÜHN			
1	47.723	+2.215	12:27:19.572
2	45.974	+0.466	12:28:05.546
3	46.145	+0.637	12:28:51.691
4	45.862	+0.354	12:29:37.553
5	45.906	+0.398	12:30:23.459
6	46.074	+0.566	12:31:09.533
7	45.740	+0.232	12:31:55.273
8	45.860	+0.352	12:32:41.133
9	45.774	+0.266	12:33:26.907
10	46.297	+0.789	12:34:13.204

Orbits

ProKart Eesti KV II etapp kardispordis

ROTAX JUNIOR, ROTAX MAX

Kuningamäe Karting Track 0,850 km

race I - 18 laps

19.06.2016 12:40

Race (18 Laps) started at 12:26:21

Lap	Lap Tm	Diff	Time of Day
11	46.100	+0.592	12:34:59.304
12	45.906	+0.398	12:35:45.210
13	45.708	+0.200	12:36:30.918
14	45.642	+0.134	12:37:16.560
15	45.694	+0.186	12:38:02.254
16	45.508		12:38:47.762
17	45.750	+0.242	12:39:33.512
18	45.576	+0.068	12:40:19.088

(65) Martin LEOTOOTS

Lap	Lap Tm	Diff	Time of Day
1	48.506	+3.181	12:27:20.489
2	46.383	+1.058	12:28:06.872
3	46.423	+1.098	12:28:53.295
4	45.982	+0.657	12:29:39.277
5	45.988	+0.663	12:30:25.265
6	46.140	+0.815	12:31:11.405
7	46.035	+0.710	12:31:57.440
8	45.812	+0.487	12:32:43.252
9	45.793	+0.468	12:33:29.045
10	45.874	+0.549	12:34:14.919
11	45.834	+0.509	12:35:00.753
12	45.829	+0.504	12:35:46.582
13	45.828	+0.503	12:36:32.410
14	45.551	+0.226	12:37:17.961
15	45.592	+0.267	12:38:03.553
16	45.481	+0.156	12:38:49.034
17	45.716	+0.391	12:39:34.750
18	45.325		12:40:20.075

(24) Jakob Mattias OJA

Lap	Lap Tm	Diff	Time of Day
1	48.854	+3.489	12:27:20.667
2	47.195	+1.830	12:28:07.862
3	46.099	+0.734	12:28:53.961
4	46.009	+0.644	12:29:39.970
5	45.992	+0.627	12:30:25.962
6	45.886	+0.521	12:31:11.848
7	45.857	+0.492	12:31:57.705
8	46.122	+0.757	12:32:43.827
9	45.861	+0.496	12:33:29.688
10	45.889	+0.524	12:34:15.577
11	45.743	+0.378	12:35:01.320
12	45.734	+0.369	12:35:47.054
13	45.878	+0.513	12:36:32.932
14	45.560	+0.195	12:37:18.492

Lap	Lap Tm	Diff	Time of Day
15	45.365		12:38:03.857
16	45.736	+0.371	12:38:49.593
17	45.396	+0.031	12:39:34.989
18	45.460	+0.095	12:40:20.449

(77) Rainer TALVAR

Lap	Lap Tm	Diff	Time of Day
1	48.504	+1.804	12:27:20.465
2	47.711	+1.011	12:28:08.176
3	47.406	+0.706	12:28:55.582
4	47.087	+0.387	12:29:42.669
5	47.189	+0.489	12:30:29.858
6	47.437	+0.737	12:31:17.295
7	47.388	+0.688	12:32:04.683
8	47.201	+0.501	12:32:51.884
9	47.202	+0.502	12:33:39.086
10	46.919	+0.219	12:34:26.005
11	46.943	+0.243	12:35:12.948
12	47.365	+0.665	12:36:00.313
13	47.393	+0.693	12:36:47.706
14	46.923	+0.223	12:37:34.629
15	46.700		12:38:21.329
16	47.093	+0.393	12:39:08.422
17	48.677	+1.977	12:39:57.099

ProKart Eesti KV II etapp kardispordis

Sorted on Laps

ROTAX JUNIOR, ROTAX MAX

Kuningamäe Karting Track 0,850 km

race II - 20 laps

19.06.2016 16:20

Race (20 Laps) started at 15:31:36

Pos	No.	Name	Laps	Diff	Best Tm	Points	Entrant	Make	Class
1	256	Kairo KIVI	20		36.980	55	TGT Racing	Kosmic	Rotax Max
2	3	Ragnar VEERUS	20	0.787	37.071	52	AGS Racing	Tony Kart	Rotax Max
3	7	Kristjan SALVET	20	3.087	37.272	50	AGS Racing	Kosmic	Rotax Max
4	56	Georg KÕSS	20	21.837	37.716	55	TGT Racing	Tony Kart	Rotax Junior
5	167	Karl LEESMAA	20	21.937	37.695	52	AGS Racing	Birel	Rotax Junior
6	31	Erich KÜHN	20	28.819	37.726	50	AGS Racing	Kosmic	Rotax Junior
7	65	Martin LEOTOOTS	20	28.894	37.727	49	TGT Racing	Tony Kart	Rotax Junior
8	24	Jakob Mattias OJA	19	1 Lap	38.699	48	AIX Racing	Tony Kart	Rotax Junior
9	77	Rainer TALVAR	19	1 Lap	38.757	47	Talvar Racing	Tony Kart	Rotax Junior
10	16	Matvejs MAKUSHINS	17	3 Laps	37.698	46	AGS Racing	Kosmic	Rotax Junior

Margin of Victory

Avg. Speed

Best Lap Tm

Best Speed

Best Lap by

0.787

81,581

36.980

82,747

256 - Kairo KIVI

Orbits

ASPER
WWW.MYLAPS.EE TIMING

ProKart Eesti KV II etapp kardisportdis

ROTAX JUNIOR, ROTAX MAX

Kuningamäe Karting Track 0,850 km

race II - 20 laps

19.06.2016 16:20

Race (20 Laps) started at 15:31:36

Lap	Lap Tm	Diff	Time of Day
(256) Kairo KIVI			
1	39.212	+2.232	15:32:16.063
2	37.695	+0.715	15:32:53.758
3	37.759	+0.779	15:33:31.517
4	38.325	+1.345	15:34:09.842
5	37.675	+0.695	15:34:47.517
6	38.158	+1.178	15:35:25.675
7	37.338	+0.358	15:36:03.013
8	37.302	+0.322	15:36:40.315
9	37.529	+0.549	15:37:17.844
10	37.618	+0.638	15:37:55.462
11	37.428	+0.448	15:38:32.890
12	37.428	+0.448	15:39:10.318
13	37.200	+0.220	15:39:47.518
14	37.085	+0.105	15:40:24.603
15	37.124	+0.144	15:41:01.727
16	37.089	+0.109	15:41:38.816
17	37.075	+0.095	15:42:15.891
18	37.066	+0.086	15:42:52.957
19	36.980		15:43:29.937
20	37.092	+0.112	15:44:07.029

(3) Ragnar VEERUS

1	39.302	+2.231	15:32:16.252
2	37.880	+0.809	15:32:54.132
3	37.528	+0.457	15:33:31.660
4	38.234	+1.163	15:34:09.894
5	37.700	+0.629	15:34:47.594
6	38.197	+1.126	15:35:25.791
7	37.382	+0.311	15:36:03.173
8	37.271	+0.200	15:36:40.444
9	37.470	+0.399	15:37:17.914
10	37.653	+0.582	15:37:55.567
11	37.400	+0.329	15:38:32.967
12	37.485	+0.414	15:39:10.452
13	37.243	+0.172	15:39:47.695
14	37.302	+0.231	15:40:24.997
15	37.072	+0.001	15:41:02.069
16	37.165	+0.094	15:41:39.234
17	37.232	+0.161	15:42:16.466
18	37.071		15:42:53.537
19	37.074	+0.003	15:43:30.611
20	37.205	+0.134	15:44:07.816

(7) Kristjan SALVET

1	38.868	+1.596	15:32:15.774
2	37.719	+0.447	15:32:53.493
3	37.776	+0.504	15:33:31.269
4	40.039	+2.767	15:34:11.308
5	37.455	+0.183	15:34:48.763
6	37.701	+0.429	15:35:26.464
7	37.372	+0.100	15:36:03.836
8	37.310	+0.038	15:36:41.146
9	37.534	+0.262	15:37:18.680
10	37.387	+0.115	15:37:56.067
11	37.272		15:38:33.339
12	37.460	+0.188	15:39:10.799
13	37.408	+0.136	15:39:48.207
14	37.641	+0.369	15:40:25.848
15	37.374	+0.102	15:41:03.222
16	37.279	+0.007	15:41:40.501
17	37.330	+0.058	15:42:17.831
18	37.406	+0.134	15:42:55.237
19	37.489	+0.217	15:43:32.726
20	37.390	+0.118	15:44:10.116

(56) Georg KÖSS

1	39.614	+1.898	15:32:23.460
2	39.126	+1.410	15:33:02.586
3	38.241	+0.525	15:33:40.827
4	39.054	+1.338	15:34:19.881
5	38.266	+0.550	15:34:58.147
6	38.217	+0.501	15:35:36.364
7	38.134	+0.418	15:36:14.498
8	38.001	+0.285	15:36:52.499
9	38.551	+0.835	15:37:31.050
10	38.120	+0.404	15:38:09.170
11	37.959	+0.243	15:38:47.129
12	38.040	+0.324	15:39:25.169
13	37.900	+0.184	15:40:03.069
14	37.851	+0.135	15:40:40.920
15	37.879	+0.163	15:41:18.799
16	37.805	+0.089	15:41:56.604
17	38.264	+0.548	15:42:34.868
18	37.716		15:43:12.584
19	37.852	+0.136	15:43:50.436
20	38.430	+0.714	15:44:28.866

(167) Karl LEESMAA

1	39.932	+2.237	15:32:23.928
2	38.782	+1.087	15:33:02.710
3	38.751	+1.056	15:33:41.461
4	39.048	+1.353	15:34:20.509
5	38.112	+0.417	15:34:58.621
6	38.407	+0.712	15:35:37.028
7	37.966	+0.271	15:36:14.994
8	37.774	+0.079	15:36:52.768
9	38.072	+0.377	15:37:30.840
10	38.173	+0.478	15:38:09.013
11	38.358	+0.663	15:38:47.371
12	37.969	+0.274	15:39:25.340
13	37.999	+0.304	15:40:03.339
14	37.888	+0.193	15:40:41.227
15	37.819	+0.124	15:41:19.046
16	37.747	+0.052	15:41:56.793
17	38.398	+0.703	15:42:35.191
18	37.695		15:43:12.886
19	37.752	+0.057	15:43:50.638
20	38.328	+0.633	15:44:28.966

(31) Erich KÜHN

1	39.720	+1.994	15:32:23.678
2	38.677	+0.951	15:33:02.355
3	38.270	+0.544	15:33:40.625
4	39.576	+1.850	15:34:20.201
5	38.265	+0.539	15:34:58.466
6	39.025	+1.299	15:35:37.491
7	38.724	+0.998	15:36:16.215
8	40.146	+2.420	15:36:56.361
9	38.545	+0.819	15:37:34.906
10	38.410	+0.684	15:38:13.316
11	38.148	+0.422	15:38:51.464
12	38.293	+0.567	15:39:29.757
13	37.955	+0.229	15:40:07.712
14	37.907	+0.181	15:40:45.619
15	37.766	+0.040	15:41:23.385
16	37.935	+0.209	15:42:01.320
17	37.875	+0.149	15:42:39.195
18	37.861	+0.135	15:43:17.056
19	37.726		15:43:54.782
20	41.066	+3.340	15:44:35.848

Orbits

ProKart Eesti KV II etapp kardisportdis

ROTAX JUNIOR, ROTAX MAX

Kuningamäe Karting Track 0,850 km

race II - 20 laps

19.06.2016 16:20

Race (20 Laps) started at 15:31:36

Lap	Lap Tm	Diff	Time of Day
(65) Martin LEOTOOTS			
1	40.036	+2.309	15:32:24.161
2	38.782	+1.055	15:33:02.943
3	38.434	+0.707	15:33:41.377
4	39.263	+1.536	15:34:20.640
5	38.213	+0.486	15:34:58.853
6	38.735	+1.008	15:35:37.588
7	38.462	+0.735	15:36:16.050
8	40.522	+2.795	15:36:56.572
9	38.527	+0.800	15:37:35.099
10	38.460	+0.733	15:38:13.559
11	38.039	+0.312	15:38:51.598
12	37.872	+0.145	15:39:29.470
13	37.973	+0.246	15:40:07.443
14	37.888	+0.161	15:40:45.331
15	37.858	+0.131	15:41:23.189
16	37.915	+0.188	15:42:01.104
17	37.915	+0.188	15:42:39.019
18	37.851	+0.124	15:43:16.870
19	37.727		15:43:54.597
20	41.326	+3.599	15:44:35.923

Lap	Lap Tm	Diff	Time of Day
(24) Jakob Mattias OJA			
1	41.421	+2.722	15:32:25.866
2	39.210	+0.511	15:33:05.076
3	38.915	+0.216	15:33:43.991
4	39.044	+0.345	15:34:23.035
5	39.172	+0.473	15:35:02.207
6	39.048	+0.349	15:35:41.255
7	39.112	+0.413	15:36:20.367
8	39.144	+0.445	15:36:59.511
9	39.364	+0.665	15:37:38.875
10	39.348	+0.649	15:38:18.223
11	39.020	+0.321	15:38:57.243
12	38.873	+0.174	15:39:36.116
13	39.069	+0.370	15:40:15.185
14	39.035	+0.336	15:40:54.220
15	38.699		15:41:32.919
16	39.038	+0.339	15:42:11.957
17	38.858	+0.159	15:42:50.815
18	41.860	+3.161	15:43:32.675
19	39.946	+1.247	15:44:12.621

Lap	Lap Tm	Diff	Time of Day
(77) Rainer TALVAR			
1	42.993	+4.236	15:32:27.495
2	40.621	+1.864	15:33:08.116
3	40.680	+1.923	15:33:48.796
4	40.393	+1.636	15:34:29.189
5	40.815	+2.058	15:35:10.004
6	39.692	+0.935	15:35:49.696
7	39.685	+0.928	15:36:29.381
8	39.502	+0.745	15:37:08.883
9	39.341	+0.584	15:37:48.224
10	39.241	+0.484	15:38:27.465
11	39.328	+0.571	15:39:06.793
12	39.175	+0.418	15:39:45.968
13	41.506	+2.749	15:40:27.474
14	39.041	+0.284	15:41:06.515
15	38.779	+0.022	15:41:45.294
16	38.900	+0.143	15:42:24.194
17	38.859	+0.102	15:43:03.053
18	38.897	+0.140	15:43:41.950
19	38.757		15:44:20.707


Lap	Lap Tm	Diff	Time of Day
(16) Matvejs MAKUSHINS			
1	45.862	+8.164	15:33:29.245
2	49.429	+11.731	15:34:18.674
3	45.410	+7.712	15:35:04.084
4	50.469	+12.771	15:35:54.553
5	59.590	+21.892	15:36:54.143
6	38.623	+0.925	15:37:32.766
7	37.920	+0.222	15:38:10.686
8	37.919	+0.221	15:38:48.605
9	38.170	+0.472	15:39:26.775
10	37.904	+0.206	15:40:04.679
11	37.698		15:40:42.377
12	37.948	+0.250	15:41:20.325
13	38.038	+0.340	15:41:58.363
14	37.977	+0.279	15:42:36.340
15	37.885	+0.187	15:43:14.225
16	37.789	+0.091	15:43:52.014
17	37.777	+0.079	15:44:29.791

ProKart Eesti KV II etapp kardispordis

ROTAX JUNIOR, ROTAX MAX

Kuningamäe Karting Track 0,850 km

Rotax Junior - summary



Pos	No.	Name	Entrant	R1.	R2.	Total points
1	56	Georg KÕSS	TGT Racing	34	55	89
2	167	Karl LEESMAA	AGS Racing	32	52	84
3	31	Erich KÜHN	AGS Racing	31	50	81
4	65	Martin LEOTOOTS	TGT Racing	30	49	79
5	16	Matvejs MAKUSHINS	AGS Racing	33	46	79
6	24	Jakob Mattias OJA	AIX Racing	29	48	77
7	77	Rainer TALVAR	Talvar Racing	28	47	75

Orbits


ASPER
WWW.MYLAPS.EE TIMING

ProKart Eesti KV II etapp kardispordis

ROTAX JUNIOR, ROTAX MAX

Kuningamäe Karting Track 0,850 km

Rotax Max - summary



Pos	No.	Name	Entrant	R1.	R2.	Total points
1	256	Kairo KIVI	TGT Racing	34	55	89
2	3	Ragnar VEERUS	AGS Racing	32	52	84
3	7	Kristjan SALVET	AGS Racing	33	50	83

Orbits

ASPER
WWW.MYLAPS.EE TIMING