



B3 Autorent Võiduajamine 2011
Audru Circuit, Pärnu, Estonia
18.06.2011


Estonian Racing Championship
Baltic Racing Championship
Latvian Racing Championship

Timing and results by EAL Timing



<http://www.mylaps.ee>





One lap distance: 2173 m

Track records:

Juniors

1:03.560 (123,077 km/h) Steven Puust, EST, Erki Sport, Toyota Yaris 18.06.2011 (RACE)
1:03.831 (122,555 km/h) Tristan Viidas, EST, RL Racing, BMW 325i 18.06.2011 (QUALIFY)
1:04.100 (122,041 km/h) Tristan Viidas, EST, RL Racing, BMW 325i 18.06.2011 (PRACTICE)

Latvian National

1:03.506 (123,182 km/h) Vitalijs Kalmi, LAT, BMW 320, E36 28.06.2009 (RACE)
1:05.151 (120,072 km/h) Didzis Pope, LAT, Venta Racing, VW Golf III, 18.06.2011 (PRACTICE)

BMW 325 Cup

1:03.281 (123,620 km/h) Ruve Veski, EST, Erki Sport, BMW 325i, E36 18.06.2011 (RACE)
1:03.178 (123,822 km/h) Indrek Nilson, EST, Erki Sport, BMW 325i, E36 19.06.2010 (QUALIFY)
1:03.437 (123,316 km/h) Ruve Veski, EST, M.K.E Motorsport, BMW 325i, E36 19.06.2010 (PRACTICE)

Super B2000

59.458 (131,569 km/h) Uldis Timaks, LAT, Venta Racing, Opel Astra 18.06.2011 (RACE)
58.930 (132,747 km/h) Marcis Birkens, LAT, Papa`s Racing, Honda Civic Type R 19.06.2010 (QUALIFY)
1:00.071 (130,226 km/h) Uldis Timaks, LAT, Opel Astra 18.06.2011 (PRACTICE)

Baltic Open

59.317 (131,881 km/h) Arunas Granskas, LTU, M Rally Team, Honda Civic Type R 18.06.2011 (RACE)
59.641 (131,165 km/h) Arunas Granskas, LTU, M Rally Team, Honda Civic Type R 19.06.2010 (QUALIFY)
1:00.165 (135,826 km/h) Arturs Ribko, LAT, BMW 27.06.2008 (PRACTICE)

Formula Historic

58.366 (134,030 km/h) Jaak Kuul, EST, ARSK, Estonia 21-10 18.06.2011 (RACE)
58.975 (132,646 km/h) Jaak Kuul, EST, ARSK, Estonia 21-10 18.06.2011 (QUALIFY)
1:01.365 (127,480 km/h) Jaak Kuul, EST, ARSK, Estonia 21-10 18.06.2011 (PRACTICE)

Formula Baltic

50.404 (157,130 km/h) Jegor Popov, EST, Saksa Auto AMK, Dallara F394 14.08.2005 (RACE)
50.326 (157,374 km/h) Jegor Popov, EST, Saksa Auto AMK, Dallara F394 13.08.2005 (QUALIFY)
50.906 (153,601 km/h) Jegor Popov, EST, Saksa Auto AMK, Dallara F394 10.06.2006 (PRACTICE)

B3 Autorent Võiduajamine `11 ERC,LRC,BRC
Sorted on Best Lap time

Formula Baltic, Formula Estonia

Audru circuit 2,173 Km

Formula Baltic - free practice, 15 minutes

18.06.2011 09:30

Practice started at 9:33:16

Pos	No.	Name	Nat	Make	Entrant/Race Team	Best Tm	Diff	Gap	In Lap	Laps	Best Speed
1	78	Toomas Kallasmaa	EST	Reynard 893	ProRex Racing	52.681			7	9	148,494
2	77	Erko Vallbaum	EST	Formula Renault FR2000	A2 Racing	53.242	0.561	0.561	8	11	146,929
3	7	Ain Lähker	EST	Reynard 923		1:00.887	8.206	7.645	8	8	128,481
4	17	Meelis Telliskivi	EST	Bowman BC2		1:04.564	11.883	3.677	5	11	121,163

B3 Autorent Võiduajamine `11 ERC,LRC,BRC

Formula Baltic, Formula Estonia

Audru circuit 2,173 Km

Formula Baltic - free practice, 15 minutes

18.06.2011 09:30

Practice started at 9:33:16

Lap	Lap Tm	Diff	Time of Day
(78) Toomas Kallasmaa			
1	1:32.801	+40.120	9:38:14.666
2	1:02.776	+10.095	9:39:17.442
3	57.506	+4.825	9:40:14.948
4	55.008	+2.327	9:41:09.956
5	54.037	+1.356	9:42:03.993
6	54.116	+1.435	9:42:58.109
7	52.681		9:43:50.790
8	54.401	+1.720	9:44:45.191
9	53.245	+0.564	9:45:38.436

Lap	Lap Tm	Diff	Time of Day
(77) Erko Vallbaum			
1	1:06.524	+13.282	9:34:35.802
2	55.830	+2.588	9:35:31.632
3	55.566	+2.324	9:36:27.198
4	55.095	+1.853	9:37:22.293
5	54.812	+1.570	9:38:17.105
6	55.784	+2.542	9:39:12.889
7	53.845	+0.603	9:40:06.734
8	53.242		9:40:59.976
9	54.880	+1.638	9:41:54.856
10	53.805	+0.563	9:42:48.661
11	53.496	+0.254	9:43:42.157

Lap	Lap Tm	Diff	Time of Day
(7) Ain Lähker			
1	1:17.880	+16.993	9:36:54.465
2	1:22.751	+21.864	9:38:17.216
3	1:05.438	+4.551	9:39:22.654
4	1:02.629	+1.742	9:40:25.283
5	1:01.896	+1.009	9:41:27.179
6	1:01.732	+0.845	9:42:28.911
7	1:01.441	+0.554	9:43:30.352
8	1:00.887		9:44:31.239

Lap	Lap Tm	Diff	Time of Day
(17) Meelis Telliskivi			
1	1:32.930	+28.366	9:35:15.856
2	1:11.335	+6.771	9:36:27.191
3	1:07.551	+2.987	9:37:34.742
4	1:04.942	+0.378	9:38:39.684
5	1:04.564		9:39:44.248
6	1:05.176	+0.612	9:40:49.424
7	1:06.841	+2.277	9:41:56.265
8	1:09.542	+4.978	9:43:05.807
9	1:10.486	+5.922	9:44:16.293
10	1:09.816	+5.252	9:45:26.109
11	1:09.594	+5.030	9:46:35.703

B3 Autorent Võiduajamine ` 11 ERC,LRC,BRC

Sorted on Best Lap time

Formula Baltic, Formula Estonia

Audru circuit 2,173 Km

Formula Baltic, Formula Estonia - qualification, 20 minutes

18.06.2011 11:10

Qualifying started at 11:11:59

Pos	No.	Name	Nat	Make	Entrant/Race Team	Best Tm	Diff	Gap	In Lap	Laps	Best Speed
1	78	Toomas Kallasmaa	EST	Reynard 893	ProRex Racing	52.687			5	7	148,477
2	77	Erko Vallbaum	EST	Formula Renault FR2000	A2 Racing	53.164	0.477	0.477	15	20	147,145
3	7	Ain Lähker	EST	Reynard 923		58.454	5.767	5.290	9	9	133,828
4	80	Jaak Kuul	EST	Estonia 21-10	ARSK	58.975	6.288	0.521	13	13	132,646
5	17	Meelis Telliskivi	EST	Bowman BC4	A2 Racing	59.916	7.229	0.941	6	14	130,563
6	10	Taavi Kroon	EST	Estonia 21		1:07.007	14.320	7.091	4	4	116,746
7	27	Maris Ozolins	LAT	Estonia 25	Dzintara Volga	1:07.795	15.108	0.788	4	5	115,389
8	8	Petras Cerniauskas	LTU	Estonia 21		1:12.806	20.119	5.011	2	6	107,447

B3 Autorent Võiduajamine `11 ERC,LRC,BRC

Formula Baltic, Formula Estonia

Audru circuit 2,173 Km

Formula Baltic, Formula Estonia - qualification, 20 minutes

18.06.2011 11:10

Qualifying started at 11:11:59

Lap	Lap Tm	Diff	Time of Day
(78) Toomas Kallasmaa			
1	1:16.631	+23.944	11:14:02.907
2	55.377	+2.690	11:14:58.284
3	57.124	+4.437	11:15:55.408
4	52.978	+0.291	11:16:48.386
5	52.687		11:17:41.073
6	52.696	+0.009	11:18:33.769
7	52.703	+0.016	11:19:26.472

Lap	Lap Tm	Diff	Time of Day
(77) Erko Vallbaum			
1	1:14.324	+21.160	11:14:04.698
2	57.228	+4.064	11:15:01.926
3	55.857	+2.693	11:15:57.783
4	55.313	+2.149	11:16:53.096
5	58.203	+5.039	11:17:51.299
6	54.559	+1.395	11:18:45.858
7	54.193	+1.029	11:19:40.051
8	55.843	+2.679	11:20:35.894
9	54.207	+1.043	11:21:30.101
10	53.742	+0.578	11:22:23.843
11	56.305	+3.141	11:23:20.148
12	55.807	+2.643	11:24:15.955
13	54.675	+1.511	11:25:10.630
14	53.620	+0.456	11:26:04.250
15	53.164		11:26:57.414
16	56.359	+3.195	11:27:53.773
17	54.129	+0.965	11:28:47.902
18	53.345	+0.181	11:29:41.247
19	53.370	+0.206	11:30:34.617
20	53.491	+0.327	11:31:28.108

Lap	Lap Tm	Diff	Time of Day
(7) Ain Lähker			
1	1:23.797	+25.343	11:14:49.746
2	1:14.484	+16.030	11:16:04.230
3	1:02.353	+3.899	11:17:06.583
4	1:01.491	+3.037	11:18:08.074
5	1:04.178	+5.724	11:19:12.252
6	1:00.713	+2.259	11:20:12.965
7	59.219	+0.765	11:21:12.184
8	58.827	+0.373	11:22:11.011
9	58.454		11:23:09.465

Lap	Lap Tm	Diff	Time of Day
(80) Jaak Kuul			
1	1:28.517	+29.542	11:14:08.551
2	1:02.681	+3.706	11:15:11.232
3	1:00.159	+1.184	11:16:11.391
4	59.756	+0.781	11:17:11.147
5	59.932	+0.957	11:18:11.079
6	1:03.916	+4.941	11:19:14.995
7	1:00.213	+1.238	11:20:15.208
8	59.993	+1.018	11:21:15.201
9	59.921	+0.946	11:22:15.122
10	59.121	+0.146	11:23:14.243
11	59.809	+0.834	11:24:14.052
12	59.886	+0.911	11:25:13.938
13	58.975		11:26:12.913

Lap	Lap Tm	Diff	Time of Day
(17) Meelis Telliskivi			
1	1:22.724	+22.808	11:14:46.791
2	1:10.541	+10.625	11:15:57.332
3	1:06.530	+6.614	11:17:03.862
4	1:06.601	+6.685	11:18:10.463
5	1:03.824	+3.908	11:19:14.287
6	59.916		11:20:14.203
7	1:00.115	+0.199	11:21:14.318

Lap	Lap Tm	Diff	Time of Day
8	1:09.054	+9.138	11:22:23.372
9	1:03.065	+3.149	11:23:26.437
10	1:08.304	+8.388	11:24:34.741
11	1:03.582	+3.666	11:25:38.323
12	1:13.456	+13.540	11:26:51.779
13	1:02.001	+2.085	11:27:53.780
14	1:21.925	+22.009	11:29:15.705

Lap	Lap Tm	Diff	Time of Day
(10) Taavi Kroon			
1	1:29.971	+22.964	11:28:10.442
2	1:08.624	+1.617	11:29:19.066
3	1:08.015	+1.008	11:30:27.081
4	1:07.007		11:31:34.088

Lap	Lap Tm	Diff	Time of Day
(27) Maris Ozolins			
1	1:23.620	+15.825	11:14:00.003
2	1:14.575	+6.780	11:15:14.578
3	1:08.615	+0.820	11:16:23.193
4	1:07.795		11:17:30.988
5	1:09.355	+1.560	11:18:40.343

Lap	Lap Tm	Diff	Time of Day
(8) Petras Cerniauskas			
1	1:32.780	+19.974	11:14:17.032
2	1:12.806		11:15:29.838
3	1:13.355	+0.549	11:16:43.193
4	1:19.346	+6.540	11:18:02.539
5	1:19.822	+7.016	11:19:22.361
6	1:21.003	+8.197	11:20:43.364

B3 Autorent Võiduajamine ` 11 ERC,LRC,BRC

Formula Baltic, Formula Estonia

Audru circuit 2,173 Km

Formula Baltic, Formula Estonia - qualification, 20 minutes

18.06.2011 11:10

Qualifying started at 11:11:59



POLE POSITION

Rolling Start

1

1
78 Toomas Kallasmaa
 52.687
 Reynard 893

2
77 Erko Vallbaum
 53.164
 Formula Renault FR2000

2

3
7 Ain Lähker
 58.454
 Reynard 923

4
80 Jaak Kuul
 58.975
 Estonia 21-10

3

5
17 Meelis Telliskivi
 59.916
 Bowman BC4

6
10 Taavi Kroon
 1:07.007
 Estonia 21

4

7
27 Maris Ozolins
 1:07.795
 Estonia 25

8
8 Petras Cerniauskas
 1:12.806
 Estonia 21

B3 Autorent Võiduajamine `11 ERC,LRC,BRC

Sorted on Laps

Formula Baltic, Formula Estonia

Audru circuit 2,173 Km

Formula Baltic, Formula Estonia - 1st race, 12 laps

18.06.2011 14:10

Race started at 14:10:47

Pos	No.	Name	Nat	Make	Entrant/Race Team	Laps	Total Tm	Diff	Gap	In Lap	Best Tm	Best Speed	Points
Formula Baltic													
1	78	Toomas Kallasmaa	EST	Reynard 893	ProRex Racing	12	10:56.603				52.633	148,629	25
2	77	Erko Vallbaum	EST	Formula Renault FR.	A2 Racing	12	11:02.753	6.150	6.150	11	53.676	145,741	20
3	7	Ain Lähker	EST	Reynard 923		11	11:03.685	1 Lap	1 Lap	6	58.731	133,197	16
4	17	Meelis Telliskivi	EST	Bowman BC4	A2 Racing	11	11:49.415	1 Lap	45.730	4	1:02.146	125,878	14
Formula Historic													
1	80	Jaak Kuul	EST	Estonia 21-10	ARSK	11	11:04.474				58.495	133,735	20
2	4	Jaak Pipar	EST	Estonia 21	Scuderia Nordica	11	11:33.852	29.378	29.378	10	1:00.800	128,664	25
3	10	Taavi Kroon	EST	Estonia 21		10	11:32.688	1 Lap	1 Lap	8	1:05.411	119,595	16
4	27	Maris Ozolins	LAT	Estonia 25	Dzintara Volga	9	11:17.208	2 Laps	1 Lap	3	1:05.692	119,083	14
Not classified (75% = 9 Laps)													
	8	Petras Cerniauskas	LTU	Estonia 21		8	0.000	3 Laps	1 Lap	0	-		0

Announcements

nr. 8 võistles ilma ajavõtu transponderita

nr. 10 - hoiatus - kiirema sõitja takistamine

Margin of Victory	Avg. Speed	Best Lap Tm	Best Spd	Best Lap by
6.150	142,969	52.633	148,629	78 - Toomas Kallasmaa

Race organizer: A2 Management Posted at:

Officialised at:

Orbits

Chief Steward of the meeting: Raul Koov

Secretary of race: Piret Koov

Official timing & results: EAL Timing

B3 Autorent Võiduajamine `11 ERC,LRC,BRC

Formula Baltic, Formula Estonia

Audru circuit 2,173 Km

Formula Baltic, Formula Estonia - 1st race, 12 laps

18.06.2011 14:10

Race started at 14:10:47

Lap	Lap Tm	Diff	Time of Day
(78) Toomas Kallasmaa			
1	1:03.145	+10.512	14:11:50.300
2	54.738	+2.105	14:12:45.038
3	53.064	+0.431	14:13:38.102
4	54.048	+1.415	14:14:32.150
5	52.633		14:15:24.783
6	56.117	+3.484	14:16:20.900
7	53.776	+1.143	14:17:14.676
8	53.753	+1.120	14:18:08.429
9	53.363	+0.730	14:19:01.792
10	53.657	+1.024	14:19:55.449
11	55.336	+2.703	14:20:50.785
12	52.973	+0.340	14:21:43.758

Lap	Lap Tm	Diff	Time of Day
(77) Erko Vallbaum			
1	58.747	+5.071	14:11:45.957
2	54.529	+0.853	14:12:40.486
3	54.013	+0.337	14:13:34.499
4	55.426	+1.750	14:14:29.925
5	53.739	+0.063	14:15:23.664
6	56.958	+3.282	14:16:20.622
7	55.322	+1.646	14:17:15.944
8	55.026	+1.350	14:18:10.970
9	53.737	+0.061	14:19:04.707
10	53.999	+0.323	14:19:58.706
11	53.676		14:20:52.382
12	57.526	+3.850	14:21:49.908

Lap	Lap Tm	Diff	Time of Day
(7) Ain Lähker			
1	1:01.996	+3.265	14:11:49.785
2	1:00.035	+1.304	14:12:49.820
3	1:00.676	+1.945	14:13:50.496
4	1:00.733	+2.002	14:14:51.229
5	1:00.228	+1.497	14:15:51.457
6	58.731		14:16:50.188
7	59.115	+0.384	14:17:49.303
8	59.277	+0.546	14:18:48.580
9	59.132	+0.401	14:19:47.712
10	1:00.709	+1.978	14:20:48.421
11	1:02.419	+3.688	14:21:50.840

Lap	Lap Tm	Diff	Time of Day
(80) Jaak Kuul			
1	1:07.032	+8.537	14:11:55.328
2	59.839	+1.344	14:12:55.167
3	1:00.122	+1.627	14:13:55.289
4	58.847	+0.352	14:14:54.136
5	58.841	+0.346	14:15:52.977
6	58.736	+0.241	14:16:51.713
7	59.267	+0.772	14:17:50.980
8	58.495		14:18:49.475
9	59.409	+0.914	14:19:48.884
10	1:02.099	+3.604	14:20:50.983
11	1:00.646	+2.151	14:21:51.629

Lap	Lap Tm	Diff	Time of Day
(4) Jaak Pipar			
1	1:07.997	+7.197	14:11:58.709
2	1:02.797	+1.997	14:13:01.506
3	1:02.082	+1.282	14:14:03.588
4	1:01.459	+0.659	14:15:05.047
5	1:02.506	+1.706	14:16:07.553
6	1:02.003	+1.203	14:17:09.556
7	1:03.835	+3.035	14:18:13.391
8	1:02.759	+1.959	14:19:16.150
9	1:02.806	+2.006	14:20:18.956
10	1:00.800		14:21:19.756

Lap	Lap Tm	Diff	Time of Day
(17) Meelis Telliskivi			
1	1:07.956	+5.810	14:11:56.132
2	1:03.182	+1.036	14:12:59.314
3	1:02.394	+0.248	14:14:01.708
4	1:02.146		14:15:03.854
5	1:02.838	+0.692	14:16:06.692
6	1:02.419	+0.273	14:17:09.111
7	1:03.929	+1.783	14:18:13.040
8	1:02.829	+0.683	14:19:15.869
9	1:05.078	+2.932	14:20:20.947
10	1:06.639	+4.493	14:21:27.586
11	1:08.984	+6.838	14:22:36.570

Lap	Lap Tm	Diff	Time of Day
(10) Taavi Kroon			
1	1:12.248	+6.837	14:12:01.142
2	1:06.118	+0.707	14:13:07.260
3	1:06.226	+0.815	14:14:13.486
4	1:05.654	+0.243	14:15:19.140
5	1:06.642	+1.231	14:16:25.782
6	1:09.094	+3.683	14:17:34.876
7	1:06.613	+1.202	14:18:41.489
8	1:05.411		14:19:46.900
9	1:25.325	+19.914	14:21:12.225
10	1:07.618	+2.207	14:22:19.843

Lap	Lap Tm	Diff	Time of Day
(27) Maris Ozolins			
1	1:11.130	+5.438	14:11:59.945
2	1:06.367	+0.675	14:13:06.312
3	1:05.692		14:14:12.004
4	1:06.398	+0.706	14:15:18.402
p5	1:42.423	+36.731	14:17:00.825
6	1:38.835	+33.143	14:18:39.660
7	1:06.622	+0.930	14:19:46.282
8	1:11.579	+5.887	14:20:57.861
9	1:06.502	+0.810	14:22:04.363

B3 Autorent Võiduajamine `11 ERC,LRC,BRC

Lapchart


Formula Baltic, Formula Estonia

Audru circuit 2,173 Km

Formula Baltic, Formula Estonia - 1st race, 12 laps

18.06.2011 14:10

Race started at 14:10:47



Competitors

	Laps													
	0	1	2	3	4	5	6	7	8	9	10	11	12	
Toomas Kallasmaa (78)	1	78	77	77	77	77	77	77	78	78	78	78	78	78
Erko Vallbaum (77)	2	77	7	78	78	78	78	77	77	77	77	77	77	77
Ain Lähker (7)	3	7	78	7	7	7	7	7	7	7	7	7	7	7
Meelis Telliskivi (17)	4	17	80	80	80	80	80	80	80	80	80	80	80	80
Jaak Kuul (80)	5	80	17	17	17	17	17	17	17	17	4	4	4	4
Maris Ozolins (27)	6	27	4	4	4	4	4	4	4	4	17	17	17	17
Taavi Kroon (10)	7	10	27	27	27	27	10	10	10	10	10	10	10	10
Jaak Pipar (4)	8	4	10	10	10	10	27	27	27	27	27	27	27	27
Petras Cerniauskas (8)	9	8												

B3 Autorent Võiduajamine `11 ERC,LRC,BRC

Sorted on Laps

Formula Baltic, Formula Estonia

Audru circuit 2,173 Km

Formula Baltic, Formula Estonia - 2nd race, 12 laps

18.06.2011 16:50

Race (12 Laps) started at 16:50:55

Pos	No.	Name	Nat	Make	Entrant/Race Team	Laps	Total Tm	Diff	Gap	In Lap	Best Tm	Best Speed	Points
Formula Baltic													
1	78	Toomas Kallasmaa	EST	Reynard 893	ProRex Racing	12	10:54.831			3	52.783	148,207	25
2	77	Erko Vallbaum	EST	Formula Renault FR.	A2 Racing	12	10:58.832	4.001	4.001	9	53.357	146,612	20
3	7	Ain Lähker	EST	Reynard 923		11	10:56.998	1 Lap	1 Lap	8	57.634	135,732	16
4	17	Meelis Telliskivi	EST	Bowman BC4	A2 Racing	11	11:31.501	1 Lap	34.503	4	1:01.118	127,995	14
Formula Historic													
1	80	Jaak Kuul	EST	Estonia 21-10	ARSK	11	10:56.857			8	58.366	134,030	25
2	4	Jaak Pipar	EST	Estonia 21	Scuderia Nordica	11	11:23.475	26.618	26.618	8	1:00.775	128,717	20
3	27	Maris Ozolins	LAT	Estonia 25	Dzintara Volga	10	11:07.106	1 Lap	1 Lap	7	1:04.860	120,611	14
4	10	Taavi Kroon	EST	Estonia 21		10	11:15.217	1 Lap	8.111	10	1:05.568	119,308	16
5	8	Petras Cerniauskas	LTU	Estonia 21		9	11:53.113	2 Laps	1 Lap	2	1:16.178	102,691	12

Margin of Victory	Avg. Speed	Best Lap Tm	Best Spd	Best Lap by
4.001	143,355	52.783	148,207	78 - Toomas Kallasmaa

Race organizer: A2 Management Posted at: Officialised at: Orbits

Chief Steward of the meeting: Raul Koov

Secretary of race: Piret Koov

Official timing & results: EAL Timing

Printed: 21.06.2011 18:38:02

B3 Autorent Võiduajamine `11 ERC,LRC,BRC

Formula Baltic, Formula Estonia

Audru circuit 2,173 Km

Formula Baltic, Formula Estonia - 2nd race, 12 laps

18.06.2011 16:50

Race (12 Laps) started at 16:50:55

Lap	Lap Tm	Diff	Time of Day
(78) Toomas Kallasmaa			
1	1:01.012	+8.229	16:51:56.484
2	53.975	+1.192	16:52:50.459
3	52.783		16:53:43.242
4	55.005	+2.222	16:54:38.247
5	53.775	+0.992	16:55:32.022
6	55.265	+2.482	16:56:27.287
7	54.248	+1.465	16:57:21.535
8	53.922	+1.139	16:58:15.457
9	53.289	+0.506	16:59:08.746
10	53.578	+0.795	17:00:02.324
11	54.252	+1.469	17:00:56.576
12	53.727	+0.944	17:01:50.303

Lap	Lap Tm	Diff	Time of Day
(77) Erko Vallbaum			
1	58.171	+4.814	16:51:53.673
2	54.302	+0.945	16:52:47.975
3	53.765	+0.408	16:53:41.740
4	56.096	+2.739	16:54:37.836
5	53.952	+0.595	16:55:31.788
6	55.132	+1.775	16:56:26.920
7	54.286	+0.929	16:57:21.206
8	54.017	+0.660	16:58:15.223
9	53.357		16:59:08.580
10	53.641	+0.284	17:00:02.221
11	55.475	+2.118	17:00:57.696
12	56.608	+3.251	17:01:54.304

Lap	Lap Tm	Diff	Time of Day
(80) Jaak Kuul			
1	1:02.286	+3.920	16:51:59.071
2	1:00.469	+2.103	16:52:59.540
3	58.810	+0.444	16:53:58.350
4	1:00.382	+2.016	16:54:58.732
5	59.472	+1.106	16:55:58.204
6	58.687	+0.321	16:56:56.891
7	58.497	+0.131	16:57:55.388
8	58.366		16:58:53.754
9	59.586	+1.220	16:59:53.340
10	59.452	+1.086	17:00:52.792
11	59.537	+1.171	17:01:52.329

Lap	Lap Tm	Diff	Time of Day
(7) Ain Lähker			
1	1:02.397	+4.763	16:51:58.301
2	1:00.152	+2.518	16:52:58.453
3	59.090	+1.456	16:53:57.543
4	1:00.180	+2.546	16:54:57.723
5	1:01.201	+3.567	16:55:58.924
6	58.271	+0.637	16:56:57.195
7	59.125	+1.491	16:57:56.320
8	57.634		16:58:53.954
9	59.471	+1.837	16:59:53.425
10	59.822	+2.188	17:00:53.247
11	59.223	+1.589	17:01:52.470

Lap	Lap Tm	Diff	Time of Day
(4) Jaak Pipar			
1	1:06.420	+5.645	16:52:03.317
2	1:02.820	+2.045	16:53:06.137
3	1:01.684	+0.909	16:54:07.821
4	1:01.514	+0.739	16:55:09.335
5	1:02.985	+2.210	16:56:12.320
6	1:01.305	+0.530	16:57:13.625
7	1:01.549	+0.774	16:58:15.174
8	1:00.775		16:59:15.949
9	1:00.931	+0.156	17:00:16.880
10	1:01.116	+0.341	17:01:17.996

Lap	Lap Tm	Diff	Time of Day
11	1:00.951	+0.176	17:02:18.947
(17) Meelis Telliskivi			
1	1:06.783	+5.665	16:52:02.967
2	1:03.850	+2.732	16:53:06.817
3	1:01.644	+0.526	16:54:08.461
4	1:01.118		16:55:09.579
5	1:03.037	+1.919	16:56:12.616
6	1:01.604	+0.486	16:57:14.220
7	1:03.247	+2.129	16:58:17.467
8	1:01.291	+0.173	16:59:18.758
9	1:01.742	+0.624	17:00:20.500
10	1:03.335	+2.217	17:01:23.835
11	1:03.138	+2.020	17:02:26.973

Lap	Lap Tm	Diff	Time of Day
(27) Maris Ozolins			
1	1:08.485	+3.625	16:52:05.917
2	1:05.731	+0.871	16:53:11.648
3	1:06.111	+1.251	16:54:17.759
4	1:05.441	+0.581	16:55:23.200
5	1:05.752	+0.892	16:56:28.952
6	1:06.302	+1.442	16:57:35.254
7	1:04.860		16:58:40.114
8	1:05.049	+0.189	16:59:45.163
9	1:05.905	+1.045	17:00:51.068
10	1:11.510	+6.650	17:02:02.578

Lap	Lap Tm	Diff	Time of Day
(10) Taavi Kroon			
1	1:10.928	+5.360	16:52:08.350
2	1:07.324	+1.756	16:53:15.674
3	1:07.291	+1.723	16:54:22.965
4	1:07.406	+1.838	16:55:30.371
5	1:06.618	+1.050	16:56:36.989
6	1:06.255	+0.687	16:57:43.244
7	1:06.368	+0.800	16:58:49.612
8	1:09.172	+3.604	16:59:58.784
9	1:06.337	+0.769	17:01:05.121
10	1:05.568		17:02:10.689

Lap	Lap Tm	Diff	Time of Day
(8) Petras Cerniauskas			
1	1:17.908	+1.730	16:52:17.064
2	1:16.178		16:53:33.242
3	1:19.290	+3.112	16:54:52.532
4	1:20.667	+4.489	16:56:13.199
5	1:22.429	+6.251	16:57:35.628
6	1:17.126	+0.948	16:58:52.754
7	1:20.345	+4.167	17:00:13.099
8	1:17.955	+1.777	17:01:31.054
9	1:17.531	+1.353	17:02:48.585

B3 Autorent Võiduajamine `11 ERC,LRC,BRC

Lapchart

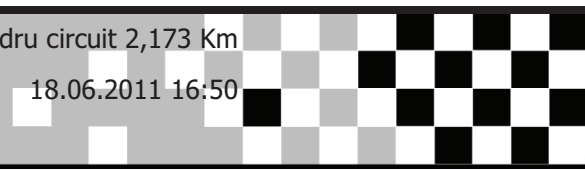
Formula Baltic, Formula Estonia

Audru circuit 2,173 Km

Formula Baltic, Formula Estonia - 2nd race, 12 laps

18.06.2011 16:50

Race (12 Laps) started at 16:50:55



Competitors


	Laps												
	0	1	2	3	4	5	6	7	8	9	10	11	12
Toomas Kallasmaa (78)	1	78	77	77	77	77	77	77	77	77	77	78	78
Erko Vallbaum (77)	2	77	78	78	78	78	78	78	78	78	78	77	77
Ain Lähker (7)	3	7	7	7	7	80	80	80	80	80	80	80	80
Meelis Telliskivi (17)	4	17	80	80	80	7	7	7	7	7	7	7	7
Jaak Kuul (80)	5	80	17	4	4	4	4	4	4	4	4	4	4
Jaak Pipar (4)	6	4	4	17	17	17	17	17	17	17	17	17	17
Taavi Kroon (10)	7	10	27	27	27	27	27	27	27	27	27	27	27
Maris Ozolins (27)	8	27	10	10	10	10	10	10	10	10	10	10	10
Petras Cerniauskas (8)	9	8	8	8	8	8	8	8	8	8	8	8	8

B3 Autorent Võiduajamine `11 ERC,LRC,BRC

Formula Baltic, Formula Estonia

Audru circuit 2,173 Km

Formula Baltic - total



Pos	No.	Name	Entrant/Race Team	Make	R1.	R2.	Total points
1	78	Toomas Kallasmaa	ProRex Racing	Reynard 893	25	25	50
2	77	Erko Vallbaum	A2 Racing	Formula Renault FR200C	20	20	40
3	7	Ain Lähker		Reynard 923	16	16	32
4	17	Meelis Telliskivi	A2 Racing	Bowman BC4	14	14	28