



Külgkorvide & Quadide KV II etapp 2021

Sorted on best lap time

MX KQK; MX 30+; MX 40+; MX 50+

Kiviõli motokrossirada 1.820 km

Kvalifikatsioon - 15 minutit

17/07/2021 09:00

Qualifying started at 9:00:26

Pos	No.	Name	Best Tm	Diff	In Lap	Laps	Class	Team	Model
1	718	Kairo KATKOSILT	1:47.501		3	8	MX KQK	RedMoto	KTM
2	27	Henri HARAMAA	1:49.280	1.779	5	8	MX KQK	Kiilimoto	Husqvarna
3	541	Dmitri VINOGRADOV	1:51.596	4.095	8	8	MX KQK	Narva Motoklubi	Kawasaki
4	255	Kennert NURJA	1:51.745	4.244	7	8	MX KQK		
5	53	Kaarel AAMER	1:52.612	5.111	5	8	MX KQK	Motoextreme	KTM
6	126	Rauno VOLDEK	1:54.589	7.088	2	8	MX 30+	Rauno Voldek	KTM
7	96	Kristo VÄTSON	1:54.903	7.402	7	7	MX KQK	Loosna-Alliku Motoklubi	Yamaha
8	870	Raido ELBING	1:55.730	8.229	6	6	MX 30+	Tihemetsa Motoklubi	KTM
9	112	Marcos ODAR	1:56.751	9.250	2	7	MX KQK	Kunda Motoklubi	KTM
10	90	Avo ÄRM	1:56.873	9.372	5	8	MX 40+	Cohila Motospordi Klubi	Yamaha
11	23	Kajar PILV	1:57.624	10.123	6	8	MX 30+	A1M Motorsport	Honda
12	32	Marken PAVEL	1:57.990	10.489	8	8	MX KQK	Kose Auto-Moto Klubi	Kawasaki
13	55	Ain KLETTENBERG	1:58.058	10.557	6	8	MX 40+	Tihemetsa Motoklubi	KTM
14	98	Fred-Georg PÄÄRO	1:59.302	11.801	7	8	MX KQK	Pühajõe Motoklubi	KTM
15	157	Rasmus LEHTER	1:59.643	12.142	7	8	MX 30+	Valga Motoklubi	KTM
16	294	Mihkel REINO	1:59.843	12.342	4	7	MX 30+	RXT Motoklubi	Honda
17	123	Mihkel MÄNNAMAA	2:00.108	12.607	6	7	MX 30+	Pärnu Motoclub	KTM
18	998	Alexey TEPLOV	2:00.210	12.709	2	6	MX 40+	Narva Motoklubi	Kawasaki
19	26	Sander SAADI	2:00.574	13.073	3	7	MX KQK	#26 Racing Team	Husqvarna
20	22	Valeri HOMIN	2:01.773	14.272	3	7	MX 40+	Loosna-Alliku Motoklubi	Husqvarna

Võistluse korraldaja: #26 Racing Team

Orbits

Võistluse juht: Sulev MURUMAA

Võistluse sekretär: Ingrid MELTSAS

Võistluse ajamõõt: ASPER Timing

Tulemused ja ringiajad: www.mylaps.ee

Printed: 12/08/2021 11:13:14

ASPER
TIMING

Page 1/3



Külgkorvide & Quadide KV II etapp 2021

Sorted on best lap time

MX KQK; MX 30+; MX 40+; MX 50+

Kiviõli motokrossirada 1.820 km

Kvalifikatsioon - 15 minutit

17/07/2021 09:00

Qualifying started at 9:00:26

Pos	No.	Name	Best Tm	Diff	In Lap	Laps	Class	Team	Model
21	72	Andrei SCHILLER	2:02.213	14.712	4	6	MX 40+	LL Racing	Kawasaki
22	241	Aleksei GRIBKOV	2:04.587	17.086	7	7	MX 30+	Narva SK Energia	KTM
23	196	Erki RANNAMEES	2:04.720	17.219	5	7	MX KQK	Jõhvi Motoklubi	KTM
24	601	Marko LUTT	2:05.357	17.856	2	7	MX 30+	Marko Lutt	Kawasaki
25	147	Reimo AEDVER	2:05.829	18.328	3	7	MX KQK	RedMoto	Honda
26	124	Viktor TAGOMA	2:05.840	18.339	5	6	MX 50+	HRC	Honda
27	316	Veigo MARK	2:07.438	19.937	3	7	MX 30+	Sõmeru Racing	Husqvarna
28	92	Mart PUKK	2:07.716	20.215	7	7	MX KQK		
29	45	Lauri POLITANOV	2:09.113	21.612	4	6	MX 50+	Kohila Motoklubi	Husqvarna
30	728	Robi MIKK	2:09.629	22.128	5	7	MX KQK	Karksi Racing Team	Yamaha
31	34	Timofei MALÕSENKO	2:11.517	24.016	3	5	MX 40+	Narva Motoklubi	Honda
32	24	Kalev KALLAS	2:12.537	25.036	3	7	MX 40+	Türi Motosport	Yamaha
33	33	Maksim MAKAROV	2:12.868	25.367	6	7	MX KQK	Narva Motoklubi	Honda
34	488	Peeter VAHER	2:14.782	27.281	3	4	MX 50+	Türi Auto-Moto Klubi	Husqvarna
35	711	Riho LANNO	2:15.603	28.102	2	7	MX 50+	Saku Motoklubi	Husqvarna
36	579	Joel KELDER	2:17.671	30.170	3	6	MX 40+	Jõhvi Motoklubi	Husqvarna
37	308	Raiko MÄNNI	2:18.546	31.045	4	6	MX KQK	Püssi Motoklubi	Kawasaki
38	813	Lauri TUSIS	2:21.471	33.970	4	6	MX 40+	Türi Auto-Moto Klubi	Yamaha
39	185	Enn KINGO	2:28.446	40.945	3	3	MX 50+	Türi Motosport	Yamaha
40	72	Alan TOHV	2:30.255	42.754	2	4	MX 40+		

Võistluse korraldaja: #26 Racing Team

Orbits

Võistluse juht: Sulev MURUMAA

Võistluse sekretär: Ingrid MELTSAS

Võistluse ajamõõt: ASPER Timing

Tulemused ja ringiajad: www.mylaps.ee

Printed: 12/08/2021 11:13:14

ASPER
TIMING

Page 2/3



Külgkorvide & Quadide KV II etapp 2021

Sorted on best lap time

MX KQK; MX 30+; MX 40+; MX 50+

Kiviõli motokrossirada 1.820 km

Kvalifikatsioon - 15 minutit

17/07/2021 09:00

Qualifying started at 9:00:26

Pos	No.	Name	Best Tm	Diff	In Lap	Laps	Class	Team	Model
41	264	Vambola SAARME	2:31.848	44.347	5	6	MX 50+	Sõmerpalu Motoklubi	KTM
42	385	Veiko PAKKAS	2:35.608	48.107	2	5	MX KQK	Sõmeru Racing	Kawasaki
43	252	Siim MOKRIK	3:14.185	:26.684	1	2	MX 30+	Linnamäe Krossiklubi	Kawasaki

Võistluse korraldaja: #26 Racing Team

Orbits

Võistluse juht: Sulev MURUMAA

Võistluse sekretär: Ingrid MELTSAS

Võistluse ajamõõt: ASPER Timing

Tulemused ja ringiajad: www.mylaps.ee

Printed: 12/08/2021 11:13:14

ASPER
TIMING



Külgkorvide & Quadide KV II etapp 2021

MX KQK; MX 30+; MX 40+; MX 50+

Kiviõli motokrossirada 1.820 km

Kvalifikatsioon - 15 minutit

17/07/2021 09:00

Qualifying started at 9:00:26

Lap	Lap Tm	Diff	Time of Day
(718) Kairo KATKOSILT			
1	1:58.107	+10.606	9:02:41.316
2	1:50.264	+2.763	9:04:31.580
3	1:47.501		9:06:19.081
4	1:48.923	+1.422	9:08:08.004
5	1:50.701	+3.200	9:09:58.705
6	1:47.546	+0.045	9:11:46.251
7	1:49.669	+2.168	9:13:35.920
8	1:52.962	+5.461	9:15:28.882

Lap	Lap Tm	Diff	Time of Day
(27) Henri HARAMAA			
1	2:00.653	+11.373	9:02:38.553
2	1:55.021	+5.741	9:04:33.574
3	2:03.588	+14.308	9:06:37.162
4	1:54.723	+5.443	9:08:31.885
5	1:49.280		9:10:21.165
6	1:50.755	+1.475	9:12:11.920
7	1:58.360	+9.080	9:14:10.280
8	2:50.943	1:01.663	9:17:01.223

Lap	Lap Tm	Diff	Time of Day
(541) Dmitri VINOGRADOV			
1	2:01.698	+10.102	9:02:40.447
2	1:53.615	+2.019	9:04:34.062
3	1:51.682	+0.086	9:06:25.744
4	1:52.928	+1.332	9:08:18.672
5	1:53.283	+1.687	9:10:11.955
6	2:14.372	+22.776	9:12:26.327
7	1:51.914	+0.318	9:14:18.241
8	1:51.596		9:16:09.837

Lap	Lap Tm	Diff	Time of Day
(255) Kennert NURJA			
1	2:07.009	+15.264	9:02:44.327
2	1:53.108	+1.363	9:04:37.435
3	1:51.922	+0.177	9:06:29.357
4	1:53.634	+1.889	9:08:22.991
5	1:52.560	+0.815	9:10:15.551
6	1:54.038	+2.293	9:12:09.589
7	1:51.745		9:14:01.334
8	1:51.758	+0.013	9:15:53.092

Lap	Lap Tm	Diff	Time of Day
(53) Kaarel AAMER			
1	2:10.085	+17.473	9:02:51.628
2	1:56.925	+4.313	9:04:48.553
3	1:54.323	+1.711	9:06:42.876
4	2:01.738	+9.126	9:08:44.614
5	1:52.612		9:10:37.226

Lap	Lap Tm	Diff	Time of Day
6	2:03.978	+11.366	9:12:41.204
7	1:55.785	+3.173	9:14:36.989
8	1:58.687	+6.075	9:16:35.676
(126) Rauno VOLDEK			
1	2:00.960	+6.371	9:02:37.690
2	1:54.589		9:04:32.279
3	2:01.465	+6.876	9:06:33.744
4	1:58.848	+4.259	9:08:32.592
5	2:01.337	+6.748	9:10:33.929
6	1:58.423	+3.834	9:12:32.352
7	1:58.543	+3.954	9:14:30.895
8	2:00.721	+6.132	9:16:31.616

Lap	Lap Tm	Diff	Time of Day
(96) Kristo VÄTSON			
1	2:03.983	+9.080	9:02:43.898
2	2:11.353	+16.450	9:04:55.251
3	1:55.127	+0.224	9:06:50.378
4	2:13.906	+19.003	9:09:04.284
5	1:55.989	+1.086	9:11:00.273
6	2:51.147	+56.244	9:13:51.420
7	1:54.903		9:15:46.323

Lap	Lap Tm	Diff	Time of Day
(870) Raido ELBING			
1	2:09.812	+14.082	9:02:52.050
2	2:00.214	+4.484	9:04:52.264
3	1:57.735	+2.005	9:06:49.999
4	1:59.391	+3.661	9:08:49.390
5	1:56.819	+1.089	9:10:46.209
6	1:55.730		9:12:41.939

Lap	Lap Tm	Diff	Time of Day
(112) Marcos ODAR			
1	2:05.353	+8.602	9:02:46.442
2	1:56.751		9:04:43.193
3	2:01.681	+4.930	9:06:44.874
4	2:12.931	+16.180	9:08:57.805
5	2:21.414	+24.663	9:11:19.219
6	2:06.519	+9.768	9:13:25.738
7	2:02.005	+5.254	9:15:27.743

Lap	Lap Tm	Diff	Time of Day
(90) Avo ÄRM			
1	2:24.840	+27.967	9:03:17.276
2	2:03.893	+7.020	9:05:21.169
3	1:59.960	+3.087	9:07:21.129
4	1:58.206	+1.333	9:09:19.335
5	1:56.873		9:11:16.208
6	1:57.709	+0.836	9:13:13.917

Lap	Lap Tm	Diff	Time of Day
7	1:58.806	+1.933	9:15:12.723
8	1:57.327	+0.454	9:17:10.050
(23) Kajar PILV			
1	2:12.818	+15.194	9:02:59.523
2	2:01.942	+4.318	9:05:01.461
3	1:57.982	+0.358	9:06:59.443
4	1:59.708	+2.084	9:08:59.151
5	1:59.560	+1.936	9:10:58.711
6	1:57.624		9:12:56.345
7	1:58.796	+1.172	9:14:55.137
8	2:28.725	+31.101	9:17:23.862

Lap	Lap Tm	Diff	Time of Day
(32) Marken PAVEL			
1	2:26.489	+28.499	9:03:09.421
2	2:05.922	+7.932	9:05:15.343
3	2:01.440	+3.450	9:07:16.783
4	2:00.641	+2.651	9:09:17.430
5	1:59.709	+1.719	9:11:17.139
6	2:02.458	+4.468	9:13:19.597
7	1:59.538	+1.548	9:15:19.135
8	1:57.990		9:17:17.123

Lap	Lap Tm	Diff	Time of Day
(55) Ain KLETTENBERG			
1	2:12.533	+14.475	9:02:55.048
2	2:03.336	+5.278	9:04:58.384
3	2:00.092	+2.034	9:06:58.476
4	1:59.272	+1.214	9:08:57.748
5	2:02.253	+4.195	9:11:00.001
6	1:58.058		9:12:58.059
7	1:58.479	+0.421	9:14:56.538
8	1:59.158	+1.100	9:16:55.696

Lap	Lap Tm	Diff	Time of Day
(98) Fred-Georg PÄÄRO			
1	2:08.810	+9.508	9:02:49.954
2	2:00.400	+1.098	9:04:50.354
3	1:59.318	+0.016	9:06:49.672
4	2:02.196	+2.894	9:08:51.868
5	2:00.070	+0.768	9:10:51.938
6	2:01.883	+2.581	9:12:53.821
7	1:59.302		9:14:53.123
8	2:00.016	+0.714	9:16:53.139

Lap	Lap Tm	Diff	Time of Day
(157) Rasmus LEHTER			
1	2:11.037	+11.394	9:03:02.297
2	2:03.914	+4.271	9:05:06.211
3	2:00.187	+0.544	9:07:06.398

Võistluse korraldaja: #26 Racing Team

Orbits

Võistluse juht: Sulev MURUMAA

Võistluse sekretär: Ingrid MELTSAS

Võistluse ajamõõt: ASPER Timing Tulemused ja ringiajad: www.mylaps.ee

Printed: 12/08/2021 11:13:25





Külgkorvide & Quadide KV II etapp 2021

MX KQK; MX 30+; MX 40+; MX 50+

Kiviõli motokrossirada 1.820 km

Kvalifikatsioon - 15 minutit

17/07/2021 09:00

Qualifying started at 9:00:26

Lap	Lap Tm	Diff	Time of Day
4	2:02.503	+2.860	9:09:08.901
5	2:09.241	+9.598	9:11:18.142
6	2:05.533	+5.890	9:13:23.675
7	1:59.643		9:15:23.318
8	2:02.891	+3.248	9:17:26.209
(294) Mihkel REINO			
1	2:12.851	+13.008	9:03:06.744
2	2:00.033	+0.190	9:05:06.777
3	2:01.227	+1.384	9:07:08.004
4	1:59.843		9:09:07.847
5	2:14.603	+14.760	9:11:22.450
6	2:06.939	+7.096	9:13:29.389
7	2:02.734	+2.891	9:15:32.123
(123) Mihkel MÄNNAMAA			
1	2:38.863	+38.755	9:03:32.763
2	2:13.826	+13.718	9:05:46.589
3	2:01.676	+1.568	9:07:48.265
4	2:30.656	+30.548	9:10:18.921
5	2:20.675	+20.567	9:12:39.596
6	2:00.108		9:14:39.704
7	2:08.920	+8.812	9:16:48.624
(998) Alexey TEPLOV			
1	2:09.218	+9.008	9:02:54.548
2	2:00.210		9:04:54.758
3	2:12.836	+12.626	9:07:07.594
4	6:08.880	4:08.670	9:13:16.474
5	2:03.355	+3.145	9:15:19.829
6	2:05.949	+5.739	9:17:25.778
(26) Sander SAADI			
1	2:22.269	+21.695	9:03:26.435
2	2:09.390	+8.816	9:05:35.825
3	2:00.574		9:07:36.399
4	2:11.273	+10.699	9:09:47.672
5	2:10.758	+10.184	9:11:58.430
6	2:01.867	+1.293	9:14:00.297
7	2:17.397	+16.823	9:16:17.694
(22) Valeri HOMIN			
1	2:18.385	+16.612	9:03:05.738
2	2:05.363	+3.590	9:05:11.101
3	2:01.773		9:07:12.874
4	2:09.422	+7.649	9:09:22.296
5	2:04.809	+3.036	9:11:27.105

Lap	Lap Tm	Diff	Time of Day
6	2:16.610	+14.837	9:13:43.715
7	2:18.552	+16.779	9:16:02.267
(72) Andrei SCHILLER			
1	2:51.588	+49.375	9:03:49.211
2	2:34.288	+32.075	9:06:23.499
3	2:19.276	+17.063	9:08:42.775
4	2:02.213		9:10:44.988
5	2:46.316	+44.103	9:13:31.304
6	2:40.959	+38.746	9:16:12.263
(241) Aleksei GRIBKOV			
1	2:27.564	+22.977	9:03:15.108
2	2:08.708	+4.121	9:05:23.816
3	2:05.779	+1.192	9:07:29.595
4	2:10.752	+6.165	9:09:40.347
5	2:08.722	+4.135	9:11:49.069
6	2:07.421	+2.834	9:13:56.490
7	2:04.587		9:16:01.077
(196) Erki RANNAMEES			
1	2:25.557	+20.837	9:03:21.993
2	2:05.332	+0.612	9:05:27.325
3	2:05.135	+0.415	9:07:32.460
4	2:05.034	+0.314	9:09:37.494
5	2:04.720		9:11:42.214
6	2:08.951	+4.231	9:13:51.165
7	2:41.544	+36.824	9:16:32.709
(601) Marko LUTT			
1	2:29.312	+23.955	9:03:19.338
2	2:05.357		9:05:24.695
3	2:06.718	+1.361	9:07:31.413
4	2:26.546	+21.189	9:09:57.959
5	2:07.094	+1.737	9:12:05.053
6	2:08.784	+3.427	9:14:13.837
7	2:25.011	+19.654	9:16:38.848
(147) Reimo AEDVER			
1	2:22.981	+17.152	9:03:08.496
2	2:07.572	+1.743	9:05:16.068
3	2:05.829		9:07:21.897
4	2:08.429	+2.600	9:09:30.326
5	2:19.596	+13.767	9:11:49.922
6	2:25.622	+19.793	9:14:15.544
7	2:23.208	+17.379	9:16:38.752

Lap	Lap Tm	Diff	Time of Day
(124) Viktor TAGOMA			
1	2:44.295	+38.455	9:03:52.874
2	2:37.468	+31.628	9:06:30.342
3	2:10.938	+5.098	9:08:41.280
4	2:06.958	+1.118	9:10:48.238
5	2:05.840		9:12:54.078
6	2:52.696	+46.856	9:15:46.774
(316) Veigo MARK			
1	2:29.118	+21.680	9:03:17.310
2	2:14.894	+7.456	9:05:32.207
3	2:07.438		9:07:39.645
4	2:21.710	+14.272	9:10:01.355
5	2:08.912	+1.474	9:12:10.267
6	2:18.249	+10.811	9:14:28.516
7	2:34.703	+27.265	9:17:03.219
(92) Mart PUKK			
1	2:50.405	+42.689	9:03:51.099
2	2:19.123	+11.407	9:06:10.222
3	2:08.409	+0.693	9:08:18.630
4	2:08.507	+0.791	9:10:27.138
5	2:08.223	+0.507	9:12:35.361
6	2:09.588	+1.872	9:14:44.949
7	2:07.716		9:16:52.665
(45) Lauri POLITANOV			
1	2:40.882	+31.769	9:03:29.934
2	2:28.491	+19.378	9:05:58.425
3	2:13.190	+4.077	9:08:11.615
4	2:09.113		9:10:20.728
5	2:24.704	+15.591	9:12:45.432
6	2:38.522	+29.409	9:15:23.954
(728) Robi MIKK			
1	2:33.267	+23.638	9:03:24.203
2	2:19.452	+9.823	9:05:43.655
3	2:12.896	+3.267	9:07:56.551
4	2:12.832	+3.203	9:10:09.383
5	2:09.629		9:12:19.012
6	2:10.950	+1.321	9:14:29.962
7	2:20.069	+10.440	9:16:50.031
(34) Timofei MALÕSENKO			
1	2:15.114	+3.597	9:03:01.124
2	2:13.478	+1.961	9:05:14.602
3	2:11.517		9:07:26.119

Võistluse korraldaja: #26 Racing Team

Orbits

Võistluse juht: Sulev MURUMAA

Võistluse sekretär: Ingrid MELTSAS

Võistluse ajamõõt: ASPER Timing Tulemused ja ringiajad: www.mylaps.ee

Printed: 12/08/2021 11:13:25



Külgkorvide & Quadide KV II etapp 2021

MX KQK; MX 30+; MX 40+; MX 50+

Kiviõli motokrossirada 1.820 km

Kvalifikatsioon - 15 minutit

17/07/2021 09:00

Qualifying started at 9:00:26

Lap	Lap Tm	Diff	Time of Day
4	2:13.581	+2.064	9:09:39.700
5	3:45.242	1:33.725	9:13:24.942

(24) Kalev KALLAS

1	2:28.978	+16.441	9:03:35.332
2	2:13.397	+0.860	9:05:48.729
3	2:12.537		9:08:01.266
4	2:15.333	+2.796	9:10:16.599
5	2:13.720	+1.183	9:12:30.319
6	2:15.626	+3.089	9:14:45.945
7	2:15.159	+2.622	9:17:01.104

(33) Maksim MAKAROV

1	2:35.251	+22.383	9:03:23.308
2	2:16.434	+3.566	9:05:39.742
3	2:13.746	+0.878	9:07:53.488
4	2:13.144	+0.276	9:10:06.632
5	2:22.735	+9.867	9:12:29.367
6	2:12.868		9:14:42.235
7	2:14.790	+1.922	9:16:57.025

(488) Peeter VAHER

1	2:30.622	+15.840	9:03:33.758
2	2:20.811	+6.029	9:05:54.569
3	2:14.782		9:08:09.351
4	2:19.270	+4.488	9:10:28.621

(711) Riho LANNO

1	2:28.038	+12.435	9:03:25.801
2	2:15.603		9:05:41.404
3	2:16.858	+1.255	9:07:58.262
4	2:16.765	+1.162	9:10:15.027
5	2:17.687	+2.084	9:12:32.714
6	2:19.179	+3.576	9:14:51.893
7	2:17.388	+1.785	9:17:09.281

(579) Joel KELDER

1	2:42.193	+24.522	9:03:35.154
2	3:20.186	1:02.515	9:06:55.340
3	2:17.671		9:09:13.011
4	2:40.155	+22.484	9:11:53.166
5	2:33.294	+15.623	9:14:26.460
6	2:18.642	+0.971	9:16:45.102

(308) Raiko MÄNNI

1	2:44.284	+25.738	9:03:43.663
2	2:30.782	+12.236	9:06:14.445

Lap	Lap Tm	Diff	Time of Day
3	2:32.096	+13.550	9:08:46.541
4	2:18.546		9:11:05.087
5	2:41.894	+23.348	9:13:46.981
6	2:18.683	+0.137	9:16:05.664

(813) Lauri TUSIS

1	2:39.427	+17.956	9:03:28.305
2	2:24.224	+2.753	9:05:52.529
3	2:21.891	+0.420	9:08:14.420
4	2:21.471		9:10:35.891
5	2:28.483	+7.012	9:13:04.374
6	2:31.346	+9.875	9:15:35.720

(185) Enn KINGO

1	2:41.813	+13.367	9:03:44.362
2	2:31.613	+3.167	9:06:15.975
3	2:28.446		9:08:44.421

(72) Alan TOHV

1	2:47.067	+16.812	9:03:43.403
2	2:30.255		9:06:13.658
3	2:32.383	+2.128	9:08:46.041
4	2:31.010	+0.755	9:11:17.051

(264) Vambola SAARME

1	2:48.885	+17.037	9:03:54.654
2	2:39.005	+7.157	9:06:33.659
3	2:36.488	+4.640	9:09:10.147
4	2:36.050	+4.202	9:11:46.197
5	2:31.848		9:14:18.045
6	2:32.910	+1.062	9:16:50.955

(385) Veiko PAKKAS

1	2:50.006	+14.398	9:03:51.417
2	2:35.608		9:06:27.025
3	2:52.235	+16.627	9:09:19.260
4	2:55.871	+20.263	9:12:15.131
5	3:03.941	+28.333	9:15:19.072

(252) Siim MOKRIK

1	3:14.185		9:04:17.579
2	4:58.338	1:44.153	9:09:15.917

Võistluse korraldaja: #26 Racing Team

Orbits

Võistluse juht: Sulev MURUMAA

Võistluse sekretär: Ingrid MELTSAS

Võistluse ajamõõt: ASPER Timing Tulemused ja ringiajad: www.mylaps.ee

Printed: 12/08/2021 11:13:25

ASPER
TIMING



Külgkorvide & Quadide KV II etapp 2021

Sorted on Laps

MX KQK; MX 30+; MX 40+; MX 50+

Kiviõli motokrossirada 1.820 km

1. Võistlussõit 15 minutit + 2 ringi

17/07/2021 13:50

Race started at 13:28:35

Pos	No.	Name	Laps	Diff	Gap	Best Tm	Class	Team	Model	Points
1	718	Kairo KATKOSILT	11			1:46.521	MX KQK	RedMoto	KTM	25
2	27	Henri HARAMAA	11	24.995	24.995	1:49.226	MX KQK	Kiilimoto	Husqvarna	22
3	541	Dmitri VINOGRADOV	11	40.464	15.469	1:49.591	MX KQK	Narva Motoklubi	Kawasaki	20
4	126	Rauno VOLDEK	11	1:29.823	49.359	1:54.682	MX 30+	Rauno Voldek	KTM	25
5	255	Kennert NURJA	11	1:31.277	1.454	1:52.863	MX KQK			18
6	96	Kristo VÄTSON	11	1:35.019	3.742	1:54.250	MX KQK	Roosna-Alliku Motoklubi	Yamaha	16
7	23	Kajar PILV	11	1:43.589	8.570	1:56.727	MX 30+	A1M Motorsport	Honda	22
8	90	Avo ÄRM	11	1:44.553	0.964	1:54.971	MX 40+	Kohila Motospordi Klubi	Yamaha	25
9	157	Rasmus LEHTER	11	1:46.637	2.084	1:55.592	MX 30+	Valga Motoklubi	KTM	20
10	55	Ain KLETTENBERG	11	1:49.339	2.702	1:56.948	MX 40+	Tihemetsa Motoklubi	KTM	22
11	32	Marken PAVEL	11	1:54.585	5.246	1:57.313	MX KQK	Kose Auto-Moto Klubi	Kawasaki	15
12	870	Raido ELBING	11	1:58.325	3.740	1:56.946	MX 30+	Tihemetsa Motoklubi	KTM	18
13	98	Fred-Georg PÄÄRO	10	1 Lap	1 Lap	1:57.434	MX KQK	Pühajõe Motoklubi	KTM	14

Margin of Victory	Avg. Speed	Best Lap Tm	Best Speed	Best Lap by
24.995	59.750	1:46.521	61.509	718 - Kairo KATKOSILT

Võistluse korraldaja: #26 Racing Team

Orbits

Võistluse juht: Sulev MURUMAA

Võistluse sekretär: Ingrid MELTSAS

Võistluse ajamõõt: ASPER Timing Tulemused ja ringiajad: www.mylaps.ee

Printed: 12/08/2021 11:13:32

ASPER
TIMING



Külgkorvide & Quadide KV II etapp 2021

Sorted on Laps

MX KQK; MX 30+; MX 40+; MX 50+

Kiviõli motokrossirada 1.820 km

1. Võistlussõit 15 minutit + 2 ringi

17/07/2021 13:50

Race started at 13:28:35

Pos	No.	Name	Laps	Diff	Gap	Best Tm	Class	Team	Model	Points
14	294	Mihkel REINO	10	1 Lap	10.066	1:58.838	MX 30+	RXT Motoklubi	Honda	16
15	22	Valeri HOMIN	10	1 Lap	1.552	1:59.093	MX 40+	Roosna-Alliku Motoklubi	Husqvarna	20
16	112	Marcos ODAR	10	1 Lap	13.281	1:59.513	MX KQK	Kunda Motoklubi	KTM	13
17	316	Veigo MARK	10	1 Lap	20.402	2:02.171	MX 30+	Sõmeru Racing	Husqvarna	15
18	998	Alexey TEPLOV	10	1 Lap	6.959	2:00.340	MX 40+	Narva Motoklubi	Kawasaki	18
19	123	Mihkel MÄNNAMAA	10	1 Lap	7.766	2:03.959	MX 30+	Pärnu Motoclub	KTM	14
20	26	Sander SAADI	10	1 Lap	2.882	2:03.766	MX KQK	#26 Racing Team	Husqvarna	12
21	241	Aleksei GRIBKOV	10	1 Lap	2.215	2:03.411	MX 30+	Narva SK Energia	KTM	13
22	92	Mart PUKK	10	1 Lap	2.300	2:05.091	MX KQK			11
23	147	Reimo AEDVER	10	1 Lap	2.282	2:01.030	MX KQK	RedMoto	Honda	10
24	601	Marko LUTT	10	1 Lap	12.258	2:04.670	MX 30+	Marko Lutt	Kawasaki	12
25	196	Erki RANNAMEES	10	1 Lap	11.071	2:05.122	MX KQK	Jõhvi Motoklubi	KTM	9
26	124	Viktor TAGOMA	10	1 Lap	7.144	2:06.953	MX 50+	HRC	Honda	25

Margin of Victory	Avg. Speed	Best Lap Tm	Best Speed	Best Lap by
24.995	59.750	1:46.521	61.509	718 - Kairo KATKOSILT

Võistluse korraldaja: #26 Racing Team

Orbits

Võistluse juht: Sulev MURUMAA

Võistluse sekretär: Ingrid MELTSAS

Võistluse ajamõõt: ASPER Timing

Tulemused ja ringiajad: www.mylaps.ee

Printed: 12/08/2021 11:13:32

ASPER
TIMING



Külgkorvide & Quadide KV II etapp 2021

Sorted on Laps

MX KQK; MX 30+; MX 40+; MX 50+

Kiviõli motokrossirada 1.820 km

1. Võistlussõit 15 minutit + 2 ringi

17/07/2021 13:50

Race started at 13:28:35

Pos	No.	Name	Laps	Diff	Gap	Best Tm	Class	Team	Model	Points
27	72	Andrei SCHILLER	10	1 Lap	2.689	2:07.759	MX 40+	LL Racing	Kawasaki	16
28	45	Lauri POLITANOV	10	1 Lap	11.808	2:07.840	MX 50+	Kohila Motoklubi	Husqvarna	22
29	728	Robi MIKK	10	1 Lap	10.589	2:10.071	MX KQK	Karksi Racing Team	Yamaha	8
30	33	Maksim MAKAROV	9	2 Laps	1 Lap	2:12.934	MX KQK	Narva Motoklubi	Honda	7
31	24	Kalev KALLAS	9	2 Laps	2.287	2:12.321	MX 40+	Türi Motosport	Yamaha	15
32	252	Siim MOKRIK	9	2 Laps	5.845	2:09.290	MX 30+	Linnamäe Krossiklubi	Kawasaki	11
33	34	Timofei MALÕSENKC	9	2 Laps	5.021	2:13.531	MX 40+	Narva Motoklubi	Honda	14
34	813	Lauri TUSIS	9	2 Laps	10.787	2:12.460	MX 40+	Türi Auto-Moto Klubi	Yamaha	13
35	488	Peeter VAHER	9	2 Laps	16.872	2:17.166	MX 50+	Türi Auto-Moto Klubi	Husqvarna	20
36	308	Raiko MÄNNI	9	2 Laps	5.017	2:17.104	MX KQK	Püssi Motoklubi	Kawasaki	6
37	711	Riho LANNO	9	2 Laps	3.112	2:15.449	MX 50+	Saku Motoklubi	Husqvarna	18
38	579	Joel KELDER	9	2 Laps	33.992	2:18.910	MX 40+	Jõhvi Motoklubi	Husqvarna	12
39	72	Alan TOHV	8	3 Laps	1 Lap	2:28.985	MX 40+			11

Margin of Victory	Avg. Speed	Best Lap Tm	Best Speed	Best Lap by
24.995	59.750	1:46.521	61.509	718 - Kairo KATKOSILT

Võistluse korraldaja: #26 Racing Team

Orbits

Võistluse juht: Sulev MURUMAA

Võistluse sekretär: Ingrid MELTSAS

Võistluse ajamõõt: ASPER Timing

Tulemused ja ringiajad: www.mylaps.ee

ASPER
TIMING



Külgkorvide & Quadide KV II etapp 2021

Sorted on Laps

MX KQK; MX 30+; MX 40+; MX 50+

Kiviõli motokrossirada 1.820 km

1. Võistlussõit 15 minutit + 2 ringi

17/07/2021 13:50

Race started at 13:28:35

Pos	No.	Name	Laps	Diff	Gap	Best Tm	Class	Team	Model	Points
40	185	Enn KINGO	8	3 Laps	10.032	2:27.617	MX 50+	Türi Motosport	Yamaha	16
41	264	Vambola SAARME	8	3 Laps	1.851	2:27.748	MX 50+	Sõmerpalu Motoklubi	KTM	15
42	385	Veiko PAKKAS	8	3 Laps	1:48.616	2:35.192	MX KQK	Sõmeru Racing	Kawasaki	5
43	53	Kaarel AAMER	3	8 Laps	5 Laps	1:52.829	MX KQK	Motoextreme	KTM	4

Margin of Victory	Avg. Speed	Best Lap Tm	Best Speed	Best Lap by
24.995	59.750	1:46.521	61.509	718 - Kairo KATKOSILT

Võistluse korraldaja: #26 Racing Team

Orbits

Võistluse juht: Sulev MURUMAA

Võistluse sekretär: Ingrid MELTSAS

Võistluse ajamõõt: ASPER Timing

Tulemused ja ringiajad: www.mylaps.ee

Printed: 12/08/2021 11:13:32

ASPER
TIMING



Külgkorvide & Quadide KV II etapp 2021

MX KQK; MX 30+; MX 40+; MX 50+

Kiviõli motokrossirada 1.820 km

1. Võistlussõit 15 minutit + 2 ringi

17/07/2021 13:50

Race started at 13:28:35

Lap	Lap Tm	Diff	Time of Day	Lap	Lap Tm	Diff	Time of Day	Lap	Lap Tm	Diff	Time of Day
(718) Kairo KATKOSILT				7	1:57.434	+2.752	13:42:20.731	2	1:55.757	+0.786	13:32:40.19
1	1:48.371	+1.850	13:30:33.797	8	1:56.592	+1.910	13:44:17.323	3	1:54.971		13:34:35.17
2	1:47.551	+1.030	13:32:21.348	9	1:57.688	+3.006	13:46:15.011	4	1:55.393	+0.422	13:36:30.56
3	1:46.521		13:34:07.869	10	1:57.941	+3.259	13:48:12.952	5	1:55.601	+0.630	13:38:26.16
4	1:47.965	+1.444	13:35:55.834	11	1:58.642	+3.960	13:50:11.594	6	2:00.191	+5.220	13:40:26.35
5	1:48.051	+1.530	13:37:43.885	(255) Kennert NURJA				7	1:59.031	+4.060	13:42:25.38
6	1:47.866	+1.345	13:39:31.751	1	2:02.449	+9.586	13:30:49.540	8	2:00.955	+5.984	13:44:26.34
7	1:51.379	+4.858	13:41:23.130	2	1:56.350	+3.487	13:32:45.890	9	2:00.021	+5.050	13:46:26.36
8	1:48.408	+1.887	13:43:11.538	3	1:52.863		13:34:38.753	10	1:58.873	+3.902	13:48:25.23
9	1:49.176	+2.655	13:45:00.714	4	1:52.944	+0.081	13:36:31.697	11	2:01.089	+6.118	13:50:26.32
10	1:49.645	+3.124	13:46:50.359	5	1:55.029	+2.166	13:38:26.726	(157) Rasmus LEHTER			
11	1:51.412	+4.891	13:48:41.771	6	1:54.396	+1.533	13:40:21.122	1	1:58.881	+3.289	13:30:45.21
(27) Henri HARAMAA				7	2:07.541	+14.678	13:42:28.663	2	1:57.135	+1.543	13:32:42.35
1	1:51.327	+2.101	13:30:37.730	8	1:55.823	+2.960	13:44:24.486	3	1:55.592		13:34:37.94
2	1:50.582	+1.356	13:32:28.312	9	1:57.315	+4.452	13:46:21.801	4	1:58.470	+2.878	13:36:36.41
3	1:49.450	+0.224	13:34:17.762	10	1:56.369	+3.506	13:48:18.170	5	1:57.942	+2.350	13:38:34.35
4	1:50.307	+1.081	13:36:08.069	11	1:54.878	+2.015	13:50:13.048	6	1:57.848	+2.256	13:40:32.20
5	1:51.014	+1.788	13:37:59.083	(96) Kristo VÄTSON				7	1:58.798	+3.206	13:42:31.00
6	1:49.226		13:39:48.309	1	2:01.157	+6.907	13:30:49.116	8	2:01.469	+5.877	13:44:32.47
7	1:49.769	+0.543	13:41:38.078	2	1:54.250		13:32:43.366	9	1:58.164	+2.572	13:46:30.63
8	1:52.289	+3.063	13:43:30.367	3	1:55.212	+0.962	13:34:38.578	10	1:56.903	+1.311	13:48:27.54
9	1:51.955	+2.729	13:45:22.322	4	1:54.637	+0.387	13:36:33.215	11	2:00.868	+5.276	13:50:28.40
10	1:51.819	+2.593	13:47:14.141	5	1:55.660	+1.410	13:38:28.875	(55) Ain KLETTENBERG			
11	1:52.625	+3.399	13:49:06.766	6	1:56.092	+1.842	13:40:24.967	1	2:02.277	+5.329	13:30:48.77
(541) Dmitri VINOGRADOV				7	1:56.523	+2.273	13:42:21.490	2	1:58.623	+1.675	13:32:47.39
1	1:50.529	+0.938	13:30:36.465	8	1:57.003	+2.753	13:44:18.493	3	1:57.463	+0.515	13:34:44.86
2	1:50.597	+1.006	13:32:27.062	9	1:59.118	+4.868	13:46:17.611	4	1:57.313	+0.365	13:36:42.17
3	1:49.591		13:34:16.653	10	1:59.719	+5.469	13:48:17.330	5	1:58.743	+1.795	13:38:40.91
4	1:51.992	+2.401	13:36:08.645	11	1:59.460	+5.210	13:50:16.790	6	1:56.948		13:40:37.86
5	1:51.326	+1.735	13:37:59.971	(23) Kajar PILV				7	1:58.479	+1.531	13:42:36.34
6	1:50.661	+1.070	13:39:50.632	1	2:01.623	+4.896	13:30:48.449	8	1:58.137	+1.189	13:44:34.48
7	1:51.650	+2.059	13:41:42.282	2	1:58.007	+1.280	13:32:46.456	9	1:57.696	+0.748	13:46:32.17
8	1:53.878	+4.287	13:43:36.160	3	1:57.607	+0.880	13:34:44.063	10	1:58.778	+1.830	13:48:30.95
9	1:54.010	+4.419	13:45:30.170	4	1:56.928	+0.201	13:36:40.991	11	2:00.156	+3.208	13:50:31.11
10	1:54.865	+5.274	13:47:25.035	5	1:57.636	+0.909	13:38:38.627	(32) Marken PAVEL			
11	1:57.200	+7.609	13:49:22.235	6	1:59.166	+2.439	13:40:37.793	1	2:03.503	+6.190	13:30:50.99
(126) Rauno VOLDEK				7	1:57.953	+1.226	13:42:35.746	2	2:00.702	+3.389	13:32:51.69
1	1:54.682		13:30:41.490	8	1:58.019	+1.292	13:44:33.765	3	1:57.313		13:34:49.00
2	1:54.707	+0.025	13:32:36.197	9	1:58.048	+1.321	13:46:31.813	4	1:57.661	+0.348	13:36:46.66
3	1:55.476	+0.794	13:34:31.673	10	1:56.820	+0.093	13:48:28.633	5	1:57.973	+0.660	13:38:44.64
4	1:56.196	+1.514	13:36:27.869	11	1:56.727		13:50:25.360	6	1:57.571	+0.258	13:40:42.21
5	1:56.781	+2.099	13:38:24.650	(90) Avo ÄRM				7	2:00.644	+3.331	13:42:42.85
6	1:58.647	+3.965	13:40:23.297	1	1:57.888	+2.917	13:30:44.442	8	1:57.885	+0.572	13:44:40.74
								9	1:57.763	+0.450	13:46:38.50

Võistluse korraldaja: #26 Racing Team

Orbits

Võistluse juht: Sulev MURUMAA

Võistluse sekretär: Ingrid MELTSAS

Võistluse ajamõõt: ASPER Timing Tulemused ja ringiajad: www.mylaps.ee

Printed: 12/08/2021 11:13:37

ASPER
TIMING

Page 1/4

Külgkorvide & Quadide KV II etapp 2021

MX KQK; MX 30+; MX 40+; MX 50+

Kiviõli motokrossirada 1.820 km

1. Võistlussõit 15 minutit + 2 ringi

17/07/2021 13:50

Race started at 13:28:35

Lap	Lap Tm	Diff	Time of Day	Lap	Lap Tm	Diff	Time of Day	Lap	Lap Tm	Diff	Time of Day
10	1:58.514	+1.201	13:48:37.018	7	1:59.336	+0.243	13:42:57.233	6	2:06.440	+2.481	13:41:27.25
11	1:59.338	+2.025	13:50:36.356	8	2:00.307	+1.214	13:44:57.540	7	2:06.077	+2.118	13:43:33.33
(870) Raido ELBING				9	1:59.638	+0.545	13:46:57.178	8	2:03.959		13:45:37.29
1	2:02.658	+5.712	13:30:50.085	10	2:02.433	+3.340	13:48:59.611	9	2:04.114	+0.155	13:47:41.40
2	1:59.021	+2.075	13:32:49.106	(112) Marcos ODAR				10	2:06.613	+2.654	13:49:48.01
3	1:56.946		13:34:46.052	1	2:02.229	+2.716	13:30:49.174	(26) Sander SAADI			
4	1:59.411	+2.465	13:36:45.463	2	2:01.999	+2.486	13:32:51.173	1	2:11.108	+7.342	13:30:59.11
5	1:58.145	+1.199	13:38:43.608	3	1:59.513		13:34:50.686	2	2:05.101	+1.335	13:33:04.21
6	1:57.882	+0.936	13:40:41.490	4	2:02.068	+2.555	13:36:52.754	3	2:05.193	+1.427	13:35:09.40
7	1:58.004	+1.058	13:42:39.494	5	2:02.879	+3.366	13:38:55.633	4	2:03.766		13:37:13.17
8	1:58.113	+1.167	13:44:37.607	6	2:00.678	+1.165	13:40:56.311	5	2:05.562	+1.796	13:39:18.73
9	1:59.350	+2.404	13:46:36.957	7	2:04.668	+5.155	13:43:00.979	6	2:06.651	+2.885	13:41:25.38
10	2:02.944	+5.998	13:48:39.901	8	2:04.090	+4.577	13:45:05.069	7	2:05.841	+2.075	13:43:31.22
11	2:00.195	+3.249	13:50:40.096	9	2:02.402	+2.889	13:47:07.471	8	2:07.421	+3.655	13:45:38.65
(98) Fred-Georg PÄÄRO				10	2:05.421	+5.908	13:49:12.892	9	2:06.960	+3.194	13:47:45.61
1	2:07.986	+10.552	13:30:55.454	(316) Veigo MARK				10	2:05.291	+1.525	13:49:50.90
2	2:01.175	+3.741	13:32:56.629	1	2:08.504	+6.333	13:30:56.233	(241) Aleksei GRIBKOV			
3	1:58.255	+0.821	13:34:54.884	2	2:06.117	+3.946	13:33:02.350	1	2:17.971	+14.560	13:31:07.07
4	1:58.294	+0.860	13:36:53.178	3	2:03.438	+1.267	13:35:05.788	2	2:09.071	+5.660	13:33:16.14
5	1:59.567	+2.133	13:38:52.745	4	2:02.171		13:37:07.959	3	2:05.176	+1.765	13:35:21.31
6	1:58.270	+0.836	13:40:51.015	5	2:03.488	+1.317	13:39:11.447	4	2:04.662	+1.251	13:37:25.98
7	2:01.111	+3.677	13:42:52.126	6	2:07.584	+5.413	13:41:19.031	5	2:03.411		13:39:29.39
8	1:57.434		13:44:49.560	7	2:03.060	+0.889	13:43:22.091	6	2:03.813	+0.402	13:41:33.20
9	1:58.412	+0.978	13:46:47.972	8	2:03.647	+1.476	13:45:25.738	7	2:04.443	+1.032	13:43:37.64
10	2:00.021	+2.587	13:48:47.993	9	2:03.316	+1.145	13:47:29.054	8	2:04.826	+1.415	13:45:42.47
(294) Mihkel REINO				10	2:04.240	+2.069	13:49:33.294	9	2:04.501	+1.090	13:47:46.97
1	2:05.748	+6.910	13:30:52.918	(998) Alexey TEPLOV				10	2:06.142	+2.731	13:49:53.11
2	1:58.862	+0.024	13:32:51.780	1	2:00.340		13:30:46.802	(92) Mart PUKK			
3	1:59.738	+0.900	13:34:51.518	2	2:03.934	+3.594	13:32:50.736	1	2:06.268	+1.177	13:33:07.03
4	1:58.838		13:36:50.356	3	2:04.857	+4.517	13:34:55.593	2	2:05.349	+0.258	13:35:12.38
5	1:59.233	+0.395	13:38:49.589	4	2:02.996	+2.656	13:36:58.589	3	2:06.311	+1.220	13:37:18.69
6	1:59.852	+1.014	13:40:49.441	5	2:02.808	+2.468	13:39:01.397	4	2:05.708	+0.617	13:39:24.40
7	2:01.383	+2.545	13:42:50.824	6	2:08.240	+7.900	13:41:09.637	5	2:05.091		13:41:29.49
8	2:02.733	+3.895	13:44:53.557	7	2:08.146	+7.806	13:43:17.783	6	2:06.034	+0.943	13:43:35.53
9	2:01.268	+2.430	13:46:54.825	8	2:07.473	+7.133	13:45:25.256	7	2:07.309	+2.218	13:45:42.83
10	2:03.234	+4.396	13:48:58.059	9	2:08.168	+7.828	13:47:33.424	8	2:06.480	+1.389	13:47:49.31
(22) Valeri HOMIN				10	2:06.829	+6.489	13:49:40.253	9	2:06.097	+1.006	13:49:55.41
1	2:08.712	+9.619	13:30:56.980	(123) Mihkel MÄNNAMAA				(147) Reimo AEDVER			
2	2:01.275	+2.182	13:32:58.255	1	2:07.562	+3.603	13:30:54.517	1	2:06.544	+5.514	13:30:54.99
3	2:00.173	+1.080	13:34:58.428	2	2:05.357	+1.398	13:32:59.874	2	2:01.030		13:32:56.02
4	2:00.674	+1.581	13:36:59.102	3	2:11.402	+7.443	13:35:11.276	3	2:01.582	+0.552	13:34:57.60
5	1:59.702	+0.609	13:38:58.804	4	2:03.961	+0.002	13:37:15.237	4	2:04.402	+3.372	13:37:02.01
6	1:59.093		13:40:57.897	5	2:05.579	+1.620	13:39:20.816	5	2:06.951	+5.921	13:39:08.96

Võistluse korraldaja: #26 Racing Team

Orbits

Võistluse juht: Sulev MURUMAA

Võistluse sekretär: Ingrid MELTSAS

Võistluse ajamõõt: ASPER Timing

Tulemused ja ringiajad: www.mylaps.ee



Külgkorvide & Quadide KV II etapp 2021

MX KQK; MX 30+; MX 40+; MX 50+

Kiviõli motokrossirada 1.820 km

1. Võistlussõit 15 minutit + 2 ringi

17/07/2021 13:50

Race started at 13:28:35

Lap	Lap Tm	Diff	Time of Day
6	2:08.619	+7.589	13:41:17.581
7	2:11.575	+10.545	13:43:29.156
8	2:15.623	+14.593	13:45:44.779
9	2:06.683	+5.653	13:47:51.462
10	2:06.236	+5.206	13:49:57.698

(601) Marko LUTT

1	2:11.476	+6.806	13:30:59.994
2	2:07.739	+3.069	13:33:07.733
3	2:06.267	+1.597	13:35:14.000
4	2:06.556	+1.886	13:37:20.556
5	2:04.670		13:39:25.226
6	2:05.996	+1.326	13:41:31.222
7	2:21.492	+16.822	13:43:52.714
8	2:05.679	+1.009	13:45:58.393
9	2:05.413	+0.743	13:48:03.806
10	2:06.150	+1.480	13:50:09.956

(196) Erki RANNAMEES

1	2:14.503	+9.381	13:31:03.561
2	2:06.189	+1.067	13:33:09.750
3	2:07.484	+2.362	13:35:17.234
4	2:05.560	+0.438	13:37:22.794
5	2:05.122		13:39:27.916
6	2:12.282	+7.160	13:41:40.198
7	2:11.969	+6.847	13:43:52.167
8	2:11.949	+6.827	13:46:04.116
9	2:07.379	+2.257	13:48:11.495
10	2:09.532	+4.410	13:50:21.027

(124) Viktor TAGOMA

1	2:13.378	+6.425	13:31:02.285
2	2:08.108	+1.155	13:33:10.393
3	2:08.669	+1.716	13:35:19.062
4	2:09.386	+2.433	13:37:28.448
5	2:06.953		13:39:35.401
6	2:10.778	+3.825	13:41:46.179
7	2:10.639	+3.686	13:43:56.818
8	2:11.449	+4.496	13:46:08.267
9	2:09.889	+2.936	13:48:18.156
10	2:10.015	+3.062	13:50:28.171

(72) Andrei SCHILLER

1	2:11.498	+3.739	13:30:58.757
2	2:09.353	+1.594	13:33:08.110
3	2:09.770	+2.011	13:35:17.880
4	2:09.454	+1.695	13:37:27.334

Lap	Lap Tm	Diff	Time of Day
5	2:10.938	+3.179	13:39:38.272
6	2:15.357	+7.598	13:41:53.629
7	2:09.741	+1.982	13:44:03.370
8	2:08.137	+0.378	13:46:11.507
9	2:07.759		13:48:19.266
10	2:11.594	+3.835	13:50:30.860

(45) Lauri POLITANOV

1	2:13.276	+5.436	13:31:01.953
2	2:09.671	+1.831	13:33:11.624
3	2:07.840		13:35:19.464
4	2:10.732	+2.892	13:37:30.196
5	2:08.710	+0.870	13:39:38.906
6	2:11.760	+3.920	13:41:50.666
7	2:11.148	+3.308	13:44:01.814
8	2:12.050	+4.210	13:46:13.864
9	2:13.629	+5.789	13:48:27.493
10	2:15.175	+7.335	13:50:42.668

(728) Robi MIKK

1	2:18.590	+8.519	13:31:07.908
2	2:11.154	+1.083	13:33:19.062
3	2:10.348	+0.277	13:35:29.410
4	2:10.071		13:37:39.481
5	2:11.587	+1.516	13:39:51.068
6	2:10.749	+0.678	13:42:01.817
7	2:12.333	+2.262	13:44:14.150
8	2:11.941	+1.870	13:46:26.091
9	2:12.762	+2.691	13:48:38.853
10	2:14.404	+4.333	13:50:53.257

(33) Maksim MAKAROV

1	2:15.507	+2.573	13:31:04.877
2	2:13.025	+0.091	13:33:17.902
3	2:14.721	+1.787	13:35:32.623
4	2:13.470	+0.536	13:37:46.093
5	2:12.934		13:39:59.027
6	2:13.405	+0.471	13:42:12.432
7	2:15.850	+2.916	13:44:28.282
8	2:17.389	+4.455	13:46:45.671
9	2:15.520	+2.586	13:49:01.191

(24) Kalev KALLAS

1	2:16.789	+4.468	13:31:05.521
2	2:12.989	+0.668	13:33:18.510
3	2:12.321		13:35:30.831
4	2:12.735	+0.414	13:37:43.566

Lap	Lap Tm	Diff	Time of Day
5	2:13.675	+1.354	13:39:57.24
6	2:13.749	+1.428	13:42:10.99
7	2:15.834	+3.513	13:44:26.82
8	2:17.738	+5.417	13:46:44.56
9	2:18.916	+6.595	13:49:03.47

(252) Siim MOKRIK

1	2:21.642	+12.352	13:31:11.73
2	2:24.715	+15.425	13:33:36.45
3	2:14.529	+5.239	13:35:50.98
4	2:16.872	+7.582	13:38:07.85
5	2:09.290		13:40:17.14
6	2:12.423	+3.133	13:42:29.56
7	2:13.738	+4.448	13:44:43.30
8	2:14.316	+5.026	13:46:57.62
9	2:11.702	+2.412	13:49:09.32

(34) Timofei MALÕSENKO

1	2:16.701	+3.170	13:31:06.52
2	2:13.675	+0.144	13:33:20.20
3	2:14.014	+0.483	13:35:34.21
4	2:14.732	+1.201	13:37:48.94
5	2:14.562	+1.031	13:40:03.50
6	2:13.531		13:42:17.04
7	2:17.820	+4.289	13:44:34.86
8	2:18.480	+4.949	13:46:53.34
9	2:21.004	+7.473	13:49:14.34

(813) Lauri TUSIS

1	2:21.163	+8.703	13:31:11.19
2	2:19.575	+7.115	13:33:30.76
3	2:13.688	+1.228	13:35:44.45
4	2:12.460		13:37:56.91
5	2:14.318	+1.858	13:40:11.23
6	2:20.879	+8.419	13:42:32.11
7	2:18.625	+6.165	13:44:50.73
8	2:17.636	+5.176	13:47:08.37
9	2:16.759	+4.299	13:49:25.13

(488) Peeter VAHER

1	2:19.397	+2.231	13:31:10.55
2	2:19.612	+2.446	13:33:30.16
3	2:19.335	+2.169	13:35:49.50
4	2:20.593	+3.427	13:38:10.09
5	2:18.852	+1.686	13:40:28.94
6	2:19.086	+1.920	13:42:48.03
7	2:17.861	+0.695	13:45:05.89

Võistluse korraldaja: #26 Racing Team

Orbits

Võistluse juht: Sulev MURUMAA

Võistluse sekretär: Ingrid MELTSAS

Võistluse ajamõõt: ASPER Timing

Tulemused ja ringiajad: www.mylaps.ee

Printed: 12/08/2021 11:13:37

ASPER
TIMING



Külgkorvide & Quadide KV II etapp 2021

MX KQK; MX 30+; MX 40+; MX 50+

Kiviõli motokrossirada 1.820 km

1. Võistlussõit 15 minutit + 2 ringi

17/07/2021 13:50

Race started at 13:28:35

Lap	Lap Tm	Diff	Time of Day
8	2:18.941	+1.775	13:47:24.837
9	2:17.166		13:49:42.003
(308) Raiko MÄNNI			
1	2:23.703	+6.599	13:31:13.385
2	2:18.504	+1.400	13:33:31.889
3	2:18.535	+1.431	13:35:50.424
4	2:17.104		13:38:07.528
5	2:18.475	+1.371	13:40:26.003
6	2:19.200	+2.096	13:42:45.203
7	2:19.339	+2.235	13:45:04.542
8	2:20.995	+3.891	13:47:25.537
9	2:21.483	+4.379	13:49:47.020
(711) Riho LANNO			
1	2:34.488	+19.039	13:31:25.581
2	2:15.449		13:33:41.030
3	2:15.797	+0.348	13:35:56.827
4	2:17.657	+2.208	13:38:14.484
5	2:19.527	+4.078	13:40:34.011
6	2:18.653	+3.204	13:42:52.664
7	2:19.063	+3.614	13:45:11.727
8	2:18.101	+2.652	13:47:29.828
9	2:20.304	+4.855	13:49:50.132
(579) Joel KELDER			
1	2:25.691	+6.781	13:31:15.692
2	2:18.910		13:33:34.602
3	2:18.993	+0.083	13:35:53.595
4	2:23.334	+4.424	13:38:16.929
5	2:28.273	+9.363	13:40:45.202
6	2:20.536	+1.626	13:43:05.738
7	2:24.375	+5.465	13:45:30.113
8	2:24.717	+5.807	13:47:54.830
9	2:29.294	+10.384	13:50:24.124
(72) Alan TOHV			
1	2:31.870	+2.885	13:31:23.684
2	2:30.429	+1.444	13:33:54.113
3	2:32.221	+3.236	13:36:26.334
4	2:32.453	+3.468	13:38:58.787
5	2:30.768	+1.783	13:41:29.555
6	2:28.985		13:43:58.540
7	2:29.628	+0.643	13:46:28.168
8	2:32.112	+3.127	13:49:00.280
(185) Enn KINGO			

Lap	Lap Tm	Diff	Time of Day
1	2:37.358	+9.741	13:31:29.526
2	2:29.312	+1.695	13:33:58.838
3	2:28.112	+0.495	13:36:26.950
4	2:27.617		13:38:54.567
5	2:30.313	+2.696	13:41:24.880
6	2:31.355	+3.738	13:43:56.235
7	2:35.205	+7.588	13:46:31.440
8	2:38.872	+11.255	13:49:10.312
(264) Vambola SAARME			
1	2:37.575	+9.827	13:31:28.421
2	2:27.748		13:33:56.169
3	2:31.722	+3.974	13:36:27.891
4	2:34.638	+6.890	13:39:02.529
5	2:34.192	+6.444	13:41:36.721
6	2:31.523	+3.775	13:44:08.244
7	2:32.766	+5.018	13:46:41.010
8	2:31.153	+3.405	13:49:12.163
(385) Veiko PAKKAS			
1	2:35.783	+0.591	13:31:26.900
2	2:35.192		13:34:02.092
3	2:41.910	+6.718	13:36:44.002
4	2:49.805	+14.613	13:39:33.807
5	2:49.179	+13.987	13:42:22.986
6	2:55.620	+20.428	13:45:18.606
7	2:52.681	+17.489	13:48:11.287
8	2:49.492	+14.300	13:51:00.779
(53) Kaarel AAMER			
1	2:00.618	+7.789	13:30:59.190
2	1:56.161	+3.332	13:32:55.351
3	1:52.829		13:34:48.180

Võistluse korraldaja: #26 Racing Team

Orbits

Võistluse juht: Sulev MURUMAA

Võistluse sekretär: Ingrid MELTSAS

Võistluse ajamõõt: ASPER Timing Tulemused ja ringiajad: www.mylaps.ee

Printed: 12/08/2021 11:13:37





Külgkorvide & Quadide KV II etapp 2021

Sorted on Laps

MX KQK; MX 30+; MX 40+; MX 50+

Kiviõli motokrossirada 1.820 km

2. Võistlussõit 15 minutit + 2 ringi

17/07/2021 17:50

Race started at 16:49:45

Pos	No.	Name	Laps	Diff	Gap	Best Tm	Class	Team	Model	Points
1	541	Dmitri VINOGRADOV	11	24.208	0.755	1:51.015	MX KQK	Narva Motoklubi	Kawasaki	25
2	255	Kennert NURJA	11	1:04.221	40.013	1:54.154	MX KQK			22
3	126	Rauno VOLDEK	11	1:36.268	32.047	1:55.055	MX 30+	Rauno Voldek	KTM	25
4	157	Rasmus LEHTER	11	1:43.940	7.672	1:57.506	MX 30+	Valga Motoklubi	KTM	22
5	55	Ain KLETTENBERG	11	1:47.483	3.543	1:57.416	MX 40+	Tihemetsa Motoklubi	KTM	25
6	718	Kairo KATKOSILT	11			1:47.734	MX KQK	RedMoto	KTM	20
7	27	Henri HARAMAA	11	23.453	23.453	1:49.206	MX KQK	Kiilimoto	Husqvarna	18
8	90	Avo ÄRM	11	1:51.582	4.099	1:57.616	MX 40+	Kohila Motospordi Klubi	Yamaha	22
9	294	Mihkel REINO	11	1:54.425	2.843	1:58.283	MX 30+	RXT Motoklubi	Honda	20
10	32	Marken PAVEL	11	1:58.527	4.102	1:58.440	MX KQK	Kose Auto-Moto Klubi	Kawasaki	16
11	870	Raido ELBING	10	1 Lap	1 Lap	1:59.757	MX 30+	Tihemetsa Motoklubi	KTM	18
12	98	Fred-Georg PÄÄRO	10	1 Lap	10.738	1:59.637	MX KQK	Pühajõe Motoklubi	KTM	15
13	316	Veigo MARK	10	1 Lap	35.459	2:03.075	MX 30+	Sõmeru Racing	Husqvarna	16

Announcements

Nr. 718 viis kohta taha poole

Nr. 27 viis kohta taha poole

Margin of Victory	Avg. Speed	Best Lap Tm	Best Speed	Best Lap by
1:04.221	57.822	1:47.734	60.816	718 - Kairo KATKOSILT

Võistluse korraldaja: #26 Racing Team

Orbits

Võistluse juht: Sulev MURUMAA

Võistluse sekretär: Ingrid MELTSAS

Võistluse ajamõõt: ASPER Timing Tulemused ja ringiajad: www.mylaps.ee

Printed: 12/08/2021 11:13:43

ASPER
TIMING



Külgkorvide & Quadide KV II etapp 2021

Sorted on Laps

MX KQK; MX 30+; MX 40+; MX 50+

Kiviõli motokrossirada 1.820 km

2. Võistlussõit 15 minutit + 2 ringi

17/07/2021 17:50

Race started at 16:49:45

Pos	No.	Name	Laps	Diff	Gap	Best Tm	Class	Team	Model	Points
14	112	Marcos ODAR	10	1 Lap	6.771	2:02.675	MX KQK	Kunda Motoklubi	KTM	14
15	241	Aleksei GRIBKOV	10	1 Lap	15.257	2:04.790	MX 30+	Narva SK Energia	KTM	15
16	123	Mihkel MÄNNAMAA	10	1 Lap	5.634	2:05.764	MX 30+	Pärnu Motoclub	KTM	14
17	147	Reimo AEDVER	10	1 Lap	3.038	2:03.999	MX KQK	RedMoto	Honda	13
18	26	Sander SAADI	10	1 Lap	1.140	2:05.841	MX KQK	#26 Racing Team	Husqvarna	12
19	998	Alexey TEPLOV	10	1 Lap	1.550	2:06.502	MX 40+	Narva Motoklubi	Kawasaki	20
20	601	Marko LUTT	10	1 Lap	2.570	2:06.568	MX 30+	Marko Lutt	Kawasaki	13
21	92	Mart PUKK	10	1 Lap	6.655	2:07.236	MX KQK			11
22	72	Andrei SCHILLER	10	1 Lap	26.429	2:07.025	MX 40+	LL Racing	Kawasaki	18
23	252	Siim MOKRIK	10	1 Lap	4.217	2:10.744	MX 30+	Linnamäe Krossiklubi	Kawasaki	12
24	124	Viktor TAGOMA	10	1 Lap	17.405	2:07.091	MX 50+	HRC	Honda	25
25	24	Kalev KALLAS	9	2 Laps	1 Lap	2:11.662	MX 40+	Türi Motosport	Yamaha	16
26	196	Erki RANNAMEES	9	2 Laps	39.877	2:10.372	MX KQK	Jõhvi Motoklubi	KTM	10

Announcements

Nr. 718 viis kohta taha poole

Nr. 27 viis kohta taha poole

Margin of Victory	Avg. Speed	Best Lap Tm	Best Speed	Best Lap by
1:04.221	57.822	1:47.734	60.816	718 - Kairo KATKOSILT

Võistluse korraldaja: #26 Racing Team

Orbits

Võistluse juht: Sulev MURUMAA

Võistluse sekretär: Ingrid MELTSAS

Võistluse ajamõõt: ASPER Timing Tulemused ja ringiajad: www.mylaps.ee

Printed: 12/08/2021 11:13:43

ASPER
TIMING



Külgkorvide & Quadide KV II etapp 2021

Sorted on Laps

MX KQK; MX 30+; MX 40+; MX 50+

Kiviõli motokrossirada 1.820 km

2. Võistlussõit 15 minutit + 2 ringi

17/07/2021 17:50

Race started at 16:49:45

Pos	No.	Name	Laps	Diff	Gap	Best Tm	Class	Team	Model	Points
27	33	Maksim MAKAROV	9	2 Laps	5.647	2:14.115	MX KQK	Narva Motoklubi	Honda	9
28	813	Lauri TUSIS	9	2 Laps	15.264	2:13.959	MX 40+	Türi Auto-Moto Klubi	Yamaha	15
29	711	Riho LANNO	9	2 Laps	30.013	2:20.182	MX 50+	Saku Motoklubi	Husqvarna	22
30	308	Raiko MÄNNI	9	2 Laps	2.216	2:19.917	MX KQK	Püssi Motoklubi	Kawasaki	8
31	488	Peeter VAHER	9	2 Laps	24.076	2:19.646	MX 50+	Türi Auto-Moto Klubi	Husqvarna	20
32	728	Robi MIKK	8	3 Laps	1 Lap	2:12.950	MX KQK	Karksi Racing Team	Yamaha	7
33	185	Enn KINGO	8	3 Laps	2:36.419	2:30.919	MX 50+	Türi Motorsport	Yamaha	18
34	264	Vambola SAARME	8	3 Laps	34.772	2:37.639	MX 50+	Sõmerpalu Motoklubi	KTM	16
35	72	Alan TOHV	8	3 Laps	10.664	2:33.411	MX 40+			14
36	385	Veiko PAKKAS	4	7 Laps	4 Laps	2:45.468	MX KQK	Sõmeru Racing	Kawasaki	6
37	96	Kristo VÄTSON	3	8 Laps	1 Lap	2:00.020	MX KQK	Roosna-Alliku Motoklubi	Yamaha	5
38	22	Valeri HOMIN		11 Laps	3 Laps		MX 40+	Roosna-Alliku Motoklubi	Husqvarna	13
39	23	Kajar PILV		11 Laps	0.391		MX 30+	A1M Motorsport	Honda	11

Announcements

Nr. 718 viis kohta taha poole

Nr. 27 viis kohta taha poole

Margin of Victory	Avg. Speed	Best Lap Tm	Best Speed	Best Lap by
1:04.221	57.822	1:47.734	60.816	718 - Kairo KATKOSILT

Võistluse korraldaja: #26 Racing Team

Orbits

Võistluse juht: Sulev MURUMAA

Võistluse sekretär: Ingrid MELTSAS

Võistluse ajamõõt: ASPER Timing

Tulemused ja ringiajad: www.mylaps.ee

Printed: 12/08/2021 11:13:43

ASPER
TIMING



Külgkorvide & Quadide KV II etapp 2021

Sorted on Laps

MX KQK; MX 30+; MX 40+; MX 50+

Kiviõli motokrossirada 1.820 km

2. Võistlussõit 15 minutit + 2 ringi

17/07/2021 17:50

Race started at 16:49:45

Pos	No.	Name	Laps	Diff	Gap	Best Tm	Class	Team	Model	Points
40	34	Timofei MALÕSENKC		11 Laps	1.548		MX 40+	Narva Motoklubi	Honda	12

Not classified

DNS	53	Kaarel AAMER		DNS			MX KQK	Motoextreme	KTM	0
DNS	45	Lauri POLITANOV		DNS			MX 50+	Kohila Motoklubi	Husqvarna	0
DNS	579	Joel KELDER		DNS			MX 40+	Jõhvi Motoklubi	Husqvarna	0

Announcements

Nr. 718 viis kohta taha poole

Nr. 27 viis kohta taha poole

Margin of Victory	Avg. Speed	Best Lap Tm	Best Speed	Best Lap by
1:04.221	57.822	1:47.734	60.816	718 - Kairo KATKOSILT

Võistluse korraldaja: #26 Racing Team

Orbits

Võistluse juht: Sulev MURUMAA

Võistluse sekretär: Ingrid MELTSAS

Võistluse ajamõõt: ASPER Timing

Tulemused ja ringiajad: www.mylaps.ee

Printed: 12/08/2021 11:13:43

ASPER
TIMING



Külgkorvide & Quadide KV II etapp 2021

MX KQK; MX 30+; MX 40+; MX 50+

Kiviõli motokrossirada 1.820 km

2. Võistlussõit 15 minutit + 2 ringi

17/07/2021 17:50

Race started at 16:49:45

Lap	Lap Tm	Diff	Time of Day	Lap	Lap Tm	Diff	Time of Day	Lap	Lap Tm	Diff	Time of Day
(541) Dmitri VINOGRADOV				7	1:58.226	+0.720	17:03:49.979	2	2:01.952	+4.336	16:53:58.87
1	1:54.215	+3.200	16:51:50.098	8	1:59.867	+2.361	17:05:49.846	3	1:57.616		16:55:56.49
2	1:51.953	+0.938	16:53:42.051	9	1:59.182	+1.676	17:07:49.028	4	1:59.047	+1.431	16:57:55.54
3	1:51.866	+0.851	16:55:33.917	10	2:01.104	+3.598	17:09:50.132	5	1:58.475	+0.859	16:59:54.01
4	1:51.099	+0.084	16:57:25.016	11	2:01.127	+3.621	17:11:51.259	6	1:59.869	+2.253	17:01:53.88
5	1:51.113	+0.098	16:59:16.129	(55) Ain KLETTENBERG				7	2:00.691	+3.075	17:03:54.57
6	1:52.958	+1.943	17:01:09.087	1	2:02.469	+5.053	16:52:00.030	8	2:00.477	+2.861	17:05:55.05
7	1:51.801	+0.786	17:03:00.888	2	2:01.085	+3.669	16:54:01.115	9	2:02.159	+4.543	17:07:57.21
8	1:54.452	+3.437	17:04:55.340	3	1:57.416		16:55:58.531	10	2:01.209	+3.593	17:09:58.42
9	1:51.015		17:06:46.355	4	1:58.391	+0.975	16:57:56.922	11	2:00.480	+2.864	17:11:58.90
10	1:52.734	+1.719	17:08:39.089	5	1:59.110	+1.694	16:59:56.032	(294) Mihkel REINO			
11	1:52.438	+1.423	17:10:31.527	6	1:57.839	+0.423	17:01:53.871	1	2:05.118	+6.835	16:52:01.17
(255) Kennert NURJA				7	1:57.618	+0.202	17:03:51.489	2	2:00.690	+2.407	16:54:01.86
1	1:59.586	+5.432	16:51:55.947	8	1:59.531	+2.115	17:05:51.020	3	1:58.854	+0.571	16:56:00.71
2	1:55.481	+1.327	16:53:51.428	9	2:00.268	+2.852	17:07:51.288	4	1:58.283		16:57:59.00
3	1:54.522	+0.368	16:55:45.950	10	2:00.920	+3.504	17:09:52.208	5	1:58.614	+0.331	16:59:57.61
4	1:55.600	+1.446	16:57:41.550	11	2:02.594	+5.178	17:11:54.802	6	1:59.674	+1.391	17:01:57.28
5	1:54.154		16:59:35.704	(718) Kairo KATKOSILT				7	2:00.437	+2.154	17:03:57.72
6	1:55.303	+1.149	17:01:31.007	1	1:50.754	+3.020	16:51:47.029	8	2:00.725	+2.442	17:05:58.45
7	1:57.392	+3.238	17:03:28.399	2	1:48.601	+0.867	16:53:35.630	9	2:01.096	+2.813	17:07:59.54
8	1:55.067	+0.913	17:05:23.466	3	1:48.158	+0.424	16:55:23.788	10	2:00.003	+1.720	17:09:59.54
9	1:54.602	+0.448	17:07:18.068	4	1:47.734		16:57:11.522	11	2:02.195	+3.912	17:12:01.74
10	1:54.763	+0.609	17:09:12.831	5	1:49.228	+1.494	16:59:00.750	(32) Marken PAVEL			
11	1:58.709	+4.555	17:11:11.540	6	1:50.910	+3.176	17:00:51.660	1	2:07.682	+9.242	16:52:04.12
(126) Rauno VOLDEK				7	1:52.626	+4.892	17:02:44.286	2	2:05.293	+6.853	16:54:09.42
1	1:55.055		16:51:50.847	8	1:51.027	+3.293	17:04:35.313	3	1:59.663	+1.223	16:56:09.08
2	1:57.043	+1.988	16:53:47.890	9	1:50.906	+3.172	17:06:26.219	4	1:59.858	+1.418	16:58:08.94
3	1:55.860	+0.805	16:55:43.750	10	1:50.214	+2.480	17:08:16.433	5	1:59.725	+1.285	17:00:08.66
4	1:57.417	+2.362	16:57:41.167	11	1:50.886	+3.152	17:10:07.319	6	1:59.391	+0.951	17:02:08.05
5	1:58.761	+3.706	16:59:39.928	(27) Henri HARAMAA				7	1:59.922	+1.482	17:04:07.98
6	1:59.734	+4.679	17:01:39.662	1	1:50.475	+1.269	16:51:45.839	8	1:58.526	+0.086	17:06:06.50
7	1:59.807	+4.752	17:03:39.469	2	1:49.206		16:53:35.045	9	2:00.674	+2.234	17:08:07.18
8	1:59.730	+4.675	17:05:39.199	3	1:51.717	+2.511	16:55:26.762	10	1:58.440		17:10:05.62
9	2:01.829	+6.774	17:07:41.028	4	1:50.925	+1.719	16:57:17.687	11	2:00.225	+1.785	17:12:05.84
10	2:00.564	+5.509	17:09:41.592	5	1:51.723	+2.517	16:59:09.410	(870) Raido ELBING			
11	2:01.995	+6.940	17:11:43.587	6	1:54.453	+5.247	17:01:03.863	1	2:04.845	+5.088	16:52:02.30
(157) Rasmus LEHTER				7	1:52.465	+3.259	17:02:56.328	2	2:01.959	+2.202	16:54:04.25
1	1:59.918	+2.412	16:51:55.664	8	1:57.961	+8.755	17:04:54.289	3	1:59.911	+0.154	16:56:04.17
2	2:01.892	+4.386	16:53:57.556	9	1:51.229	+2.023	17:06:45.518	4	2:00.420	+0.663	16:58:04.59
3	1:57.506		16:55:55.062	10	1:53.214	+4.008	17:08:38.732	5	2:00.437	+0.680	17:00:05.02
4	1:59.353	+1.847	16:57:54.415	11	1:52.040	+2.834	17:10:30.772	6	1:59.785	+0.028	17:02:04.81
5	1:58.451	+0.945	16:59:52.866	(90) Avo ÄRM				7	2:00.400	+0.643	17:04:05.21
6	1:58.887	+1.381	17:01:51.753	1	2:00.717	+3.101	16:51:56.926	8	1:59.757		17:06:04.96
								9	2:01.692	+1.935	17:08:06.66

Võistluse korraldaja: #26 Racing Team

Orbits

Võistluse juht: Sulev MURUMAA

Võistluse sekretär: Ingrid MELTSAS

Võistluse ajamõõt: ASPER Timing Tulemused ja ringiajad: www.mylaps.ee





Külgkorvide & Quadide KV II etapp 2021

MX KQK; MX 30+; MX 40+; MX 50+

Kiviõli motokrossirada 1.820 km

2. Võistlussõit 15 minutit + 2 ringi

17/07/2021 17:50

Race started at 16:49:45

Lap	Lap Tm	Diff	Time of Day
10	2:01.498	+1.741	17:10:08.159

(98) Fred-Georg PÄÄRO

1	2:09.236	+9.599	16:52:06.777
2	2:01.270	+1.633	16:54:08.047
3	1:59.637		16:56:07.684
4	2:00.391	+0.754	16:58:08.075
5	2:02.047	+2.410	17:00:10.122
6	2:01.352	+1.715	17:02:11.474
7	2:01.689	+2.052	17:04:13.163
8	2:02.204	+2.567	17:06:15.367
9	2:02.157	+2.520	17:08:17.524
10	2:01.373	+1.736	17:10:18.897

(316) Veigo MARK

1	2:09.155	+6.080	16:52:06.284
2	2:08.933	+5.858	16:54:15.217
3	2:03.626	+0.551	16:56:18.843
4	2:04.515	+1.440	16:58:23.358
5	2:05.178	+2.103	17:00:28.536
6	2:03.496	+0.421	17:02:32.032
7	2:03.075		17:04:35.107
8	2:05.208	+2.133	17:06:40.315
9	2:04.674	+1.599	17:08:44.989
10	2:09.367	+6.292	17:10:54.356

(112) Marcos ODAR

1	2:07.050	+4.375	16:52:04.655
2	2:03.974	+1.299	16:54:08.629
3	2:17.777	+15.102	16:56:26.406
4	2:02.887	+0.212	16:58:29.293
5	2:05.115	+2.440	17:00:34.408
6	2:07.484	+4.809	17:02:41.892
7	2:06.114	+3.439	17:04:48.006
8	2:04.971	+2.296	17:06:52.977
9	2:02.675		17:08:55.652
10	2:05.475	+2.800	17:11:01.127

(241) Aleksei GRIBKOV

1	2:12.041	+7.251	16:52:09.316
2	2:12.594	+7.804	16:54:21.910
3	2:07.783	+2.993	16:56:29.693
4	2:05.368	+0.578	16:58:35.061
5	2:06.414	+1.624	17:00:41.475
6	2:05.664	+0.874	17:02:47.139
7	2:04.790		17:04:51.929
8	2:06.872	+2.082	17:06:58.801

9	2:06.977	+2.187	17:09:05.778
10	2:10.606	+5.816	17:11:16.384

(123) Mihkel MÄNNAMAA

1	2:12.891	+7.127	16:52:09.744
2	2:10.624	+4.860	16:54:20.368
3	2:05.764		16:56:26.132
4	2:06.919	+1.155	16:58:33.051
5	2:07.522	+1.758	17:00:40.573
6	2:11.864	+6.100	17:02:52.437
7	2:08.567	+2.803	17:05:01.004
8	2:06.650	+0.886	17:07:07.654
9	2:06.428	+0.664	17:09:14.082
10	2:07.936	+2.172	17:11:22.018

(147) Reimo AEDVER

1	2:08.566	+4.567	16:52:05.528
2	2:07.939	+3.940	16:54:13.467
3	2:04.639	+0.640	16:56:18.106
4	2:03.999		16:58:22.105
5	2:07.226	+3.227	17:00:29.331
6	2:11.398	+7.399	17:02:40.729
7	2:09.477	+5.478	17:04:50.206
8	2:13.305	+9.306	17:07:03.511
9	2:08.863	+4.864	17:09:12.374
10	2:12.682	+8.683	17:11:25.056

(26) Sander SAADI

1	2:14.945	+9.104	16:52:13.132
2	2:11.281	+5.440	16:54:24.413
3	2:06.891	+1.050	16:56:31.304
4	2:05.841		16:58:37.145
5	2:07.414	+1.573	17:00:44.559
6	2:06.642	+0.801	17:02:51.201
7	2:08.098	+2.257	17:04:59.299
8	2:07.356	+1.515	17:07:06.655
9	2:09.140	+3.299	17:09:15.795
10	2:10.401	+4.560	17:11:26.196

(998) Alexey TEPLOV

1	2:11.429	+4.927	16:52:09.645
2	2:09.375	+2.873	16:54:19.020
3	2:07.661	+1.159	16:56:26.681
4	2:09.169	+2.667	16:58:35.850
5	2:06.502		17:00:42.352
6	2:07.777	+1.275	17:02:50.129
7	2:09.736	+3.234	17:04:59.865

8	2:10.002	+3.500	17:07:09.866
9	2:10.842	+4.340	17:09:20.700
10	2:07.037	+0.535	17:11:27.744

(601) Marko LUTT

1	2:14.000	+7.432	16:52:12.730
2	2:10.863	+4.295	16:54:23.600
3	2:07.028	+0.460	16:56:30.630
4	2:08.521	+1.953	16:58:39.150
5	2:06.568		17:00:45.710
6	2:09.180	+2.612	17:02:54.890
7	2:07.463	+0.895	17:05:02.360
8	2:08.129	+1.561	17:07:10.490
9	2:10.986	+4.418	17:09:21.470
10	2:08.839	+2.271	17:11:30.310

(92) Mart PUKK

1	2:16.402	+9.166	16:54:31.480
2	2:07.454	+0.218	16:56:38.930
3	2:07.236		16:58:46.170
4	2:09.249	+2.013	17:00:55.410
5	2:08.864	+1.628	17:03:04.280
6	2:08.381	+1.145	17:05:12.660
7	2:07.862	+0.626	17:07:20.520
8	2:07.926	+0.690	17:09:28.450
9	2:08.519	+1.283	17:11:36.970

(72) Andrei SCHILLER

1	2:23.341	+16.316	16:52:23.290
2	2:18.879	+11.854	16:54:42.170
3	2:09.704	+2.679	16:56:51.870
4	2:08.754	+1.729	16:59:00.630
5	2:12.280	+5.255	17:01:12.910
6	2:09.016	+1.991	17:03:21.920
7	2:09.429	+2.404	17:05:31.350
8	2:07.025		17:07:38.380
9	2:10.420	+3.395	17:09:48.800
10	2:14.598	+7.573	17:12:03.400

(252) Siim MOKRIK

1	2:14.492	+3.748	16:52:12.570
2	2:19.689	+8.945	16:54:32.260
3	2:14.558	+3.814	16:56:46.820
4	2:11.634	+0.890	16:58:58.450
5	2:12.024	+1.280	17:01:10.480
6	2:12.644	+1.900	17:03:23.120
7	2:10.744		17:05:33.860

Võistluse korraldaja: #26 Racing Team

Orbits

Võistluse juht: Sulev MURUMAA

Võistluse sekretär: Ingrid MELTSAS

Võistluse ajamõõt: ASPER Timing Tulemused ja ringiajad: www.mylaps.ee

Printed: 12/08/2021 11:13:48

ASPER
TIMING



Külgkorvide & Quadide KV II etapp 2021

MX KQK; MX 30+; MX 40+; MX 50+

Kiviõli motokrossirada 1.820 km

2. Võistlussõit 15 minutit + 2 ringi

17/07/2021 17:50

Race started at 16:49:45

Lap	Lap Tm	Diff	Time of Day
8	2:10.875	+0.131	17:07:44.744
9	2:11.159	+0.415	17:09:55.903
10	2:11.714	+0.970	17:12:07.617
(124) Viktor TAGOMA			
1	2:17.087	+9.996	16:52:15.751
2	2:18.048	+10.957	16:54:33.799
3	2:08.728	+1.637	16:56:42.527
4	2:07.091		16:58:49.618
5	2:08.341	+1.250	17:00:57.959
6	2:16.720	+9.629	17:03:14.679
7	2:15.395	+8.304	17:05:30.074
8	2:16.891	+9.800	17:07:46.965
9	2:17.911	+10.820	17:10:04.876
10	2:20.146	+13.055	17:12:25.022
(24) Kalev KALLAS			
1	2:20.035	+8.373	16:52:18.617
2	2:19.357	+7.695	16:54:37.974
3	2:13.437	+1.775	16:56:51.411
4	2:11.662		16:59:03.073
5	2:13.471	+1.809	17:01:16.544
6	2:15.027	+3.365	17:03:31.571
7	2:14.304	+2.642	17:05:45.875
8	2:16.767	+5.105	17:08:02.642
9	2:15.339	+3.677	17:10:17.981
(196) Erki RANNAMEES			
1	2:16.415	+6.043	16:52:14.400
2	2:18.695	+8.323	16:54:33.095
3	2:10.372		16:56:43.467
4	2:11.281	+0.909	16:58:54.748
5	2:12.443	+2.071	17:01:07.191
6	2:15.760	+5.388	17:03:22.951
7	2:17.694	+7.322	17:05:40.645
8	2:20.477	+10.105	17:08:01.122
9	2:56.736	+46.364	17:10:57.858
(33) Maksim MAKAROV			
1	2:20.488	+6.373	16:52:19.452
2	2:20.449	+6.334	16:54:39.901
3	2:14.115		16:56:54.016
4	2:15.076	+0.961	16:59:09.092
5	2:16.338	+2.223	17:01:25.430
6	2:23.231	+9.116	17:03:48.661
7	2:26.483	+12.368	17:06:15.144
8	2:26.164	+12.049	17:08:41.308

Lap	Lap Tm	Diff	Time of Day
9	2:22.197	+8.082	17:11:03.505
(813) Lauri TUSIS			
1	2:19.666	+5.707	16:52:17.959
2	2:18.585	+4.626	16:54:36.544
3	2:13.959		16:56:50.503
4	2:15.451	+1.492	16:59:05.954
5	2:15.474	+1.515	17:01:21.428
6	2:51.517	+37.558	17:04:12.945
7	2:22.705	+8.746	17:06:35.650
8	2:22.135	+8.176	17:08:57.785
9	2:20.984	+7.025	17:11:18.769
(711) Riho LANNO			
1	2:22.455	+2.273	16:52:22.813
2	2:23.466	+3.284	16:54:46.279
3	2:20.182		16:57:06.461
4	2:20.527	+0.345	16:59:26.988
5	2:21.295	+1.113	17:01:48.283
6	2:27.872	+7.690	17:04:16.155
7	2:27.533	+7.351	17:06:43.688
8	2:31.589	+11.407	17:09:15.277
9	2:33.505	+13.323	17:11:48.782
(308) Raiko MÄNNI			
1	2:27.712	+7.795	16:52:26.983
2	2:24.272	+4.355	16:54:51.255
3	2:20.691	+0.774	16:57:11.946
4	2:21.732	+1.815	16:59:33.678
5	2:19.917		17:01:53.595
6	2:22.618	+2.701	17:04:16.213
7	2:36.245	+16.328	17:06:52.458
8	2:28.738	+8.821	17:09:21.196
9	2:29.802	+9.885	17:11:50.998
(488) Peeter VAHER			
1	2:24.851	+5.205	16:52:24.166
2	2:24.844	+5.198	16:54:49.010
3	2:19.646		16:57:08.656
4	2:22.971	+3.325	16:59:31.627
5	2:28.727	+9.081	17:02:00.354
6	2:31.945	+12.299	17:04:32.299
7	2:33.886	+14.240	17:07:06.185
8	2:34.528	+14.882	17:09:40.713
9	2:34.361	+14.715	17:12:15.074
(728) Robi MIKK			

Lap	Lap Tm	Diff	Time of Day
1	2:21.672	+8.722	16:52:20.811
2	2:18.460	+5.510	16:54:39.271
3	2:13.027	+0.077	16:56:52.300
4	2:14.400	+1.450	16:59:06.700
5	2:15.803	+2.853	17:01:22.500
6	2:12.950		17:03:35.450
7	2:16.147	+3.197	17:05:51.600
8	2:18.669	+5.719	17:08:10.260
(185) Enn KINGO			
1	2:36.557	+5.638	16:52:38.380
2	2:35.225	+4.306	16:55:13.610
3	2:32.489	+1.570	16:57:46.100
4	2:30.919		17:00:17.010
5	2:33.595	+2.676	17:02:50.610
6	2:38.400	+7.481	17:05:29.010
7	2:39.088	+8.169	17:08:08.100
8	2:38.586	+7.667	17:10:46.680
(264) Vambola SAARME			
1	2:41.044	+3.405	16:52:42.070
2	2:37.639		16:55:19.710
3	2:40.980	+3.341	16:58:00.690
4	2:39.526	+1.887	17:00:40.210
5	2:38.156	+0.517	17:03:18.370
6	2:41.026	+3.387	17:05:59.390
7	2:41.574	+3.935	17:08:40.970
8	2:40.487	+2.848	17:11:21.460
(72) Alan TOHV			
1	2:39.559	+6.148	16:52:40.740
2	2:39.936	+6.525	16:55:20.680
3	2:33.411		16:57:54.090
4	2:36.405	+2.994	17:00:30.500
5	2:39.638	+6.227	17:03:10.130
6	2:38.856	+5.445	17:05:48.990
7	2:35.610	+2.199	17:08:24.600
8	3:07.519	+34.108	17:11:32.120
(385) Veiko PAKKAS			
1	2:45.468		16:52:46.630
2	2:45.680	+0.212	16:55:32.310
3	2:53.963	+8.495	16:58:26.280
4	2:57.654	+12.186	17:01:23.930
(96) Kristo VÄTSON			
1	2:00.020		16:51:57.460

Võistluse korraldaja: #26 Racing Team

Orbits

Võistluse juht: Sulev MURUMAA

Võistluse sekretär: Ingrid MELTSAS

Võistluse ajamõõt: ASPER Timing Tulemused ja ringiajad: www.mylaps.ee

Printed: 12/08/2021 11:13:48



Külgkorvide & Quadide KV II etapp 2021

MX KQK; MX 30+; MX 40+; MX 50+

Kiviõli motokrossirada 1.820 km

2. Võistlussõit 15 minutit + 2 ringi

17/07/2021 17:50

Race started at 16:49:45

Lap	Lap Tm	Diff	Time of Day	Lap	Lap Tm	Diff	Time of Day	Lap	Lap Tm	Diff	Time of Day
2	2:24.855	+24.835	16:54:22.316								
3	3:15.042	1:15.022	16:57:37.358								

Võistluse korraldaja: #26 Racing Team

Orbits

Võistluse juht: Sulev MURUMAA

Võistluse sekretär: Ingrid MELTSAS

Võistluse ajamõõt: ASPER Timing

Tulemused ja ringiajad: www.mylaps.ee

Printed: 12/08/2021 11:13:48

ASPER
TIMING

Page 4/4




Külgkorvide & Quadide KV II etapp 2021

MX KQK; MX 30+; MX 40+; MX 50+

Kiviõli motokrossirada 1.820 km

MX 30+ - Kokkuvõte



Pos	No.	Name	Team	R1.	R2.	Total points
1	126	Rauno VOLDEK	Rauno Voldek	25	25	50
2	157	Rasmus LEHTER	Valga Motoklubi	20	22	42
3	294	Mihkel REINO	RXT Motoklubi	16	20	36
4	870	Raido ELBING	Tihemetsa Motoklubi	18	18	36
5	23	Kajar PILV	A1M Motorsport	22	11	33
6	316	Veigo MARK	Sõmeru Racing	15	16	31
7	241	Aleksei GRIBKOV	Narva SK Energia	13	15	28
8	123	Mihkel MÄNNAMAA	Pärnu Motoclub	14	14	28
9	601	Marko LUTT	Marko Lutt	12	13	25
10	252	Siim MOKRIK	Linnamäe Krossiklubi	11	12	23

Võistluse korraldaja: #26 Racing Team

Orbits

Võistluse juht: Sulev MURUMAA

Võistluse sekretär: Ingrid MELTSAS

Võistluse ajamõõt: ASPER Timing

Tulemused ja ringiajad: www.mylaps.ee

Printed: 12/08/2021 11:13:52

ASPER
TIMING




Külgkorvide & Quadide KV II etapp 2021

MX KQK; MX 30+; MX 40+; MX 50+

Kiviõli motokrossirada 1.820 km

MX 40+ - Kokkuvõte



Pos	No.	Name	Team	R1.	R2.	Total points
1	55	Ain KLETTENBERG	Tihemetsa Motoklubi	22	25	47
2	90	Avo ÄRM	Kohila Motospordi Klubi	25	22	47
3	998	Alexey TEPLOV	Narva Motoklubi	18	20	38
4	72	Andrei SCHILLER	LL Racing	16	18	34
5	22	Valeri HOMIN	Roosna-Alliku Motoklubi	20	13	33
6	24	Kalev KALLAS	Türi Motosport	15	16	31
7	813	Lauri TUSIS	Türi Auto-Moto Klubi	13	15	28
8	34	Timofei MALÕSENKO	Narva Motoklubi	14	12	26
9	72	Alan TOHV		11	14	25
10	579	Joel KELDER	Jõhvi Motoklubi	12	0	12

Võistluse korraldaja: #26 Racing Team

Orbits

Võistluse juht: Sulev MURUMAA

Võistluse sekretär: Ingrid MELTSAS

Võistluse ajamõõt: ASPER Timing

Tulemused ja ringiajad: www.mylaps.ee

Printed: 12/08/2021 11:13:57

ASPER
TIMING




Külgkorvide & Quadide KV II etapp 2021

MX KQK; MX 30+; MX 40+; MX 50+

Kiviõli motokrossirada 1.820 km

MX 50+ - Kokkuvõte



Pos	No.	Name	Team	R1.	R2.	Total points
1	124	Viktor TAGOMA	HRC	25	25	50
2	711	Riho LANNO	Saku Motoklubi	18	22	40
3	488	Peeter VAHER	Türi Auto-Moto Klubi	20	20	40
4	185	Enn KINGO	Türi Motosport	16	18	34
5	264	Vambola SAARME	Sõmerpalu Motoklubi	15	16	31
6	45	Lauri POLITANOV	Kohila Motoklubi	22	0	22




Külgkorvide & Quadide KV II etapp 2021

MX KQK; MX 30+; MX 40+; MX 50+

Kiviõli motokrossirada 1.820 km

MX KQK - Kokkuvõte



Pos	No.	Name	Team	R1.	R2.	Total points
1	541	Dmitri VINOGRADOV	Narva Motoklubi	20	25	45
2	718	Kairo KATKOSILT	RedMoto	25	20	45
3	255	Kennert NURJA		18	22	40
4	27	Henri HARAMAA	Kiilimoto	22	18	40
5	32	Marken PAVEL	Kose Auto-Moto Klubi	15	16	31
6	98	Fred-Georg PÄÄRO	Pühajõe Motoklubi	14	15	29
7	112	Marcos ODAR	Kunda Motoklubi	13	14	27
8	26	Sander SAADI	#26 Racing Team	12	12	24
9	147	Reimo AEDVER	RedMoto	10	13	23
10	92	Mart PUKK		11	11	22
11	96	Kristo VÄTSON	Roosna-Alliku Motoklubi	16	5	21
12	196	Erki RANNAMEES	Jõhvi Motoklubi	9	10	19
13	33	Maksim MAKAROV	Narva Motoklubi	7	9	16
14	728	Robi MIKK	Karksi Racing Team	8	7	15
15	308	Raiko MÄNNI	Püssi Motoklubi	6	8	14
16	385	Veiko PAKKAS	Sõmeru Racing	5	6	11
17	53	Kaarel AAMER	Motoextreme	4	0	4

Võistluse korraldaja: #26 Racing Team

Orbits

Võistluse juht: Sulev MURUMAA

Võistluse sekretär: Ingrid MELTSAS

Võistluse ajamõõt: ASPER Timing

Tulemused ja ringiajad: www.mylaps.ee

Printed: 12/08/2021 11:14:06

ASPER
TIMING