

Superkrossi karikavõistluste VI etapp

Sorted on best lap time

RAHVAKROSS, VOLGA

auto24ring, Estonia 3.170 km

Qualification - 15 minutes

13/09/2020 11:50

Qualifying started at 10:48:07

Pos	No.	Name	Best Tm	Diff	Gap	In Lap	Laps	Class	Team	Model
1	2	Margus SUIGUSAAR	1:12.249			9	10	Rahvakross	Saue Autoklubi	Opel Astra
2	28	Tanel RAUDSEPP	1:12.559	0.310	0.310	7	8	Rahvakross	Tiri&Allik Motors	Volkswagen Golf II
3	97	Dauri DEMANT	1:12.570	0.321	0.011	7	9	Rahvakross	Kõrgepalu Noored	Volkswagen Golf II
4	16	Einar HELJAND	1:13.523	1.274	0.953	6	11	Rahvakross	Forss Racing	Opel Astra
5	85	Andres RINGO	1:13.881	1.632	0.358	7	7	Rahvakross	A2 Racing	BMW 320
6	9	Alar ALLIK	1:15.257	3.008	1.376	9	10	Rahvakross	Tiri&Allik Motors	Mazda MX-3
7	19	Sander JÄRVEKÜLA	1:15.352	3.103	0.095	7	7	Rahvakross		Nissan Sunny GTI
8	22	Tanel SVILBERG	1:17.064	4.815	1.712	6	10	Rahvakross	Erki Sport	BMW 318
9	15	Rainis TIRI	1:17.416	5.167	0.352	6	10	Rahvakross	Tiri&Allik Motors	Ford Focus ST
10	34	Rainer TIRI	1:18.120	5.871	0.704	10	11	Rahvakross	Tiri&Allik Motors	Ford Puma
11	5	Kristjan SOOPER	1:19.663	7.414	1.543	7	9	Volga	Erki Sport	GAZ 24
12	21	Martin VATTER	1:19.882	7.633	0.219	9	9	Rahvakross	Tikkri Motorsport	Audi Coupe
13	4	Henry MÄGISALU	1:21.716	9.467	1.834	5	7	Rahvakross	Vändra TSK	Volkswagen Golf

Superkrossi karikavõistluste VI etapp

RAHVAKROSS, VOLGA

auto24ring, Estonia 3.170 km

Qualification - 15 minutes

13/09/2020 11:50

Qualifying started at 10:48:07

Lap	Lap Tm	Diff	Time of Day	Lap	Lap Tm	Diff	Time of Day	Lap	Lap Tm	Diff	Time of Day
(2) Margus SUIGUSAAR				(85) Andres RINGO				5 1:17.554 +0.138 10:55:16.41			
1	1:16.957	+4.708	10:50:00.645	1	1:17.107	+3.226	10:49:53.144	6	1:17.416		10:56:33.83
2	1:15.158	+2.909	10:51:15.803	2	1:15.488	+1.607	10:51:08.632	7	1:18.100	+0.684	10:57:51.93
3	1:13.066	+0.817	10:52:28.869	3	1:15.264	+1.383	10:52:23.896	8	1:20.987	+3.571	10:59:12.91
4	1:13.137	+0.888	10:53:42.006	4	1:15.067	+1.186	10:53:38.963	9	1:18.778	+1.362	11:00:31.69
5	1:16.640	+4.391	10:54:58.646	5	1:14.310	+0.429	10:54:53.273	10	1:18.026	+0.610	11:01:49.72
6	1:12.561	+0.312	10:56:11.207	6	1:14.547	+0.666	10:56:07.820	(34) Rainer TIRI			
7	1:12.529	+0.280	10:57:23.736	7	1:13.881		10:57:21.701	1	1:23.610	+5.490	10:50:09.89
8	1:13.347	+1.098	10:58:37.083	(9) Alar ALLIK				2	1:20.455	+2.335	10:51:30.35
9	1:12.249		10:59:49.332	1	1:20.385	+5.128	10:50:14.407	3	1:20.507	+2.387	10:52:50.85
10	1:12.802	+0.553	11:01:02.134	2	1:16.659	+1.402	10:51:31.066	4	1:18.852	+0.732	10:54:09.70
(28) Tanel RAUDSEPP				3	1:19.668	+4.411	10:52:50.734	5	1:19.182	+1.062	10:55:28.89
1	1:17.287	+4.728	10:50:09.734	4	1:16.539	+1.282	10:54:07.273	6	1:18.203	+0.083	10:56:47.09
2	1:14.385	+1.826	10:51:24.119	5	1:15.768	+0.511	10:55:23.041	7	1:19.827	+1.707	10:58:06.92
3	1:14.036	+1.477	10:52:38.155	6	1:15.928	+0.671	10:56:38.969	8	1:18.488	+0.368	10:59:25.40
4	1:13.579	+1.020	10:53:51.734	7	1:15.555	+0.298	10:57:54.524	9	1:18.463	+0.343	11:00:43.87
5	1:13.150	+0.591	10:55:04.884	8	1:17.355	+2.098	10:59:11.879	10	1:18.120		11:02:01.99
6	1:12.769	+0.210	10:56:17.653	9	1:15.257		11:00:27.136	11	1:20.143	+2.023	11:03:22.13
7	1:12.559		10:57:30.212	10	1:15.972	+0.715	11:01:43.108	(5) Kristjan SOOPER			
8	1:14.048	+1.489	10:58:44.260	(19) Sander JÄRVEKÜLA				1	1:24.194	+4.531	10:50:18.44
(97) Dauri DEMANT				1	1:20.075	+4.723	10:50:13.022	2	1:24.150	+4.487	10:51:42.59
1	1:16.420	+3.850	10:49:59.827	2	1:17.607	+2.255	10:51:30.629	3	1:20.670	+1.007	10:53:03.26
2	1:17.140	+4.570	10:51:16.967	3	1:18.749	+3.397	10:52:49.378	4	1:20.209	+0.546	10:54:23.47
3	1:13.836	+1.266	10:52:30.803	4	1:16.272	+0.920	10:54:05.650	5	1:20.127	+0.464	10:55:43.59
4	1:13.618	+1.048	10:53:44.421	5	1:16.324	+0.972	10:55:21.974	6	1:19.856	+0.193	10:57:03.45
5	1:14.312	+1.742	10:54:58.733	6	1:15.538	+0.186	10:56:37.512	7	1:19.663		10:58:23.11
6	1:13.373	+0.803	10:56:12.106	7	1:15.352		10:57:52.864	8	1:19.858	+0.195	10:59:42.97
7	1:12.570		10:57:24.676	(22) Tanel SVILBERG				9	1:19.701	+0.038	11:01:02.67
8	1:13.493	+0.923	10:58:38.169	1	1:21.281	+4.217	10:49:59.091	(21) Martin VATTER			
9	1:12.613	+0.043	10:59:50.782	2	1:19.503	+2.439	10:51:18.594	1	1:24.839	+4.957	10:50:07.07
(16) Einar HELJAND				3	1:21.842	+4.778	10:52:40.436	2	1:22.495	+2.613	10:51:29.56
1	1:16.250	+2.727	10:50:02.489	4	1:18.783	+1.719	10:53:59.219	3	1:22.871	+2.989	10:52:52.43
2	1:15.668	+2.145	10:51:18.157	5	1:18.069	+1.005	10:55:17.288	4	1:21.064	+1.182	10:54:13.50
3	1:19.345	+5.822	10:52:37.502	6	1:17.064		10:56:34.352	5	1:20.722	+0.840	10:55:34.22
4	1:14.901	+1.378	10:53:52.403	7	1:17.374	+0.310	10:57:51.726	6	1:20.188	+0.306	10:56:54.41
5	1:14.039	+0.516	10:55:06.442	8	1:20.139	+3.075	10:59:11.865	7	1:20.104	+0.222	10:58:14.51
6	1:13.523		10:56:19.965	9	1:18.102	+1.038	11:00:29.967	8	1:20.160	+0.278	10:59:34.67
7	1:14.069	+0.546	10:57:34.034	10	1:17.612	+0.548	11:01:47.579	9	1:19.882		11:00:54.55
8	1:13.985	+0.462	10:58:48.019	(15) Rainis TIRI				(4) Henry MÄGISALU			
9	1:19.267	+5.744	11:00:07.286	1	1:21.249	+3.833	10:50:03.982	1	1:27.800	+6.084	10:50:23.94
10	1:15.230	+1.707	11:01:22.516	2	1:18.871	+1.455	10:51:22.853	2	1:23.990	+2.274	10:51:47.93
11	1:14.668	+1.145	11:02:37.184	3	1:18.130	+0.714	10:52:40.983	3	1:22.815	+1.099	10:53:10.74
				4	1:17.879	+0.463	10:53:58.862	4	1:23.412	+1.696	10:54:34.16

Superkrossi karikavõistluste VI etapp

RAHVAKROSS, VOLGA

auto24ring, Estonia 3.170 km

Qualification - 15 minutes

13/09/2020 11:50

Qualifying started at 10:48:07

Lap	Lap Tm	Diff	Time of Day	Lap	Lap Tm	Diff	Time of Day	Lap	Lap Tm	Diff	Time of Day
5	1:21.716		10:55:55.876								
6	1:23.554	+1.838	10:57:19.430								
7	1:25.166	+3.450	10:58:44.596								

Superkrossi karikavõistluste VI etapp

Sorted on Laps


RAHVAKROSS, VOLGA

auto24ring, Estonia 3.170 km

Race 1 - 10 laps

13/09/2020 13:50

Race started at 12:41:21



Pos	PIC	No.	Name	Class	Nat	Team	Model	Total Tm	Laps	Diff	Gap	Best Tm	Points
1	1	2	Margus SUIGUSAAR	Rahvakross	EST	Saue Autoklubi	Opel Astra	12:10.497	10			1:11.849	1
2	2	97	Dauri DEMANT	Rahvakross	EST	Kõrgepalu Noored	Volkswagen Golf II	12:15.898	10	5.401	5.401	1:11.816	2
3	3	85	Andres RINGO	Rahvakross	EST	A2 Racing	BMW 320	12:23.507	10	13.010	7.609	1:13.090	3
4	4	16	Einar HELJAND	Rahvakross	EST	Forss Racing	Opel Astra	12:26.657	10	16.160	3.150	1:13.267	4
5	5	9	Alar ALLIK	Rahvakross	EST	Tiri&Allik Motors	Mazda MX-3	12:31.843	10	21.346	5.186	1:13.639	5
6	6	19	Sander JÄRVEKÜLA	Rahvakross	EST		Nissan Sunny GTI	12:36.666	10	26.169	4.823	1:14.627	6
7	7	21	Martin VATTER	Rahvakross	EST	Tikkri Motorsport	Audi Coupe	12:45.714	10	35.217	9.048	1:15.158	7
8	8	22	Tanel SVILBERG	Rahvakross	EST	Erki Sport	BMW 318	12:57.454	10	46.957	11.740	1:16.490	8
9	9	34	Rainer TIRI	Rahvakross	EST	Tiri&Allik Motors	Ford Puma	13:08.653	10	58.156	11.199	1:17.165	9
10	1	5	Kristjan SOOPER	Volga	EST	Erki Sport	GAZ 24	13:31.337	10	1:20.840	22.684	1:19.865	1
11	10	15	Rainis TIRI	Rahvakross	EST	Tiri&Allik Motors	Ford Focus ST	12:11.186	9	1 Lap	1 Lap	1:16.876	10
12	11	4	Henry MÄGISALU	Rahvakross	EST	Vändra TSK	Volkswagen Golf	12:54.163	9	1 Lap	42.977	1:22.362	11
13	12	28	Tanel RAUDSEPP	Rahvakross	EST	Tiri&Allik Motors	Volkswagen Golf II	9:54.619	8	2 Laps	1 Lap	1:12.338	12

Superkrossi karikavõistluste VI etapp

RAHVAKROSS, VOLGA

auto24ring, Estonia 3.170 km

Race 1 - 10 laps

13/09/2020 13:50

Race started at 12:41:21

Lap	Lap Tm	Diff	Time of Day
(2) Margus SUIGUSAAR			
1	1:16.578	+4.729	12:42:37.645
2	1:13.119	+1.270	12:43:50.764
3	1:13.230	+1.381	12:45:03.994
4	1:12.988	+1.139	12:46:16.982
5	1:12.239	+0.390	12:47:29.221
6	1:12.857	+1.008	12:48:42.078
7	1:12.467	+0.618	12:49:54.545
8	1:11.849		12:51:06.394
9	1:13.161	+1.312	12:52:19.555
10	1:12.009	+0.160	12:53:31.564

Lap	Lap Tm	Diff	Time of Day
(97) Dauri DEMANT			
1	1:15.988	+4.172	12:42:41.132
2	1:13.898	+2.082	12:43:55.030
3	1:12.344	+0.528	12:45:07.374
4	1:12.374	+0.558	12:46:19.748
5	1:12.511	+0.695	12:47:32.259
6	1:11.816		12:48:44.075
7	1:11.923	+0.107	12:49:55.998
8	1:12.028	+0.212	12:51:08.026
9	1:14.908	+3.092	12:52:22.934
10	1:14.031	+2.215	12:53:36.965

Lap	Lap Tm	Diff	Time of Day
(85) Andres RINGO			
1	1:17.805	+4.715	12:42:40.562
2	1:13.577	+0.487	12:43:54.139
3	1:13.090		12:45:07.229
4	1:13.843	+0.753	12:46:21.072
5	1:13.241	+0.151	12:47:34.313
6	1:13.614	+0.524	12:48:47.927
7	1:14.059	+0.969	12:50:01.986
8	1:13.965	+0.875	12:51:15.951
9	1:14.944	+1.854	12:52:30.895
10	1:13.679	+0.589	12:53:44.574

Lap	Lap Tm	Diff	Time of Day
(16) Einar HELJAND			
1	1:17.970	+4.703	12:42:40.006
2	1:14.798	+1.531	12:43:54.804
3	1:14.989	+1.722	12:45:09.793
4	1:13.718	+0.451	12:46:23.511
5	1:13.709	+0.442	12:47:37.220
6	1:13.500	+0.233	12:48:50.720
7	1:13.267		12:50:03.987
8	1:13.853	+0.586	12:51:17.840
9	1:14.094	+0.827	12:52:31.934

Lap	Lap Tm	Diff	Time of Day
(9) Alar ALLIK			
1	1:20.898	+7.259	12:42:44.239
2	1:14.819	+1.180	12:43:59.058
3	1:14.498	+0.859	12:45:13.556
4	1:13.840	+0.201	12:46:27.396
5	1:14.080	+0.441	12:47:41.476
6	1:13.954	+0.315	12:48:55.430
7	1:13.639		12:50:09.069
8	1:14.758	+1.119	12:51:23.827
9	1:14.892	+1.253	12:52:38.719
10	1:14.191	+0.552	12:53:52.910

Lap	Lap Tm	Diff	Time of Day
(19) Sander JÄRVEKÜLA			
1	1:17.786	+3.159	12:42:41.080
2	1:16.078	+1.451	12:43:57.158
3	1:15.316	+0.689	12:45:12.474
4	1:14.627		12:46:27.101
5	1:15.594	+0.967	12:47:42.695
6	1:14.796	+0.169	12:48:57.491
7	1:14.796	+0.169	12:50:12.287
8	1:15.198	+0.571	12:51:27.485
9	1:15.522	+0.895	12:52:43.007
10	1:14.726	+0.099	12:53:57.733

Lap	Lap Tm	Diff	Time of Day
(21) Martin VATTER			
1	1:19.917	+4.759	12:42:45.361
2	1:16.488	+1.330	12:44:01.849
3	1:15.481	+0.323	12:45:17.330
4	1:15.385	+0.227	12:46:32.715
5	1:15.227	+0.069	12:47:47.942
6	1:15.771	+0.613	12:49:03.713
7	1:15.348	+0.190	12:50:19.061
8	1:15.158		12:51:34.219
9	1:16.751	+1.593	12:52:50.970
10	1:15.811	+0.653	12:54:06.781

Lap	Lap Tm	Diff	Time of Day
(22) Tanel SVILBERG			
1	1:20.470	+3.980	12:42:44.379
2	1:17.239	+0.749	12:44:01.618
3	1:16.490		12:45:18.108
4	1:17.222	+0.732	12:46:35.330
5	1:16.778	+0.288	12:47:52.108
6	1:16.962	+0.472	12:49:09.070
7	1:17.039	+0.549	12:50:26.109
8	1:17.551	+1.061	12:51:43.660

Lap	Lap Tm	Diff	Time of Day
(34) Rainer TIRI			
1	1:21.575	+4.410	12:42:46.050
2	1:17.165		12:44:03.215
3	1:18.237	+1.072	12:45:21.452
4	1:18.326	+1.161	12:46:39.778
5	1:18.448	+1.283	12:47:58.226
6	1:17.859	+0.694	12:49:16.085
7	1:18.228	+1.063	12:50:34.313
8	1:18.338	+1.173	12:51:52.651
9	1:18.124	+0.959	12:53:10.775
10	1:18.945	+1.780	12:54:29.720

Lap	Lap Tm	Diff	Time of Day
(5) Kristjan SOOPER			
1	1:22.574	+2.709	12:42:48.190
2	1:19.865		12:44:08.055
3	1:20.474	+0.609	12:45:28.530
4	1:20.061	+0.196	12:46:48.591
5	1:19.996	+0.131	12:48:08.594
6	1:20.308	+0.443	12:49:28.902
7	1:20.599	+0.734	12:50:49.501
8	1:20.167	+0.302	12:52:09.668
9	1:20.338	+0.473	12:53:30.006
10	1:22.398	+2.533	12:54:52.404

Lap	Lap Tm	Diff	Time of Day
(15) Rainis TIRI			
1	1:27.050	+10.174	12:42:51.250
2	1:19.319	+2.443	12:44:10.569
3	1:16.876		12:45:27.445
4	1:17.315	+0.439	12:46:44.760
5	1:17.078	+0.202	12:48:01.838
6	1:19.534	+2.658	12:49:21.377
7	1:19.005	+2.129	12:50:40.372
8	1:32.651	+15.775	12:52:13.023
9	1:19.225	+2.349	12:53:32.250

Lap	Lap Tm	Diff	Time of Day
(4) Henry MÄGISALU			
1	1:26.543	+4.181	12:42:53.260
2	1:24.853	+2.491	12:44:18.113
3	1:25.370	+3.008	12:45:43.483
4	1:23.975	+1.613	12:47:07.458
5	1:23.226	+0.864	12:48:30.684
6	1:23.445	+1.083	12:49:54.129
7	1:32.704	+10.342	12:51:26.833
8	1:26.032	+3.670	12:52:52.865

Superkrossi karikavõistluste VI etapp

RAHVAKROSS, VOLGA

auto24ring, Estonia 3.170 km

Race 1 - 10 laps

13/09/2020 13:50

Race started at 12:41:21

Lap	Lap Tm	Diff	Time of Day	Lap	Lap Tm	Diff	Time of Day	Lap	Lap Tm	Diff	Time of Day
9	1:22.362		12:54:15.230								
(28) Tanel RAUDSEPP											
1	1:17.595	+5.257	12:42:38.945								
2	1:13.709	+1.371	12:43:52.654								
3	1:12.879	+0.541	12:45:05.533								
4	1:12.338		12:46:17.871								
5	1:12.948	+0.610	12:47:30.819								
6	1:13.564	+1.226	12:48:44.383								
7	1:16.489	+4.151	12:50:00.872								
8	1:14.814	+2.476	12:51:15.686								

Superkrossi karikavõistluste VI etapp

Sorted on Laps


RAHVAKROSS, VOLGA

auto24ring, Estonia 3.170 km

Race 2 - 10 laps

13/09/2020 15:50

Race (10 Laps) started at 14:21:27



Pos	PIC	No.	Name	Class	Nat	Team	Model	Total Tm	Laps	Diff	Gap	Best Tm	Points
1	1	2	Margus SUIGUSAAR	Rahvakross	EST	Saue Autoklubi	Opel Astra	12:01.660	10			1:11.075	1
2	2	97	Dauri DEMANT	Rahvakross	EST	Kõrgepalu Noored	Volkswagen Golf II	12:03.348	10	1.688	1.688	1:11.605	2
3	3	16	Einar HELJAND	Rahvakross	EST	Forss Racing	Opel Astra	12:32.197	10	30.537	28.849	1:14.303	3
4	4	85	Andres RINGO	Rahvakross	EST	A2 Racing	BMW 320	12:32.541	10	30.881	0.344	1:14.080	4
5	5	9	Alar ALLIK	Rahvakross	EST	Tiri&Allik Motors	Mazda MX-3	12:32.839	10	31.179	0.298	1:14.131	5
6	6	19	Sander JÄRVEKÜLA	Rahvakross	EST		Nissan Sunny GTI	12:33.972	10	32.312	1.133	1:14.105	6
7	7	22	Tanel SVILBERG	Rahvakross	EST	Erki Sport	BMW 318	12:55.070	10	53.410	21.098	1:16.275	7
8	8	21	Martin VATTER	Rahvakross	EST	Tikkri Motorsport	Audi Coupe	12:56.202	10	54.542	1.132	1:14.218	8
9	9	34	Rainer TIRI	Rahvakross	EST	Tiri&Allik Motors	Ford Puma	13:06.318	10	1:04.658	10.116	1:17.008	9
10	1	5	Kristjan SOOPER	Volga	EST	Erki Sport	GAZ 24	12:15.097	9	1 Lap	1 Lap	1:20.300	1
11	10	4	Henry MÄGISALU	Rahvakross	EST	Vändra TSK	Volkswagen Golf	12:49.536	9	1 Lap	34.439	1:20.665	10
12	11	15	Rainis TIRI	Rahvakross	EST	Tiri&Allik Motors	Ford Focus ST	11.618		10 Laps	9 Laps		11

Not classified

DNS	DNS	28	Tanel RAUDSEPP	Rahvakross	EST	Tiri&Allik Motors	Volkswagen Golf II			DNS			22
------------	------------	----	-----------------------	-------------------	-----	-------------------	--------------------	--	--	-----	--	--	-----------

Võistluse korraldaja: Erki Sport MTÜ

www.superkross.ee

Orbits

Võistluse direktor: Eiki ERISTE

Võistluse juhid: Erko ERISTE

Võistluse ajamõõtja: Asper LEPIIK Tulemused ja ringiajad: www.mylaps.ee

Printed: 13/09/2020 14:52:04

Superkrossi karikavõistluste VI etapp

RAHVAKROSS, VOLGA

auto24ring, Estonia 3.170 km

Race 2 - 10 laps

13/09/2020 15:50

Race (10 Laps) started at 14:21:27


Lap	Lap Tm	Diff	Time of Day	Lap	Lap Tm	Diff	Time of Day	Lap	Lap Tm	Diff	Time of Day
(2) Margus SUIGUSAAR				(9) Alar ALLIK				(34) Rainer TIRI			
1	1:14.881	+3.806	14:22:41.918	1	1:17.513	+3.382	14:22:46.481	1	1:19.568	+2.560	14:22:50.31
2	1:11.914	+0.839	14:23:53.832	2	1:14.738	+0.607	14:24:01.219	2	1:17.008		14:24:07.32
3	1:11.075		14:25:04.907	3	1:15.330	+1.199	14:25:16.549	3	1:17.541	+0.533	14:25:24.86
4	1:11.626	+0.551	14:26:16.533	4	1:15.278	+1.147	14:26:31.827	4	1:18.188	+1.180	14:26:43.05
5	1:11.927	+0.852	14:27:28.460	5	1:14.131		14:27:45.958	5	1:18.141	+1.133	14:28:01.19
6	1:13.002	+1.927	14:28:41.462	6	1:14.613	+0.482	14:29:00.571	6	1:17.772	+0.764	14:29:18.96
7	1:11.508	+0.433	14:29:52.970	7	1:15.313	+1.182	14:30:15.884	7	1:18.384	+1.376	14:30:37.34
8	1:11.809	+0.734	14:31:04.779	8	1:14.676	+0.545	14:31:30.560	8	1:18.899	+1.891	14:31:56.24
9	1:11.502	+0.427	14:32:16.281	9	1:14.582	+0.451	14:32:45.142	9	1:18.931	+1.923	14:33:15.17
10	1:12.416	+1.341	14:33:28.697	10	1:14.734	+0.603	14:33:59.876	10	1:18.176	+1.168	14:34:33.35
(97) Dauri DEMANT				(19) Sander JÄRVEKÜLA				(5) Kristjan SOOPER			
1	1:15.469	+3.864	14:22:42.522	1	1:18.187	+4.082	14:22:47.301	1	1:22.128	+1.828	14:22:53.63
2	1:11.792	+0.187	14:23:54.314	2	1:15.202	+1.097	14:24:02.503	2	1:20.707	+0.407	14:24:14.34
3	1:11.822	+0.217	14:25:06.136	3	1:14.920	+0.815	14:25:17.423	3	1:20.432	+0.132	14:25:34.77
4	1:11.605		14:26:17.741	4	1:15.628	+1.523	14:26:33.051	4	1:20.520	+0.220	14:26:55.29
5	1:12.099	+0.494	14:27:29.840	5	1:14.418	+0.313	14:27:47.469	5	1:20.996	+0.696	14:28:16.29
6	1:12.343	+0.738	14:28:42.183	6	1:14.105		14:29:01.574	6	1:20.724	+0.424	14:29:37.01
7	1:11.746	+0.141	14:29:53.929	7	1:15.005	+0.900	14:30:16.579	7	1:20.300		14:30:57.31
8	1:11.703	+0.098	14:31:05.632	8	1:14.695	+0.590	14:31:31.274	8	1:23.633	+3.333	14:32:20.95
9	1:12.342	+0.737	14:32:17.974	9	1:14.725	+0.620	14:32:45.999	9	1:21.184	+0.884	14:33:42.13
10	1:12.411	+0.806	14:33:30.385	10	1:15.010	+0.905	14:34:01.009				
(16) Einar HELJAND				(22) Tanel SVILBERG				(4) Henry MÄGISALU			
1	1:17.073	+2.770	14:22:45.385	1	1:18.928	+2.653	14:22:48.858	1	1:28.191	+7.526	14:23:01.15
2	1:14.936	+0.633	14:24:00.321	2	1:16.681	+0.406	14:24:05.539	2	1:26.674	+6.009	14:24:27.82
3	1:15.487	+1.184	14:25:15.808	3	1:16.753	+0.478	14:25:22.292	3	1:25.147	+4.482	14:25:52.97
4	1:14.856	+0.553	14:26:30.664	4	1:16.275		14:26:38.567	4	1:24.017	+3.352	14:27:16.99
5	1:14.388	+0.085	14:27:45.052	5	1:19.016	+2.741	14:27:57.583	5	1:25.921	+5.256	14:28:42.91
6	1:14.848	+0.545	14:28:59.900	6	1:16.675	+0.400	14:29:14.258	6	1:23.838	+3.173	14:30:06.74
7	1:14.414	+0.111	14:30:14.314	7	1:17.046	+0.771	14:30:31.304	7	1:27.775	+7.110	14:31:34.52
8	1:15.140	+0.837	14:31:29.454	8	1:17.359	+1.084	14:31:48.663	8	1:21.384	+0.719	14:32:55.90
9	1:14.303		14:32:43.757	9	1:16.817	+0.542	14:33:05.480	9	1:20.665		14:34:16.57
10	1:15.477	+1.174	14:33:59.234	10	1:16.627	+0.352	14:34:22.107				
(85) Andres RINGO				(21) Martin VATTER							
1	1:17.665	+3.585	14:22:45.812	1	1:18.692	+4.474	14:22:48.344				
2	1:14.888	+0.808	14:24:00.700	2	1:15.115	+0.897	14:24:03.459				
3	1:15.755	+1.675	14:25:16.455	3	1:14.609	+0.391	14:25:18.068				
4	1:14.764	+0.684	14:26:31.219	4	1:15.249	+1.031	14:26:33.317				
5	1:14.499	+0.419	14:27:45.718	5	1:14.913	+0.695	14:27:48.230				
6	1:15.173	+1.093	14:29:00.891	6	1:14.218		14:29:02.448				
7	1:14.080		14:30:14.971	7	1:15.087	+0.869	14:30:17.535				
8	1:15.551	+1.471	14:31:30.522	8	1:15.337	+1.119	14:31:32.872				
9	1:14.083	+0.003	14:32:44.605								

Superkrossi karikavõistluste VI etapp

RAHVAKROSS, VOLGA

auto24ring, Estonia 3.170 km

Rahvakross - Race 1 + Race 2 - Summary




Pos	No.	Name	Team	R1.	R2.	Total points
1	2	Margus SUIGUSAAR	Saue Autoklubi	1	1	2
2	97	Dauri DEMANT	Kõrgepalu Noored	2	2	4
3	16	Einar HELJAND	Forss Racing	4	3	7
4	85	Andres RINGO	A2 Racing	3	4	7
5	9	Alar ALLIK	Tiri&Allik Motors	5	5	10
6	19	Sander JÄRVEKÜLA		6	6	12
7	22	Tanel SVILBERG	Erki Sport	8	7	15
8	21	Martin VATTER	Tikkri Motorsport	7	8	15
9	34	Rainer TIRI	Tiri&Allik Motors	9	9	18
10	4	Henry MÄGISALU	Vändra TSK	11	10	21
11	15	Rainis TIRI	Tiri&Allik Motors	10	11	21
12	28	Tanel RAUDSEPP	Tiri&Allik Motors	12	22	34

Superkrossi karikavõistluste VI etapp

RAHVAKROSS, VOLGA

auto24ring, Estonia 3.170 km

Volga - Race 1 + Race 2 - Summary



Pos	No.	Name	Team	R1.	R2.	Total points
1	5	Kristjan SOOPER	Erki Sport	1	1	2