

FINRace

Sorted on Best Lap time

V1600

Alastaro Circuit 2,721 km

V1600 aika-ajo

12.7.2014 09:50

Qualifying started at 9:51:56

Pos	No.	Name	Class	Best Tm	Diff	In Lap	Make	Club
1	6	Juho Siekkinen	1	1:33.355		4	VW Lupo GTI	KvanUA
2	15	Veera Virtanen	1	1:33.389	0.034	3	Mini One	TUA
3	5	Erkka Lindstedt	1	1:33.427	0.072	2	Mini One	TUA
4	61	Jaakko Syvänen	1	1:33.506	0.151	3	Honda Civic	TamUA
5	7	Emil Westman	1	1:33.536	0.181	5	Alfa Romeo 147	KokUA
6	23	Pekka Seppänen	1	1:33.675	0.320	4	Honda Civic	NokUA
7	77	Emma Mäkinen	1	1:33.684	0.329	3	Honda Civic	KysUA
8	99	Tuomas Haapalainen	1	1:34.018	0.663	3	Honda Civic	RATU
9	8	Karoliina Leppihalme	1	1:34.394	1.039	7	Volkswagen Polo	ParkUA
10	12	Joonas Raatikainen	1	1:34.403	1.048	7	Honda Civic	AL/Kuopio
11	33	Ville Welin	1	1:34.499	1.144	8	Suzuki Swift Sport (RS)	VarkUA
12	19	Akseli Siltala	1	1:34.696	1.341	3	Alfa Romeo 147	KEIMOLA FK-K
13	11	Aarni Salminen	1	1:34.721	1.366	2	Honda Civic	KokeFK-K
14	16	Simo Rauhala	1	1:34.769	1.414	6	VW Lupo GTI	KEIMOLA FK-K
15	69	Alexi Kalsta	1	1:34.891	1.536	4	Honda Civic	SaiKart
16	20	Roope Rinne-Laturi	1	1:35.397	2.042	7	VW Polo 1.4	HFKK
17	30	Mirella Nurminen	1	1:35.407	2.052	6	Honda Civic	UAU
18	14	Antti Eskelinen	1	1:35.978	2.623	4	Honda Civic	OUA
19	47	Markku Suvanto	1	1:36.037	2.682	9	VW	TUA
20	51	Toni Vilen	1	1:37.111	3.756	2	Alfa Romeo 147	KysUA
21	17	Sari Luoto	1	1:37.213	3.858	7	Honda Civic	KysUA

FINRace Sorted on Best Lap time

Porsche GT3 Cup

Alastaro Circuit 2,721 km

Porsche GT3 Cup aika-ajo

12.7.2014 09:15

Qualifying started at 9:15:47

Pos	No.	Name	Class	Best Tm	Diff	In Lap	Make	Club
1	30	Jukka Honkavuori	3	1:15.598		12	Porsche 911 GT3	RoiUA
2	33	Emil Lindholm	3	1:15.747	0.149	11	Porsche 911 GT3	NHD
3	37	Kari-Pekka Laaksonen	3	1:16.692	1.094	11	Porsche 911 GT3	NokUA
4	36	Johan Westergrd	3	1:16.823	1.225	11	Porsche 997 GT3	VUA
5	32	Tommi Haru	3	1:17.652	2.054	13	Porsche GT3 Cup	PRCF
6	25	Simo Muhonen	3	1:18.004	2.406	17	Porsche 911 GT3	JyvUA
7	39	Tom Nylund	3	1:18.024	2.426	11	Porsche 997 GT3	VUA
8	31	Raimo Niemi	3	1:18.069	2.471	13	Porsche 997 GT3	PRCF
9	26	Dennis Nylund	3	1:18.446	2.848	15	Porsche 997 GT3	VUA
10	15	Marko Helistekangas	3	1:18.986	3.388	7	Porsche 996 GT3	KEIMOLA FK-K
11	23	Anssi-Jukka Kasi	3	1:19.437	3.839	9	Porsche 997 GT3	LCF
12	20	Ari Laivola	3	1:19.862	4.264	10	Porsche GT3 Cup	RiiUA
13	28	Jesse Lintumäki	3	1:19.867	4.269	8	Porsche GT3 Cup	KEIMOLA FK-K
14	281	Pekka Lintumäki	3	1:21.235	5.637	10	Porsche GT3 Cup	KEIMOLA FK-K

FINRace

Sorted on Best Lap time

Formula Ford

Alastaro Circuit 2,721 km

Formula Ford aika-ajo

12.7.2014 11:05

Qualifying started at 11:07:08

Pos	No.	Name	Class	Best Tm	Diff	In Lap	Make	Club
1	18	Aleksanteri Huovinen	2	1:16.668		7	van Diemen LA10	OFK-125
2	5	Miikka Mäkelä	2	1:16.729	0.061	4	Ford Mtec FD	OFK-125
3	14	Juha Mäki-Jouppi	2	1:17.328	0.660	3	Mtec Fd09	EPUA
4	10	Taavetti Alatalo	2	1:17.670	1.002	4	Mtec Fd10	OFK-125
5	8	Milla Mäkelä	2	1:18.725	2.057	6	Ford Mtec FD	OFK-125
6	24	Harri Suoninen	2	1:19.113	2.445	9	van Diemen RF97Z	KEIMOLA FK-K
7	12	Sami Fagerström	2	1:19.272	2.604	11	Formula FORD	MK
8	22	Netta Pekkala	2	1:19.475	2.807	7	Ford Zetec	OFK-125
9	9	Erno Granqvist	2	1:19.575	2.907	8	Ford Zetec	KySUA
10	32	Milton Larsson	2	1:19.976	3.308	6	Ford Zetec	MK

FINRace Sorted on Best Lap time

Xtreme Race ja BMW 325i cup

Alastaro Circuit 2,721 km

Xtreme aika-ajo 1

12.7.2014 09:00

Qualifying started at 9:00:22

Pos	No.	Name	Class	Best Tm	Diff	In Lap	Make	Club
6								
1	19	Holappa / Huhtala	6	1:27.076		2	BMW 325i (E36)	KEIMOLA FK-K
2	1	Harri Malviala	6	1:27.239	0.163	4	BMW 325i	NuUA
3	5	Rantanen / Rantanen	6	1:27.384	0.308	4	BMW 325i (E36)	HRF
4	97	Tomi Sundström	6	1:27.516	0.440	2	BMW 325i (E36)	KaUA
5	77	Juha Jokiaho	6	1:27.597	0.521	5	BMW 325i	EPUA
6	10	Jesse Oja	6	1:27.620	0.544	3	BMW 325i	TamUA
7	11	Ville Sillankorva	6	1:27.633	0.557	6	BMW 325i (E36)	AAU
8	18	Vähämäki / Vähämäki	6	1:27.762	0.686	3	BMW 325i	UAU
9	27	Raitanen / Raitanen	6	1:27.925	0.849	4	BMW 325i	NuUA
10	8	Kari Aarnio	6	1:27.936	0.860	4	BMW 325i (E36)	KySUA
11	67	Kari Grönthal	6	1:28.505	1.429	7		
12	83	Jani Valli	6	1:28.528	1.452	5	BMW 325i (E36)	SäkuA
13	96	Työppönen / Grönthal	6	1:28.609	1.533	3	BMW 325i (E36)	KEIMOLA FK-K
14	33	Hannula / St hl	6	1:28.690	1.614	5	BMW 325i	KySUA
15	56	Ville Perätalo	6	1:31.156	4.080	5	BMW 325i (E36)	KangUA
99								
1	72	Mikk MAATEN	99	1:29.218		3	BMW 325i	ProRex Racing
2	95	Allan TIGANE	99	1:29.896	0.678	5	BMW 325i	Vineda Racing
3	99	Kren TUNDER	99	1:29.988	0.770	6	BMW 325i	Erki Sport
4	7	Dominic SERGO	99	1:30.623	1.405	4	BMW 325i	EST 1 Racing
5	69	Enar-Klaus KUNMAN	99	1:30.623	1.405	5	BMW 325i	Ligur Racing
6	977	Kasmar TUNDER	99	1:31.111	1.893	6	BMW 325i	Erki Sport
7	70	Margus PIHLAK	99	1:31.291	2.073	7	BMW 325i	ProRex Racing
8	73	Gert JUGALA	99	1:32.635	3.417	6	BMW 325i	EST 1 Racing

FINRace

Sorted on Best Lap time

Xtreme Race ja BMW 325i cup

Alastaro Circuit 2,721 km

Xtreme aika-ajo 2

12.7.2014 10:10

Qualifying started at 10:10:34

Pos	No.	Name	Class	Best Tm	Diff	In Lap	Make	Club
1	1	Harri Malviala	6	1:27.377		3	BMW 325i	NuUA
2	27	Raitanen / Raitanen	6	1:27.642	0.265	3	BMW 325i	NuUA
3	19	Holappa / Huhtala	6	1:27.785	0.408	2	BMW 325i (E36)	KEIMOLA FK-K
4	11	Ville Sillankorva	6	1:27.792	0.415	3	BMW 325i (E36)	AAU
5	77	Juha Jokiaho	6	1:27.843	0.466	3	BMW 325i	EPUA
6	5	Rantanen / Rantanen	6	1:27.917	0.540	3	BMW 325i (E36)	HRF
7	18	Vähämäki / Vähämäki	6	1:27.929	0.552	2	BMW 325i	UAU
8	8	Kari Aarnio	6	1:28.117	0.740	4	BMW 325i (E36)	KySUA
9	67	Kari Grönthal	6	1:28.137	0.760	3		
10	33	Hannula / St hl	6	1:28.208	0.831	3	BMW 325i	KySUA
11	97	Tomi Sundström	6	1:28.230	0.853	2	BMW 325i (E36)	KaUA
12	83	Jani Valli	6	1:28.428	1.051	2	BMW 325i (E36)	SäkuA
13	10	Jesse Oja	6	1:28.543	1.166	4	BMW 325i	TamUA
14	96	Työppönen / Grönthal	6	1:29.039	1.662	2	BMW 325i (E36)	KEIMOLA FK-K
15	72	Mikk MAATEN	99	1:29.385	2.008	2	BMW 325i	ProRex Racing
16	69	Enar-Klaus KUNMAN	99	1:29.901	2.524	4	BMW 325i	Ligur Racing
17	95	Allan TIGANE	99	1:30.095	2.718	2	BMW 325i	Vineda Racing
18	99	Kren TUNDER	99	1:30.710	3.333	5	BMW 325i	Erki Sport
19	70	Margus PIHLAK	99	1:30.924	3.547	3	BMW 325i	ProRex Racing
20	56	Ville Perätalo	6	1:30.949	3.572	2	BMW 325i (E36)	KangUA
21	7	Dominic SERGO	99	1:31.206	3.829	4	BMW 325i	EST 1 Racing
22	977	Kasmar TUNDER	99	1:31.317	3.940	3	BMW 325i	Erki Sport
23	73	Gert JUGALA	99	1:32.403	5.026	2	BMW 325i	EST 1 Racing

Chief of Timing & Scoring Mari Nieminen

Orbits

Race Director Juho Vuori

www.mylaps.com

Licensed to: Turun Special Cars Oy

FINRace

Sorted on Best Lap time

Legends

Alastaro Circuit 2,721 km

Legends aika-ajo1

12.7.2014 10:25

Qualifying started at 10:26:32

Pos	No.	Name	Class	Best Tm	Diff	In Lap	Make	Club
1	32	Johan Ahokas	4	1:26.207		7	Ford -34 Sedan	A-MOTORSPORT
2	18	Pekka Seppänen	4	1:26.237	0.030	4	Ford -34 Coupe	SaiKart
3	23	Henri Tuomaala	4	1:26.552	0.345	6	Ford -34 Sedan	LahUA
4	52	Marko Kilpiä	4	1:26.741	0.534	5	Chevy -37 Sedan	LprUA
5	65	Nico Cederberg	4	1:26.842	0.635	5	Ford -34 Sedan	EspooUA
6	49	Aleksi Halen	4	1:26.941	0.734	4	Ford -34 Coupe	FinnAK
7	82	Anssi Kumpula	4	1:27.110	0.903	3	Ford -34 Coupe	LCF
8	76	Jukka-Pekka Ollikainen	4	1:27.151	0.944	5	Chevy -34 Coupe	KysUA
9	3	Mikko Kinnunen	4	1:27.407	1.200	6	Ford -34 Sedan	MäntsMK
10	35	Juha Laukkanen	4	1:27.434	1.227	6	Ford -34 Coupe	RiiUA
11	45	Lauri Riekkola	4	1:27.664	1.457	6	Ford -34 Sedan	AAU
12	53	Juha Nisula	4	1:27.718	1.511	3	Ford -34 Coupe	LCF
13	86	Kai Frisk	4	1:27.922	1.715	4	Dodge -37 Coupe	500-K
14	21	Sami Erkkilä	4	1:27.924	1.717	6	Ford -34 Sedan	FinnAK
15	39	Emil Persson	4	1:28.021	1.814	3		
16	79	Joni Nelimarkka	4	1:28.215	2.008	6	Ford -34 Sedan	LCF
17	72	Viktor Vorobyev	4	1:28.254	2.047	4		
18	112	Tony Aho	4	1:28.348	2.141	3	Ford -34 Sedan	A-MOTORSPORT
19	77	Mikko Korpela	4	1:28.512	2.305	7	Dodge -37 Coupe	KankUA
20	83	Matti Marjamäki	4	1:28.666	2.459	3	Ford -34 Coupe	UrMos Ry
21	13	Miikka Riihimaa	6	1:28.693	2.486	9		
22	55	Markku Yliaho	4	1:28.781	2.574	2	Ford -34 Sedan	PEDE MK
23	93	Mika Hurin	4	1:28.799	2.592	4	Ford -37 Sedan	VUA
24	41	Markus Viitamäki	4	1:28.970	2.763	3	Ford -37 Coupe	HRF
25	42	Mika Lipsanen	4	1:29.321	3.114	6	Chevy -37 Sedan	LprUA
26	54	Sami Yli-Venna	4	1:29.388	3.181	2	Chevy -37 Sedan	LCF
27	11	Veijo Tolonen	4	1:29.604	3.397	5	Ford -34 Sedan	KaMK
28	95	Leevi Suonpää	4	1:29.714	3.507	3	Ford -34 Coupe	PFKK
29	73	Jouni Tölli	4	1:29.967	3.760	5	Chevy -37 Coupe	LCF
30	60	Samu-Petteri Koivunen	4	1:30.720	4.513	6	Ford -34 Sedan	HoMK/UA
31	30	Markku Luhtala	4	1:30.939	4.732	8	Ford -37 Sedan	KauhUA
32	44	Esa Rintala	4	1:31.834	5.627	3	Ford -34 Sedan	RTL
33	36	Jukka Nisula	4	1:32.106	5.899	2	Ford -37 Sedan	VetUA
34	66	Jyrki Petäjä	4	1:32.848	6.641	5	Ford -34 Coupe	P-HUA

Chief of Timing & Scoring Mari Nieminen

Orbits

Race Director Juho Vuori

www.mylaps.com

Licensed to: Turun Special Cars Oy

FINRace

Sorted on Best Lap time

V8 Thundercars

Alastaro Circuit 2,721 km

Camaro aika-ajo

12.7.2014 10:45

Qualifying started at 10:47:04

Pos	No.	Name	Class	Best Tm	Diff	In Lap	Make	Club
1	30	Jari Nurminen	5	1:18.400		6	Chevrolet Camaro	
2	99	Toni Lähteenmäki	5	1:18.958	0.558	10	Chevrolet Camaro	VaToSUA
3	50	Janel Nurminen	5	1:19.186	0.786	8	Chevrolet Camaro	
4	22	Raimo Kesseli	5	1:19.608	1.208	9	Chevrolet Camaro	HyUA
5	44	Janne Koikkalainen	5	1:22.486	4.086	7	Chevrolet Camaro	HRF
6	33	Juha Mikkonen	5	1:23.380	4.980	4	Chevrolet Camaro	
7	58	Raivo Hääl	5	1:23.392	4.992	4	Chevrolet Camaro	A2 Racing
8	55	Antti Punkari	5	1:25.556	7.156	5	Chevrolet Camaro	EPUA

Chief of Timing & Scoring Mari Nieminen

Orbits

Race Director Juho Vuori

www.mylaps.com

Licensed to: Turun Special Cars Oy

FINRace

Sorted on Best Lap time

GT ja Touring Car

Alastaro Circuit 2,721 km

Avoin GT ja Touring Car aika-ajo

13.7.2014 11:05

Qualifying started at 11:05:07

Pos	No.	Name	Class	Best Tm	Diff	In Lap	Make	Club
1	67	Ronnie Westman	7	1:43.888		2	Honda Civic	NSB-86
2	40	Juha Siintovaara	7	1:44.880	0.992	7	Lada Samara 1500	LprUA
3	30	Jukka Pietilä	7	1:46.884	2.996	7	Fiat Uno Turbo IE	KySUA
4	138	Kimmo Luoto	7	1:49.168	5.280	4	Honda Civic CRX	KySUA

Chief of Timing & Scoring Mari Nieminen

Orbits

Race Director Juho Vuori

www.mylaps.com

Licensed to: Turun Special Cars Oy

FINRace

Sorted on Best Lap time

Kuorma-autot

Alastaro Circuit 2,721 km

Kuorma-autot aika-ajo

13.7.2014 11:25

Qualifying started at 11:25:15

Pos	No.	Name	Class	Best Tm	Diff	In Lap	Make	Club
1	84	Erik Forsström	9	1:42.968		8	Sisu SR340	KySUA
2	97	Jarkko Jauhiainen	9	1:43.911	0.943	8	Volvo N12	UUA
3	62	Jarmo Kinnunen	9	1:45.569	2.601	8	Sisu SM	LemUA
4	71	Mika Mäkinen	9	1:52.102	9.134	2	Iveco Stralis	KySUA
5	4	Martin Ström	9	1:53.432	10.464	7	Scania 113	
6	61	Sulo Koivuniemi	9	1:58.080	15.112	4	Volvo N10	SAU
7	99	Sami Ojanen	9	2:00.578	17.610	1	Mercedes Benz V10	PunMK/UA

FINRace

V1600

Alastaro Circuit 2,721 km

V1600 aika-ajo

12.7.2014 09:50

Qualifying started at 9:51:56

Lap	Lap Tm	Diff	Time of Day	Lap	Lap Tm	Diff	Time of Day	Lap	Lap Tm	Diff	Time of Day								
(6) Juho Siekkinen																			
1	1:44.065	+10.710	9:54:07.163	5	1:34.243	+0.559	9:59:57.183	2	1:35.498	+0.729	9:55:25.633								
2	1:33.797	+0.442	9:55:40.960	6	2:51.200	+1:17.516	10:02:48.383	3	1:35.195	+0.426	9:57:00.828								
3	1:33.921	+0.566	9:57:14.881	7	1:35.282	+1.598	10:04:23.665	4	1:45.727	+10.958	9:58:46.555								
4	1:33.355		9:58:48.236	8	1:34.423	+0.739	10:05:58.088	5	1:38.269	+3.500	10:00:24.824								
5	1:35.768	+2.413	10:00:24.004	(99) Tuomas Haapalainen															
6	1:33.397	+0.042	10:01:57.401	1	1:37.795	+3.777	9:53:39.483	6	1:34.769		10:01:59.593								
7	1:35.405	+2.050	10:03:32.806	2	1:34.421	+0.403	9:55:13.904	7	1:35.753	+0.984	10:03:35.346								
8	1:34.748	+1.393	10:05:07.554	3	1:34.018		9:56:47.922	8	1:35.852	+1.083	10:05:11.198								
9	1:33.617	+0.262	10:06:41.171	4	1:43.328	+9.310	9:58:31.250	9	1:35.025	+0.256	10:06:46.223								
(15) Veera Virtanen																			
1	2:21.984	+48.595	9:55:23.580	5	1:36.876	+2.858	10:00:08.126	(69) Aleksii Kalsta											
2	1:52.044	+18.655	9:57:15.624	6	1:34.053	+0.035	10:01:42.179	1	1:46.281	+11.390	9:53:50.117								
3	1:33.389		9:58:49.013	7	1:34.267	+0.249	10:03:16.446	2	1:36.979	+2.088	9:55:27.096								
4	1:34.249	+0.860	10:00:23.262	8	1:35.151	+1.133	10:04:51.597	3	1:34.914	+0.023	9:57:02.010								
5	1:33.679	+0.290	10:01:56.941	9	1:34.448	+0.430	10:06:26.045	4	1:34.891		9:58:36.901								
(5) Erkkka Lindstedt																			
1	1:43.810	+10.383	9:54:08.212	10	1:34.161	+0.143	10:08:00.206	5	1:35.723	+0.832	10:00:12.624								
2	1:33.427		9:55:41.639	(8) Karoliina Leppihalme															
3	3:56.217	+2:22.790	9:59:37.856	1	1:38.172	+3.778	9:55:59.298	6	1:35.280	+0.389	10:01:47.904								
4	1:35.635	+2.208	10:01:13.491	2	1:35.459	+1.065	9:57:34.757	7	1:48.406	+13.515	10:03:36.310								
5	1:34.349	+0.922	10:02:47.840	3	1:34.807	+0.413	9:59:09.564	8	1:35.613	+0.722	10:05:11.923								
6	1:34.598	+1.171	10:04:22.438	4	1:35.074	+0.680	10:00:44.638	9	1:34.968	+0.077	10:06:46.891								
7	1:34.388	+0.961	10:05:56.826	5	1:34.738	+0.344	10:02:19.376	(20) Roope Rinne-Laturi											
8	1:34.218	+0.791	10:07:31.044	6	1:34.485	+0.091	10:03:53.861	1	1:38.060	+2.663	9:55:07.420								
(61) Jaakko Syvänen																			
1	1:39.057	+5.551	9:53:36.017	7	1:34.394		10:05:28.255	2	1:35.927	+0.530	9:56:43.347								
2	1:33.988	+0.482	9:55:10.005	8	1:34.573	+0.179	10:07:02.828	3	1:36.047	+0.650	9:58:19.394								
3	1:33.506		9:56:43.511	(12) Joona Raatikainen															
4	1:33.520	+0.014	9:58:17.031	1	1:38.226	+3.823	9:54:05.484	4	1:35.653	+0.256	9:59:55.047								
5	1:33.672	+0.166	9:59:50.703	2	1:34.943	+0.540	9:55:40.427	5	1:35.681	+0.284	10:01:30.728								
6	1:33.925	+0.419	10:01:24.628	3	2:51.642	+1:17.239	9:58:32.069	6	1:36.021	+0.624	10:03:06.749								
7	1:40.251	+6.745	10:03:04.879	4	1:34.937	+0.534	10:00:07.006	7	1:35.397		10:04:42.146								
8	1:33.951	+0.445	10:04:38.830	5	1:34.474	+0.071	10:01:41.480	8	1:35.731	+0.334	10:06:17.877								
9	1:34.323	+0.817	10:06:13.153	6	1:34.504	+0.101	10:03:15.984	(30) Mirella Nurminen											
(7) Emil Westman																			
1	1:39.003	+5.467	9:54:04.899	7	1:34.403		10:04:50.387	1	1:54.290	+18.883	9:54:09.130								
2	1:34.303	+0.767	9:55:39.202	8	1:34.549	+0.146	10:06:24.936	2	1:35.602	+0.195	9:55:44.732								
3	1:34.705	+1.169	9:57:13.907	9	1:34.433	+0.030	10:07:59.369	3	1:35.999	+0.592	9:57:20.731								
4	1:33.625	+0.089	9:58:47.532	(33) Ville Welin															
5	1:33.536		10:00:21.068	1	1:37.816	+3.317	9:54:11.350	4	1:36.104	+0.697	9:58:56.835								
6	1:40.810	+7.274	10:02:01.878	2	1:34.998	+0.499	9:55:46.348	5	1:35.432	+0.025	10:00:32.267								
7	1:36.984	+3.448	10:03:38.862	3	1:34.700	+0.201	9:57:21.048	6	1:35.407		10:02:07.674								
8	1:38.906	+5.370	10:05:17.768	4	1:35.246	+0.747	9:58:56.294	7	1:35.550	+0.143	10:03:43.224								
9	1:33.746	+0.210	10:06:51.514	5	1:34.994	+0.495	10:00:31.288	8	1:35.759	+0.352	10:05:18.983								
(23) Pekka Seppänen																			
1	1:44.344	+10.669	9:53:58.224	6	1:35.042	+0.543	10:02:06.330	9	1:35.762	+0.355	10:06:54.745								
2	1:34.816	+1.141	9:55:33.040	7	1:34.928	+0.429	10:03:41.258	(14) Antti Eskelinen											
3	1:33.951	+0.276	9:57:06.991	8	1:34.499		10:05:15.757	1	1:38.749	+2.771	9:53:45.137								
4	1:33.675		9:58:40.666	9	1:35.258	+0.759	10:06:51.015	2	1:40.314	+4.336	9:55:25.451								
5	3:14.655	+1:40.980	10:01:55.321	(19) Akseli Siltala															
6	2:01.186	+27.511	10:03:56.507	1	1:41.198	+6.502	9:54:16.255	3	1:37.678	+1.700	9:57:03.129								
7	1:34.673	+0.998	10:05:31.180	2	1:34.920	+0.224	9:55:51.175	4	1:35.978		9:58:39.107								
8	1:34.400	+0.725	10:07:05.580	3	1:34.696		9:57:25.871	5	1:36.169	+0.191	10:00:15.276								
(77) Emma Mäkinen																			
1	1:37.783	+4.099	9:53:40.328	4	1:39.169	+4.473	9:59:05.040	6	1:36.115	+0.137	10:01:51.391								
2	1:34.399	+0.715	9:55:14.727	(11) Aarni Salminen															
3	1:33.684		9:56:48.411	1	1:38.165	+3.444	9:54:10.746	7	1:53.885	+17.907	10:03:45.276								
4	1:34.529	+0.845	9:58:22.940	2	1:34.721		9:55:45.467	8	1:36.190	+0.212	10:05:21.466								
(16) Simo Rauhalah																			
1 1:38.342 +3.573 9:53:50.135																			
(47) Markku Suvanto																			
1 1:40.289 +4.252 9:53:51.515																			
(51) Toni Vilen																			
1 1:41.316 +4.205 9:54:26.179																			
2 1:37.111 9:56:03.290																			

Chief of Timing & Scoring Mari Nieminen

Orbits

Race Director Juho Vuori

www.mylaps.com

Licensed to: Turun Special Cars Oy

FINRace


V1600

Alastaro Circuit 2,721 km

V1600 aika-ajo

12.7.2014 09:50

Qualifying started at 9:51:56



Lap	Lap Tm	Diff	Time of Day
3	1:37.405	+0.294	9:57:40.695
4	1:37.241	+0.130	9:59:17.936
5	1:37.917	+0.806	10:00:55.853
6	4:52.281	+3:15.170	10:05:48.134

(17) Sari Luoto

Lap	Lap Tm	Diff	Time of Day
1	1:43.220	+6.007	9:54:34.958
2	1:37.624	+0.411	9:56:12.582
3	1:38.020	+0.807	9:57:50.602
4	1:37.560	+0.347	9:59:28.162
5	3:18.962	+1:41.749	10:02:47.124
6	1:39.337	+2.124	10:04:26.461
7	1:37.213		10:06:03.674

Lap Lap Tm Diff Time of Day

Lap Lap Tm Diff Time of Day

FINRace

Porsche GT3 Cup

Alastaro Circuit 2,721 km

Porsche GT3 Cup aika-ajo

12.7.2014 09:15

Qualifying started at 9:15:47

Lap	Lap Tm	Diff	Time of Day	Lap	Lap Tm	Diff	Time of Day	Lap	Lap Tm	Diff	Time of Day
(281) Pekka Lintumäki											
1	1:50.752	+29.517	9:18:07.521								
2	1:42.653	+21.418	9:19:50.174								
3	1:26.322	+5.087	9:21:16.496								
4	1:23.295	+2.060	9:22:39.791								
5	1:22.830	+1.595	9:24:02.621								
6	1:22.030	+0.795	9:25:24.651								
7	1:21.364	+0.129	9:26:46.015								
8	1:21.501	+0.266	9:28:07.516								
9	1:21.266	+0.031	9:29:28.782								
10	1:21.235		9:30:50.017								

Chief of Timing & Scoring Mari Nieminen

Orbits

Race Director Juho Vuori

www.mylaps.com

Licensed to: Turun Special Cars Oy

FINRace

Formula Ford

Alastaro Circuit 2,721 km

Formula Ford aika-ajo

12.7.2014 11:05

Qualifying started at 11:07:08

Lap	Lap Tm	Diff	Time of Day
(18) Aleksanteri Huovinen			
1	1:25.543	+8.875	11:09:59.676
2	1:18.403	+1.735	11:11:18.079
3	1:16.724	+0.056	11:12:34.803
4	1:16.819	+0.151	11:13:51.622
5	1:16.771	+0.103	11:15:08.393
6	1:16.687	+0.019	11:16:25.080
7	1:16.668		11:17:41.748
8	1:17.873	+1.205	11:18:59.621
9	1:16.957	+0.289	11:20:16.578

Lap	Lap Tm	Diff	Time of Day
(5) Mikka Mäkelä			
1	1:22.667	+5.938	11:08:47.441
2	1:19.584	+2.855	11:10:07.025
3	1:17.318	+0.589	11:11:24.343
4	1:16.729		11:12:41.072
5	1:16.851	+0.122	11:13:57.923
6	1:17.063	+0.334	11:15:14.986
7	1:16.759	+0.030	11:16:31.745
8	1:16.772	+0.043	11:17:48.517
9	1:16.880	+0.151	11:19:05.397
10	1:16.994	+0.265	11:20:22.391
11	1:30.614	+13.885	11:21:53.005
12	1:27.690	+10.961	11:23:20.695

Lap	Lap Tm	Diff	Time of Day
(14) Juha Mäki-Jouppi			
1	1:38.257	+20.929	11:09:22.758
2	1:18.203	+0.875	11:10:40.961
3	1:17.328		11:11:58.289
4	1:17.427	+0.099	11:13:15.716
5	2:22.516	+1:05.188	11:15:38.232
6	1:18.139	+0.811	11:16:56.371
7	1:17.581	+0.253	11:18:13.952
8	1:18.461	+1.133	11:19:32.413
9	1:17.683	+0.355	11:20:50.096
10	1:17.544	+0.216	11:22:07.640
11	1:17.493	+0.165	11:23:25.133

Lap	Lap Tm	Diff	Time of Day
(10) Taavetti Alatalo			
1	1:21.528	+3.858	11:08:53.941
2	1:18.369	+0.699	11:10:12.310
3	1:18.084	+0.414	11:11:30.394
4	1:17.670		11:12:48.064
5	1:17.981	+0.311	11:14:06.045
6	1:18.295	+0.625	11:15:24.340
7	1:18.081	+0.411	11:16:42.421
8	1:17.857	+0.187	11:18:00.278
9	1:18.152	+0.482	11:19:18.430

Lap	Lap Tm	Diff	Time of Day
(8) Mila Mäkelä			
1	1:26.539	+7.814	11:08:58.948
2	1:20.308	+1.583	11:10:19.256
3	1:19.314	+0.589	11:11:38.570
4	1:19.066	+0.341	11:12:57.636
5	1:19.294	+0.569	11:14:16.930
6	1:18.725		11:15:35.655
7	1:18.885	+0.160	11:16:54.540
8	1:18.895	+0.170	11:18:13.435
9	1:19.921	+1.196	11:19:33.356
10	1:19.089	+0.364	11:20:52.445
11	1:19.234	+0.509	11:22:11.679

Lap	Lap Tm	Diff	Time of Day
(24) Harri Suoninen			
1	1:25.452	+6.339	11:08:59.685
2	1:20.561	+1.448	11:10:20.246

Lap	Lap Tm	Diff	Time of Day
3	1:19.909	+0.796	11:11:40.155
4	1:19.629	+0.516	11:12:59.784
5	1:19.685	+0.572	11:14:19.469
6	1:19.624	+0.511	11:15:39.093
7	1:19.537	+0.424	11:16:58.630
8	1:19.491	+0.378	11:18:18.121
9	1:19.113		11:19:37.234
10	1:19.324	+0.211	11:20:56.558
11	1:19.686	+0.573	11:22:16.244

Lap	Lap Tm	Diff	Time of Day
(12) Sami Fagerström			
1	1:28.656	+9.384	11:09:05.492
2	1:21.353	+2.081	11:10:26.845
3	1:22.415	+3.143	11:11:49.260
4	1:21.398	+2.126	11:13:10.658
5	1:20.829	+1.557	11:14:31.487
6	1:19.907	+0.635	11:15:51.394
7	1:19.806	+0.534	11:17:11.200
8	1:19.976	+0.704	11:18:31.176
9	1:19.875	+0.603	11:19:51.051
10	1:19.580	+0.308	11:21:10.631
11	1:19.272		11:22:29.903

Lap	Lap Tm	Diff	Time of Day
(22) Netta Pekkala			
1	1:23.791	+4.316	11:09:07.444
2	1:20.967	+1.492	11:10:28.411
3	1:25.493	+6.018	11:11:53.904
4	1:20.060	+0.585	11:13:13.964
5	1:20.480	+1.005	11:14:34.444
6	1:19.481	+0.006	11:15:53.925
7	1:19.475		11:17:13.400
8	2:25.664	+1:06.189	11:19:39.064
9	1:21.614	+2.139	11:21:00.678
10	1:19.859	+0.384	11:22:20.537

Lap	Lap Tm	Diff	Time of Day
(9) Erno Granqvist			
1	1:24.990	+5.415	11:09:03.956
2	1:22.527	+2.952	11:10:26.483
3	1:22.338	+2.763	11:11:48.821
4	1:21.096	+1.521	11:13:09.917
5	1:20.952	+1.377	11:14:30.869
6	1:20.465	+0.890	11:15:51.334
7	1:20.692	+1.117	11:17:12.026
8	1:19.575		11:18:31.601
9	1:22.033	+2.458	11:19:53.634
10	1:19.932	+0.357	11:21:13.566
11	1:20.214	+0.639	11:22:33.780

Lap	Lap Tm	Diff	Time of Day
(32) Milton Larsson			
1	1:28.276	+8.300	11:09:03.669
2	1:24.868	+4.892	11:10:28.537
3	1:22.626	+2.650	11:11:51.163
4	1:21.414	+1.438	11:13:12.577
5	1:20.572	+0.596	11:14:33.149
6	1:19.976		11:15:53.125
7	1:21.476	+1.500	11:17:14.601
8	1:20.891	+0.915	11:18:35.492
9	1:20.312	+0.336	11:19:55.804
10	1:21.284	+1.308	11:21:17.088
11	1:21.616	+1.640	11:22:38.704

Chief of Timing & Scoring Mari Nieminen

Orbits

Race Director Juho Vuori

www.mylaps.com

Licensed to: Turun Special Cars Oy

FINRace

Legends

Alastaro Circuit 2,721 km

Legends aika-ajo1

12.7.2014 10:25

Qualifying started at 10:26:32

Lap	Lap Tm	Diff	Time of Day
(83) Matti Marjamäki			
1	1:49.479	+20.813	10:29:31.393
2	1:28.904	+0.238	10:31:00.297
3	1:28.666		10:32:28.963
4	1:28.699	+0.033	10:33:57.662
5	3:57.045	+2:28.379	10:37:54.707
6	1:32.859	+4.193	10:39:27.566
7	1:29.657	+0.991	10:40:57.223

Lap	Lap Tm	Diff	Time of Day
(13) Miikka Riihimaa			
1	1:32.088	+3.395	10:28:11.175
2	1:30.176	+1.483	10:29:41.351
3	1:28.793	+0.100	10:31:10.144
4	1:30.724	+2.031	10:32:40.868
5	1:28.892	+0.199	10:34:09.760
6	1:29.055	+0.362	10:35:38.815
7	1:30.523	+1.830	10:37:09.338
8	1:29.461	+0.768	10:38:38.799
9	1:28.693		10:40:07.492
10	1:30.019	+1.326	10:41:37.511

Lap	Lap Tm	Diff	Time of Day
(55) Markku Yliaho			
1	1:35.491	+6.710	10:28:44.650
2	1:28.781		10:30:13.431
3	1:29.532	+0.751	10:31:42.963
4	1:29.500	+0.719	10:33:12.463
5	1:29.072	+0.291	10:34:41.535
6	1:29.773	+0.992	10:36:11.308
7	1:32.178	+3.397	10:37:43.486
8	1:29.909	+1.128	10:39:13.395
9	1:32.467	+3.686	10:40:45.862
10	1:33.611	+4.830	10:42:19.473

Lap	Lap Tm	Diff	Time of Day
(93) Mika Hurin			
1	1:35.541	+6.742	10:29:00.339
2	1:28.812	+0.013	10:30:29.151
3	1:28.899	+0.100	10:31:58.050
4	1:28.799		10:33:26.849
5	1:28.817	+0.018	10:34:55.666
6	1:28.970	+0.171	10:36:24.636
7	1:28.829	+0.030	10:37:53.465
8	1:39.560	+10.761	10:39:33.025

Lap	Lap Tm	Diff	Time of Day
(41) Markus Viitamäki			
1	1:32.142	+3.172	10:28:24.140
2	1:31.566	+2.596	10:29:55.706
3	1:28.970		10:31:24.676
4	1:29.441	+0.471	10:32:54.117
5	1:30.746	+1.776	10:34:24.863
6	1:29.790	+0.820	10:35:54.653
7	1:30.329	+1.359	10:37:24.982
8	1:31.036	+2.066	10:38:56.018
9	1:48.112	+19.142	10:40:44.130
10	1:32.138	+3.168	10:42:16.268

Lap	Lap Tm	Diff	Time of Day
(42) Mika Lipsanen			
1	1:31.825	+2.504	10:28:14.078
2	1:29.531	+0.210	10:29:43.609
3	1:29.540	+0.219	10:31:13.149
4	1:30.387	+1.066	10:32:43.536
5	1:30.425	+1.104	10:34:13.961
6	1:29.321		10:35:43.282
7	1:33.457	+4.136	10:37:16.739
8	1:29.503	+0.182	10:38:46.242
9	1:29.677	+0.356	10:40:15.919

Lap	Lap Tm	Diff	Time of Day
10	1:29.386	+0.065	10:41:45.305

Lap	Lap Tm	Diff	Time of Day
(54) Sami Yli-Venna			
1	1:56.488	+27.100	10:29:28.537
2	1:29.388		10:30:57.925
3	1:29.431	+0.043	10:32:27.356
4	1:29.536	+0.148	10:33:56.892
5	1:29.955	+0.567	10:35:26.847
6	1:29.831	+0.443	10:36:56.678
7	3:50.956	+2:21.568	10:40:47.634
8	1:36.464	+7.076	10:42:24.098

Lap	Lap Tm	Diff	Time of Day
(11) Veijo Tolonen			
1	2:00.438	+30.834	10:29:33.082
2	1:30.366	+0.762	10:31:03.448
3	1:36.018	+6.414	10:32:39.466
4	1:50.798	+21.194	10:34:30.264
5	1:29.604		10:35:59.868
6	1:30.585	+0.981	10:37:30.453
7	1:31.420	+1.816	10:39:01.873

Lap	Lap Tm	Diff	Time of Day
(95) Leevi Suonpää			
1	1:35.026	+5.312	10:28:19.424
2	1:31.046	+1.332	10:29:50.470
3	1:29.714		10:31:20.184
4	1:30.101	+0.387	10:32:50.285
5	1:31.239	+1.525	10:34:21.524
6	1:29.975	+0.261	10:35:51.499
7	1:31.853	+2.139	10:37:23.352
8	1:32.321	+2.607	10:38:55.673
9	1:30.741	+1.027	10:40:26.414
10	1:30.521	+0.807	10:41:56.935

Lap	Lap Tm	Diff	Time of Day
(73) Jouni Tölli			
1	1:31.971	+2.004	10:28:29.899
2	1:30.307	+0.340	10:30:00.206
3	1:30.575	+0.608	10:31:30.781
4	1:31.365	+1.398	10:33:02.146
5	1:29.967		10:34:32.113
6	1:30.402	+0.435	10:36:02.515

Lap	Lap Tm	Diff	Time of Day
(60) Samu-Petteri Koivunen			
1	1:45.774	+15.054	10:29:09.997
2	1:31.776	+1.056	10:30:41.773
3	1:31.192	+0.472	10:32:12.965
4	1:31.830	+1.110	10:33:44.795
5	1:31.549	+0.829	10:35:16.344
6	1:30.720		10:36:47.064
7	1:31.168	+0.448	10:38:18.232

Lap	Lap Tm	Diff	Time of Day
(30) Markku Luhtala			
1	1:40.421	+9.482	10:29:43.265
2	1:32.213	+1.274	10:31:15.478
3	1:31.570	+0.631	10:32:47.048
4	3:00.005	+1:29.066	10:35:47.053
5	1:33.104	+2.165	10:37:20.157
6	1:34.905	+3.966	10:38:55.062
7	1:32.566	+1.627	10:40:27.628
8	1:30.939		10:41:58.567

Lap	Lap Tm	Diff	Time of Day
(44) Esa Rintala			
1	1:35.216	+3.382	10:28:23.893
2	1:33.421	+1.587	10:29:57.314
3	1:31.834		10:31:29.148
4	1:33.551	+1.717	10:33:02.699
5	1:33.121	+1.287	10:34:35.820

Chief of Timing & Scoring Mari Nieminen

Orbits

Race Director Juho Vuori

www.mylaps.com

Licensed to: Turun Special Cars Oy

FINRace


Xtreme Race ja BMW 325i cup

Alastaro Circuit 2,721 km

Xtreme aika-ajo 1

12.7.2014 09:00

Qualifying started at 9:00:22



Lap	Lap Tm	Diff	Time of Day
(19) Holappa / Huhtala			
1	1:41.961	+14.885	9:02:15.634
2	1:27.076		9:03:42.710
3	1:28.095	+1.019	9:05:10.805
4	1:27.797	+0.721	9:06:38.602

Lap	Lap Tm	Diff	Time of Day
(1) Harri Malviala			
1	1:33.738	+6.499	9:01:58.565
2	1:28.316	+1.077	9:03:26.881
3	1:55.324	+28.085	9:05:22.205
4	1:27.239		9:06:49.444

Lap	Lap Tm	Diff	Time of Day
(5) Rantanen / Rantanen			
1	1:32.536	+5.152	9:01:56.072
2	1:29.482	+2.098	9:03:25.554
3	1:55.205	+27.821	9:05:20.759
4	1:27.384		9:06:48.143
5	1:27.472	+0.088	9:08:15.615
6	1:27.725	+0.341	9:09:43.340
7	1:55.025	+27.641	9:11:38.365

Lap	Lap Tm	Diff	Time of Day
(97) Tomi Sundström			
1	1:50.894	+23.378	9:02:29.231
2	1:27.516		9:03:56.747
3	1:36.039	+8.523	9:05:32.786
4	1:29.530	+2.014	9:07:02.316

Lap	Lap Tm	Diff	Time of Day
(77) Juha Jokiahio			
1	1:36.174	+8.577	9:02:04.030
2	1:28.614	+1.017	9:03:32.644
3	1:33.147	+5.550	9:05:05.791
4	1:28.117	+0.520	9:06:33.908
5	1:27.597		9:08:01.505
6	1:28.102	+0.505	9:09:29.607

Lap	Lap Tm	Diff	Time of Day
(10) Jesse Oja			
1	1:56.545	+28.925	9:02:53.084
2	1:28.215	+0.595	9:04:21.299
3	1:27.620		9:05:48.919
4	1:28.116	+0.496	9:07:17.035
5	1:28.004	+0.384	9:08:45.039

Lap	Lap Tm	Diff	Time of Day
(11) Ville Sillankorva			
1	1:49.071	+21.438	9:02:25.680
2	1:28.243	+0.610	9:03:53.923
3	1:29.219	+1.586	9:05:23.142
4	1:32.258	+4.625	9:06:55.400
5	1:27.912	+0.279	9:08:23.312
6	1:27.633		9:09:50.945

Lap	Lap Tm	Diff	Time of Day
(18) Vähämäki / Vähämäki			
1	2:03.341	+35.579	9:03:01.030
2	1:28.126	+0.364	9:04:29.156
3	1:27.762		9:05:56.918
4	1:28.066	+0.304	9:07:24.984
5	1:27.775	+0.013	9:08:52.759

Lap	Lap Tm	Diff	Time of Day
(27) Raitanen / Raitanen			
1	1:43.843	+15.918	9:02:18.576
2	1:29.416	+1.491	9:03:47.992
3	1:28.075	+0.150	9:05:16.067
4	1:27.925		9:06:43.992

Lap	Lap Tm	Diff	Time of Day
(8) Kari Aarnio			
1	1:42.185	+14.249	9:02:13.197

Lap	Lap Tm	Diff	Time of Day
2	1:28.311	+0.375	9:03:41.508
3	1:30.049	+2.113	9:05:11.557
4	1:27.936		9:06:39.493

Lap	Lap Tm	Diff	Time of Day
(67) Kari Grönthal			
1	1:50.007	+21.502	9:02:27.531
2	1:28.538	+0.033	9:03:56.069
3	1:32.594	+4.089	9:05:28.663
4	1:28.704	+0.199	9:06:57.367
5	1:30.083	+1.578	9:08:27.450
6	1:32.894	+4.389	9:10:00.344
7	1:28.505		9:11:28.849

Lap	Lap Tm	Diff	Time of Day
(83) Jani Valli			
1	1:52.018	+23.490	9:02:44.112
2	1:29.623	+1.095	9:04:13.735
3	1:28.573	+0.045	9:05:42.308
4	1:28.594	+0.066	9:07:10.902
5	1:28.528		9:08:39.430

Lap	Lap Tm	Diff	Time of Day
(96) Työppönen / Grönthal			
1	1:51.375	+22.766	9:02:41.132
2	1:28.804	+0.195	9:04:09.936
3	1:28.609		9:05:38.545
4	1:41.673	+13.064	9:07:20.218

Lap	Lap Tm	Diff	Time of Day
(33) Hannula / St. hl			
1	1:47.800	+19.110	9:02:38.961
2	1:28.931	+0.241	9:04:07.892
3	1:28.997	+0.307	9:05:36.889
4	1:29.060	+0.370	9:07:05.949
5	1:28.690		9:08:34.639

Lap	Lap Tm	Diff	Time of Day
(72) Mikko MAATEN			
1	2:07.211	+37.993	9:03:05.563
2	1:30.522	+1.304	9:04:36.085
3	1:29.218		9:06:05.303
4	1:29.373	+0.155	9:07:34.676
5	1:30.218	+1.000	9:09:04.894
6	1:30.673	+1.455	9:10:35.567

Lap	Lap Tm	Diff	Time of Day
(95) Allan TIGANE			
1	1:59.232	+29.336	9:03:18.861
2	1:30.963	+1.067	9:04:49.824
3	1:31.986	+2.090	9:06:21.810
4	1:30.509	+0.613	9:07:52.319
5	1:29.896		9:09:22.215

Lap	Lap Tm	Diff	Time of Day
(99) Kren TUNDER			
1	1:48.781	+18.793	9:03:06.274
2	1:31.438	+1.450	9:04:37.712
3	1:31.068	+1.080	9:06:08.780
4	1:31.155	+1.167	9:07:39.935
5	1:31.084	+1.096	9:09:11.019
6	1:29.988		9:10:41.007
7	1:30.749	+0.761	9:12:11.756

Lap	Lap Tm	Diff	Time of Day
(7) Dominic SERGO			
1	1:36.264	+5.641	9:02:04.760
2	1:31.234	+0.611	9:03:35.994
3	1:31.428	+0.805	9:05:07.422
4	1:30.623		9:06:38.045
5	1:31.126	+0.503	9:08:09.171
6	1:37.007	+6.384	9:09:46.178
7	1:30.831	+0.208	9:11:17.009

Lap	Lap Tm	Diff	Time of Day
(69) Enar-Klaus KUNMAN			
1	1:55.876	+25.253	9:03:10.847
2	1:34.475	+3.852	9:04:45.322
3	1:31.115	+0.492	9:06:16.437
4	1:30.989	+0.366	9:07:47.426
5	1:30.623		9:09:18.049
6	1:30.812	+0.189	9:10:48.861
7	1:31.154	+0.531	9:12:20.015

Lap	Lap Tm	Diff	Time of Day
(97E) Kasmar TUNDER			
1	1:56.437	+25.326	9:03:12.757
2	1:33.651	+2.540	9:04:46.408
3	1:38.666	+7.555	9:06:25.074
4	1:32.190	+1.079	9:07:57.264
5	1:31.144	+0.033	9:09:28.408
6	1:31.111		9:10:59.519
7	1:31.803	+0.692	9:12:31.322

Lap	Lap Tm	Diff	Time of Day
(56) Ville Perätalo			
1	1:51.168	+20.012	9:02:30.934
2	1:31.962	+0.806	9:04:02.896
3	1:31.911	+0.755	9:05:34.807
4	1:32.190	+1.034	9:07:06.997
5	1:31.156		9:08:38.153

Lap	Lap Tm	Diff	Time of Day
(70) Margus PIHLAK			
1	1:58.500	+27.209	9:03:22.429
2	1:31.747	+0.456	9:04:54.176
3	1:31.979	+0.688	9:06:26.155
4	1:31.547	+0.256	9:07:57.702
5	1:32.818	+1.527	9:09:30.520
6	1:31.377	+0.086	9:11:01.897
7	1:31.291		9:12:33.188

Lap	Lap Tm	Diff	Time of Day
(73) Gert JUGALA			
1	2:00.474	+27.839	9:03:25.669
2	1:36.963	+4.328	9:05:02.632
3	1:33.197	+0.562	9:06:35.829
4	1:32.808	+0.173	9:08:08.637
5	1:32.717	+0.082	9:09:41.354
6	1:32.635		9:11:13.989

FINRace

Xtreme Race ja BMW 325i cup

Alastaro Circuit 2,721 km

Xtreme aika-ajo 2

12.7.2014 10:10

Qualifying started at 10:10:34

Lap	Lap Tm	Diff	Time of Day
(1) Harri Malvia			
1	2:22.069	+54.692	10:13:03.738
2	1:28.008	+0.631	10:14:31.746
3	1:27.377		10:15:59.123
(27) Raitanen / Raitanen			
1	2:22.235	+54.593	10:13:05.107
2	1:28.402	+0.760	10:14:33.509
3	1:27.642		10:16:01.151
4	1:28.684	+1.042	10:17:29.835
5	1:28.233	+0.591	10:18:58.068
6	1:29.224	+1.582	10:20:27.292
(19) Holappa / Huhtala			
1	2:15.770	+47.985	10:12:52.529
2	1:27.785		10:14:20.314
3	1:28.246	+0.461	10:15:48.560
4	1:37.020	+9.235	10:17:25.580
5	1:28.190	+0.405	10:18:53.770
(11) Ville Sillankorva			
1	2:25.033	+57.241	10:13:10.879
2	1:28.005	+0.213	10:14:38.884
3	1:27.792		10:16:06.676
4	1:27.958	+0.166	10:17:34.634
5	1:28.076	+0.284	10:19:02.710
(77) Juha Jokiaho			
1	2:25.465	+57.622	10:13:15.114
2	1:28.075	+0.232	10:14:43.189
3	1:27.843		10:16:11.032
4	1:28.146	+0.303	10:17:39.178
(5) Rantanen / Rantanen			
1	2:16.113	+48.196	10:13:26.410
2	1:28.291	+0.374	10:14:54.701
3	1:27.917		10:16:22.618
4	1:31.646	+3.729	10:17:54.264
5	1:28.012	+0.095	10:19:22.276
6	1:35.878	+7.961	10:20:58.154
(18) Vähämäki / Vähämäki			
1	2:25.703	+57.774	10:13:15.917
2	1:27.929		10:14:43.846
3	1:28.053	+0.124	10:16:11.899
4	1:28.400	+0.471	10:17:40.299
5	1:28.604	+0.675	10:19:08.903
(8) Kari Aarnio			
1	2:25.420	+57.303	10:13:18.694
2	1:28.183	+0.066	10:14:46.877
3	1:28.230	+0.113	10:16:15.107
4	1:28.117		10:17:43.224
5	1:28.136	+0.019	10:19:11.360
(67) Kari Grönthal			
1	2:22.730	+54.593	10:13:01.228
2	1:28.597	+0.460	10:14:29.825
3	1:28.137		10:15:57.962
4	1:28.490	+0.353	10:17:26.452
5	1:46.871	+18.734	10:19:13.323
6	1:28.866	+0.729	10:20:42.189
(33) Hannula / St hl			
1	2:19.566	+51.358	10:13:49.000

Lap	Lap Tm	Diff	Time of Day
2	1:28.636	+0.428	10:15:17.636
3	1:28.208		10:16:45.844
4	1:28.430	+0.222	10:18:14.274
5	1:28.927	+0.719	10:19:43.201
(97) Tomi Sundström			
1	2:25.789	+57.559	10:13:13.073
2	1:28.230		10:14:41.303
3	1:28.274	+0.044	10:16:09.577
4	2:55.010	+1:26.780	10:19:04.587
5	1:32.026	+3.796	10:20:36.613
(83) Jani Valli			
1	2:09.381	+40.953	10:13:28.931
2	1:28.428		10:14:57.359
3	1:28.562	+0.134	10:16:25.921
4	1:29.839	+1.411	10:17:55.760
5	1:28.986	+0.558	10:19:24.746
6	1:29.368	+0.940	10:20:54.114
(10) Jesse Oja			
1	2:19.367	+50.824	10:13:47.792
2	1:28.883	+0.340	10:15:16.675
3	1:28.562	+0.019	10:16:45.237
4	1:28.543		10:18:13.780
5	1:28.969	+0.426	10:19:42.749
(96) Työppönen / Grönthal			
1	2:24.107	+55.068	10:13:19.641
2	1:29.039		10:14:48.680
3	1:29.362	+0.323	10:16:18.042
4	1:29.552	+0.513	10:17:47.594
5	1:29.545	+0.506	10:19:17.139
6	1:29.528	+0.489	10:20:46.667
(72) Mikko MAATEN			
1	2:22.580	+53.195	10:13:53.134
2	1:29.385		10:15:22.519
3	1:29.556	+0.171	10:16:52.075
4	1:30.254	+0.869	10:18:22.329
5	1:30.188	+0.803	10:19:52.517
6	1:30.195	+0.810	10:21:22.712
(69) Enar-Klaus KUNMAN			
1	2:24.905	+55.004	10:14:02.305
2	1:30.507	+0.606	10:15:32.812
3	1:30.404	+0.503	10:17:03.216
4	1:29.901		10:18:33.117
5	1:30.410	+0.509	10:20:03.527
6	1:30.977	+1.076	10:21:34.504
(95) Allan TIGANE			
1	2:16.105	+46.010	10:14:06.351
2	1:30.095		10:15:36.446
3	1:30.179	+0.084	10:17:06.625
4	1:30.735	+0.640	10:18:37.360
(99) Kren TUNDER			
1	2:21.679	+50.969	10:14:00.098
2	1:31.804	+1.094	10:15:31.902
3	1:32.422	+1.712	10:17:04.324
4	1:31.179	+0.469	10:18:35.503
5	1:30.710		10:20:06.213
(70) Margus PIHLAK			
1	2:20.181	+49.257	10:14:09.183

Lap	Lap Tm	Diff	Time of Day
2	1:30.965	+0.041	10:15:40.148
3	1:30.924		10:17:11.072
4	1:31.434	+0.510	10:18:42.506
(56) Ville Perätalo			
1	2:09.271	+38.322	10:13:29.975
2	1:30.949		10:15:00.924
3	1:31.037	+0.088	10:16:31.961
4	1:31.375	+0.426	10:18:03.336
(7) Dominic SERGO			
1	2:22.567	+51.361	10:13:33.425
2	1:32.066	+0.860	10:15:05.491
3	1:31.453	+0.247	10:16:36.944
4	1:31.206		10:18:08.150
5	1:31.316	+0.110	10:19:39.466
6	1:31.654	+0.448	10:21:11.120
(977) Kaspar TUNDER			
1	2:23.430	+52.113	10:13:55.407
2	1:32.037	+0.720	10:15:27.444
3	1:31.317		10:16:58.761
4	1:31.985	+0.668	10:18:30.746
(73) Gert JUGALA			
1	2:18.289	+45.886	10:14:10.541
2	1:32.403		10:15:42.944
3	1:32.534	+0.131	10:17:15.478
4	1:33.059	+0.656	10:18:48.537
5	1:34.004	+1.601	10:20:22.541

FINRace

V8 Thundercars

Alastaro Circuit 2,721 km

Camaro aika-ajo

12.7.2014 10:45

Qualifying started at 10:47:04

Lap	Lap Tm	Diff	Time of Day
(30) Jari Nurminen			
1	1:46.979	+28.579	10:49:19.144
2	1:21.118	+2.718	10:50:40.262
3	1:19.625	+1.225	10:51:59.887
4	1:19.213	+0.813	10:53:19.100
5	1:18.688	+0.288	10:54:37.788
6	1:18.400		10:55:56.188
7	3:15.964	+1:57.564	10:59:12.152
8	1:19.968	+1.568	11:00:32.120
9	1:19.309	+0.909	11:01:51.429
10	1:18.531	+0.131	11:03:09.960

(99) Toni Lähteenmäki			
1	1:41.184	+22.226	10:49:05.858
2	1:24.159	+5.201	10:50:30.017
3	1:20.985	+2.027	10:51:51.002
4	1:19.944	+0.986	10:53:10.946
5	1:19.308	+0.350	10:54:30.254
6	2:49.867	+1:30.909	10:57:20.121
7	1:23.268	+4.310	10:58:43.389
8	1:19.564	+0.606	11:00:02.953
9	1:19.078	+0.120	11:01:22.031
10	1:18.958		11:02:40.989

(50) Janel Numinen			
1	1:36.923	+17.737	10:50:01.467
2	1:22.703	+3.517	10:51:24.170
3	1:21.246	+2.060	10:52:45.416
4	1:20.714	+1.528	10:54:06.130
5	1:19.832	+0.646	10:55:25.962
6	3:48.857	+2:29.671	10:59:14.819
7	1:20.991	+1.805	11:00:35.810
8	1:19.186		11:01:54.996
9	1:19.679	+0.493	11:03:14.675

(22) Raimo Kesseli			
1	1:42.294	+22.686	10:49:09.308
2	1:23.936	+4.328	10:50:33.244
3	1:21.160	+1.552	10:51:54.404
4	1:20.936	+1.328	10:53:15.340
5	1:20.609	+1.001	10:54:35.949
6	2:45.040	+1:25.432	10:57:20.989
7	1:23.379	+3.771	10:58:44.368
8	1:20.297	+0.689	11:00:04.665
9	1:19.608		11:01:24.273
10	1:19.813	+0.205	11:02:44.086

(44) Janne Koikkalainen			
1	1:54.982	+32.496	10:49:32.315
2	1:28.961	+6.475	10:51:01.276
3	1:29.487	+7.001	10:52:30.763
4	1:24.154	+1.668	10:53:54.917
5	1:28.698	+6.212	10:55:23.615
6	1:26.720	+4.234	10:56:50.335
7	1:22.486		10:58:12.821
8	1:29.948	+7.462	10:59:42.769
9	1:22.821	+0.335	11:01:05.590

(33) Juha Mikkonen			
1	1:53.444	+30.064	10:49:27.912
2	1:26.405	+3.025	10:50:54.317
3	1:24.201	+0.821	10:52:18.518
4	1:23.380		10:53:41.898
5	1:24.104	+0.724	10:55:06.002
6	4:14.196	+2:50.816	10:59:20.198

Lap	Lap Tm	Diff	Time of Day
7	1:41.649	+18.269	11:01:01.847
8	1:23.846	+0.466	11:02:25.693

(58) Raivo Haal			
1	1:42.459	+19.067	10:50:09.515
2	1:28.278	+4.886	10:51:37.793
3	1:23.985	+0.593	10:53:01.778
4	1:23.392		10:54:25.170

(55) Antti Punkari			
1	1:54.721	+29.165	10:49:33.408
2	1:28.348	+2.792	10:51:01.756
3	1:25.563	+0.007	10:52:27.319
4	1:25.768	+0.212	10:53:53.087
5	1:25.556		10:55:18.643
6	2:40.057	+1:14.501	10:57:58.700
7	1:25.864	+0.308	10:59:24.564
8	1:28.796	+3.240	11:00:53.360

Chief of Timing & Scoring Mari Nieminen

Orbits

Race Director Juho Vuori

www.mylaps.com

Licensed to: Turun Special Cars Oy

FINRace


GT ja Touring Car

Alastaro Circuit 2,721 km

Avoim GT ja Touring Car aika-ajo

13.7.2014 11:05

Qualifying started at 11:05:07



Lap	Lap Tm	Diff	Time of Day	Lap	Lap Tm	Diff	Time of Day	Lap	Lap Tm	Diff	Time of Day
(67) Ronnie Westman											
1	1:46.041	+2.153	11:07:25.544								
2	1:43.888		11:09:09.432								
3	1:46.034	+2.146	11:10:55.466								
(40) Juha Sintovaara											
1	2:10.793	+25.913	11:07:44.687								
2	1:52.626	+7.746	11:09:37.313								
3	1:58.615	+13.735	11:11:35.928								
4	1:49.488	+4.608	11:13:25.416								
5	1:48.824	+3.944	11:15:14.240								
6	1:46.758	+1.878	11:17:00.998								
7	1:44.880		11:18:45.878								
8	1:45.254	+0.374	11:20:31.132								
(30) Jukka Pietilä											
1	1:56.211	+9.327	11:07:22.924								
2	1:51.378	+4.494	11:09:14.302								
3	1:49.578	+2.694	11:11:03.880								
4	1:51.574	+4.690	11:12:55.454								
5	3:14.251	+1:27.367	11:16:09.705								
6	1:48.649	+1.765	11:17:58.354								
7	1:46.884		11:19:45.238								
(138) Kimmo Luoto											
1	1:51.897	+2.729	11:07:32.494								
2	1:54.439	+5.271	11:09:26.933								
3	1:50.298	+1.130	11:11:17.231								
4	1:49.168		11:13:06.399								

Chief of Timing & Scoring Mari Nieminen

Orbits

Race Director Juho Vuori

www.mylaps.com

Licensed to: Turun Special Cars Oy

FINRace

Kuorma-autot

Alastaro Circuit 2,721 km

Kuorma-autot aika-ajo

13.7.2014 11:25

Qualifying started at 11:25:15

Lap	Lap Tm	Diff	Time of Day	Lap	Lap Tm	Diff	Time of Day	Lap	Lap Tm	Diff	Time of Day
(84) Erik Forsström											
1	1:57.660	+14.692	11:28:06.502								
2	1:49.824	+6.856	11:29:56.326								
3	2:03.319	+20.351	11:31:59.645								
4	1:48.239	+5.271	11:33:47.884								
5	1:48.200	+5.232	11:35:36.084								
6	1:45.739	+2.771	11:37:21.823								
7	2:00.668	+17.700	11:39:22.491								
8	1:42.968		11:41:05.459								
(97) Jarkko Jauhainen											
1	1:54.936	+11.025	11:27:29.037								
2	1:51.850	+7.939	11:29:20.887								
3	1:50.915	+7.004	11:31:11.802								
4	1:49.016	+5.105	11:33:00.818								
5	1:46.976	+3.065	11:34:47.794								
6	1:46.143	+2.232	11:36:33.937								
7	1:44.993	+1.082	11:38:18.930								
8	1:43.911		11:40:02.841								
(62) Jarmo Kinnunen											
1	1:58.591	+13.022	11:27:41.713								
2	1:57.196	+11.627	11:29:38.909								
3	1:50.984	+5.415	11:31:29.893								
4	1:49.369	+3.800	11:33:19.262								
5	2:02.189	+16.620	11:35:21.451								
6	1:52.749	+7.180	11:37:14.200								
7	1:45.647	+0.078	11:38:59.847								
8	1:45.569		11:40:45.416								
(71) Mika Mäkinen											
1	1:55.707	+3.605	11:27:24.701								
2	1:52.102		11:29:16.803								
(4) Martin Ström											
1	2:03.987	+10.555	11:27:57.450								
2	1:55.924	+2.492	11:29:53.374								
3	1:54.858	+1.426	11:31:48.232								
4	1:53.653	+0.221	11:33:41.885								
5	1:55.542	+2.110	11:35:37.427								
6	1:59.079	+5.647	11:37:36.506								
7	1:53.432		11:39:29.938								
8	1:55.910	+2.478	11:41:25.848								
(61) Sulo Koivuniemi											
1	2:02.040	+3.960	11:27:40.079								
2	2:01.639	+3.559	11:29:41.718								
3	1:59.054	+0.974	11:31:40.772								
4	1:58.080		11:33:38.852								
5	2:00.065	+1.985	11:35:38.917								
6	2:01.238	+3.158	11:37:40.155								
(99) Sami Ojanen											
1	2:00.578		11:27:32.769								

Chief of Timing & Scoring Mari Nieminen

Orbits

Race Director Juho Vuori

www.mylaps.com

Licensed to: Turun Special Cars Oy

FINRace

Sorted on Laps

V1600

Alastaro Circuit 2,721 km

V1600 Lähtö 1

12.7.2014 13:40

Race (9 Laps) started at 13:42:58

Pos	No.	Name	Class	Laps	Diff	Total Tm	Best Tm	Make	Club
1	6	Juho Siekkinen	1	9		14:15.781	1:34.043	VW Lupo GTI	KvanUA
2	5	Erkka Lindstedt	1	9	2.542	14:18.323	1:34.241	Mini One	TUA
3	15	Veera Virtanen	1	9	3.473	14:19.254	1:34.383	Mini One	TUA
4	7	Emil Westman	1	9	9.139	14:24.920	1:34.583	Alfa Romeo 147	KokUA
5	23	Pekka Seppänen	1	9	11.302	14:27.083	1:34.460	Honda Civic	NokUA
6	99	Tuomas Haapalainen	1	9	14.776	14:30.557	1:35.108	Honda Civic	RATU
7	12	Joonas Raatikainen	1	9	15.120	14:30.901	1:35.114	Honda Civic	AL/Kuopio
8	77	Emma Mäkinen	1	9	15.581	14:31.362	1:34.709	Honda Civic	KySUA
9	19	Akseli Siltala	1	9	17.734	14:33.515	1:35.260	Alfa Romeo 147	KEIMOLA FK-K
10	16	Simo Rauhala	1	9	20.675	14:36.456	1:35.049	VW Lupo GTI	KEIMOLA FK-K
11	33	Ville Welin	1	9	23.114	14:38.895	1:35.838	Suzuki Swift Sport (RS)	VarkUA
12	20	Roope Rinne-Laturi	1	9	27.541	14:43.322	1:36.431	VW Polo 1.4	HFKK
13	8	Karoliina Leppihalme	1	9	27.576	14:43.357	1:35.527	Volkswagen Polo	ParkUA
14	69	Aleksi Kalsta	1	9	29.022	14:44.803	1:36.182	Honda Civic	SaiKart
15	14	Antti Eskelinen	1	9	30.086	14:45.867	1:36.670	Honda Civic	OUA
16	47	Markku Suvanto	1	9	40.258	14:56.039	1:37.523	VW	TUA
17	30	Mirella Nurminen	1	9	41.740	14:57.521	1:36.677	Honda Civic	UAU
18	51	Toni Vilen	1	9	44.128	14:59.909	1:37.882	Alfa Romeo 147	KySUA
19	17	Sari Luoto	1	9	44.825	15:00.606	1:37.509	Honda Civic	KySUA
20	11	Aarni Salminen	1	7	2 Laps	11:24.084	1:35.125	Honda Civic	KokeFK-K
DNF	61	Jaakko Syvänen	1		DNF			Honda Civic	TamUA

Margin of Victory

Avg. Speed

Best Lap Tm

Best Speed

Best Lap by

2.542

103,017

1:34.043

104,161

6 - Juho Siekkinen

Chief of Timing & Scoring Mari Nieminen

Orbits

Race Director Juho Vuori

www.mylaps.com

Licensed to: Turun Special Cars Oy

FINRace

Sorted on Laps

V1600

Alastaro Circuit 2,721 km

V1600 Lähtö 2

12.7.2014 16:00

Race (10 Laps) started at 16:02:24

Pos	No.	Name	Class	Laps	Diff	Total Tm	Best Tm	Make	Club
1	5	Erkka Lindstedt	1	10		15:50.643	1:33.998	Mini One	TUA
2	6	Juho Siekkinen	1	10	5.335	15:55.978	1:33.935	VW Lupo GTI	KvanUA
3	15	Veera Virtanen	1	10	7.923	15:58.566	1:34.345	Mini One	TUA
4	7	Emil Westman	1	10	8.457	15:59.100	1:34.481	Alfa Romeo 147	KokUA
5	23	Pekka Seppänen	1	10	10.813	16:01.456	1:34.956	Honda Civic	NokUA
6	77	Emma Mäkinen	1	10	11.212	16:01.855	1:35.012	Honda Civic	KySUA
7	16	Simo Rauhala	1	10	15.228	16:05.871	1:34.887	VW Lupo GTI	KEIMOLA FK-K
8	12	Joonas Raatikainen	1	10	16.205	16:06.848	1:34.883	Honda Civic	AL/Kuopio
9	8	Karoliina Leppihalme	1	10	16.957	16:07.600	1:34.717	Volkswagen Polo	ParkUA
10	19	Akseli Siltala	1	10	17.780	16:08.423	1:34.894	Alfa Romeo 147	KEIMOLA FK-K
11	99	Tuomas Haapalainen	1	10	18.059	16:08.702	1:34.891	Honda Civic	RATU
12	33	Ville Welin	1	10	21.751	16:12.394	1:35.561	Suzuki Swift Sport (RS)	VarkUA
13	69	Aleksi Kalsta	1	10	22.999	16:13.642	1:35.743	Honda Civic	SaiKart
14	61	Jaakko Syvänen	1	10	24.296	16:14.939	1:35.039	Honda Civic	TamUA
15	20	Roope Rinne-Laturi	1	10	30.835	16:21.478	1:36.376	VW Polo 1.4	HFKK
16	14	Antti Eskelinen	1	10	31.313	16:21.956	1:36.190	Honda Civic	OUA
17	30	Mirella Nurminen	1	10	33.225	16:23.868	1:36.458	Honda Civic	UAU
18	47	Markku Suvanto	1	10	39.346	16:29.989	1:37.098	VW	TUA
19	51	Toni Vilen	1	10	46.671	16:37.314	1:37.802	Alfa Romeo 147	KySUA
20	17	Sari Luoto	1	10	47.565	16:38.208	1:37.719	Honda Civic	KySUA
Not classified									
DNS	11	Aarni Salminen	1		DNS			Honda Civic	KokeFK-K

Margin of Victory	Avg. Speed	Best Lap Tm	Best Speed	Best Lap by
5.335	103,042	1:33.935	104,281	6 - Juho Siekkinen

Chief of Timing & Scoring Mari Nieminen

Orbits

Race Director Juho Vuori

www.mylaps.com

Licensed to: Turun Special Cars Oy

FINRace

Sorted on Laps

Porsche GT3 Cup

Alastaro Circuit 2,721 km

Porsche GT3 Cup Lähtö 1

12.7.2014 13:00

Race (12 Laps) started at 13:04:16

Pos	No.	Name	Class	Laps	Diff	Total Tm	Best Tm	Make	Club
1	30	Jukka Honkavuori	3	12		15:30.445	1:16.991	Porsche 911 GT3	RoiUA
2	33	Emil Lindholm	3	12	0.340	15:30.785	1:16.789	Porsche 911 GT3	NHD
3	36	Johan Westergård	3	12	18.261	15:48.706	1:18.342	Porsche 997 GT3	VUA
4	39	Tom Nylund	3	12	27.689	15:58.134	1:18.840	Porsche 997 GT3	VUA
5	31	Raimo Niemi	3	12	30.485	16:00.930	1:18.912	Porsche 997 GT3	PRCF
6	25	Simo Muhonen	3	12	32.995	16:03.440	1:18.958	Porsche 911 GT3	JyvUA
7	37	Kari-Pekka Laaksonen	3	12	42.856	16:13.301	1:18.516	Porsche 911 GT3	NokUA
8	15	Marko Helistekangas	3	12	45.497	16:15.942	1:19.871	Porsche 996 GT3	KEIMOLA FK-K
9	23	Anssi-Jukka Kasi	3	12	54.559	16:25.004	1:20.725	Porsche 997 GT3	LCF
10	20	Ari Laivola	3	12	55.567	16:26.012	1:20.601	Porsche GT3 Cup	RiiUA
11	26	Dennis Nylund	3	12	58.622	16:29.067	1:19.964	Porsche 997 GT3	VUA
12	32	Tommi Haru	3	12	58.823	16:29.268	1:19.158	Porsche GT3 Cup	PRCF
13	28	Jesse Lintumäki	3	12	1:05.684	16:36.129	1:21.633	Porsche GT3 Cup	KEIMOLA FK-K
14	281	Pekka Lintumäki	3	12	1:09.828	16:40.273	1:21.485	Porsche GT3 Cup	KEIMOLA FK-K

Margin of Victory

Avg. Speed

Best Lap Tm

Best Speed

Best Lap by

0.340

126,334

1:16.789

127,565

33 - Emil Lindholm

Chief of Timing & Scoring Mari Nieminen

Orbits

Race Director Juho Vuori

www.mylaps.com

Licensed to: Turun Special Cars Oy

FINRace

Sorted on Laps

Porsche GT3 Cup

Alastaro Circuit 2,721 km

Porsche GT3 Cup Lähtö 2

12.7.2014 15:30

Race (12 Laps) started at 15:32:34

Pos	No.	Name	Class	Laps	Diff	Total Tm	Best Tm	Make	Club
1	30	Jukka Honkavuori	3	12		15:30.847	1:17.011	Porsche 911 GT3	RoiUA
2	33	Emil Lindholm	3	12	3.698	15:34.545	1:16.930	Porsche 911 GT3	NHD
3	37	Kari-Pekka Laaksonen	3	12	20.634	15:51.481	1:17.968	Porsche 911 GT3	NokUA
4	39	Tom Nylund	3	12	27.594	15:58.441	1:18.322	Porsche 997 GT3	VUA
5	31	Raimo Niemi	3	12	28.865	15:59.712	1:18.955	Porsche 997 GT3	PRCF
6	25	Simo Muhonen	3	12	32.856	16:03.703	1:18.888	Porsche 911 GT3	JyvUA
7	32	Tommi Haru	3	12	34.041	16:04.888	1:19.105	Porsche GT3 Cup	PRCF
8	26	Dennis Nylund	3	12	46.165	16:17.012	1:19.909	Porsche 997 GT3	VUA
9	20	Ari Laivola	3	12	48.098	16:18.945	1:20.059	Porsche GT3 Cup	RiiUA
10	23	Anssi-Jukka Kasi	3	12	48.337	16:19.184	1:19.862	Porsche 997 GT3	LCF
11	28	Jesse Lintumäki	3	12	58.502	16:29.349	1:20.624	Porsche GT3 Cup	KEIMOLA FK-K
12	281	Pekka Lintumäki	3	12	1:10.188	16:41.035	1:22.053	Porsche GT3 Cup	KEIMOLA FK-K
13	36	Johan Westergård	3	10	2 Laps	16:33.947	1:17.968	Porsche 997 GT3	VUA
DNF	15	Marko Helistekangas	3	5	DNF	7:05.129	1:20.679	Porsche 996 GT3	KEIMOLA FK-K

Margin of Victory

Avg. Speed

Best Lap Tm

Best Speed

Best Lap by

3.698

126,280

1:16.930

127,331

33 - Emil Lindholm

Chief of Timing & Scoring Mari Nieminen

Orbits

Race Director Juho Vuori

www.mylaps.com

Licensed to: Turun Special Cars Oy

FINRace

Sorted on Laps

Formula Ford

Alastaro Circuit 2,721 km

Formula Ford Lähtö 1

12.7.2014 15:00

Race started at 15:03:26

Pos	No.	Name	Class	Laps	Diff	Total Tm	Best Tm	Make	Club
1	18	Aleksanteri Huovinen	2	10		13:04.272	1:17.305	van Diemen LA10	OFK-125
2	5	Miikka Mäkelä	2	10	11.547	13:15.819	1:17.943	Ford Mtec FD	OFK-125
3	8	Milla Mäkelä	2	10	18.818	13:23.090	1:19.324	Ford Mtec FD	OFK-125
4	24	Harri Suoninen	2	10	19.833	13:24.105	1:18.773	van Diemen RF97Z	KEIMOLA FK-K
5	12	Sami Fagerström	2	10	20.279	13:24.551	1:18.960	Formula FORD	ÅMK
6	22	Netta Pekkala	2	10	20.615	13:24.887	1:18.858	Ford Zetec	OFK-125
7	9	Erno Granqvist	2	10	1:21.248	14:25.520	1:21.447	Ford Zetec	KySUA
DNF	32	Milton Larsson	2	5	DNF	6:56.663	1:21.360	Ford Zetec	ÅMK
DNF	14	Juha Mäki-Jouppi	2		DNF	2.727		Mtec Fd09	EPUA
DNF	10	Taavetti Alatalo	2		DNF	2.909		Mtec Fd10	OFK-125

Margin of Victory	Avg. Speed	Best Lap Tm	Best Speed	Best Lap by
11.547	124,901	1:17.305	126,714	18 - Aleksanteri Huovinen

Chief of Timing & Scoring Mari Nieminen

Orbits

Race Director Juho Vuori

www.mylaps.com

Licensed to: Turun Special Cars Oy

FINRace

Sorted on Laps

Formula Ford

Alastaro Circuit 2,721 km

Formula Ford Lähtö 2

13.7.2014 14:45

Race (10 Laps) started at 14:45:29

Pos	No.	Name	Class	Laps	Diff	Total Tm	Best Tm	Make	Club
1	18	Aleksanteri Huovinen	2	10		13:07.994	1:17.960	van Diemen LA10	OFK-125
2	5	Miikka Mäkelä	2	10	1.600	13:09.594	1:17.796	Ford Mtec FD	OFK-125
3	14	Juha Mäki-Jouppi	2	10	3.950	13:11.944	1:17.876	Mtec Fd09	EPUA
4	24	Harri Suoninen	2	10	22.096	13:30.090	1:20.087	van Diemen RF97Z	KEIMOLA FK-K
5	8	Milla Mäkelä	2	10	22.569	13:30.563	1:20.109	Ford Mtec FD	OFK-125
6	12	Sami Fagerström	2	10	29.516	13:37.510	1:20.258	Formula FORD	ÅMK
7	22	Netta Pekkala	2	10	30.031	13:38.025	1:20.351	Ford Zetec	OFK-125
8	9	Erno Granqvist	2	10	38.340	13:46.334	1:21.154	Ford Zetec	KySUA
9	32	Milton Larsson	2	10	43.363	13:51.357	1:21.765	Ford Zetec	ÅMK

Not classified

DNS	10	Taavetti Alatalo	2		DNS			Mtec Fd10	OFK-125
-----	----	------------------	---	--	-----	--	--	-----------	---------

Margin of Victory	Avg. Speed	Best Lap Tm	Best Speed	Best Lap by
1.600	124,311	1:17.796	125,914	5 - Miikka Mäkelä

Chief of Timing & Scoring Mari Nieminen

Orbits

Race Director Juho Vuori

www.mylaps.com

Licensed to: Turun Special Cars Oy

FINRace

Sorted on Laps

Legends

Alastaro Circuit 2,721 km

Legends Lähtö 1

12.7.2014 14:00

Race (10 Laps) started at 14:10:51

Pos	No.	Name	Class	Laps	Diff	Total Tm	Best Tm	Make	Club
1	32	Johan Ahokas	4	10		14:33.641	1:26.468	Ford -34 Sedan	A-MOTORSPORT
2	23	Henri Tuomaala	4	10	0.315	14:33.956	1:26.176	Ford -34 Sedan	LahUA
3	52	Marko Kilpiä	4	10	2.134	14:35.775	1:26.327	Chevy -37 Sedan	LprUA
4	49	Aleksi Halen	4	10	5.713	14:39.354	1:26.277	Ford -34 Coupe	FinnAK
5	76	Jukka-Pekka Ollikainen	4	10	6.445	14:40.086	1:26.276	Chevy -34 Coupe	KySUA
6	82	Anssi Kumpula	4	10	7.045	14:40.686	1:26.707	Ford -34 Coupe	LCF
7	3	Mikko Kinnunen	4	10	10.783	14:44.424	1:27.140	Ford -34 Sedan	MäntsMK
8	35	Juha Laukkanen	4	10	11.708	14:45.349	1:27.379	Ford -34 Coupe	RiiUA
9	45	Lauri Riekkola	4	10	12.240	14:45.881	1:27.109	Ford -34 Sedan	AAU
10	86	Kai Frisk	4	10	12.422	14:46.063	1:26.980	Dodge -37 Coupe	500-K
11	53	Juha Nisula	4	10	12.903	14:46.544	1:27.466	Ford -34 Coupe	LCF
12	21	Sami Erkkilä	4	10	16.614	14:50.255	1:27.458	Ford -34 Sedan	FinnAK
13	83	Matti Marjamäki	4	10	26.561	15:00.202	1:28.247	Ford -34 Coupe	UrMos Ry
14	39	Emil Persson	4	10	30.750	15:04.391	1:27.898		
15	112	Tony Aho	4	10	31.806	15:05.447	1:28.778	Ford -34 Sedan	A-MOTORSPORT
16	77	Mikko Korpela	4	10	31.923	15:05.564	1:28.651	Dodge -37 Coupe	KankUA
17	54	Sami Yli-Venna	4	10	34.962	15:08.603	1:28.663	Chevy -37 Sedan	LCF
18	13	Miikka Riihimaa	6	10	35.285	15:08.926	1:28.973		
19	42	Mika Lipsanen	4	10	35.432	15:09.073	1:28.838	Chevy -37 Sedan	LprUA
20	55	Markku Yliaho	4	10	40.207	15:13.848	1:28.610	Ford -34 Sedan	PEDE MK
21	73	Jouni Tölli	4	10	40.999	15:14.640	1:29.665	Chevy -37 Coupe	LCF
22	95	Leevi Suonpää	4	10	44.557	15:18.198	1:29.381	Ford -34 Coupe	PFFK
23	11	Veijo Tolonen	4	10	51.211	15:24.852	1:29.884	Ford -34 Sedan	KaMK
24	44	Esa Rintala	4	10	51.730	15:25.371	1:30.363	Ford -34 Sedan	RTL
25	30	Markku Luhtala	4	10	59.611	15:33.252	1:30.726	Ford -37 Sedan	KauhUA
26	66	Jyrki Petäjä	4	10	1:04.140	15:37.781	1:31.347	Ford -34 Coupe	P-HUA
27	36	Jukka Nisula	4	10	1:06.281	15:39.922	1:31.938	Ford -37 Sedan	VetUA
28	18	Pekka Seppänen	4	9	1 Lap	13:07.609	1:26.287	Ford -34 Coupe	SaiKart
29	65	Nico Cederberg	4	9	1 Lap	13:07.707	1:26.258	Ford -34 Sedan	EspooUA
30	60	Samu-Petteri Koivunen	4	9	1 Lap	16:06.135	1:30.105	Ford -34 Sedan	HoMK/UA
DNF	79	Joni Nelimarkka	4	5	DNF	7:30.978	1:28.110	Ford -34 Sedan	LCF
DNF	72	Viktor Vorobyev	4	5	DNF	7:31.277	1:27.952		
DNF	93	Mika Hurin	4	3	DNF	4:38.897	1:28.479	Ford -37 Sedan	VUA
DNF	41	Markus Viitamäki	4		DNF			Ford -37 Coupe	HRF

Margin of Victory	Avg. Speed	Best Lap Tm	Best Speed	Best Lap by
0.315	112,124	1:26.176	113,670	23 - Henri Tuomaala

Chief of Timing & Scoring Mari Nieminen

Orbits

Race Director Juho Vuori

www.mylaps.com

Licensed to: Turun Special Cars Oy

FINRace

Sorted on Laps

Legends

Alastaro Circuit 2,721 km

Legends_Lähtö 2

12.7.2014 16:35

Race (9 Laps) started at 16:50:08

Pos	No.	Name	Class	Laps	Diff	Gap	Total Tm	Best Tm	In Lap	Nat/State	Sponsor
1	65	Nico Cederberg	4	9			13:02.856	26.099	2		
2	23	Henri Tuomaala	4	9	0.163	0.163	13:03.019	26.086	2		
3	49	Aleksi Halen	4	9	0.964	0.801	13:03.820	26.203	2		
4	32	Johan Ahokas	4	9	1.304	0.340	13:04.160	25.843	3		
5	76	Jukka-Pekka Ollikainen	4	9	7.962	6.658	13:10.818	26.675	3		
6	52	Marko Kilpiä	4	9	8.239	0.277	13:11.095	26.285	3		
7	82	Anssi Kumpula	4	9	8.515	0.276	13:11.371	26.619	2		
8	21	Sami Erkkilä	4	9	8.851	0.336	13:11.707	26.682	3		
9	86	Kai Frisk	4	9	9.252	0.401	13:12.108	26.801	2		
10	39	Emil Persson	4	9	19.222	9.970	13:22.078	:27.302	3		
11	35	Juha Laukkanen	4	9	19.568	0.346	13:22.424	:27.309	2		
12	45	Lauri Riekkola	4	9	19.788	0.220	13:22.644	:27.295	2		
13	53	Juha Nisula	4	9	20.221	0.433	13:23.077	:27.507	5		
14	3	Mikko Kinnunen	4	9	20.747	0.526	13:23.603	:27.262	3		
15	72	Viktor Vorobyev	4	9	22.348	1.601	13:25.204	:27.789	4		
16	83	Matti Marjamäki	4	9	22.543	0.195	13:25.399	:27.629	4		
17	79	Joni Nelimarkka	4	9	22.901	0.358	13:25.757	:27.858	3		
18	77	Mikko Korpela	4	9	23.369	0.468	13:26.225	28.177	9		
19	55	Markku Yliaho	4	9	24.030	0.661	13:26.886	28.113	4		
20	13	Miikka Riihimaa	4	9	26.714	2.684	13:29.570	28.031	3		
21	42	Mika Lipsanen	4	9	27.331	0.617	13:30.187	:27.940	3		
22	93	Mika Hurin	4	9	33.326	5.995	13:36.182	28.171	5		
23	73	Jouni Tölli	4	9	35.498	2.172	13:38.354	29.173	4		
24	95	Leevi Suonpää	4	9	40.678	5.180	13:43.534	29.016	4		
25	18	Pekka Seppänen	4	9	49.698	9.020	13:52.554	26.033	3		
26	41	Markus Viitamäki	4	9	49.773	0.075	13:52.629	30.203	9		
27	60	Samu-Petteri Koivunen	4	9	54.731	4.958	13:57.587	31.107	9		
28	11	Veijo Tolonen	4	9	58.770	4.039	14:01.626	31.152	9		
29	36	Jukka Nisula	4	9	1:00.246	1.476	14:03.102	30.545	2		
30	44	Esa Rintala	4	9	1:22.879	22.633	14:25.735	31.094	2		
DNF	30	Markku Luhtala	4	5	DNF	4 Laps	7:49.757	31.185	5		
Not classified											
DNS	54	Sami Yli-Venna	4		DNF				0		
DNS	66	Jyrki Petäjä	4		DNF				0		
DQ	112	Tony Aho	4	9	DQ		13:39.154	:27.824	4		

Announcements

No 112 Mustan lipun noudattamatta jättäminen

Margin of Victory	Avg. Speed	Best Lap Tm	Best Speed	Best Lap by
0.163	112,614	1:25.843	114,111	32 - Johan Ahokas

Chief of Timing & Scoring Mari Nieminen

Orbits

Race Director Juho Vuori

www.mylaps.com

Licensed to: Turun Special Cars Oy

FINRace

Sorted on Laps

Legends

Alastaro Circuit 2,721 km

Legends Lähtö 3

13.7.2014 15:45

Race (10 Laps) started at 15:47:21

Pos	No.	Name	Class	Laps	Diff	Total Tm	Best Tm	Make	Club
1	18	Pekka Seppänen	4	10		14:36.780	1:26.965	Ford -34 Coupe	SaiKart
2	32	Johan Ahokas	4	10	0.321	14:37.101	1:26.802	Ford -34 Sedan	A-MOTORSPORT
3	49	Aleksi Halen	4	10	2.931	14:39.711	1:26.983	Ford -34 Coupe	FinnAK
4	23	Henri Tuomaala	4	10	3.591	14:40.371	1:26.884	Ford -34 Sedan	LahUA
5	82	Anssi Kumpula	4	10	4.086	14:40.866	1:26.644	Ford -34 Coupe	LCF
6	52	Marko Kilpiä	4	10	4.491	14:41.271	1:26.808	Chevy -37 Sedan	LprUA
7	65	Nico Cederberg	4	10	5.993	14:42.773	1:27.281	Ford -34 Sedan	EspooUA
8	86	Kai Frisk	4	10	9.665	14:46.445	1:27.439	Dodge -37 Coupe	500-K
9	76	Jukka-Pekka Ollikainen	4	10	9.848	14:46.628	1:27.495	Chevy -34 Coupe	KySUA
10	35	Juha Laukkanen	4	10	14.126	14:50.906	1:27.876	Ford -34 Coupe	RiiUA
11	45	Lauri Riekkola	4	10	14.348	14:51.128	1:27.885	Ford -34 Sedan	AAU
12	39	Emil Persson	4	10	14.947	14:51.727	1:27.864		
13	83	Matti Marjamäki	4	10	19.830	14:56.610	1:28.299	Ford -34 Coupe	UrMos Ry
14	53	Juha Nisula	4	10	22.869	14:59.649	1:28.239	Ford -34 Coupe	LCF
15	72	Viktor Vorobyev	4	10	26.633	15:03.413	1:28.617		
16	112	Tony Aho	4	10	26.921	15:03.701	1:28.297	Ford -34 Sedan	A-MOTORSPORT
17	13	Miikka Riihimaa	4	10	27.486	15:04.266	1:28.730		
18	93	Mika Hurin	4	10	27.521	15:04.301	1:28.300	Ford -37 Sedan	VUA
19	77	Mikko Korpela	4	10	27.881	15:04.661	1:28.768	Dodge -37 Coupe	KankUA
20	55	Markku Yliaho	4	10	28.377	15:05.157	1:28.742	Ford -34 Sedan	PEDE MK
21	79	Joni Nelimarkka	4	10	34.269	15:11.049	1:28.879	Ford -34 Sedan	LCF
22	54	Sami Yli-Venna	4	10	35.292	15:12.072	1:28.959	Chevy -37 Sedan	LCF
23	41	Markus Viitamäki	4	10	38.116	15:14.896	1:29.585	Ford -37 Coupe	HRF
24	73	Jouni Tölli	4	10	41.113	15:17.893	1:30.069	Chevy -37 Coupe	LCF
25	95	Leevi Suonpää	4	10	45.703	15:22.483	1:30.267	Ford -34 Coupe	PFKK
26	44	Esa Rintala	4	10	47.127	15:23.907	1:30.474	Ford -34 Sedan	RTL
27	60	Samu-Petteri Koivunen	4	10	47.714	15:24.494	1:30.650	Ford -34 Sedan	HoMK/UA
28	42	Mika Lipsanen	4	10	48.948	15:25.728	1:29.512	Chevy -37 Sedan	LprUA
29	11	Veijo Tolonen	4	10	59.043	15:35.823	1:31.728	Ford -34 Sedan	KaMK
30	66	Jyrki Petäjä	4	10	59.427	15:36.207	1:31.582	Ford -34 Coupe	P-HUA
31	21	Sami Erkkilä	4	8	2 Laps	11:50.482	1:27.614	Ford -34 Sedan	FinnAK

Not classified

DNF	36	Jukka Nisula	4	1	DNF	1:45.588	1:36.075	Ford -37 Sedan	VetUA
DNS	3	Mikko Kinnunen	4		DNS			Ford -34 Sedan	MäntsMK
DNS	30	Markku Luhtala	4		DNS			Ford -37 Sedan	KauhUA

Margin of Victory	Avg. Speed	Best Lap Tm	Best Speed	Best Lap by
0.321	111,722	1:26.644	113,056	82 - Anssi Kumpula

Chief of Timing & Scoring Mari Nieminen

Orbits

Race Director Juho Vuori

www.mylaps.com

Licensed to: Turun Special Cars Oy

FINRace

Sorted on Laps

Xtreme Race ja BMW 325i cup

Alastaro Circuit 2,721 km

Xtreme Race Lähtö 2

12.7.2014 17:00

Race (8 Laps) started at 17:16:00

Pos	No.	Name	Class	Laps	Diff	Total Tm	Best Tm	Make	Club
6									
1	11	Ville Sillankorva	6	8		11:59.739	1:28.506	BMW 325i (E36)	AAU
2	27	Raitanen / Raitanen	6	8	1.019	12:00.758	1:28.737	BMW 325i	NuUA
3	19	Holappa / Huhtala	6	8	1.045	12:00.784	1:28.761	BMW 325i (E36)	KEIMOLA FK-K
4	77	Juha Jokiaho	6	8	2.032	12:01.771	1:28.444	BMW 325i	EPUA
5	67	Kari Grönthal	6	8	2.577	12:02.316	1:28.888	BMW 325i	NuUA
6	5	Rantanen / Rantanen	6	8	3.729	12:03.468	1:28.627	BMW 325i (E36)	HRF
7	33	Hannula / Ståhl	6	8	4.750	12:04.489	1:28.680	BMW 325i	KySUA
8	97	Tomi Sundström	6	8	5.631	12:05.370	1:28.592	BMW 325i (E36)	KaUA
9	18	Vähämäki / Vähämäki	6	8	6.580	12:06.319	1:28.969	BMW 325i	UAU
10	10	Jesse Oja	6	8	7.317	12:07.056	1:29.017	BMW 325i	TamUA
11	8	Kari Aarnio	6	8	9.208	12:08.947	1:28.523	BMW 325i (E36)	KySUA
12	96	Työppönen / Grönthal	6	8	12.998	12:12.737	1:29.416	BMW 325i (E36)	KEIMOLA FK-K
13	83	Jani Valli	6	8	13.447	12:13.186	1:29.463	BMW 325i (E36)	SäKUA
14	1	Harri Malviala	6	8	14.123	12:13.862	1:29.390	BMW 325i	NuUA
15	56	Ville Perätalo	6	8	28.306	12:28.045	1:30.954	BMW 325i (E36)	KangUA
99									
1	72	Mikk MAATEN	99	8		12:18.768	1:30.451	BMW 325i	ProRex Racing
2	69	Enar-Klaus KUNMAN	99	8	1.401	12:20.169	1:30.532	BMW 325i	Ligur Racing
3	95	Allan TIGANE	99	8	5.692	12:24.460	1:30.627	BMW 325i	Vineda Racing
4	99	Kren TUNDER	99	8	9.797	12:28.565	1:31.268	BMW 325i	Erki Sport
5	7	Dominic SERGO	99	8	12.988	12:31.756	1:31.532	BMW 325i	EST 1 Racing
6	70	Margus PIHLAK	99	8	24.176	12:42.944	1:31.822	BMW 325i	ProRex Racing
7	73	Gert JUGALA	99	8	24.947	12:43.715	1:32.759	BMW 325i	EST 1 Racing
8	977	Kasmar TUNDER	99	8	27.378	12:46.146	1:32.985	BMW 325i	Erki Sport

Margin of Victory	Avg. Speed	Best Lap Tm	Best Speed	Best Lap by
1.019	108,879	1:28.444	110,755	77 - Juha Jokiaho

Chief of Timing & Scoring Mari Nieminen

Orbits

Race Director Juho Vuori

www.mylaps.com

Licensed to: Turun Special Cars Oy

FINRace

Sorted on Laps

Xtreme Race ja BMW 325i cup

Alastaro Circuit 2,721 km

Xtreme Race Lähtö 1

12.7.2014 11:30

Race (8 Laps) started at 11:36:46

Pos	No.	Name	Class	Laps	Diff	Total Tm	Best Tm	Make	Club
6									
1	5	Rantanen / Rantanen	6	8		11:52.940	1:28.275	BMW 325i (E36)	HRF
2	19	Holappa / Huhtala	6	8	0.564	11:53.504	1:28.123	BMW 325i (E36)	KEIMOLA FK-K
3	77	Juha Jokiaho	6	8	6.109	11:59.049	1:28.524	BMW 325i	EPUA
4	11	Ville Sillankorva	6	8	7.129	12:00.069	1:28.415	BMW 325i (E36)	AAU
5	8	Kari Aarnio	6	8	9.100	12:02.040	1:28.680	BMW 325i (E36)	KySUA
6	67	Kari Grönthal	6	8	15.142	12:08.082	1:29.254		
7	83	Jani Valli	6	8	15.615	12:08.555	1:29.286	BMW 325i (E36)	SäkUA
8	33	Hannula / Ståhl	6	8	16.049	12:08.989	1:29.419	BMW 325i	KySUA
9	96	Työppönen / Grönthal	6	8	21.695	12:14.635	1:29.647	BMW 325i (E36)	KEIMOLA FK-K
10	27	Raitanen / Raitanen	6	8	21.927	12:14.867	1:29.217	BMW 325i	NuUA
11	18	Vähämäki / Vähämäki	6	8	25.142	12:18.082	1:29.156	BMW 325i	UAU
12	56	Ville Perätalo	6	8	42.513	12:35.453	1:32.276	BMW 325i (E36)	KangUA

Not classified

DNF	1	Harri Malviala	6		DNF	0.422		BMW 325i	NuUA
DNF	97	Tomi Sundström	6		DNF	1.245		BMW 325i (E36)	KaUA
DNF	10	Jesse Oja	6		DNF	1.926		BMW 325i	TamUA

99

1	69	Enar-Klaus KUNMAN	99	8		12:21.734	1:30.275	BMW 325i	Ligur Racing
2	95	Allan TIGANE	99	8	8.808	12:30.542	1:30.752	BMW 325i	Vineda Racing
3	99	Kren TUNDER	99	8	9.746	12:31.480	1:30.905	BMW 325i	Erki Sport
4	72	Mikk MAATEN	99	8	14.223	12:35.957	1:30.248	BMW 325i	ProRex Racing
5	7	Dominic SERGO	99	8	19.109	12:40.843	1:32.121	BMW 325i	EST 1 Racing
6	73	Gert JUGALA	99	8	25.483	12:47.217	1:32.660	BMW 325i	EST 1 Racing
7	977	Kasmar TUNDER	99	8	28.812	12:50.546	1:33.473	BMW 325i	Erki Sport
8	70	Margus PIHLAK	99	8	44.733	13:06.467	1:32.776	BMW 325i	ProRex Racing

Margin of Victory	Avg. Speed	Best Lap Tm	Best Speed	Best Lap by
0.564	109,918	1:28.123	111,158	19 - Holappa / Huhtala

Chief of Timing & Scoring Mari Nieminen

Orbits

Race Director Juho Vuori

www.mylaps.com

Licensed to: Turun Special Cars Oy

FINRace
Sorted on Laps

Xtreme Race ja BMW 325i cup

Alastaro Circuit 2,721 km

Xtreme Race Lähtö 3

13.7.2014 13:45

Race started at 13:48:26

Pos	No.	Name	Class	Laps	Diff	Total Tm	Best Tm	Make	Club
6									
1	11	Ville Sillankorva	6	29		45:02.627	1:29.045	BMW 325i (E36)	AAU
2	19	Holappa / Huhtala	6	29	4.019	45:06.646	1:29.117	BMW 325i (E36)	KEIMOLA FK-K
3	97	Tomi Sundström	6	29	12.707	45:15.334	1:29.235	BMW 325i (E36)	KaUA
4	5	Rantanen / Rantanen	6	29	14.392	45:17.019	1:29.357	BMW 325i (E36)	HRF
5	77	Juha Jokiaho	6	29	20.194	45:22.821	1:29.111	BMW 325i	EPUA
6	8	Kari Aarnio	6	29	23.399	45:26.026	1:29.376	BMW 325i (E36)	KySUA
7	10	Jesse Oja	6	29	29.907	45:32.534	1:29.825	BMW 325i	TamUA
8	83	Jani Valli	6	29	34.149	45:36.776	1:29.850	BMW 325i (E36)	SäkUA
9	33	Hannula / Ståhl	6	29	41.389	45:44.016	1:29.984	BMW 325i	KySUA
10	1	Harri Malviala	6	29	44.763	45:47.390	1:29.561	BMW 325i	NuUA
11	96	Työppönen / Grönthal	6	29	50.185	45:52.812	1:30.217	BMW 325i (E36)	KEIMOLA FK-K

Not classified

DNF	18	Vähämäki / Vähämäki	6	21	DNF	33:05.679	1:29.179	BMW 325i	UAU
DNF	27	Raitanen / Raitanen	6	20	DNF	32:21.348	1:29.281	BMW 325i	NuUA
DNF	67	Kari Grönthal	6	19	DNF	30:17.510	1:29.594		
DNS	56	Ville Perätalo	6		DNS			BMW 325i (E36)	KangUA

99

1	7	Dominic SERGO	99	28		45:12.743	1:32.263	BMW 325i	EST 1 Racing
2	73	Gert JUGALA	99	28	12.804	45:25.547	1:32.244	BMW 325i	EST 1 Racing
3	977	Kasmar TUNDER	99	28	36.517	45:49.260	1:32.285	BMW 325i	Erki Sport
4	99	Kren TUNDER	99	28	57.329	46:10.072	1:31.858	BMW 325i	Erki Sport
5	70	Margus PIHLAK	99	27	1 Lap	46:28.711	1:32.734	BMW 325i	ProRex Racing

Not classified

DNS	95	Allan TIGANE	99		DNS			BMW 325i	Vineda Racing
DNS	69	Enar-Klaus KUNMAN	99		DNS			BMW 325i	Ligur Racing
DQ	72	Mikk MAATEN	99	29	DQ	45:45.997	1:30.147	BMW 325i	ProRex Racing

Margin of Victory	Avg. Speed	Best Lap Tm	Best Speed	Best Lap by
4.019	105,110	1:29.045	110,007	11 - Ville Sillankorva

Chief of Timing & Scoring Mari Nieminen

Orbits

Race Director Juho Vuori

www.mylaps.com

Licensed to: Turun Special Cars Oy

FINRace

Sorted on Laps

V8 Thundercars

Alastaro Circuit 2,721 km

Camaro Lähtö 1

12.7.2014 14:30

Race (10 Laps) started at 14:39:30

Pos	No.	Name	Class	Laps	Diff	Total Tm	Best Tm	Make	Club
1	30	Jari Nurminen	5	10		13:19.062	1:19.085	Chevrolet Camaro	
2	99	Toni Lähteenmäki	5	10	1.727	13:20.789	1:19.176	Chevrolet Camaro	VaToSUA
3	50	Janel Nurminen	5	10	5.374	13:24.436	1:19.557	Chevrolet Camaro	
4	22	Raimo Kesseli	5	10	17.975	13:37.037	1:20.839	Chevrolet Camaro	HyUA
5	58	Raivo Hääl	5	10	35.488	13:54.550	1:21.909	Chevrolet Camaro	A2 Racing
6	44	Janne Koikkalainen	5	10	36.180	13:55.242	1:21.679	Chevrolet Camaro	HRF
7	55	Antti Punkari	5	10	1:07.266	14:26.328	1:24.267	Chevrolet Camaro	EPUA
DNF	33	Juha Mikkonen	5	2	DNF	2:51.378	1:22.644	Chevrolet Camaro	

Margin of Victory	Avg. Speed	Best Lap Tm	Best Speed	Best Lap by
1.727	122,589	1:19.085	123,862	30 - Jari Nurminen

Chief of Timing & Scoring Mari Nieminen

Orbits

Race Director Juho Vuori

www.mylaps.com

Licensed to: Turun Special Cars Oy

FINRace

Sorted on Laps

V8 Thundercars

Alastaro Circuit 2,721 km

Camaro Lähtö 2

13.7.2014 15:15

Race (10 Laps) started at 15:12:58

Pos	No.	Name	Class	Laps	Diff	Total Tm	Best Tm	Make	Club
1	30	Jari Nurminen	5	10		13:34.202	1:20.496	Chevrolet Camaro	
2	22	Raimo Kesseli	5	10	11.149	13:45.351	1:21.313	Chevrolet Camaro	HyUA
3	99	Toni Lähteenmäki	5	10	26.574	14:00.776	1:20.746	Chevrolet Camaro	VaToSUA
4	58	Raivo Hääl	5	10	35.808	14:10.010	1:23.547	Chevrolet Camaro	A2 Racing
5	55	Antti Punkari	5	10	36.169	14:10.371	1:23.893	Chevrolet Camaro	EPUA
6	44	Janne Koikkalainen	5	10	47.007	14:21.209	1:22.786	Chevrolet Camaro	HRF
7	33	Juha Mikkonen	5	10	50.324	14:24.526	1:23.034	Chevrolet Camaro	
Not classified									
DNF	50	Janel Nurminen	5	4	DNF	5:29.608	1:20.567	Chevrolet Camaro	

Margin of Victory

Avg. Speed

Best Lap Tm

Best Speed

Best Lap by

11.149

120,309

1:20.496

121,691

30 - Jari Nurminen

Chief of Timing & Scoring Mari Nieminen

Orbits

Race Director Juho Vuori

www.mylaps.com

Licensed to: Turun Special Cars Oy

FINRace

Sorted on Laps

GT ja Touring Car

Alastaro Circuit 2,721 km

Touring Car Lähtö 1

13.7.2014 12:45

Race (12 Laps) started at 12:45:42

Pos	No.	Name	Class	Laps	Diff	Total Tm	Best Tm	Make	Club
1	67	Ronnie Westman	7	12		18:24.305	1:30.588	Honda Civic	NSB-86
2	138	Kimmo Luoto	7	12	31.307	18:55.612	1:32.361	Honda Civic CRX	KySUA
3	30	Jukka Pietilä	7	12	52.159	19:16.464	1:33.430	Fiat Uno Turbo IE	KySUA
4	40	Juha Siintovaara	7	11	1 Lap	19:38.052	1:31.796	Lada Samara 1500	LprUA

Margin of Victory

Avg. Speed

Best Lap Tm

Best Speed

Best Lap by

31.307

106,445

1:30.588

108,134

67 - Ronnie Westman

Chief of Timing & Scoring Mari Nieminen

Orbits

Race Director Juho Vuori

www.mylaps.com

Licensed to: Turun Special Cars Oy

FINRace

Sorted on Laps

GT ja Touring Car

Alastaro Circuit 2,721 km

Touring Car Lähtö 2

13.7.2014 16:15

Race (12 Laps) started at 16:15:19

Pos	No.	Name	Class	Laps	Diff	Total Tm	Best Tm	Make	Club
1	67	Ronnie Westman	7	12		18:34.224	1:31.503	Honda Civic	NSB-86
2	40	Juha Siintovaara	7	12	7.305	18:41.529	1:32.140	Lada Samara 1500	LprUA
3	138	Kimmo Luoto	7	12	9.348	18:43.572	1:32.041	Honda Civic CRX	KySUA
4	30	Jukka Pietilä	7	11	1 Lap	17:14.109	1:32.303	Fiat Uno Turbo IE	KySUA

Margin of Victory

Avg. Speed

Best Lap Tm

Best Speed

Best Lap by

7.305

105,497

1:31.503

107,052

67 - Ronnie Westman

Chief of Timing & Scoring Mari Nieminen

Orbits

Race Director Juho Vuori

www.mylaps.com

Licensed to: Turun Special Cars Oy

FINRace

Sorted on Laps

Kuorma-autot

Alastaro Circuit 2,721 km

Kuorma-autot Lähtö 1

13.7.2014 13:15

Race (10 Laps) started at 13:14:10

Pos	No.	Name	Class	Laps	Diff	Total Tm	Best Tm	Make	Club
1	84	Erik Forsström	9	10		16:42.775	1:39.318	Sisu SR340	KySUA
2	97	Jarkko Jauhiainen	9	10	14.126	16:56.901	1:39.911	Volvo N12	UUA
3	62	Jarmo Kinnunen	9	10	28.234	17:11.009	1:41.005	Sisu SM	LemUA
4	99	Sami Ojanen	9	10	1:22.062	18:04.837	1:44.921	Mercedes Benz V10	PunMK/UA
5	4	Martin Ström	9	10	1:38.179	18:20.954	1:44.992	Scania 113	
6	61	Sulo Koivuniemi	9	9	1 Lap	16:49.371	1:49.301	Volvo N10	SAU
Not classified									
DNF	71	Mika Mäkinen	9		DNF	2.045		Iveco Stralis	KySUA

Margin of Victory	Avg. Speed	Best Lap Tm	Best Speed	Best Lap by
14.126	97,685	1:39.318	98,629	84 - Erik Forsström

Chief of Timing & Scoring Mari Nieminen

Orbits

Race Director Juho Vuori

www.mylaps.com

Licensed to: Turun Special Cars Oy

FINRace

Sorted on Laps

Kuorma-autot

Alastaro Circuit 2,721 km

Kuorma-autot Lähtö 2

13.7.2014 16:45

Race (10 Laps) started at 16:42:58

Pos	No.	Name	Class	Laps	Diff	Total Tm	Best Tm	Make	Club
1	84	Erik Forsström	9	10		16:52.982	1:39.110	Sisu SR340	KySUA
2	97	Jarkko Jauhiainen	9	10	9.789	17:02.771	1:39.536	Volvo N12	UUA
3	62	Jarmo Kinnunen	9	10	19.656	17:12.638	1:41.330	Sisu SM	LemUA
4	71	Mika Mäkinen	9	10	20.196	17:13.178	1:40.979	Iveco Stralis	KySUA
5	61	Sulo Koivuniemi	9	10	1:48.431	18:41.413	1:48.968	Volvo N10	SAU
Not classified									
DNF	4	Martin Ström	9	5	DNF	9:10.195	1:47.362	Scania 113	
DNF	99	Sami Ojanen	9	3	DNF	6:03.660	1:49.169	Mercedes Benz V10	PunMK/UA

Margin of Victory

Avg. Speed

Best Lap Tm

Best Speed

Best Lap by

9.789

96,701

1:39.110

98,836

84 - Erik Forsström

Chief of Timing & Scoring Mari Nieminen

Orbits

Race Director Juho Vuori

www.mylaps.com

Licensed to: Turun Special Cars Oy

FINRace

V1600

Alastaro Circuit 2,721 km

V1600 Lähtö 1

12.7.2014 13:40

Race (9 Laps) started at 13:42:58

Lap	Lap Tm	Diff	Time of Day	Lap	Lap Tm	Diff	Time of Day	Lap	Lap Tm	Diff	Time of Day
(6) Juho Siekkinen				(12) Joona Raatikainen				(8) Karolina Leppihalmé			
1	1:38.796	+4.753	13:44:39.201	1	1:40.283	+5.169	13:44:43.936	1	1:41.992	+6.465	13:44:45.426
2	1:34.428	+0.385	13:46:13.629	2	1:35.125	+0.011	13:46:19.061	2	1:37.508	+1.981	13:46:22.934
3	1:34.134	+0.091	13:47:47.763	3	1:35.314	+0.200	13:47:54.375	3	1:36.244	+0.717	13:47:59.178
4	1:34.043		13:49:21.806	4	1:35.781	+0.667	13:49:30.156	4	1:38.539	+3.012	13:49:37.717
5	1:34.410	+0.367	13:50:56.216	5	1:36.210	+1.096	13:51:06.366	5	1:38.614	+3.087	13:51:16.331
6	1:34.324	+0.281	13:52:30.540	6	1:35.114		13:52:41.480	6	1:36.832	+1.305	13:52:53.163
7	1:34.405	+0.362	13:54:04.945	7	1:35.941	+0.827	13:54:17.421	7	1:35.527		13:54:28.690
8	1:34.519	+0.476	13:55:39.464	8	1:35.531	+0.417	13:55:52.952	8	1:36.203	+0.676	13:56:04.893
9	1:34.846	+0.803	13:57:14.310	9	1:36.478	+1.364	13:57:29.430	9	1:36.993	+1.466	13:57:41.886
(5) Erikka Lindstedt				(77) Emma Mäkinen				(69) Aleksi Kalsta			
1	1:38.340	+4.099	13:44:39.858	1	1:40.029	+5.320	13:44:43.153	1	1:42.825	+6.643	13:44:48.031
2	1:35.170	+0.929	13:46:15.028	2	1:37.490	+2.781	13:46:20.643	2	1:36.182		13:46:24.213
3	1:34.454	+0.213	13:47:49.482	3	1:34.709		13:47:55.352	3	1:37.441	+1.259	13:48:01.654
4	1:34.241		13:49:23.723	4	1:35.432	+0.723	13:49:30.784	4	1:36.635	+0.453	13:49:38.289
5	1:34.665	+0.424	13:50:58.388	5	1:36.187	+1.478	13:51:06.971	5	1:36.813	+0.631	13:51:15.102
6	1:34.476	+0.235	13:52:32.864	6	1:35.712	+1.003	13:52:42.683	6	1:36.574	+0.392	13:52:51.676
7	1:34.795	+0.554	13:54:07.659	7	1:35.302	+0.593	13:54:17.985	7	1:36.772	+0.590	13:54:28.448
8	1:34.646	+0.405	13:55:42.305	8	1:35.452	+0.743	13:55:53.437	8	1:37.785	+1.603	13:56:06.233
9	1:34.547	+0.306	13:57:16.852	9	1:36.454	+1.745	13:57:29.891	9	1:37.099	+0.917	13:57:43.332
(15) Veera Virtanen				(19) Akseli Siltala				(14) Antti Eskelinen			
1	1:37.883	+3.500	13:44:38.948	1	1:40.613	+5.353	13:44:46.066	1	1:42.467	+5.797	13:44:48.608
2	1:35.586	+1.203	13:46:14.534	2	1:36.514	+1.254	13:46:22.580	2	1:36.944	+0.274	13:46:25.552
3	1:34.383		13:47:48.917	3	1:35.406	+0.146	13:47:57.986	3	1:36.814	+0.144	13:48:02.366
4	1:34.544	+0.161	13:49:23.461	4	1:35.737	+0.477	13:49:33.723	4	1:36.735	+0.065	13:49:39.101
5	1:34.519	+0.136	13:50:57.980	5	1:35.405	+0.145	13:51:09.128	5	1:36.940	+0.270	13:51:16.041
6	1:34.476	+0.093	13:52:32.456	6	1:35.260		13:52:44.388	6	1:37.862	+1.192	13:52:53.903
7	1:35.093	+0.710	13:54:07.549	7	1:36.004	+0.744	13:54:20.392	7	1:36.670		13:54:30.573
8	1:35.506	+1.123	13:55:43.055	8	1:35.819	+0.559	13:55:56.211	8	1:36.693	+0.023	13:56:07.266
9	1:34.728	+0.345	13:57:17.783	9	1:35.833	+0.573	13:57:32.044	9	1:37.130	+0.460	13:57:44.396
(7) Emil Westman				(16) Simo Rauhalá				(47) Markku Suvanto			
1	1:39.012	+4.429	13:44:41.254	1	1:42.424	+7.375	13:44:47.451	1	1:42.883	+5.360	13:44:49.163
2	1:34.991	+0.408	13:46:16.245	2	1:36.414	+1.365	13:46:23.865	2	1:37.817	+0.294	13:46:26.980
3	1:34.583		13:47:50.828	3	1:37.279	+2.230	13:47:50.144	3	1:37.648	+0.125	13:48:04.628
4	1:34.795	+0.212	13:49:25.623	4	1:35.743	+0.694	13:49:36.887	4	1:39.030	+1.507	13:49:43.658
5	1:35.346	+0.763	13:51:00.969	5	1:35.805	+0.756	13:51:12.692	5	1:37.914	+0.391	13:51:21.572
6	1:36.191	+1.608	13:52:37.160	6	1:35.770	+0.721	13:52:48.462	6	1:37.973	+0.450	13:52:59.545
7	1:35.290	+0.707	13:54:12.450	7	1:35.049		13:54:23.511	7	1:37.523		13:54:37.068
8	1:35.803	+1.220	13:55:48.253	8	1:35.882	+0.833	13:55:59.393	8	1:39.726	+2.203	13:56:16.794
9	1:35.196	+0.613	13:57:23.449	9	1:35.592	+0.543	13:57:34.985	9	1:37.774	+0.251	13:57:54.568
(23) Pekka Seppänen				(33) Ville Welin				(30) Mirella Nurminen			
1	1:38.634	+4.174	13:44:41.062	1	1:42.868	+7.030	13:44:47.036	1	1:37.503	+0.826	13:44:50.974
2	1:34.690	+0.230	13:46:15.752	2	1:37.874	+2.036	13:46:24.910	2	1:37.313	+0.636	13:46:28.287
3	1:34.460		13:47:50.212	3	1:35.838		13:48:00.748	3	1:36.677		13:48:04.964
4	1:35.179	+0.719	13:49:25.391	4	1:36.552	+0.714	13:49:37.300	4	1:38.591	+1.914	13:49:43.555
5	1:35.222	+0.762	13:51:00.613	5	1:35.959	+0.121	13:51:13.259	5	1:38.257	+1.580	13:51:21.812
6	1:36.117	+1.657	13:52:36.730	6	1:35.916	+0.078	13:52:49.175	6	1:38.014	+1.337	13:52:59.826
7	1:35.409	+0.949	13:54:12.139	7	1:35.976	+0.138	13:54:25.151	7	1:37.874	+1.197	13:54:37.700
8	1:36.497	+2.037	13:55:48.636	8	1:36.124	+0.286	13:56:01.275	8	1:39.367	+2.690	13:56:17.067
9	1:36.976	+2.516	13:57:25.612	9	1:36.149	+0.311	13:57:37.424	9	1:38.983	+2.306	13:57:56.050
(99) Tuomas Haapalainen				(20) Roope Rinne-Laturi				(51) Toni Vilén			
1	1:41.301	+6.193	13:44:44.446	1	1:40.022	+3.591	13:44:45.226	1	1:43.217	+5.335	13:44:49.732
2	1:35.159	+0.051	13:46:19.605	2	1:36.597	+0.166	13:46:21.823	2	1:39.481	+1.599	13:46:29.213
3	1:35.108		13:47:54.713	3	1:37.215	+0.784	13:47:59.038	3	1:38.949	+1.067	13:48:08.162
4	1:35.646	+0.538	13:49:30.359	4	1:37.245	+0.814	13:49:36.283	4	1:39.295	+1.413	13:49:47.457
5	1:35.352	+0.244	13:51:05.711	5	1:38.289	+1.858	13:51:14.572	5	1:38.082	+0.200	13:51:25.539
6	1:35.287	+0.179	13:52:40.998	6	1:36.775	+0.344	13:52:51.347	6	1:37.882		13:53:03.421
7	1:35.888	+0.780	13:54:16.886	7	1:36.431		13:54:27.778	7	1:38.024	+0.142	13:54:41.445
8	1:35.471	+0.363	13:55:52.357	8	1:36.886	+0.455	13:56:04.664	8	1:39.009	+1.127	13:56:20.454
9	1:36.729	+1.621	13:57:29.086	9	1:37.187	+0.756	13:57:41.851	9	1:37.984	+0.102	13:57:58.438

Chief of Timing & Scoring Mari Nieminen

Orbits

Race Director Juho Vuori

www.mylaps.com

Licensed to: Turun Special Cars Oy

FINRace

V1600

Alastaro Circuit 2,721 km

V1600 Lähtö 1

12.7.2014 13:40

Race (9 Laps) started at 13:42:58

Lap	Lap Tm	Diff	Time of Day	Lap	Lap Tm	Diff	Time of Day	Lap	Lap Tm	Diff	Time of Day
(17) Sari Luoto											
1	1:43.352	+5.843	13:44:50.530								
2	1:39.532	+2.023	13:46:30.062								
3	1:39.343	+1.834	13:48:09.405								
4	1:38.779	+1.270	13:49:48.184								
5	1:38.268	+0.759	13:51:26.452								
6	1:37.509		13:53:03.961								
7	1:38.108	+0.599	13:54:42.069								
8	1:39.176	+1.667	13:56:21.245								
9	1:37.890	+0.381	13:57:59.135								
(11) Aarni Salminen											
1	1:38.791	+3.666	13:44:43.389								
2	1:35.125		13:46:18.514								
3	1:35.239	+0.114	13:47:53.753								
4	1:35.789	+0.664	13:49:29.542								
5	1:35.326	+0.201	13:51:04.868								
6	1:35.473	+0.348	13:52:40.341								
7	1:42.272	+7.147	13:54:22.613								

FINRace

V1600

Alastaro Circuit 2,721 km

V1600 Lähtö 2

12.7.2014 16:00

Race (10 Laps) started at 16:02:24

Lap	Lap Tm	Diff	Time of Day	Lap	Lap Tm	Diff	Time of Day	Lap	Lap Tm	Diff	Time of Day								
(5) Erikka Lindstedt																			
1	1:38.123	+4.125	16:04:05.635	5	1:35.163	+0.151	16:10:30.441	33	1:42.104	+6.543	16:04:13.802								
2	1:34.151	+0.153	16:05:39.786	6	1:35.385	+0.373	16:12:05.826	2	1:36.505	+0.944	16:05:50.307								
3	1:33.998		16:07:13.784	7	1:35.232	+0.220	16:13:41.058	3	1:36.187	+0.626	16:07:26.494								
4	1:34.126	+0.128	16:08:47.910	8	1:35.115	+0.103	16:15:16.173	4	1:35.561		16:09:02.055								
5	1:34.133	+0.135	16:10:22.043	9	1:35.237	+0.225	16:16:51.410	5	1:36.067	+0.506	16:10:38.122								
6	1:34.517	+0.519	16:11:56.560	10	1:35.370	+0.358	16:18:26.780	6	1:35.816	+0.255	16:12:13.938								
7	1:34.654	+0.656	16:13:31.214	(16) Simo Rauhalu															
8	1:34.696	+0.698	16:15:05.910	1	1:39.601	+4.714	16:04:09.118	7	1:35.652	+0.091	16:13:49.590								
9	1:34.662	+0.664	16:16:40.572	2	1:36.851	+1.964	16:05:45.969	8	1:35.899	+0.338	16:15:25.489								
10	1:34.996	+0.996	16:18:15.568	3	1:36.594	+1.707	16:07:22.563	9	1:35.943	+0.382	16:17:01.432								
(6) Juho Siekkinen																			
1	1:39.006	+5.071	16:04:06.088	4	1:35.728	+0.841	16:08:58.291	10	1:35.887	+0.326	16:18:37.319								
2	1:34.170	+0.235	16:05:40.258	5	1:34.887		16:10:33.178	(69) Aleksi Kalsta											
3	1:33.935		16:07:14.193	6	1:35.048	+0.161	16:12:08.226	1	1:40.564	+4.821	16:04:12.474								
4	1:34.352	+0.417	16:08:48.545	7	1:35.415	+0.528	16:13:43.641	2	1:37.200	+1.457	16:05:49.674								
5	1:34.845	+0.910	16:10:23.390	8	1:35.320	+0.433	16:15:18.961	3	1:36.206	+0.463	16:07:25.880								
6	1:35.212	+1.277	16:11:58.602	9	1:35.203	+0.316	16:16:54.164	4	1:35.743		16:09:01.623								
7	1:35.170	+1.235	16:13:33.772	10	1:36.632	+1.745	16:18:30.796	5	1:36.745	+1.002	16:10:38.368								
8	1:36.074	+2.139	16:15:09.846	(12) Joona Raatikainen															
9	1:35.401	+1.466	16:16:45.247	1	1:41.121	+6.238	16:04:11.179	6	1:36.329	+0.586	16:12:14.697								
10	1:35.656	+1.721	16:18:20.903	2	1:35.505	+0.622	16:05:46.684	7	1:36.108	+0.365	16:13:50.805								
(15) Veera Virtanen																			
1	1:39.076	+4.731	16:04:07.355	3	1:36.092	+1.209	16:07:22.776	8	1:35.970	+0.227	16:15:26.775								
2	1:34.529	+0.184	16:05:41.884	4	1:36.497	+1.614	16:08:59.273	9	1:35.956	+0.213	16:17:02.731								
3	1:34.442	+0.097	16:07:16.326	5	1:34.952	+0.069	16:10:34.225	10	1:35.836	+0.093	16:18:38.567								
4	1:34.513	+0.168	16:08:50.839	6	1:35.913	+1.030	16:12:10.138	(61) Jaakko Syvänen											
5	1:34.345		16:10:25.184	7	1:35.040	+0.157	16:13:45.178	1	1:41.270	+6.231	16:04:14.659								
6	1:34.688	+0.343	16:11:59.872	8	1:34.883		16:15:20.061	2	1:37.663	+2.624	16:05:52.322								
7	1:34.875	+0.530	16:13:34.747	9	1:35.700	+0.817	16:16:55.761	3	1:35.931	+0.892	16:07:28.253								
8	1:35.575	+1.230	16:15:10.322	10	1:36.012	+1.129	16:18:31.773	4	1:36.414	+1.375	16:09:04.667								
9	1:36.351	+2.006	16:16:46.673	(8) Karoliina Leppihalme															
10	1:36.818	+2.473	16:18:23.491	1	1:40.895	+6.178	16:04:12.084	5	1:37.571	+2.532	16:10:42.238								
(7) Emil Westman																			
1	1:39.253	+4.772	16:04:08.065	2	1:35.575	+0.858	16:05:47.659	6	1:36.692	+1.653	16:12:18.930								
2	1:34.796	+0.315	16:05:42.861	3	1:35.910	+1.193	16:07:23.569	7	1:35.321	+0.282	16:13:54.251								
3	1:34.563	+0.082	16:07:17.424	4	1:36.498	+1.781	16:09:00.067	8	1:35.284	+0.245	16:15:29.535								
4	1:34.820	+0.339	16:08:52.244	5	1:34.757	+0.040	16:10:34.824	9	1:35.039		16:17:04.574								
5	1:34.481		16:10:26.725	6	1:34.717		16:12:09.541	10	1:35.290	+0.251	16:18:39.864								
6	1:34.834	+0.353	16:12:01.559	7	1:35.541	+0.824	16:13:45.082	(20) Roope Rinne-Laturi											
7	1:34.569	+0.088	16:13:36.128	8	1:35.680	+0.963	16:15:20.762	1	1:41.108	+4.732	16:04:13.054								
8	1:34.599	+0.118	16:15:10.727	9	1:35.622	+0.905	16:16:56.384	2	1:36.376		16:05:49.430								
9	1:35.953	+1.472	16:16:46.680	10	1:36.141	+1.424	16:18:32.525	3	1:37.740	+1.364	16:07:27.170								
10	1:37.345	+2.864	16:18:24.025	(19) Akseli Siitola															
(23) Pekka Seppänen																			
1	1:38.069	+3.113	16:04:06.532	1	1:39.672	+4.778	16:04:10.700	4	1:37.023	+0.647	16:09:04.193								
2	1:34.956		16:05:41.488	2	1:35.676	+0.782	16:05:46.376	5	1:37.588	+1.212	16:10:41.781								
3	1:35.474	+0.518	16:07:16.962	3	1:35.763	+0.869	16:07:22.139	6	1:37.778	+1.402	16:12:19.559								
4	1:36.054	+1.098	16:08:53.016	4	1:36.876	+1.982	16:08:59.015	7	1:36.749	+0.373	16:13:56.308								
5	1:35.469	+0.513	16:10:28.485	5	1:34.894		16:10:33.909	8	1:36.790	+0.414	16:15:33.098								
6	1:35.547	+0.591	16:12:04.032	6	1:35.256	+0.362	16:12:09.165	9	1:36.561	+0.185	16:17:09.659								
7	1:35.407	+0.451	16:13:39.439	7	1:35.198	+0.304	16:13:44.363	10	1:36.744	+0.368	16:18:46.403								
8	1:35.496	+0.540	16:15:14.935	8	1:35.384	+0.490	16:15:19.747	(14) Antti Eskelinen											
9	1:35.429	+0.473	16:16:50.364	9	1:36.346	+1.452	16:16:56.093	1	1:41.232	+5.042	16:04:13.408								
10	1:36.017	+1.061	16:18:26.381	10	1:37.255	+2.361	16:18:33.348	2	1:38.600	+2.410	16:05:52.008								
(77) Emma Mäkinen																			
1	1:39.982	+4.970	16:04:09.278	(99) Tuomas Haapalainen															
2	1:35.509	+0.497	16:05:44.787	1	1:41.780	+6.889	16:04:11.530	3	1:37.155	+0.965	16:07:29.163								
3	1:35.012		16:07:19.799	2	1:35.475	+0.584	16:05:47.005	4	1:36.530	+0.340	16:09:05.693								
4	1:35.479	+0.467	16:08:55.278	3	1:36.090	+1.199	16:07:23.095	5	1:37.024	+0.834	16:10:42.717								
(33) Mirrella Nurminen																			
1	1:41.848	+5.390	16:04:14.154	4	1:37.243	+2.352	16:09:00.338	6	1:38.281	+2.091	16:12:20.998								
2	1:36.933	+0.475	16:05:51.087	5	1:35.312	+0.421	16:10:35.650	7	1:36.617	+0.427	16:13:57.615								
3	1:36.532	+0.074	16:07:27.619	6	1:34.891		16:12:10.541	8	1:36.410	+0.220	16:15:34.025								
4	1:36.834	+0.376	16:09:04.453	7	1:35.018	+0.127	16:13:45.559	9	1:36.190		16:17:10.215								
Chief of Timing & Scoring Mari Nieminen																			
Race Director Juho Vuori																			
Orbits																			

FINRace

V1600

Alastaro Circuit 2,721 km

V1600 Lähtö 2

12.7.2014 16:00

Race (10 Laps) started at 16:02:24

Lap	Lap Tm	Diff	Time of Day
5	1:38.081	+1.623	16:10:42.534
6	1:38.786	+2.328	16:12:21.320
7	1:37.003	+0.545	16:13:58.323
8	1:36.788	+0.330	16:15:35.111
9	1:36.458		16:17:11.569
10	1:37.224	+0.766	16:18:48.793

(47) Markku Suvanto

Lap	Lap Tm	Diff	Time of Day
1	1:42.447	+5.349	16:04:15.846
2	1:38.048	+0.950	16:05:53.894
3	1:37.500	+0.402	16:07:31.394
4	1:37.736	+0.638	16:09:09.130
5	1:37.562	+0.464	16:10:46.692
6	1:37.098		16:12:23.790
7	1:37.386	+0.288	16:14:01.176
8	1:38.125	+1.027	16:15:39.301
9	1:37.927	+0.829	16:17:17.228
10	1:37.686	+0.588	16:18:54.914

(51) Toni Vilen

Lap	Lap Tm	Diff	Time of Day
1	1:42.129	+4.327	16:04:15.377
2	1:37.802		16:05:53.179
3	1:39.020	+1.218	16:07:32.199
4	1:38.995	+1.193	16:09:11.194
5	1:38.003	+0.201	16:10:49.197
6	1:38.659	+0.857	16:12:27.856
7	1:38.438	+0.636	16:14:06.294
8	1:38.569	+0.767	16:15:44.863
9	1:38.494	+0.692	16:17:23.357
10	1:38.882	+1.080	16:19:02.239

(17) Sari Luoto

Lap	Lap Tm	Diff	Time of Day
1	1:44.543	+6.824	16:04:17.456
2	1:38.664	+0.945	16:05:56.120
3	1:38.388	+0.669	16:07:34.508
4	1:38.582	+0.863	16:09:13.090
5	1:38.129	+0.410	16:10:51.219
6	1:37.719		16:12:28.938
7	1:38.203	+0.484	16:14:07.141
8	1:38.256	+0.537	16:15:45.397
9	1:38.831	+1.112	16:17:24.228
10	1:38.905	+1.186	16:19:03.133

Lap Lap Tm Diff Time of Day

Lap Lap Tm Diff Time of Day

FINRace

Porsche GT3 Cup

Alastaro Circuit 2,721 km

Porsche GT3 Cup Lähtö 1

12.7.2014 13:00

Race (12 Laps) started at 13:04:16

Lap	Lap Tm	Diff	Time of Day	Lap	Lap Tm	Diff	Time of Day	Lap	Lap Tm	Diff	Time of Day
(30) Jukka Honkavuori				9	1:18.912		13:16:19.567	5	1:21.521	+0.920	13:11:12.996
1	1:18.124	+1.133	13:05:36.607	10	1:19.526	+0.614	13:17:39.093	6	1:21.449	+0.848	13:12:34.445
2	1:18.090	+1.099	13:06:54.697	11	1:19.070	+0.158	13:18:58.163	7	1:21.154	+0.553	13:13:55.599
3	1:17.557	+0.566	13:08:12.254	12	1:19.224	+0.312	13:20:17.387	8	1:22.672	+2.071	13:15:18.271
4	1:17.092	+0.101	13:09:29.346	(25) Simo Muhonen				9	1:21.415	+0.814	13:16:39.686
5	1:17.173	+0.182	13:10:46.519	1	1:23.926	+4.968	13:05:43.015	10	1:20.737	+0.136	13:18:00.423
6	1:17.140	+0.149	13:12:03.659	2	1:21.574	+2.616	13:07:04.589	11	1:20.601		13:19:21.024
7	1:17.149	+0.158	13:13:20.808	3	1:20.455	+1.497	13:08:25.044	12	1:21.445	+0.844	13:20:42.469
8	1:17.178	+0.187	13:14:37.986	4	1:20.375	+1.417	13:09:45.419	(26) Dennis Nylund			
9	1:17.403	+0.412	13:15:55.389	5	1:19.669	+0.711	13:11:05.088	1	1:39.188	+19.224	13:05:58.680
10	1:17.282	+0.291	13:17:12.671	6	1:19.327	+0.369	13:12:24.415	2	1:20.808	+0.844	13:07:19.488
11	1:16.991		13:18:29.662	7	1:19.774	+0.816	13:13:44.189	3	1:20.136	+0.172	13:08:39.624
12	1:17.240	+0.249	13:19:46.902	8	1:19.198	+0.240	13:15:03.387	4	1:20.708	+0.744	13:10:00.332
(33) Emil Lindholm				9	1:19.275	+0.317	13:16:22.662	5	1:20.836	+0.872	13:11:21.168
1	1:18.836	+2.047	13:05:37.362	10	1:19.046	+0.088	13:17:41.708	6	1:20.487	+0.523	13:12:41.655
2	1:17.968	+1.179	13:06:55.330	11	1:18.958		13:19:00.666	7	1:20.846	+0.882	13:14:02.501
3	1:17.813	+1.024	13:08:13.143	12	1:19.231	+0.273	13:20:19.897	8	1:20.838	+0.874	13:15:23.339
4	1:17.273	+0.484	13:09:30.416	(37) Kari-Pekka Laaksonen				9	1:19.964		13:16:43.303
5	1:17.038	+0.249	13:10:47.454	1	1:31.628	+13.112	13:05:50.423	10	1:20.367	+0.403	13:18:03.670
6	1:16.789		13:12:04.243	2	1:20.028	+1.512	13:07:10.451	11	1:20.010	+0.046	13:19:23.680
7	1:17.928	+1.139	13:13:22.171	3	1:20.586	+2.070	13:08:31.037	12	1:21.844	+1.880	13:20:45.524
8	1:17.159	+0.370	13:14:39.330	4	1:18.928	+0.412	13:09:49.965	(32) Tommi Haru			
9	1:16.920	+0.131	13:15:56.250	5	1:20.775	+2.259	13:11:10.740	1	1:25.168	+6.010	13:05:44.369
10	1:17.060	+0.271	13:17:13.310	6	1:19.062	+0.546	13:12:29.802	2	1:21.224	+2.066	13:07:05.593
11	1:16.936	+0.147	13:18:30.246	7	1:20.163	+1.647	13:13:49.965	3	1:20.116	+0.958	13:08:25.709
12	1:16.996	+0.207	13:19:47.242	8	1:22.284	+3.768	13:15:12.249	4	1:22.191	+3.033	13:09:47.900
(36) Johan Westerg rd				9	1:19.190	+0.674	13:16:31.439	5	1:20.405	+1.247	13:11:08.305
1	1:19.990	+1.648	13:05:38.930	10	1:20.294	+1.778	13:17:51.733	6	1:38.429	+19.271	13:12:46.734
2	1:18.745	+0.403	13:06:57.675	11	1:19.509	+0.993	13:19:11.242	7	1:19.804	+0.646	13:14:06.538
3	1:18.830	+0.488	13:08:16.505	12	1:18.516		13:20:29.758	8	1:19.666	+0.508	13:15:26.204
4	1:18.948	+0.606	13:09:35.453	(15) Marko Helistekangas				9	1:19.712	+0.554	13:16:45.916
5	1:18.960	+0.618	13:10:54.413	1	1:22.941	+3.070	13:05:42.754	10	1:20.171	+1.013	13:18:06.087
6	1:18.407	+0.065	13:12:12.820	2	1:21.447	+1.576	13:07:04.201	11	1:19.158		13:19:25.245
7	1:19.037	+0.695	13:13:31.857	3	1:20.702	+0.831	13:08:24.903	12	1:20.480	+1.322	13:20:45.725
8	1:18.726	+0.384	13:14:50.583	4	1:21.811	+1.940	13:09:46.714	(28) Jesse Lintumäki			
9	1:18.569	+0.227	13:16:09.152	5	1:21.167	+1.296	13:11:07.881	1	1:26.538	+4.905	13:05:46.524
10	1:18.342		13:17:27.494	6	1:20.561	+0.690	13:12:28.442	2	1:22.548	+0.915	13:07:09.072
11	1:18.564	+0.222	13:18:46.058	7	1:21.168	+1.297	13:13:49.610	3	1:22.678	+1.045	13:08:31.750
12	1:19.105	+0.763	13:20:05.163	8	1:21.221	+1.350	13:15:10.831	4	1:22.463	+0.830	13:09:54.213
(39) Tom Nylund				9	1:20.032	+0.161	13:16:30.863	5	1:22.571	+0.938	13:11:16.784
1	1:20.903	+2.063	13:05:40.015	10	1:20.493	+0.622	13:17:51.356	6	1:22.302	+0.669	13:12:39.086
2	1:19.856	+1.016	13:06:59.871	11	1:21.172	+1.301	13:19:12.528	7	1:22.123	+0.490	13:14:01.209
3	1:20.286	+1.446	13:08:20.157	12	1:19.871		13:20:32.399	8	1:22.007	+0.374	13:15:23.216
4	1:19.282	+0.442	13:09:39.439	(23) Anssi-Jukka Kasi				9	1:22.324	+0.691	13:16:45.540
5	1:19.585	+0.745	13:10:59.024	1	1:25.296	+4.571	13:05:44.963	10	1:22.949	+1.316	13:18:08.489
6	1:19.441	+0.601	13:12:18.465	2	1:21.705	+0.980	13:07:06.668	11	1:21.633		13:19:30.122
7	1:19.747	+0.907	13:13:38.212	3	1:21.254	+0.529	13:08:27.922	12	1:22.464	+0.831	13:20:52.586
8	1:19.473	+0.633	13:14:57.685	4	1:21.256	+0.531	13:09:49.178	(281) Pekka Lintumäki			
9	1:19.264	+0.424	13:16:16.949	5	1:22.816	+2.091	13:11:11.994	1	1:26.995	+5.510	13:05:47.351
10	1:19.488	+0.648	13:17:36.437	6	1:20.968	+0.243	13:12:32.962	2	1:22.907	+1.422	13:07:10.258
11	1:18.840		13:18:55.277	7	1:21.143	+0.418	13:13:54.105	3	1:23.135	+1.650	13:08:33.393
12	1:19.314	+0.474	13:20:14.591	8	1:22.298	+1.573	13:15:16.403	4	1:22.666	+1.181	13:09:56.059
(31) Raimo Niemi				9	1:21.430	+0.705	13:16:37.833	5	1:22.701	+1.216	13:11:18.760
1	1:21.978	+3.066	13:05:41.316	10	1:20.725		13:17:58.558	6	1:22.583	+1.098	13:12:41.343
2	1:20.342	+1.430	13:07:01.658	11	1:21.013	+0.288	13:19:19.571	7	1:23.703	+2.218	13:14:05.046
3	1:20.195	+1.283	13:08:21.853	12	1:21.890	+1.165	13:20:41.461	8	1:22.713	+1.228	13:15:27.759
4	1:20.148	+1.236	13:09:42.001	(20) Ari Laivola				9	1:22.654	+1.169	13:16:50.413
5	1:19.814	+0.902	13:11:01.815	1	1:26.066	+5.465	13:05:46.061	10	1:21.485		13:18:11.898
6	1:18.999	+0.087	13:12:20.814	2	1:21.789	+1.188	13:07:07.850	11	1:22.116	+0.631	13:19:34.014
7	1:20.453	+1.541	13:13:41.267	3	1:21.528	+0.927	13:08:29.378	12	1:22.716	+1.231	13:20:56.730
8	1:19.388	+0.476	13:15:00.655	4	1:22.097	+1.496	13:09:51.475				

Chief of Timing & Scoring Mari Nieminen

Orbits

Race Director Juho Vuori

www.mylaps.com

Licensed to: Turun Special Cars Oy

FINRace

Porsche GT3 Cup

Alastaro Circuit 2,721 km

Porsche GT3 Cup Lähtö 2

12.7.2014 15:30

Race (12 Laps) started at 15:32:34

Lap	Lap Tm	Diff	Time of Day	Lap	Lap Tm	Diff	Time of Day	Lap	Lap Tm	Diff	Time of Day																
(30) Jukka Honkavuori																											
1	1:18.454	+1.443	15:33:54.410	9	1:19.038	+0.083	15:44:36.725	5	1:20.288	+0.426	15:39:31.999																
2	1:17.426	+0.415	15:35:11.836	10	1:19.400	+0.445	15:45:56.125	6	1:20.296	+0.434	15:40:52.295																
3	1:17.753	+0.742	15:36:29.589	11	1:19.099	+0.144	15:47:15.224	7	1:20.284	+0.422	15:42:12.579																
4	1:17.323	+0.312	15:37:46.912	12	1:19.168	+0.213	15:48:34.392	8	1:20.380	+0.518	15:43:32.959																
5	1:17.458	+0.447	15:39:04.370	(25) Simo Muhonen																							
6	1:17.051	+0.040	15:40:21.421	1	1:23.998	+5.110	15:34:00.812	10	1:19.862		15:46:13.255																
7	1:17.259	+0.248	15:41:38.680	2	1:20.881	+1.993	15:35:21.693	11	1:19.863	+0.001	15:47:33.118																
8	1:17.500	+0.489	15:42:56.180	3	1:20.227	+1.339	15:36:41.920	12	1:20.746	+0.884	15:48:53.864																
9	1:17.011		15:44:13.191	4	1:19.783	+0.895	15:38:01.703	(28) Jesse Lintumäki																			
10	1:17.461	+0.450	15:45:30.652	5	1:19.362	+0.474	15:39:21.065	1	1:26.802	+6.178	15:34:04.716																
11	1:17.366	+0.355	15:46:48.018	6	1:19.669	+0.781	15:40:40.734	2	1:23.704	+3.080	15:35:28.420																
12	1:17.509	+0.498	15:48:05.527	7	1:19.044	+0.156	15:41:59.778	3	1:22.411	+1.787	15:36:50.831																
(33) Emil Lindholm																											
1	1:20.222	+3.292	15:33:56.128	8	1:18.888		15:43:18.666	4	1:21.276	+0.652	15:38:12.107																
2	1:18.901	+1.971	15:35:15.029	9	1:19.315	+0.427	15:44:37.981	5	1:20.624		15:39:32.731																
3	1:17.877	+0.947	15:36:32.906	10	1:20.095	+1.207	15:45:58.076	6	1:20.973	+0.349	15:40:53.704																
4	1:17.733	+0.803	15:37:50.639	11	1:19.335	+0.447	15:47:17.411	7	1:20.719	+0.095	15:42:14.423																
5	1:17.329	+0.399	15:39:07.968	12	1:20.972	+2.084	15:48:38.383	8	1:21.119	+0.495	15:43:35.542																
6	1:17.269	+0.339	15:40:25.237	(32) Tommi Haru																							
7	1:17.536	+0.606	15:41:42.773	1	1:24.718	+5.613	15:34:01.565	9	1:22.236	+1.612	15:44:57.778																
8	1:17.583	+0.653	15:43:00.356	2	1:20.769	+1.664	15:35:22.334	10	1:22.472	+1.848	15:46:20.250																
9	1:17.073	+0.143	15:44:17.429	3	1:20.469	+1.364	15:36:42.803	11	1:21.343	+0.719	15:47:41.593																
10	1:16.930		15:45:34.359	4	1:19.566	+0.461	15:38:02.369	12	1:22.436	+1.812	15:49:04.029																
11	1:17.049	+0.119	15:46:51.408	5	1:19.291	+0.186	15:39:21.660	(281) Pekka Lintumäki																			
12	1:17.817	+0.887	15:48:09.225	6	1:19.678	+0.573	15:40:41.338	1	1:29.289	+7.236	15:34:07.123																
(37) Kari-Pekka Laaksonen																											
1	1:21.333	+3.365	15:33:57.751	7	1:19.117	+0.012	15:42:00.455	2	1:23.253	+1.200	15:35:30.376																
2	1:19.672	+1.704	15:35:17.423	8	1:19.608	+0.503	15:43:20.063	3	1:22.991	+0.938	15:36:53.367																
3	1:19.651	+1.683	15:36:37.074	9	1:19.824	+0.719	15:44:39.887	4	1:23.142	+1.089	15:38:16.509																
4	1:19.075	+1.107	15:37:56.149	10	1:19.435	+0.330	15:45:59.322	5	1:22.209	+0.156	15:39:38.718																
5	1:18.322	+0.354	15:39:14.471	11	1:19.105		15:47:18.427	6	1:22.571	+0.518	15:41:01.289																
6	1:18.435	+0.467	15:40:32.906	12	1:21.141	+2.036	15:48:39.568	7	1:22.379	+0.326	15:42:23.668																
7	1:18.251	+0.283	15:41:51.157	(26) Dennis Nylund																							
8	1:18.425	+0.457	15:43:09.582	1	1:26.500	+6.591	15:34:03.684	8	1:22.170	+0.117	15:43:45.838																
9	1:17.968		15:44:27.550	2	1:22.518	+2.609	15:35:26.202	9	1:22.412	+0.359	15:45:08.250																
10	1:18.472	+0.504	15:45:46.022	3	1:21.231	+1.322	15:36:47.433	10	1:22.118	+0.065	15:46:30.368																
11	1:19.000	+1.032	15:47:05.022	4	1:21.718	+1.809	15:38:09.151	11	1:22.053		15:47:52.421																
12	1:21.139	+3.171	15:48:26.161	5	1:20.353	+0.444	15:39:29.504	12	1:23.294	+1.241	15:49:15.715																
(39) Tom Nylund																											
1	1:22.620	+4.298	15:33:59.300	6	1:20.483	+0.574	15:40:49.987	(36) Johan Westerg rd																			
2	1:20.093	+1.771	15:35:19.393	7	1:20.245	+0.336	15:42:10.232	1	1:20.219	+2.251	15:33:56.491																
3	1:19.821	+1.499	15:36:39.214	8	1:20.583	+0.674	15:43:30.815	2	1:19.207	+1.239	15:35:15.698																
4	1:18.806	+0.484	15:37:58.020	9	1:19.982	+0.073	15:44:50.797	3	1:19.120	+1.152	15:36:34.818																
5	1:19.782	+1.460	15:39:17.802	10	1:19.909		15:46:10.706	4	1:18.521	+0.553	15:37:53.339																
6	1:19.657	+1.335	15:40:37.459	11	1:20.035	+0.126	15:47:30.741	5	1:19.099	+1.131	15:39:12.438																
7	1:19.521	+1.199	15:41:56.980	12	1:20.951	+1.042	15:48:51.692	6	1:18.187	+0.219	15:40:30.625																
8	1:19.525	+1.203	15:43:16.505	(20) Ari Laivola																							
9	1:19.389	+1.067	15:44:35.894	1	1:26.823	+6.764	15:34:04.172	7	1:18.262	+0.294	15:41:48.887																
10	1:19.393	+1.071	15:45:55.287	2	1:22.965	+2.906	15:35:27.137	8	1:18.676	+0.708	15:43:07.563																
11	1:18.322		15:47:13.609	3	1:21.346	+1.287	15:36:48.483	9	1:17.968		15:44:25.531																
12	1:19.512	+1.190	15:48:33.121	4	1:21.169	+1.110	15:38:09.652	10	4:43.096	+3:25.128	15:49:08.627																
(31) Raimo Niemi																											
1	1:23.312	+4.357	15:33:59.957	5	1:20.905	+0.846	15:39:30.557	(15) Marko Hellestekangas																			
2	1:20.810	+1.855	15:35:20.767	6	1:20.317	+0.258	15:40:50.874	1	1:38.421	+17.742	15:34:15.466																
3	1:20.143	+1.188	15:36:40.910	7	1:20.519	+0.460	15:42:11.393	2	1:21.799	+1.120	15:35:37.265																
4	1:19.484	+0.529	15:38:00.394	8	1:20.158	+0.099	15:43:31.551	3	1:20.679		15:36:57.944																
5	1:19.755	+0.800	15:39:20.149	9	1:20.059		15:44:51.610	4	1:20.868	+0.189	15:38:18.812																
6	1:19.412	+0.457	15:40:39.561	10	1:20.304	+0.245	15:46:11.914	5	1:20.997	+0.318	15:39:39.809																
7	1:19.171	+0.216	15:41:58.732	11	1:20.689	+0.630	15:47:32.603	(23) Anssi-Jukka Kasi																			
8	1:18.955		15:43:17.687	12	1:21.022	+0.963	15:48:53.625	1	1:25.728	+5.866	15:34:03.172																
												2	1:24.673	+4.811	15:35:27.845												
												3	1:22.444	+2.582	15:36:50.289												
												4	1:21.422	+1.560	15:38:11.711												

Chief of Timing & Scoring Mari Nieminen

Orbits

Race Director Juho Vuori

www.mylaps.com

Licensed to: Turun Special Cars Oy

FINRace

Formula Ford

Alastaro Circuit 2,721 km

Formula Ford Lähtö 1

12.7.2014 15:00

Race started at 15:03:26

Lap	Lap Tm	Diff	Time of Day
(18) Aleksanteri Huovinen			
1	1:21.279	+3.974	15:04:49.324
2	1:17.865	+0.560	15:06:07.189
3	1:17.355	+0.050	15:07:24.544
4	1:17.508	+0.203	15:08:42.052
5	1:17.305		15:09:59.357
6	1:17.728	+0.423	15:11:17.085
7	1:18.373	+1.068	15:12:35.458
8	1:18.495	+1.190	15:13:53.953
9	1:18.243	+0.938	15:15:12.196
10	1:18.291	+0.986	15:16:30.487

Lap	Lap Tm	Diff	Time of Day
(5) Mikka Mäkelä			
1	1:22.285	+4.342	15:04:50.737
2	1:18.231	+0.288	15:06:08.968
3	1:17.943		15:07:26.911
4	1:18.537	+0.594	15:08:45.444
5	1:18.776	+0.833	15:10:04.224
6	1:19.256	+1.313	15:11:23.480
7	1:19.529	+1.586	15:12:43.009
8	1:19.625	+1.682	15:14:02.634
9	1:19.898	+1.955	15:15:22.532
10	1:19.502	+1.559	15:16:42.034

Lap	Lap Tm	Diff	Time of Day
(8) Miia Mäkelä			
1	1:23.287	+3.963	15:04:52.947
2	1:19.684	+0.360	15:06:12.631
3	1:19.917	+0.593	15:07:32.548
4	1:19.664	+0.340	15:08:52.212
5	1:19.324		15:10:11.536
6	1:19.351	+0.027	15:11:30.887
7	1:19.605	+0.281	15:12:50.492
8	1:19.618	+0.294	15:14:10.110
9	1:19.391	+0.067	15:15:29.501
10	1:19.804	+0.480	15:16:49.305

Lap	Lap Tm	Diff	Time of Day
(24) Harri Suoninen			
1	1:24.614	+5.841	15:04:54.418
2	1:19.617	+0.844	15:06:14.035
3	1:19.282	+0.509	15:07:33.317
4	1:19.413	+0.640	15:08:52.730
5	1:19.500	+0.727	15:10:12.230
6	1:21.364	+2.591	15:11:33.594
7	1:19.096	+0.323	15:12:52.690
8	1:18.773		15:14:11.463
9	1:18.963	+0.190	15:15:30.426
10	1:19.894	+1.121	15:16:50.320

Lap	Lap Tm	Diff	Time of Day
(12) Sami Fagerström			
1	1:23.870	+4.910	15:04:53.970
2	1:20.711	+1.751	15:06:14.681
3	1:19.849	+0.889	15:07:34.530
4	1:19.311	+0.351	15:08:53.841
5	1:19.159	+0.199	15:10:13.000
6	1:19.587	+0.627	15:11:32.587
7	1:18.960		15:12:51.547
8	1:19.272	+0.312	15:14:10.819
9	1:19.953	+0.993	15:15:30.772
10	1:19.994	+1.034	15:16:50.766

Lap	Lap Tm	Diff	Time of Day
(22) Netta Pekkala			
1	1:25.000	+6.142	15:04:55.304
2	1:20.260	+1.402	15:06:15.564
3	1:19.660	+0.802	15:07:35.224
4	1:19.383	+0.525	15:08:54.607

Lap	Lap Tm	Diff	Time of Day
5	1:18.909	+0.051	15:10:13.516
6	1:20.579	+1.721	15:11:34.095
7	1:19.010	+0.152	15:12:53.105
8	1:18.858		15:14:11.963
9	1:19.180	+0.322	15:15:31.143
10	1:19.959	+1.101	15:16:51.102

Lap	Lap Tm	Diff	Time of Day
(9) Erno Granqvist			
1	1:25.020	+3.573	15:04:55.899
2	1:24.532	+3.085	15:06:20.431
3	1:21.447		15:07:41.878
4	1:34.178	+12.731	15:09:16.056
5	1:30.643	+9.196	15:10:46.699
6	1:25.707	+4.260	15:12:12.406
7	1:24.260	+2.813	15:13:36.666
8	1:25.138	+3.691	15:15:01.804
9	1:25.241	+3.794	15:16:27.045
10	1:24.690	+3.243	15:17:51.735

Lap	Lap Tm	Diff	Time of Day
(32) Milton Larsson			
1	1:25.882	+4.522	15:04:56.509
2	1:21.528	+0.168	15:06:18.037
3	1:21.594	+0.234	15:07:39.631
4	1:21.887	+0.527	15:09:01.518
5	1:21.360		15:10:22.878

Chief of Timing & Scoring Mari Nieminen

Orbits

Race Director Juho Vuori

www.mylaps.com

Licensed to: Turun Special Cars Oy

FINRace

Formula Ford

Alastaro Circuit 2,721 km

Formula Ford Lähtö 2

13.7.2014 14:45

Race (10 Laps) started at 14:45:29

Lap	Lap Tm	Diff	Time of Day
(18) Aleksanteri Huovinen			
1	1:21.451	+3.491	14:46:52.505
2	1:18.362	+0.402	14:48:10.867
3	1:18.931	+0.971	14:49:29.798
4	1:19.164	+1.204	14:50:48.962
5	1:18.110	+0.150	14:52:07.072
6	1:17.960		14:53:25.032
7	1:18.200	+0.240	14:54:43.232
8	1:18.019	+0.059	14:56:01.251
9	1:18.148	+0.188	14:57:19.399
10	1:17.968	+0.008	14:58:37.367

Lap	Lap Tm	Diff	Time of Day
(5) Mikka Mäkelä			
1	1:21.361	+3.565	14:46:53.118
2	1:18.131	+0.335	14:48:11.249
3	1:18.791	+0.995	14:49:30.040
4	1:19.402	+1.606	14:50:49.442
5	1:18.226	+0.430	14:52:07.668
6	1:18.648	+0.852	14:53:26.316
7	1:18.196	+0.400	14:54:44.512
8	1:17.796		14:56:02.308
9	1:18.404	+0.608	14:57:20.712
10	1:18.255	+0.459	14:58:38.967

Lap	Lap Tm	Diff	Time of Day
(14) Juha Mäki-Jouppi			
1	1:22.076	+4.200	14:46:55.840
2	1:19.535	+1.659	14:48:15.375
3	1:18.307	+0.431	14:49:33.682
4	1:17.876		14:50:51.558
5	1:17.939	+0.063	14:52:09.497
6	1:18.113	+0.237	14:53:27.610
7	1:18.208	+0.332	14:54:45.818
8	1:18.083	+0.207	14:56:03.901
9	1:18.420	+0.544	14:57:22.321
10	1:18.996	+1.120	14:58:41.317

Lap	Lap Tm	Diff	Time of Day
(24) Harri Suoninen			
1	1:23.400	+3.313	14:46:55.493
2	1:20.984	+0.897	14:48:16.477
3	1:20.351	+0.264	14:49:36.828
4	1:20.087		14:50:56.915
5	1:20.520	+0.433	14:52:17.435
6	1:20.245	+0.158	14:53:37.680
7	1:20.585	+0.498	14:54:58.265
8	1:20.144	+0.057	14:56:18.409
9	1:20.111	+0.024	14:57:38.520
10	1:20.943	+0.856	14:58:59.463

Lap	Lap Tm	Diff	Time of Day
(8) Miia Mäkelä			
1	1:24.232	+4.123	14:46:57.140
2	1:20.431	+0.322	14:48:17.571
3	1:20.400	+0.291	14:49:37.971
4	1:20.109		14:50:58.080
5	1:20.118	+0.009	14:52:18.198
6	1:20.184	+0.075	14:53:38.382
7	1:20.287	+0.178	14:54:58.669
8	1:20.566	+0.457	14:56:19.235
9	1:20.285	+0.176	14:57:39.520
10	1:20.416	+0.307	14:58:59.936

Lap	Lap Tm	Diff	Time of Day
(12) Sami Fagerström			
1	1:25.793	+5.535	14:46:59.003
2	1:21.888	+1.630	14:48:20.891
3	1:21.607	+1.349	14:49:42.498
4	1:20.647	+0.389	14:51:03.145

Lap	Lap Tm	Diff	Time of Day
5	1:21.428	+1.170	14:52:24.573
6	1:20.485	+0.227	14:53:45.058
7	1:20.512	+0.254	14:55:05.570
8	1:20.428	+0.170	14:56:25.998
9	1:20.627	+0.369	14:57:46.625
10	1:20.258		14:59:06.883

Lap	Lap Tm	Diff	Time of Day
(22) Netta Pekkala			
1	1:26.123	+5.772	14:46:58.488
2	1:22.253	+1.902	14:48:20.741
3	1:22.557	+2.206	14:49:43.298
4	1:21.315	+0.964	14:51:04.613
5	1:20.600	+0.249	14:52:25.213
6	1:20.360	+0.009	14:53:45.573
7	1:20.697	+0.346	14:55:06.270
8	1:20.352	+0.001	14:56:26.622
9	1:20.425	+0.074	14:57:47.047
10	1:20.351		14:59:07.398

Lap	Lap Tm	Diff	Time of Day
(9) Erno Granqvist			
1	1:24.577	+3.423	14:46:58.207
2	1:22.192	+1.038	14:48:20.399
3	1:22.583	+1.429	14:49:42.982
4	1:21.434	+0.280	14:51:04.416
5	1:21.864	+0.710	14:52:26.280
6	1:21.278	+0.124	14:53:47.558
7	1:21.154		14:55:08.712
8	1:21.929	+0.775	14:56:30.641
9	1:22.173	+1.019	14:57:52.814
10	1:22.893	+1.739	14:59:15.707

Lap	Lap Tm	Diff	Time of Day
(32) Milton Larsson			
1	1:25.630	+3.865	14:46:59.243
2	1:21.878	+0.113	14:48:21.121
3	1:22.540	+0.775	14:49:43.661
4	1:21.765		14:51:05.426
5	1:22.924	+1.159	14:52:28.350
6	1:22.404	+0.639	14:53:50.754
7	1:23.046	+1.281	14:55:13.800
8	1:22.617	+0.852	14:56:36.417
9	1:22.270	+0.505	14:57:58.687
10	1:22.043	+0.278	14:59:20.730

Chief of Timing & Scoring Mari Nieminen

Orbits

Race Director Juho Vuori

www.mylaps.com

Licensed to: Turun Special Cars Oy

FINRace

Legends

Alastaro Circuit 2,721 km

Legends Lähtö 1

12.7.2014 14:00

Race (10 Laps) started at 14:10:51

Lap	Lap Tm	Diff	Time of Day
(32) Johan Ahokas			
1	1:29.931	+3.463	14:12:23.067
2	1:26.745	+0.277	14:13:49.812
3	1:26.873	+0.405	14:15:16.685
4	1:26.521	+0.053	14:16:43.206
5	1:26.468		14:18:09.674
6	1:26.837	+0.369	14:19:36.511
7	1:26.737	+0.269	14:21:03.248
8	1:27.773	+1.305	14:22:31.021
9	1:27.163	+0.695	14:23:58.184
10	1:27.058	+0.590	14:25:25.242

Lap	Lap Tm	Diff	Time of Day
(23) Henri Tuomaala			
1	1:30.337	+4.161	14:12:24.238
2	1:26.176		14:13:50.414
3	1:26.448	+0.272	14:15:16.862
4	1:26.554	+0.378	14:16:43.416
5	1:26.412	+0.236	14:18:09.828
6	1:26.869	+0.693	14:19:36.697
7	1:26.686	+0.510	14:21:03.383
8	1:27.163	+0.987	14:22:30.546
9	1:28.352	+2.176	14:23:58.898
10	1:26.659	+0.483	14:25:25.557

Lap	Lap Tm	Diff	Time of Day
(52) Marko Kilpiä			
1	1:30.908	+4.581	14:12:24.931
2	1:26.493	+0.166	14:13:51.424
3	1:26.605	+0.278	14:15:18.029
4	1:26.327		14:16:44.356
5	1:27.772	+1.445	14:18:12.128
6	1:26.587	+0.260	14:19:38.715
7	1:26.829	+0.502	14:21:05.544
8	1:26.854	+0.527	14:22:32.398
9	1:27.258	+0.931	14:23:59.656
10	1:27.720	+1.393	14:25:27.376

Lap	Lap Tm	Diff	Time of Day
(49) Aleksii Halen			
1	1:29.641	+3.364	14:12:24.122
2	1:27.046	+0.769	14:13:51.168
3	1:26.537	+0.260	14:15:17.705
4	1:26.277		14:16:43.982
5	1:26.574	+0.297	14:18:10.556
6	1:26.778	+0.501	14:19:37.334
7	1:26.911	+0.634	14:21:04.245
8	1:27.063	+0.786	14:22:31.308
9	1:27.852	+1.575	14:23:59.160
10	1:31.795	+5.518	14:25:30.955

Lap	Lap Tm	Diff	Time of Day
(76) Jukka-Pekka Ollikainen			
1	1:30.601	+4.325	14:12:25.676
2	1:26.772	+0.496	14:13:52.448
3	1:26.276		14:15:18.724
4	1:26.797	+0.521	14:16:45.521
5	1:27.906	+1.630	14:18:13.427
6	1:28.011	+1.735	14:19:41.438
7	1:27.450	+1.174	14:21:08.888
8	1:27.385	+1.109	14:22:36.273
9	1:27.721	+1.445	14:24:03.994
10	1:27.693	+1.417	14:25:31.687

Lap	Lap Tm	Diff	Time of Day
(82) Anssi Kumpula			
1	1:30.566	+3.859	14:12:25.486
2	1:26.707		14:13:52.193
3	1:26.986	+0.279	14:15:19.179
4	1:26.809	+0.102	14:16:45.988

Lap	Lap Tm	Diff	Time of Day
5	1:27.360	+0.653	14:18:13.348
6	1:27.974	+1.267	14:19:41.322
7	1:27.891	+1.184	14:21:09.213
8	1:27.493	+0.786	14:22:36.706
9	1:27.713	+1.006	14:24:04.419
10	1:27.868	+1.161	14:25:32.287

Lap	Lap Tm	Diff	Time of Day
(3) Mikko Kinnunen			
1	1:30.738	+3.598	14:12:26.028
2	1:27.483	+0.343	14:13:53.511
3	1:27.140		14:15:20.651
4	1:28.008	+0.868	14:16:48.659
5	1:27.722	+0.582	14:18:16.381
6	1:27.635	+0.495	14:19:44.016
7	1:27.828	+0.688	14:21:11.844
8	1:27.979	+0.839	14:22:39.823
9	1:28.112	+0.972	14:24:07.935
10	1:28.090	+0.950	14:25:36.025

Lap	Lap Tm	Diff	Time of Day
(35) Juha Laukkanen			
1	1:30.540	+3.161	14:12:26.312
2	1:27.379		14:13:53.691
3	1:27.711	+0.332	14:15:21.402
4	1:27.855	+0.476	14:16:49.257
5	1:27.746	+0.367	14:18:17.003
6	1:27.548	+0.169	14:19:44.551
7	1:27.713	+0.334	14:21:12.264
8	1:27.919	+0.540	14:22:40.183
9	1:28.384	+1.005	14:24:08.567
10	1:28.383	+1.004	14:25:36.950

Lap	Lap Tm	Diff	Time of Day
(45) Lauri Riekkola			
1	1:31.236	+4.127	14:12:27.092
2	1:27.521	+0.412	14:13:54.613
3	1:28.124	+1.015	14:15:22.737
4	1:27.109		14:16:49.846
5	1:27.846	+0.737	14:18:17.692
6	1:27.368	+0.259	14:19:45.060
7	1:27.847	+0.738	14:21:12.907
8	1:27.866	+0.757	14:22:40.773
9	1:28.185	+1.076	14:24:08.958
10	1:28.524	+1.415	14:25:37.482

Lap	Lap Tm	Diff	Time of Day
(86) Kai Frisk			
1	1:31.896	+4.916	14:12:28.375
2	1:27.600	+0.620	14:13:55.975
3	1:26.980		14:15:22.955
4	1:27.693	+0.713	14:16:50.648
5	1:27.300	+0.320	14:18:17.948
6	1:27.770	+0.790	14:19:45.718
7	1:27.363	+0.383	14:21:13.081
8	1:27.874	+0.894	14:22:40.955
9	1:28.331	+1.351	14:24:09.286
10	1:28.378	+1.398	14:25:37.664

Lap	Lap Tm	Diff	Time of Day
(53) Juha Nisula			
1	1:31.969	+4.503	14:12:28.046
2	1:27.607	+0.141	14:13:55.653
3	1:27.853	+0.387	14:15:23.506
4	1:27.516	+0.050	14:16:51.022
5	1:27.466		14:18:18.488
6	1:27.731	+0.265	14:19:46.219
7	1:27.542	+0.076	14:21:13.761
8	1:28.084	+0.618	14:22:41.845
9	1:27.935	+0.469	14:24:09.780
10	1:28.365	+0.899	14:25:38.145

Lap	Lap Tm	Diff	Time of Day
(21) Sami Erkkilä			
1	1:33.117	+5.659	14:12:29.548
2	1:27.840	+0.382	14:13:57.388
3	1:27.522	+0.064	14:15:24.910
4	1:27.458		14:16:52.368
5	1:27.476	+0.018	14:18:19.844
6	1:27.587	+0.129	14:19:47.431
7	1:27.824	+0.366	14:21:15.255
8	1:28.479	+1.021	14:22:43.734
9	1:28.684	+1.226	14:24:12.418
10	1:29.438	+1.980	14:25:41.856

Lap	Lap Tm	Diff	Time of Day
(83) Matti Marjamäki			
1	1:32.350	+4.103	14:12:30.085
2	1:28.412	+0.165	14:13:58.497
3	1:28.783	+0.536	14:15:27.280
4	1:28.247		14:16:55.527
5	1:28.444	+0.197	14:18:23.971
6	1:30.845	+2.598	14:19:54.816
7	1:29.452	+1.205	14:21:24.268
8	1:29.100	+0.853	14:22:53.368
9	1:29.511	+1.264	14:24:22.879
10	1:28.924	+0.677	14:25:51.803

Lap	Lap Tm	Diff	Time of Day
(39) Emil Persson			
1	1:39.744	+11.846	14:12:36.627
2	1:28.761	+0.863	14:14:05.388
3	1:28.539	+0.641	14:15:33.927
4	1:28.181	+0.283	14:17:02.108
5	1:29.457	+1.559	14:18:31.565
6	1:31.075	+3.177	14:20:02.640
7	1:28.676	+0.778	14:21:31.316
8	1:28.397	+0.499	14:22:59.713
9	1:27.898		14:24:27.611
10	1:28.381	+0.483	14:25:55.992

Lap	Lap Tm	Diff	Time of Day
(112) Tony Aho			
1	1:33.742	+4.964	14:12:31.716
2	1:28.884	+0.106	14:14:00.600
3	1:29.470	+0.692	14:15:30.070
4	1:30.519	+1.741	14:17:00.589
5	1:30.729	+1.951	14:18:31.318
6	1:29.249	+0.471	14:20:00.567
7	1:29.023	+0.245	14:21:29.590
8	1:29.647	+0.869	14:22:59.237
9	1:29.033	+0.255	14:24:28.270
10	1:28.778		14:25:57.048

Lap	Lap Tm	Diff	Time of Day
(77) Mikko Korpela			
1	1:33.582	+4.931	14:12:31.100
2	1:29.261	+0.610	14:14:00.361
3	1:31.307	+2.656	14:15:31.668
4	1:30.604	+1.953	14:17:02.272
5	1:29.491	+0.840	14:18:31.763
6	1:29.480	+0.829	14:20:01.243
7	1:28.651		14:21:29.894
8	1:28.958	+0.307	14:22:58.852
9	1:28.946	+0.295	14:24:27.798
10	1:29.367	+0.716	14:25:57.165

Lap	Lap Tm	Diff	Time of Day
(54) Sami Yli-Venna			
1	1:34.250	+5.587	14:12:33.177
2	1:29.526	+0.863	14:14:02.703
3	1:28.663		14:15:31.366
4	1:29.962	+1.299	14:17:01.328

Chief of Timing & Scoring Mari Nieminen

Orbits

Race Director Juho Vuori

www.mylaps.com

Licensed to: Turun Special Cars Oy

FINRace

Legends

Alastaro Circuit 2,721 km

Legends Lähtö 1

12.7.2014 14:00

Race (10 Laps) started at 14:10:51

Lap	Lap Tm	Diff	Time of Day
5	1:29.845	+1.182	14:18:31.173
6	1:31.133	+2.470	14:20:02.306
7	1:29.310	+0.647	14:21:31.616
8	1:29.512	+0.849	14:23:01.128
9	1:29.031	+0.368	14:24:30.159
10	1:30.045	+1.382	14:26:00.204

(13) Miikka Riihimaa

1	1:34.075	+5.102	14:12:32.158
2	1:28.973		14:14:01.131
3	1:30.093	+1.120	14:15:31.224
4	1:30.311	+1.338	14:17:01.535
5	1:30.833	+1.860	14:18:32.368
6	1:30.142	+1.169	14:20:02.510
7	1:29.360	+0.387	14:21:31.870
8	1:29.873	+0.900	14:23:01.743
9	1:29.022	+0.049	14:24:30.765
10	1:29.762	+0.789	14:26:00.527

(42) Mika Lipsanen

1	1:33.835	+4.997	14:12:32.652
2	1:29.638	+0.800	14:14:02.290
3	1:29.766	+0.928	14:15:32.056
4	1:30.706	+1.868	14:17:02.762
5	1:30.626	+1.788	14:18:33.388
6	1:29.520	+0.682	14:20:02.908
7	1:29.263	+0.425	14:21:32.171
8	1:30.194	+1.356	14:23:02.365
9	1:28.838		14:24:31.203
10	1:29.471	+0.633	14:26:00.674

(55) Markku Yliaho

1	1:33.082	+4.472	14:12:31.283
2	1:28.610		14:13:59.893
3	1:31.065	+2.455	14:15:30.958
4	1:30.021	+1.411	14:17:00.979
5	1:36.987	+8.377	14:18:37.966
6	1:29.146	+0.536	14:20:07.112
7	1:29.409	+0.799	14:21:36.521
8	1:29.325	+0.715	14:23:05.846
9	1:29.889	+1.279	14:24:35.735
10	1:29.714	+1.104	14:26:05.449

(73) Jouni Tölli

1	1:34.381	+4.716	14:12:33.833
2	1:30.570	+0.905	14:14:04.403
3	1:30.432	+0.767	14:15:34.835
4	1:30.650	+0.985	14:17:05.485
5	1:30.009	+0.344	14:18:35.494
6	1:30.111	+0.446	14:20:05.605
7	1:30.266	+0.601	14:21:35.871
8	1:30.460	+0.795	14:23:06.331
9	1:30.245	+0.580	14:24:36.576
10	1:29.665		14:26:06.241

(95) Leevi Suonpää

1	1:37.866	+8.485	14:12:37.485
2	1:30.778	+1.397	14:14:08.263
3	1:30.110	+0.729	14:15:38.373
4	1:29.381		14:17:07.754
5	1:30.733	+1.352	14:18:38.487
6	1:29.594	+0.213	14:20:08.081
7	1:30.423	+1.042	14:21:38.504
8	1:30.377	+0.996	14:23:08.881
9	1:30.331	+0.950	14:24:39.212
10	1:30.587	+1.206	14:26:09.799

Lap Lap Tm Diff Time of Day

(11) Veijo Tolonen

1	1:38.420	+8.536	14:12:37.298
2	1:31.746	+1.862	14:14:09.044
3	1:31.057	+1.173	14:15:40.101
4	1:29.884		14:17:09.985
5	1:30.243	+0.359	14:18:40.228
6	1:30.414	+0.530	14:20:10.642
7	1:31.233	+1.349	14:21:41.875
8	1:31.421	+1.537	14:23:13.296
9	1:31.716	+1.832	14:24:45.012
10	1:31.441	+1.557	14:26:16.453

(44) Esa Rintala

1	1:35.834	+5.471	14:12:35.573
2	1:30.363		14:14:05.936
3	1:30.649	+0.286	14:15:36.585
4	1:30.366	+0.003	14:17:06.951
5	1:31.880	+1.517	14:18:38.831
6	1:31.389	+1.026	14:20:10.220
7	1:30.916	+0.553	14:21:41.136
8	1:31.831	+1.468	14:23:12.967
9	1:31.281	+0.918	14:24:44.248
10	1:32.724	+2.361	14:26:16.972

(30) Markku Luhtala

1	1:37.264	+6.538	14:12:38.243
2	1:31.885	+1.159	14:14:10.128
3	1:31.261	+0.535	14:15:41.389
4	1:31.917	+1.191	14:17:13.306
5	1:32.121	+1.395	14:18:45.427
6	1:31.964	+1.238	14:20:17.391
7	1:30.726		14:21:48.117
8	1:31.855	+1.129	14:23:19.972
9	1:31.918	+1.192	14:24:51.890
10	1:32.963	+2.237	14:26:24.853

(66) Jyrki Petäjä

1	1:35.982	+4.635	14:12:36.506
2	1:31.347		14:14:07.853
3	1:32.804	+1.457	14:15:40.657
4	1:32.274	+0.927	14:17:12.931
5	1:32.277	+0.930	14:18:45.208
6	1:31.604	+0.257	14:20:16.812
7	1:32.124	+0.777	14:21:48.936
8	1:32.501	+1.154	14:23:21.437
9	1:33.400	+2.053	14:24:54.837
10	1:34.545	+3.198	14:26:29.382

(36) Jukka Nisula

1	1:38.616	+6.678	14:12:39.280
2	1:32.638	+0.700	14:14:11.918
3	1:32.983	+1.045	14:15:44.901
4	1:31.938		14:17:16.839
5	1:32.594	+0.656	14:18:49.433
6	1:32.204	+0.266	14:20:21.637
7	1:32.652	+0.714	14:21:54.289
8	1:33.217	+1.279	14:23:27.506
9	1:32.018	+0.080	14:24:59.524
10	1:31.999	+0.061	14:26:31.523

(18) Pekka Seppänen

1	1:29.979	+3.692	14:12:23.444
2	1:26.574	+0.287	14:13:50.018
3	1:26.287		14:15:16.305
4	1:26.496	+0.209	14:16:42.801

Lap Lap Tm Diff Time of Day

5	1:26.570	+0.283	14:18:09.371
6	1:27.437	+1.150	14:19:36.808
7	1:26.835	+0.548	14:21:03.643
8	1:27.751	+1.464	14:22:31.394
9	1:27.816	+1.529	14:23:59.210

(65) Nico Cederberg

1	1:30.305	+4.047	14:12:24.497
2	1:27.174	+0.916	14:13:51.671
3	1:26.603	+0.345	14:15:18.274
4	1:26.258		14:16:44.532
5	1:27.137	+0.879	14:18:11.669
6	1:26.470	+0.212	14:19:38.139
7	1:26.463	+0.205	14:21:04.602
8	1:27.108	+0.850	14:22:31.710
9	1:27.598	+1.340	14:23:59.308

(60) Samu-Petteri Koivunen

1	1:35.499	+5.394	14:12:35.117
2	1:30.105		14:14:05.222
3	1:30.637	+0.532	14:15:35.859
4	1:30.333	+0.228	14:17:06.192
5	3:24.934	+1:54.829	14:20:31.126
6	1:40.426	+10.321	14:22:11.552
7	1:33.414	+3.309	14:23:44.966
8	1:36.841	+6.736	14:25:21.807
9	1:35.929	+5.824	14:26:57.736

(79) Joni Nelimarkka

1	1:31.958	+3.848	14:12:28.882
2	1:29.079	+0.969	14:13:57.961
3	1:28.163	+0.053	14:15:26.124
4	1:28.110		14:16:54.234
5	1:28.345	+0.235	14:18:22.579

(72) Viktor Vorobyev

1	1:31.386	+3.434	14:12:28.566
2	1:29.206	+1.254	14:13:57.772
3	1:27.952		14:15:25.724
4	1:28.922	+0.970	14:16:54.646
5	1:28.232	+0.280	14:18:22.878

(93) Mika Hurin

1	1:34.488	+6.009	14:12:32.713
2	1:28.479		14:14:01.192
3	1:29.306	+0.827	14:15:30.498

Chief of Timing & Scoring Mari Nieminen

Orbits

Race Director Juho Vuori

www.mylaps.com

Licensed to: Turun Special Cars Oy

FINRace

Legends

Alastaro Circuit 2,721 km

Legends_Lähtö 2

12.7.2014 16:35

Race (9 Laps) started at 16:50:08

Lap	Lap Tm	Diff	Time of Day
(65) Nico Cederberg			
1	1:28.659	+2.560	16:51:39.016
2	1:26.099		16:53:05.115
3	1:26.458	+0.359	16:54:31.573
4	1:26.378	+0.279	16:55:57.951
5	1:26.386	+0.287	16:57:24.337
6	1:26.811	+0.712	16:58:51.148
7	1:27.127	+1.028	17:00:18.275
8	1:26.783	+0.684	17:01:45.058
9	1:26.511	+0.412	17:03:11.569

(23) Henri Tuomala			
1	1:29.128	+3.042	16:51:39.300
2	1:26.086		16:53:05.386
3	1:26.412	+0.326	16:54:31.798
4	1:26.361	+0.275	16:55:58.159
5	1:26.503	+0.417	16:57:24.662
6	1:26.966	+0.880	16:58:51.628
7	1:27.020	+0.934	17:00:18.648
8	1:26.533	+0.447	17:01:45.181
9	1:26.551	+0.465	17:03:11.732

(49) Aleksii Halen			
1	1:28.311	+2.108	16:51:39.579
2	1:26.203		16:53:05.782
3	1:26.342	+0.139	16:54:32.124
4	1:26.436	+0.233	16:55:58.560
5	1:26.904	+0.701	16:57:25.464
6	1:26.631	+0.428	16:58:52.095
7	1:27.016	+0.813	17:00:19.111
8	1:26.627	+0.424	17:01:45.738
9	1:26.795	+0.592	17:03:12.533

(32) Johan Ahokas			
1	1:28.810	+2.967	16:51:40.639
2	1:26.051	+0.208	16:53:06.690
3	1:25.843		16:54:32.533
4	1:26.311	+0.468	16:55:58.844
5	1:26.165	+0.322	16:57:25.009
6	1:26.897	+1.054	16:58:51.906
7	1:27.348	+1.505	17:00:19.254
8	1:26.621	+0.778	17:01:45.875
9	1:26.998	+1.155	17:03:12.873

(76) Jukka-Pekka Ollikainen			
1	1:29.425	+2.750	16:51:40.409
2	1:27.326	+0.651	16:53:07.735
3	1:26.675		16:54:34.410
4	1:27.890	+1.215	16:56:02.300
5	1:27.415	+0.740	16:57:29.715
6	1:27.341	+0.666	16:58:57.056
7	1:27.671	+0.996	17:00:24.727
8	1:26.847	+0.172	17:01:51.574
9	1:27.957	+1.282	17:03:19.531

(52) Marko Kilpiä			
1	1:29.247	+2.962	16:51:41.256
2	1:26.726	+0.441	16:53:07.982
3	1:26.285		16:54:34.267
4	1:27.846	+1.561	16:56:02.113
5	1:27.971	+1.686	16:57:30.084
6	1:27.364	+1.079	16:58:57.448
7	1:27.651	+1.366	17:00:25.099
8	1:27.008	+0.723	17:01:52.107
9	1:27.701	+1.416	17:03:19.808

Lap	Lap Tm	Diff	Time of Day
(82) Anssi Kumpulaa			
1	1:29.394	+2.775	16:51:41.751
2	1:26.619		16:53:08.370
3	1:26.635	+0.016	16:54:35.005
4	1:27.519	+0.900	16:56:02.524
5	1:28.274	+1.655	16:57:30.798
6	1:26.769	+0.150	16:58:57.567
7	1:27.997	+1.378	17:00:25.564
8	1:26.813	+0.194	17:01:52.377
9	1:27.707	+1.088	17:03:20.084

(21) Sami Erkkilä			
1	1:29.322	+2.640	16:51:42.742
2	1:26.804	+0.122	16:53:09.546
3	1:26.682		16:54:36.228
4	1:26.751	+0.069	16:56:02.979
5	1:28.019	+1.337	16:57:30.998
6	1:26.888	+0.206	16:58:57.886
7	1:28.054	+1.372	17:00:25.940
8	1:27.083	+0.401	17:01:53.023
9	1:27.397	+0.715	17:03:20.420

(86) Kai Frisk			
1	1:29.532	+2.731	16:51:42.212
2	1:26.801		16:53:09.013
3	1:26.911	+0.110	16:54:35.924
4	1:27.599	+0.798	16:56:03.523
5	1:27.730	+0.929	16:57:31.253
6	1:27.388	+0.587	16:58:58.641
7	1:27.850	+1.049	17:00:26.491
8	1:27.262	+0.461	17:01:53.753
9	1:27.068	+0.267	17:03:20.821

(39) Emil Persson			
1	1:30.337	+3.035	16:51:44.576
2	1:27.599	+0.297	16:53:12.175
3	1:27.302		16:54:39.477
4	1:28.601	+1.299	16:56:08.078
5	1:27.929	+0.627	16:57:36.007
6	1:28.409	+1.107	16:59:04.416
7	1:29.747	+2.445	17:00:34.163
8	1:28.381	+1.079	17:02:02.544
9	1:28.247	+0.945	17:03:30.791

(35) Juha Laukkanen			
1	1:30.060	+2.751	16:51:43.145
2	1:27.309		16:53:10.454
3	1:27.561	+0.252	16:54:38.015
4	1:28.837	+1.528	16:56:06.852
5	1:28.920	+1.611	16:57:35.772
6	1:28.237	+0.928	16:59:04.009
7	1:30.299	+2.990	17:00:34.308
8	1:28.459	+1.150	17:02:02.767
9	1:28.370	+1.061	17:03:31.137

(45) Lauri Riekkola			
1	1:31.349	+4.054	16:51:44.268
2	1:27.295		16:53:11.563
3	1:28.665	+1.370	16:54:40.228
4	1:27.650	+0.355	16:56:07.878
5	1:28.438	+1.143	16:57:36.316
6	1:29.110	+1.815	16:59:05.426
7	1:29.629	+2.334	17:00:35.055
8	1:28.536	+1.241	17:02:03.591
9	1:27.766	+0.471	17:03:31.357

Lap	Lap Tm	Diff	Time of Day
(53) Juha Nisula			
1	1:31.413	+3.906	16:51:45.775
2	1:28.449	+0.942	16:53:14.224
3	1:27.741	+0.234	16:54:41.965
4	1:27.567	+0.060	16:56:09.532
5	1:27.507		16:57:37.039
6	1:28.736	+1.229	16:59:05.775
7	1:29.802	+2.295	17:00:35.577
8	1:28.325	+0.818	17:02:03.902
9	1:27.888	+0.381	17:03:31.790

(3) Mikko Kinnunen			
1	1:30.585	+3.323	16:51:43.596
2	1:27.459	+0.197	16:53:11.055
3	1:27.262		16:54:38.317
4	1:28.838	+1.576	16:56:07.155
5	1:28.795	+1.533	16:57:35.950
6	1:28.734	+1.472	16:59:04.684
7	1:30.153	+2.891	17:00:34.837
8	1:28.518	+1.256	17:02:03.355
9	1:28.961	+1.699	17:03:32.316

(72) Viktor Vorobyev			
1	1:30.737	+2.948	16:51:45.124
2	1:28.149	+0.360	16:53:13.273
3	1:28.982	+1.193	16:54:42.255
4	1:27.789		16:56:10.044
5	1:28.275	+0.486	16:57:38.319
6	1:28.591	+0.802	16:59:06.910
7	1:29.544	+1.755	17:00:36.454
8	1:28.682	+0.893	17:02:05.136
9	1:28.781	+0.992	17:03:33.917

(83) Matti Marjamäki			
1	1:31.818	+4.189	16:51:46.486
2	1:28.963	+1.334	16:53:15.449
3	1:27.994	+0.365	16:54:43.443
4	1:27.629		16:56:11.072
5	1:28.107	+0.478	16:57:39.179
6	1:28.320	+0.691	16:59:07.499
7	1:29.618	+1.989	17:00:37.117
8	1:28.297	+0.668	17:02:05.414
9	1:28.698	+1.069	17:03:34.112

(79) Joni Nelimarkka			
1	1:31.388	+3.530	16:51:45.517
2	1:29.507	+1.649	16:53:15.024
3	1:27.858		16:54:42.882
4	1:27.870	+0.012	16:56:10.752
5	1:28.088	+0.230	16:57:38.840
6	1:28.338	+0.480	16:59:07.178
7	1:29.658	+1.800	17:00:36.836
8	1:29.173	+1.315	17:02:06.009
9	1:28.461	+0.603	17:03:34.470

(77) Mikko Korpela			
1	1:31.730	+3.553	16:51:46.775
2	1:28.865	+0.688	16:53:15.640
3	1:28.495	+0.318	16:54:44.135
4	1:28.226	+0.049	16:56:12.361
5	1:28.435	+0.258	16:57:40.796
6	1:28.395	+0.218	16:59:09.191
7	1:29.005	+0.828	17:00:38.196
8	1:28.565	+0.388	17:02:06.761
9	1:28.177		17:03:34.938

Chief of Timing & Scoring Mari Nieminen

Race Director Juho Vuori

Orbits

www.mylaps.com

Licensed to: Turun Special Cars Oy

FINRace

Legends

Alastaro Circuit 2,721 km

Legends_Lähtö 2

12.7.2014 16:35

Race (9 Laps) started at 16:50:08

Lap	Lap Tm	Diff	Time of Day
(55) Markku Yliaho			
1	1:32.738	+4.625	16:51:47.751
2	1:28.759	+0.646	16:53:16.510
3	1:28.223	+0.110	16:54:44.733
4	1:28.113		16:56:12.846
5	1:28.332	+0.219	16:57:41.178
6	1:28.433	+0.320	16:59:09.611
7	1:29.043	+0.930	17:00:38.654
8	1:28.638	+0.525	17:02:07.292
9	1:28.307	+0.194	17:03:35.599

Lap	Lap Tm	Diff	Time of Day
(13) Miikka Riihimaa			
1	1:32.486	+4.455	16:51:48.545
2	1:28.929	+0.898	16:53:17.474
3	1:28.031		16:54:45.505
4	1:28.497	+0.466	16:56:14.002
5	1:28.941	+0.910	16:57:42.943
6	1:28.630	+0.599	16:59:11.573
7	1:29.180	+1.149	17:00:40.753
8	1:28.700	+0.669	17:02:09.453
9	1:28.830	+0.799	17:03:38.283

Lap	Lap Tm	Diff	Time of Day
(42) Mika Lipsanen			
1	1:32.488	+4.548	16:51:48.150
2	1:28.917	+0.977	16:53:17.067
3	1:27.940		16:54:45.007
4	1:28.665	+0.725	16:56:13.672
5	1:29.104	+1.164	16:57:42.776
6	1:29.372	+1.432	16:59:12.148
7	1:28.980	+1.040	17:00:41.128
8	1:28.738	+0.798	17:02:09.866
9	1:29.034	+1.094	17:03:38.900

Lap	Lap Tm	Diff	Time of Day
(93) Mika Hurin			
1	1:30.088	+1.917	16:51:52.619
2	1:29.480	+1.309	16:53:22.099
3	1:30.520	+2.349	16:54:52.619
4	1:28.636	+0.465	16:56:21.255
5	1:28.171		16:57:49.426
6	1:28.295	+0.124	16:59:17.721
7	1:29.584	+1.413	17:00:47.305
8	1:28.651	+0.480	17:02:15.956
9	1:28.939	+0.768	17:03:44.895

Lap	Lap Tm	Diff	Time of Day
(73) Jouni Tölli			
1	1:33.331	+4.158	16:51:49.785
2	1:29.216	+0.043	16:53:19.001
3	1:29.401	+0.228	16:54:48.402
4	1:29.173		16:56:17.575
5	1:29.391	+0.218	16:57:46.966
6	1:29.294	+0.121	16:59:16.260
7	1:30.886	+1.713	17:00:47.146
8	1:30.421	+1.248	17:02:17.567
9	1:29.500	+0.327	17:03:47.067

Lap	Lap Tm	Diff	Time of Day
(95) Leevi Suonpää			
1	1:33.353	+4.337	16:51:49.425
2	1:29.164	+0.148	16:53:18.589
3	1:29.093	+0.077	16:54:47.682
4	1:29.016		16:56:16.698
5	1:29.268	+0.252	16:57:45.966
6	1:34.631	+5.615	16:59:20.597
7	1:30.544	+1.528	17:00:51.141
8	1:30.597	+1.581	17:02:21.738
9	1:30.509	+1.493	17:03:52.247

Lap	Lap Tm	Diff	Time of Day
(18) Pekka Seppänen			
1	1:29.231	+3.198	16:51:40.989
2	1:26.292	+0.259	16:53:07.281
3	1:26.033		16:54:33.314
4	1:26.105	+0.072	16:55:59.419
5	1:26.206	+0.173	16:57:25.625
6	1:26.660	+0.627	16:58:52.285
7	1:27.678	+1.645	17:00:19.963
8	2:13.783	+47.750	17:02:33.746
9	1:27.521	+1.488	17:04:01.267

Lap	Lap Tm	Diff	Time of Day
(41) Markus Vitämäki			
1	1:35.656	+5.453	16:51:53.076
2	1:30.400	+0.197	16:53:23.476
3	1:31.777	+1.574	16:54:55.253
4	1:32.325	+2.122	16:56:27.578
5	1:31.225	+1.022	16:57:58.803
6	1:31.344	+1.141	16:59:30.147
7	1:30.518	+0.315	17:01:00.665
8	1:30.474	+0.271	17:02:31.139
9	1:30.203		17:04:01.342

Lap	Lap Tm	Diff	Time of Day
(60) Samu-Petteri Koivunen			
1	1:35.038	+3.931	16:51:51.784
2	1:31.521	+0.414	16:53:23.305
3	1:31.216	+0.109	16:54:54.521
4	1:32.447	+1.340	16:56:26.968
5	1:31.177	+0.070	16:57:58.145
6	1:32.907	+1.800	16:59:31.052
7	1:32.724	+1.617	17:01:03.776
8	1:31.417	+0.310	17:02:35.193
9	1:31.107		17:04:06.300

Lap	Lap Tm	Diff	Time of Day
(11) Veijo Tolonen			
1	1:34.867	+3.715	16:51:51.383
2	1:31.279	+0.127	16:53:22.662
3	1:32.323	+1.171	16:54:54.985
4	1:31.630	+0.478	16:56:26.615
5	1:33.521	+2.369	16:58:00.136
6	1:34.568	+3.416	16:59:34.704
7	1:32.277	+1.125	17:01:06.981
8	1:32.206	+1.054	17:02:39.187
9	1:31.152		17:04:10.339

Lap	Lap Tm	Diff	Time of Day
(36) Jukka Nisula			
1	1:36.207	+5.662	16:51:53.997
2	1:30.545		16:53:24.542
3	1:31.940	+1.395	16:54:56.482
4	1:31.367	+0.822	16:56:27.849
5	1:31.571	+1.026	16:57:59.420
6	1:34.298	+3.753	16:59:33.718
7	1:32.920	+2.375	17:01:06.638
8	1:33.253	+2.708	17:02:39.891
9	1:31.924	+1.379	17:04:11.815

Lap	Lap Tm	Diff	Time of Day
(44) Esa Rintala			
1	1:34.467	+3.373	16:51:50.892
2	1:31.094		16:53:21.986
3	1:32.161	+1.067	16:54:54.147
4	1:31.760	+0.666	16:56:25.907
5	1:31.486	+0.392	16:57:57.393
6	1:54.960	+23.866	16:59:52.353
7	1:35.030	+3.936	17:01:27.383
8	1:33.414	+2.320	17:03:00.797
9	1:33.651	+2.557	17:04:34.448

Chief of Timing & Scoring Mari Nieminen

Orbits

Race Director Juho Vuori

www.mylaps.com

Licensed to: Turun Special Cars Oy

FINRace

Legends

Alastaro Circuit 2,721 km

Legends Lähtö 3

13.7.2014 15:45

Race (10 Laps) started at 15:47:21

Lap	Lap Tm	Diff	Time of Day	Lap	Lap Tm	Diff	Time of Day	Lap	Lap Tm	Diff	Time of Day
(18) Pekka Seppänen				5	1:28.152	+1.344	15:54:45.735	(39) Emil Persson			
1	1:29.267	+2.302	15:48:53.150	6	1:27.597	+0.789	15:56:13.332	1	1:30.828	+2.964	15:48:57.506
2	1:27.231	+0.266	15:50:20.381	7	1:27.919	+1.111	15:57:41.251	2	1:27.864		15:50:25.370
3	1:26.965		15:51:47.346	8	1:27.020	+0.212	15:59:08.271	3	1:28.466	+0.602	15:51:53.836
4	1:27.072	+0.107	15:53:14.418	9	1:27.553	+0.745	16:00:35.824	4	1:28.146	+0.282	15:53:21.982
5	1:26.994	+0.029	15:54:41.412	10	1:26.808		16:02:02.632	5	1:29.177	+1.313	15:54:51.159
6	1:27.051	+0.086	15:56:08.463	(65) Nico Cederberg				6	1:28.363	+0.499	15:56:19.522
7	1:27.016	+0.051	15:57:35.479	1	1:30.188	+2.907	15:48:54.517	7	1:28.039	+0.175	15:57:47.561
8	1:27.248	+0.283	15:59:02.727	2	1:27.595	+0.314	15:50:22.112	8	1:28.494	+0.630	15:59:16.055
9	1:27.038	+0.073	16:00:29.765	3	1:27.701	+0.420	15:51:49.813	9	1:28.706	+0.842	16:00:44.761
10	1:28.376	+1.411	16:01:58.141	4	1:27.505	+0.224	15:53:17.318	10	1:28.327	+0.463	16:02:13.088
(32) Johan Ahokas				5	1:28.876	+1.595	15:54:46.194	(83) Matti Marjamäki			
1	1:29.918	+3.116	15:48:53.032	6	1:27.609	+0.328	15:56:13.803	1	1:31.403	+3.104	15:48:58.773
2	1:27.608	+0.806	15:50:20.640	7	1:27.893	+0.612	15:57:41.696	2	1:29.258	+0.959	15:50:28.031
3	1:27.147	+0.345	15:51:47.787	8	1:27.569	+0.288	15:59:09.265	3	1:28.306	+0.007	15:51:56.337
4	1:27.213	+0.411	15:53:15.000	9	1:27.281		16:00:36.546	4	1:28.299		15:53:24.636
5	1:26.802		15:54:41.802	10	1:27.588	+0.307	16:02:04.134	5	1:28.908	+0.609	15:54:53.544
6	1:27.081	+0.279	15:56:08.883	(86) Kai Frisk				6	1:28.306	+0.007	15:56:21.850
7	1:27.058	+0.256	15:57:35.941	1	1:30.927	+3.488	15:48:56.842	7	1:28.678	+0.379	15:57:50.528
8	1:27.196	+0.394	15:59:03.137	2	1:27.439		15:50:24.281	8	1:29.112	+0.813	15:59:19.640
9	1:27.124	+0.322	16:00:30.261	3	1:27.743	+0.304	15:51:52.024	9	1:29.094	+0.795	16:00:48.734
10	1:28.201	+1.399	16:01:58.462	4	1:28.007	+0.568	15:53:20.031	10	1:29.237	+0.938	16:02:17.971
(49) Aleksii Halen				5	1:28.807	+1.368	15:54:48.838	(53) Juha Nisula			
1	1:29.537	+2.554	15:48:54.248	6	1:27.806	+0.367	15:56:16.644	1	1:32.592	+4.353	15:49:00.176
2	1:27.174	+0.191	15:50:21.422	7	1:27.847	+0.408	15:57:44.491	2	1:28.789	+0.550	15:50:28.965
3	1:26.983		15:51:48.405	8	1:27.763	+0.324	15:59:12.254	3	1:29.781	+1.542	15:51:58.746
4	1:27.230	+0.247	15:53:15.635	9	1:28.089	+0.650	16:00:40.343	4	1:28.885	+0.646	15:53:27.631
5	1:27.172	+0.189	15:54:42.807	10	1:27.463	+0.024	16:02:07.806	5	1:28.239		15:54:55.870
6	1:27.574	+0.591	15:56:10.381	(76) Jukka-Pekka Ollikainen				6	1:29.574	+1.335	15:56:25.444
7	1:27.335	+0.352	15:57:37.716	1	1:29.938	+2.443	15:48:55.355	7	1:29.429	+1.190	15:57:54.873
8	1:27.381	+0.398	15:59:05.097	2	1:28.170	+0.675	15:50:23.525	8	1:28.618	+0.379	15:59:23.491
9	1:27.948	+0.965	16:00:33.045	3	1:28.070	+0.575	15:51:51.595	9	1:28.886	+0.647	16:00:52.377
10	1:28.027	+1.044	16:02:01.072	4	1:27.784	+0.289	15:53:19.379	10	1:28.633	+0.394	16:02:21.010
(23) Henri Tuomala				5	1:29.159	+1.664	15:54:48.538	(72) Viktor Vorobyev			
1	1:30.649	+3.765	15:48:54.940	6	1:27.757	+0.262	15:56:16.295	1	1:31.563	+2.946	15:48:59.325
2	1:27.770	+0.886	15:50:22.710	7	1:27.765	+0.270	15:57:44.060	2	1:29.141	+0.524	15:50:28.466
3	1:28.172	+1.288	15:51:50.882	8	1:27.495		15:59:11.555	3	1:28.901	+0.284	15:51:57.367
4	1:26.884		15:53:17.766	9	1:28.015	+0.520	16:00:39.570	4	1:28.956	+0.339	15:53:26.323
5	1:28.548	+1.664	15:54:46.314	10	1:28.419	+0.924	16:02:07.989	5	1:28.967	+0.350	15:54:55.290
6	1:27.153	+0.269	15:56:13.467	(35) Juha Laukkanen				6	1:30.078	+1.461	15:56:25.368
7	1:27.479	+0.595	15:57:40.946	1	1:31.318	+3.442	15:48:58.349	7	1:31.561	+2.944	15:57:56.929
8	1:26.887	+0.003	15:59:07.833	2	1:28.102	+0.226	15:50:26.451	8	1:28.617		15:59:25.546
9	1:26.961	+0.077	16:00:34.794	3	1:27.876		15:51:54.327	9	1:29.233	+0.616	16:00:54.779
10	1:26.938	+0.054	16:02:01.732	4	1:27.957	+0.081	15:53:22.284	10	1:29.995	+1.378	16:02:24.774
(82) Anssi Kumpula				5	1:28.329	+0.453	15:54:50.613	(112) Tony Aho			
1	1:30.528	+3.884	15:48:55.859	6	1:28.232	+0.356	15:56:18.845	1	1:31.652	+3.355	15:48:59.685
2	1:27.320	+0.676	15:50:23.179	7	1:28.383	+0.507	15:57:47.228	2	1:29.157	+0.860	15:50:28.842
3	1:28.146	+1.502	15:51:51.325	8	1:28.451	+0.575	15:59:15.679	3	1:30.144	+1.847	15:51:58.986
4	1:26.804	+0.160	15:53:18.129	9	1:28.084	+0.208	16:00:43.763	4	1:28.297		15:53:27.283
5	1:28.343	+1.699	15:54:46.472	10	1:28.504	+0.628	16:02:12.267	5	1:28.994	+0.697	15:54:56.277
6	1:27.627	+0.983	15:56:14.099	(45) Lauri Riekkola				6	1:29.426	+1.129	15:56:25.703
7	1:27.980	+1.336	15:57:42.079	1	1:31.787	+3.902	15:48:58.134	7	1:29.663	+1.366	15:57:55.366
8	1:26.644		15:59:08.723	2	1:28.909	+1.024	15:50:27.043	8	1:28.852	+0.555	15:59:24.218
9	1:26.705	+0.061	16:00:35.428	3	1:27.957	+0.072	15:51:55.000	9	1:29.839	+1.542	16:00:54.057
10	1:26.799	+0.155	16:02:02.227	4	1:27.885		15:53:22.885	10	1:31.005	+2.708	16:02:25.062
(52) Marko Kilpiä				5	1:28.661	+0.776	15:54:51.546	(13) Miikka Rihimaa			
1	1:30.129	+3.321	15:48:55.086	6	1:28.427	+0.542	15:56:19.973	1	1:32.787	+4.057	15:49:01.434
2	1:27.262	+0.454	15:50:22.348	7	1:27.957	+0.072	15:57:47.930	2	1:28.803	+0.073	15:50:30.237
3	1:28.109	+1.301	15:51:50.457	8	1:28.252	+0.367	15:59:16.182	3	1:29.409	+0.679	15:51:59.646
4	1:27.126	+0.318	15:53:17.583	9	1:28.026	+0.141	16:00:44.208	4	1:28.963	+0.233	15:53:28.609
				10	1:28.281	+0.396	16:02:12.489				

Chief of Timing & Scoring Mari Nieminen

Orbits

Race Director Juho Vuori

www.mylaps.com

Licensed to: Turun Special Cars Oy

FINRace

Legends

Alastaro Circuit 2,721 km

Legends Lähtö 3

13.7.2014 15:45

Race (10 Laps) started at 15:47:21

Lap	Lap Tm	Diff	Time of Day
5	1:28.730		15:54:57.339
6	1:28.884	+0.154	15:56:26.223
7	1:29.427	+0.697	15:57:55.650
8	1:29.073	+0.343	15:59:24.723
9	1:29.496	+0.766	16:00:54.219
10	1:31.408	+2.678	16:02:25.627

(93) Mika Hurin			
Lap	Lap Tm	Diff	Time of Day
1	1:33.848	+5.548	15:49:02.585
2	1:29.221	+0.921	15:50:31.806
3	1:29.017	+0.717	15:52:00.823
4	1:29.004	+0.704	15:53:29.827
5	1:28.382	+0.082	15:54:58.209
6	1:28.300		15:56:26.509
7	1:30.946	+2.646	15:57:57.455
8	1:28.668	+0.368	15:59:26.123
9	1:28.758	+0.458	16:00:54.881
10	1:30.781	+2.481	16:02:25.662

(77) Mikko Korpela			
Lap	Lap Tm	Diff	Time of Day
1	1:33.056	+4.288	15:49:01.955
2	1:29.338	+0.570	15:50:31.293
3	1:29.186	+0.418	15:52:00.479
4	1:28.768		15:53:29.247
5	1:28.808	+0.040	15:54:58.055
6	1:29.413	+0.645	15:56:27.468
7	1:30.339	+1.571	15:57:57.807
8	1:29.468	+0.700	15:59:27.275
9	1:29.582	+0.814	16:00:56.857
10	1:29.165	+0.397	16:02:26.022

(55) Markku Yliaho			
Lap	Lap Tm	Diff	Time of Day
1	1:32.475	+3.733	15:49:01.020
2	1:28.746	+0.004	15:50:29.766
3	1:29.571	+0.829	15:51:59.337
4	1:28.742		15:53:28.079
5	1:28.935	+0.193	15:54:57.014
6	1:29.043	+0.301	15:56:26.057
7	1:31.279	+2.537	15:57:57.336
8	1:29.440	+0.698	15:59:26.776
9	1:29.942	+1.200	16:00:56.718
10	1:29.800	+1.058	16:02:26.518

(79) Joni Nelimarkka			
Lap	Lap Tm	Diff	Time of Day
1	1:34.288	+5.409	15:49:02.530
2	1:30.016	+1.137	15:50:32.546
3	1:28.879		15:52:01.425
4	1:29.729	+0.850	15:53:31.154
5	1:30.464	+1.585	15:55:01.618
6	1:30.574	+1.695	15:56:32.192
7	1:31.040	+2.161	15:58:03.232
8	1:30.406	+1.527	15:59:33.638
9	1:29.337	+0.458	16:01:02.975
10	1:29.435	+0.556	16:02:32.410

(54) Sami Yli-Venna			
Lap	Lap Tm	Diff	Time of Day
1	1:33.171	+4.212	15:49:03.666
2	1:29.475	+0.516	15:50:33.141
3	1:29.068	+0.109	15:52:02.209
4	1:29.434	+0.475	15:53:31.643
5	1:29.726	+0.767	15:55:01.369
6	1:30.305	+1.346	15:56:31.674
7	1:31.321	+2.362	15:58:02.995
8	1:31.358	+2.399	15:59:34.353
9	1:30.121	+1.162	16:01:04.474
10	1:28.959		16:02:33.433

(41) Markus Viitamäki			
Lap	Lap Tm	Diff	Time of Day
1	1:33.566	+3.981	15:49:03.513
2	1:30.619	+1.034	15:50:34.132
3	1:29.888	+0.303	15:52:04.020
4	1:29.585		15:53:33.605
5	1:29.984	+0.399	15:55:03.589
6	1:30.517	+0.932	15:56:34.106
7	1:30.120	+0.535	15:58:04.226
8	1:31.734	+2.149	15:59:35.960
9	1:30.120	+0.535	16:01:06.080
10	1:30.177	+0.592	16:02:36.257

(73) Jouni Tölli			
Lap	Lap Tm	Diff	Time of Day
1	1:34.926	+4.857	15:49:04.200
2	1:30.853	+0.784	15:50:35.053
3	1:30.573	+0.504	15:52:05.626
4	1:30.069		15:53:35.695
5	1:30.394	+0.325	15:55:06.089
6	1:30.584	+0.515	15:56:36.673
7	1:30.538	+0.469	15:58:07.211
8	1:30.397	+0.328	15:59:37.608
9	1:30.477	+0.408	16:01:08.085
10	1:31.169	+1.100	16:02:39.254

(95) Leevi Suonpää			
Lap	Lap Tm	Diff	Time of Day
1	1:36.521	+6.254	15:49:05.835
2	1:31.583	+1.316	15:50:37.418
3	1:31.077	+0.810	15:52:08.495
4	1:30.357	+0.090	15:53:38.852
5	1:30.267		15:55:09.119
6	1:30.648	+0.381	15:56:39.767
7	1:30.658	+0.391	15:58:10.425
8	1:31.033	+0.766	15:59:41.458
9	1:31.003	+0.736	16:01:12.461
10	1:31.383	+1.116	16:02:43.844

(44) Esa Rintala			
Lap	Lap Tm	Diff	Time of Day
1	1:34.920	+4.446	15:49:05.048
2	1:32.088	+1.614	15:50:37.136
3	1:31.753	+1.279	15:52:08.889
4	1:31.002	+0.528	15:53:39.891
5	1:31.244	+0.770	15:55:11.135
6	1:31.341	+0.867	15:56:42.476
7	1:30.474		15:58:12.950
8	1:30.561	+0.087	15:59:43.511
9	1:30.874	+0.400	16:01:14.385
10	1:30.883	+0.409	16:02:45.268

(60) Samu-Petteri Koivunen			
Lap	Lap Tm	Diff	Time of Day
1	1:36.101	+5.451	15:49:06.459
2	1:31.658	+1.008	15:50:38.117
3	1:31.252	+0.602	15:52:09.369
4	1:31.424	+0.774	15:53:40.793
5	1:30.920	+0.270	15:55:11.713
6	1:30.995	+0.345	15:56:42.708
7	1:30.863	+0.213	15:58:13.571
8	1:30.883	+0.233	15:59:44.454
9	1:30.751	+0.101	16:01:15.205
10	1:30.650		16:02:45.855

(42) Mika Lipsanen			
Lap	Lap Tm	Diff	Time of Day
1	1:32.325	+2.813	15:49:00.698
2	1:30.190	+0.678	15:50:30.888
3	1:29.512		15:52:00.400
4	1:30.440	+0.928	15:53:30.840

Lap	Lap Tm	Diff	Time of Day
5	1:30.123	+0.611	15:55:00.963
6	1:30.997	+1.485	15:56:31.960
7	1:31.625	+2.113	15:58:03.585
8	1:43.235	+13.723	15:59:46.820
9	1:30.491	+0.979	16:01:17.311
10	1:29.778	+0.266	16:02:47.089

(11) Veijo Tolonen			
Lap	Lap Tm	Diff	Time of Day
1	1:36.913	+5.185	15:49:07.361
2	1:32.590	+0.862	15:50:39.951
3	1:31.728		15:52:11.679
4	1:32.029	+0.301	15:53:43.708
5	1:32.264	+0.536	15:55:15.972
6	1:32.726	+0.998	15:56:48.698
7	1:32.919	+1.191	15:58:21.617
8	1:31.882	+0.154	15:59:53.499
9	1:31.900	+0.172	16:01:25.399
10	1:31.785	+0.057	16:02:57.184

(66) Jyrki Petäjä			
Lap	Lap Tm	Diff	Time of Day
1	1:37.414	+5.832	15:49:08.395
2	1:32.468	+0.886	15:50:40.863
3	1:32.093	+0.511	15:52:12.956
4	1:31.582		15:53:44.538
5	1:32.078	+0.496	15:55:16.616
6	1:32.510	+0.928	15:56:49.126
7	1:32.213	+0.631	15:58:21.339
8	1:31.868	+0.286	15:59:53.207
9	1:31.959	+0.377	16:01:25.166
10	1:32.402	+0.820	16:02:57.568

(21) Sami Erkkilä			
Lap	Lap Tm	Diff	Time of Day
1	1:30.298	+2.684	15:48:56.353
2	1:27.614		15:50:23.967
3	1:27.798	+0.184	15:51:51.765
4	1:27.879	+0.265	15:53:19.644
5	1:28.577	+0.963	15:54:48.221
6	1:27.849	+0.235	15:56:16.070
7	1:27.745	+0.131	15:57:43.815
8	1:28.028	+0.414	15:59:11.843

(36) Jukka Nisula			
Lap	Lap Tm	Diff	Time of Day
1	1:36.075		15:49:06.949

Chief of Timing & Scoring Mari Nieminen

Orbits

Race Director Juho Vuori

www.mylaps.com

Licensed to: Turun Special Cars Oy

FINRace

Xtreme Race ja BMW 325i cup

Alastaro Circuit 2,721 km

Xtreme Race Lähtö 1

12.7.2014 11:30

Race (8 Laps) started at 11:36:46

Lap	Lap Tm	Diff	Time of Day
(5) Rantanen / Rantanen			
1	1:32.764	+4.489	11:38:20.264
2	1:28.356	+0.081	11:39:48.620
3	1:28.537	+0.262	11:41:17.157
4	1:28.441	+0.166	11:42:45.598
5	1:28.275		11:44:13.873
6	1:28.469	+0.194	11:45:42.342
7	1:28.508	+0.233	11:47:10.850
8	1:28.705	+0.430	11:48:39.555
(19) Holappa / Huhtala			
1	1:34.436	+6.313	11:38:21.052
2	1:28.582	+0.459	11:39:49.634
3	1:28.530	+0.407	11:41:18.164
4	1:28.468	+0.345	11:42:46.632
5	1:28.123		11:44:14.755
6	1:28.473	+0.350	11:45:43.228
7	1:28.325	+0.202	11:47:11.553
8	1:28.566	+0.443	11:48:40.119
(77) Juha Jokiaho			
1	1:35.298	+6.774	11:38:23.330
2	1:28.524		11:39:51.854
3	1:28.951	+0.427	11:41:20.805
4	1:28.873	+0.349	11:42:49.678
5	1:28.806	+0.282	11:44:18.484
6	1:28.848	+0.324	11:45:47.332
7	1:29.009	+0.485	11:47:16.341
8	1:29.323	+0.799	11:48:45.664
(11) Ville Sillankorva			
1	1:37.347	+8.932	11:38:25.992
2	1:28.643	+0.228	11:39:54.635
3	1:28.640	+0.225	11:41:23.275
4	1:28.415		11:42:51.690
5	1:28.673	+0.258	11:44:20.363
6	1:28.584	+0.169	11:45:48.947
7	1:28.827	+0.412	11:47:17.774
8	1:28.910	+0.495	11:48:46.684
(8) Kari Aarnio			
1	1:36.409	+7.729	11:38:26.176
2	1:29.084	+0.404	11:39:55.260
3	1:28.954	+0.274	11:41:24.214
4	1:28.680		11:42:52.894
5	1:28.860	+0.180	11:44:21.754
6	1:29.028	+0.348	11:45:50.782
7	1:28.683	+0.003	11:47:19.465
8	1:29.190	+0.510	11:48:48.655
(67) Kari Grönthal			
1	1:37.000	+7.746	11:38:26.693
2	1:30.087	+0.833	11:39:56.780
3	1:29.584	+0.330	11:41:26.364
4	1:30.205	+0.951	11:42:56.569
5	1:29.254		11:44:25.823
6	1:29.370	+0.116	11:45:55.193
7	1:29.499	+0.245	11:47:24.692
8	1:30.005	+0.751	11:48:54.697
(83) Jani Valli			
1	1:36.284	+6.998	11:38:26.407
2	1:29.953	+0.667	11:39:56.360
3	1:30.617	+1.331	11:41:26.977
4	1:30.148	+0.862	11:42:57.125

Lap	Lap Tm	Diff	Time of Day
5	1:29.286		11:44:26.411
6	1:29.384	+0.098	11:45:55.795
7	1:29.381	+0.095	11:47:25.176
8	1:29.994	+0.708	11:48:55.170
(33) Hannula / St. hl			
1	1:36.757	+7.338	11:38:27.249
2	1:29.935	+0.516	11:39:57.184
3	1:30.013	+0.594	11:41:27.197
4	1:30.173	+0.754	11:42:57.370
5	1:29.678	+0.259	11:44:27.048
6	1:29.558	+0.139	11:45:56.606
7	1:29.419		11:47:26.025
8	1:29.579	+0.160	11:48:55.604
(96) Työppönen / Grönthal			
1	1:40.647	+11.000	11:38:31.099
2	1:29.647		11:40:00.746
3	1:30.241	+0.594	11:41:30.987
4	1:29.918	+0.271	11:43:00.905
5	1:29.913	+0.266	11:44:30.818
6	1:29.992	+0.345	11:46:00.810
7	1:30.052	+0.405	11:47:30.862
8	1:30.388	+0.741	11:49:01.250
(27) Raitanen / Raitanen			
1	1:42.902	+13.685	11:38:32.367
2	1:31.535	+2.318	11:40:03.902
3	1:29.288	+0.071	11:41:33.190
4	1:29.397	+0.180	11:43:02.587
5	1:30.164	+0.947	11:44:32.751
6	1:29.217		11:46:01.968
7	1:29.237	+0.020	11:47:31.205
8	1:30.277	+1.060	11:49:01.482
(18) Vähämäki / Vähämäki			
1	1:44.402	+15.246	11:38:33.653
2	1:32.986	+3.830	11:40:06.639
3	1:29.185	+0.029	11:41:35.824
4	1:29.156		11:43:04.980
5	1:29.853	+0.697	11:44:34.833
6	1:30.079	+0.923	11:46:04.912
7	1:29.690	+0.534	11:47:34.602
8	1:30.095	+0.939	11:49:04.697
(69) Enar-Klaus KUNMAN			
1	1:36.630	+6.355	11:38:29.773
2	1:30.275		11:40:00.048
3	1:31.337	+1.062	11:41:31.385
4	1:30.743	+0.468	11:43:02.128
5	1:30.411	+0.136	11:44:32.539
6	1:32.914	+2.639	11:46:05.453
7	1:31.556	+1.281	11:47:37.009
8	1:31.340	+1.065	11:49:08.349
(95) Allan TIGANE			
1	1:40.148	+9.396	11:38:32.953
2	1:35.325	+4.573	11:40:08.278
3	1:31.355	+0.603	11:41:39.633
4	1:31.428	+0.676	11:43:11.061
5	1:32.060	+1.308	11:44:43.121
6	1:31.820	+1.068	11:46:14.941
7	1:30.752		11:47:45.693
8	1:31.464	+0.712	11:49:17.157
(99) Kren TUNDER			

Lap	Lap Tm	Diff	Time of Day
1	1:40.238	+9.333	11:38:33.628
2	1:35.585	+4.680	11:40:09.213
3	1:31.632	+0.727	11:41:40.845
4	1:31.623	+0.718	11:43:12.468
5	1:31.648	+0.743	11:44:44.116
6	1:31.914	+1.009	11:46:16.030
7	1:31.160	+0.255	11:47:47.190
8	1:30.905		11:49:18.095
(56) Ville Perälä			
1	1:40.977	+8.701	11:38:31.883
2	1:33.725	+1.449	11:40:05.608
3	1:32.469	+0.193	11:41:38.077
4	1:32.276		11:43:10.353
5	1:32.360	+0.084	11:44:42.713
6	1:33.726	+1.450	11:46:16.439
7	1:32.746	+0.470	11:47:49.185
8	1:32.883	+0.607	11:49:22.068
(72) Mikk MAATEN			
1	1:38.917	+8.669	11:38:31.577
2	1:40.653	+10.405	11:40:12.230
3	1:31.448	+1.200	11:41:43.678
4	1:32.323	+2.075	11:43:16.001
5	1:32.876	+2.628	11:44:48.877
6	1:31.553	+1.305	11:46:20.430
7	1:30.248		11:47:50.678
8	1:31.894	+1.646	11:49:22.572
(7) Dominic SERGO			
1	1:41.141	+9.020	11:38:34.550
2	1:36.929	+4.808	11:40:11.479
3	1:33.287	+1.166	11:41:44.766
4	1:32.121		11:43:16.887
5	1:32.509	+0.388	11:44:49.396
6	1:32.839	+0.718	11:46:22.235
7	1:32.577	+0.456	11:47:54.812
8	1:32.646	+0.525	11:49:27.458
(73) Gert JUGALA			
1	1:41.200	+8.540	11:38:36.010
2	1:37.208	+4.548	11:40:13.218
3	1:34.060	+1.400	11:41:47.278
4	1:32.660		11:43:19.938
5	1:32.998	+0.338	11:44:52.936
6	1:33.418	+0.758	11:46:26.354
7	1:34.607	+1.947	11:48:00.961
8	1:32.871	+0.211	11:49:33.832
(977) Kasmar TUNDER			
1	1:41.251	+7.778	11:38:35.455
2	1:35.781	+2.308	11:40:11.236
3	1:36.503	+3.030	11:41:47.739
4	1:33.777	+0.304	11:43:21.516
5	1:33.473		11:44:54.989
6	1:33.811	+0.338	11:46:28.800
7	1:34.555	+1.082	11:48:03.355
8	1:33.806	+0.333	11:49:37.161
(70) Margus PIHLAK			
1	1:40.702	+7.926	11:38:34.916
2	1:34.902	+2.126	11:40:09.818
3	1:32.976	+0.200	11:41:42.794
4	1:32.776		11:43:15.570
5	1:33.001	+0.225	11:44:48.571
6	1:35.157	+2.381	11:46:23.728

Chief of Timing & Scoring Mari Nieminen

Orbits

Race Director Juho Vuori

www.mylaps.com

Licensed to: Turun Special Cars Oy

FINRace

Xtreme Race ja BMW 325i cup

Alastaro Circuit 2,721 km

Xtreme Race Lähtö 1

12.7.2014 11:30

Race (8 Laps) started at 11:36:46

Lap	Lap Tm	Diff	Time of Day
7	1:46.235	+13.459	11:48:09.963
8	1:43.119	+10.343	11:49:53.082

Lap	Lap Tm	Diff	Time of Day
-----	--------	------	-------------

Lap	Lap Tm	Diff	Time of Day
-----	--------	------	-------------

FINRace

Xtreme Race ja BMW 325i cup

Alastaro Circuit 2,721 km

Xtreme Race Lähtö 2

12.7.2014 17:00

Race (8 Laps) started at 17:16:00

Lap	Lap Tm	Diff	Time of Day
(11) Ville Sillankorva			
1	1:31.547	+3.041	17:17:34.827
2	1:29.150	+0.644	17:19:03.977
3	1:28.506		17:20:32.483
4	1:28.815	+0.309	17:22:01.298
5	1:29.801	+1.295	17:23:31.099
6	1:29.442	+0.936	17:25:00.541
7	1:30.043	+1.537	17:26:30.584
8	1:29.544	+1.038	17:28:00.128
(27) Raitanen / Raitanen			
1	1:31.669	+2.932	17:17:34.282
2	1:28.943	+0.206	17:19:03.225
3	1:28.997	+0.260	17:20:32.222
4	1:28.737		17:22:00.959
5	1:29.733	+0.996	17:23:30.692
6	1:29.487	+0.750	17:25:00.179
7	1:31.318	+2.581	17:26:31.497
8	1:29.650	+0.913	17:28:01.147
(19) Holappa / Huhtala			
1	1:32.135	+3.374	17:17:35.186
2	1:29.076	+0.315	17:19:04.262
3	1:28.761		17:20:33.023
4	1:28.961	+0.200	17:22:01.984
5	1:29.207	+0.446	17:23:31.191
6	1:29.595	+0.834	17:25:00.786
7	1:30.889	+2.128	17:26:31.675
8	1:29.498	+0.737	17:28:01.173
(77) Juha Jokiaho			
1	1:32.685	+4.241	17:17:36.394
2	1:28.881	+0.437	17:19:05.275
3	1:28.929	+0.485	17:20:34.204
4	1:28.444		17:22:02.648
5	1:29.161	+0.717	17:23:31.809
6	1:29.771	+1.327	17:25:01.580
7	1:30.619	+2.175	17:26:32.199
8	1:29.961	+1.517	17:28:02.160
(67) Kari Grönthal			
1	1:32.432	+3.544	17:17:37.298
2	1:29.063	+0.175	17:19:06.361
3	1:28.946	+0.058	17:20:35.307
4	1:28.888		17:22:04.195
5	1:29.180	+0.292	17:23:33.375
6	1:29.790	+0.902	17:25:03.165
7	1:29.748	+0.860	17:26:32.913
8	1:29.792	+0.904	17:28:02.705
(5) Rantanen / Rantanen			
1	1:34.186	+5.559	17:17:38.405
2	1:28.940	+0.313	17:19:07.345
3	1:28.822	+0.195	17:20:36.167
4	1:28.627		17:22:04.794
5	1:28.967	+0.340	17:23:33.761
6	1:29.562	+0.935	17:25:03.323
7	1:31.247	+2.620	17:26:34.570
8	1:29.287	+0.660	17:28:03.857
(33) Hannula / St hl			
1	1:34.212	+5.532	17:17:39.323
2	1:28.749	+0.069	17:19:08.072
3	1:28.680		17:20:36.752
4	1:28.710	+0.030	17:22:05.462

Lap	Lap Tm	Diff	Time of Day
5	1:29.985	+1.305	17:23:35.447
6	1:29.101	+0.421	17:25:04.548
7	1:30.521	+1.841	17:26:35.069
8	1:29.809	+1.129	17:28:04.878
(97) Tomi Sundström			
1	1:34.710	+6.118	17:17:40.193
2	1:28.920	+0.328	17:19:09.113
3	1:28.859	+0.267	17:20:37.972
4	1:28.592		17:22:06.564
5	1:29.327	+0.735	17:23:35.891
6	1:29.375	+0.783	17:25:05.266
7	1:30.380	+1.788	17:26:35.646
8	1:30.113	+1.521	17:28:05.759
(18) Vähämäki / Vähämäki			
1	1:36.776	+7.807	17:17:41.277
2	1:29.583	+0.614	17:19:10.860
3	1:29.111	+0.142	17:20:39.971
4	1:28.969		17:22:08.940
5	1:29.197	+0.228	17:23:38.137
6	1:29.185	+0.216	17:25:07.322
7	1:29.904	+0.935	17:26:37.226
8	1:29.482	+0.513	17:28:06.708
(10) Jesse Oja			
1	1:35.050	+6.033	17:17:41.029
2	1:30.329	+1.312	17:19:11.358
3	1:29.017		17:20:40.375
4	1:29.025	+0.008	17:22:09.400
5	1:29.142	+0.125	17:23:38.542
6	1:29.183	+0.166	17:25:07.725
7	1:29.942	+0.925	17:26:37.667
8	1:29.778	+0.761	17:28:07.445
(8) Kari Aarnio			
1	1:35.042	+6.519	17:17:39.870
2	1:28.689	+0.166	17:19:08.559
3	1:28.726	+0.203	17:20:37.285
4	1:28.523		17:22:05.808
5	1:29.111	+0.588	17:23:34.919
6	1:28.897	+0.374	17:25:03.816
7	1:35.842	+7.319	17:26:39.658
8	1:29.678	+1.155	17:28:09.336
(96) Työppönen / Grönthal			
1	1:35.083	+5.667	17:17:42.051
2	1:30.079	+0.663	17:19:12.130
3	1:29.416		17:20:41.546
4	1:29.845	+0.429	17:22:11.391
5	1:30.032	+0.616	17:23:41.423
6	1:31.181	+1.765	17:25:12.604
7	1:30.028	+0.612	17:26:42.632
8	1:30.494	+1.078	17:28:13.126
(83) Jani Valli			
1	1:35.998	+6.535	17:17:41.661
2	1:31.542	+2.079	17:19:13.203
3	1:29.463		17:20:42.666
4	1:29.847	+0.384	17:22:12.513
5	1:29.773	+0.310	17:23:42.286
6	1:30.749	+1.286	17:25:13.035
7	1:30.071	+0.608	17:26:43.106
8	1:30.469	+1.006	17:28:13.575
(1) Harri Malvia			

Lap	Lap Tm	Diff	Time of Day
1	1:38.782	+9.392	17:17:40.920
2	1:31.820	+2.430	17:19:12.740
3	1:29.390		17:20:42.130
4	1:29.516	+0.126	17:22:11.646
5	1:30.067	+0.677	17:23:41.713
6	1:32.421	+3.031	17:25:14.134
7	1:29.542	+0.152	17:26:43.676
8	1:30.575	+1.185	17:28:14.251
(72) Mikk MAATEN			
1	1:35.410	+4.959	17:17:43.727
2	1:30.824	+0.373	17:19:14.551
3	1:30.602	+0.151	17:20:45.153
4	1:30.451		17:22:15.604
5	1:30.633	+0.182	17:23:46.237
6	1:30.781	+0.330	17:25:17.018
7	1:31.284	+0.833	17:26:48.302
8	1:30.855	+0.404	17:28:19.157
(69) Enar-Klaus KUNMAN			
1	1:35.554	+5.022	17:17:43.386
2	1:30.586	+0.054	17:19:13.972
3	1:32.069	+1.537	17:20:46.041
4	1:30.545	+0.013	17:22:16.586
5	1:30.532		17:23:47.118
6	1:31.223	+0.691	17:25:18.341
7	1:30.814	+0.282	17:26:49.155
8	1:31.403	+0.871	17:28:20.558
(95) Allan TIGANE			
1	1:36.346	+5.719	17:17:44.791
2	1:30.627		17:19:15.418
3	1:31.457	+0.830	17:20:46.875
4	1:31.012	+0.385	17:22:17.887
5	1:31.106	+0.479	17:23:48.993
6	1:31.600	+0.973	17:25:20.593
7	1:31.833	+1.206	17:26:52.426
8	1:32.423	+1.796	17:28:24.849
(56) Ville Perätalo			
1	1:38.204	+7.250	17:17:45.200
2	1:31.124	+0.170	17:19:16.324
3	1:31.365	+0.411	17:20:47.689
4	1:30.954		17:22:18.643
5	1:31.784	+0.830	17:23:50.427
6	1:31.977	+1.023	17:25:22.404
7	1:32.607	+1.653	17:26:55.011
8	1:33.423	+2.469	17:28:28.434
(99) Kren TUNDER			
1	1:36.836	+5.568	17:17:45.540
2	1:33.558	+2.290	17:19:19.098
3	1:31.628	+0.360	17:20:50.726
4	1:31.268		17:22:21.994
5	1:31.760	+0.492	17:23:53.754
6	1:31.706	+0.438	17:25:25.460
7	1:31.605	+0.337	17:26:57.065
8	1:31.889	+0.621	17:28:28.954
(7) Dominic SERGO			
1	1:36.604	+5.072	17:17:45.985
2	1:33.469	+1.937	17:19:19.454
3	1:32.096	+0.564	17:20:51.550
4	1:32.001	+0.469	17:22:23.551
5	1:31.532		17:23:55.083
6	1:32.122	+0.590	17:25:27.205

Chief of Timing & Scoring Mari Nieminen

Orbits

Race Director Juho Vuori

www.mylaps.com

Licensed to: Turun Special Cars Oy

FINRace

Xtreme Race ja BMW 325i cup

Alastaro Circuit 2,721 km

Xtreme Race Lähtö 2

12.7.2014 17:00

Race (8 Laps) started at 17:16:00

Lap	Lap Tm	Diff	Time of Day
7	1:32.421	+0.889	17:26:59.626
8	1:32.519	+0.987	17:28:32.145

(70) Margus PIHLAK

Lap	Lap Tm	Diff	Time of Day
1	1:37.367	+5.545	17:17:47.572
2	1:34.121	+2.299	17:19:21.693
3	1:33.139	+1.317	17:20:54.832
4	1:31.822		17:22:26.654
5	1:31.846	+0.024	17:23:58.500
6	1:32.933	+1.111	17:25:31.433
7	1:38.541	+6.719	17:27:09.974
8	1:33.359	+1.537	17:28:43.333

(73) Gert JUGALA

Lap	Lap Tm	Diff	Time of Day
1	1:37.373	+4.614	17:17:47.307
2	1:34.283	+1.524	17:19:21.590
3	1:34.169	+1.410	17:20:55.759
4	1:34.902	+2.143	17:22:30.661
5	1:32.759		17:24:03.420
6	1:33.514	+0.755	17:25:36.934
7	1:33.621	+0.862	17:27:10.555
8	1:33.549	+0.790	17:28:44.104

(977) Kasmar TUNDER

Lap	Lap Tm	Diff	Time of Day
1	1:37.682	+4.697	17:17:47.935
2	1:34.337	+1.352	17:19:22.272
3	1:34.184	+1.199	17:20:56.456
4	1:34.760	+1.775	17:22:31.216
5	1:33.227	+0.242	17:24:04.443
6	1:35.428	+2.443	17:25:39.871
7	1:33.679	+0.694	17:27:13.550
8	1:32.985		17:28:46.535

FINRace

Xtreme Race ja BMW 325i cup

Alastaro Circuit 2,721 km

Xtreme Race Lähtö 3

13.7.2014 13:45

Race started at 13:48:26

Lap	Lap Tm	Diff	Time of Day	Lap	Lap Tm	Diff	Time of Day	Lap	Lap Tm	Diff	Time of Day
(11) Ville Sillankorva				3	1:30.169	+0.934	13:53:02.757	7	1:29.641	+0.530	13:59:02.339
1	1:33.205	+4.160	13:50:02.887	4	1:29.235		13:54:31.992	8	1:29.705	+0.594	14:00:32.044
2	1:30.119	+1.074	13:51:33.006	5	1:29.678	+0.443	13:56:01.670	9	1:29.700	+0.589	14:02:01.744
3	1:29.335	+0.290	13:53:02.341	6	1:29.433	+0.198	13:57:31.103	10	1:29.973	+0.862	14:03:31.717
4	1:29.045		13:54:31.386	7	1:29.861	+0.626	13:59:00.964	11	1:30.832	+1.721	14:05:02.549
5	1:29.608	+0.563	13:56:00.994	8	1:29.883	+0.648	14:00:30.847	12	1:30.284	+1.173	14:06:32.833
6	1:29.372	+0.327	13:57:30.366	9	1:30.021	+0.786	14:02:00.868	13	1:30.287	+1.176	14:08:03.120
7	1:29.275	+0.230	13:58:59.641	10	1:30.430	+1.195	14:03:31.298	14	1:30.364	+1.253	14:09:33.484
8	1:29.412	+0.367	14:00:29.053	11	1:30.081	+0.846	14:05:01.379	15	3:06.033	+1.36922	14:12:39.517
9	1:29.438	+0.393	14:01:58.491	12	1:30.699	+1.464	14:06:32.078	16	1:30.332	+1.221	14:14:09.849
10	1:29.565	+0.520	14:03:28.056	13	1:30.149	+0.914	14:08:02.227	17	1:30.296	+1.185	14:15:40.145
11	1:29.546	+0.501	14:04:57.602	14	1:30.304	+1.069	14:09:32.531	18	1:30.033	+0.922	14:17:10.178
12	1:29.803	+0.758	14:06:27.405	15	3:03.647	+1:34.412	14:12:36.178	19	1:30.281	+1.170	14:18:40.459
13	1:29.922	+0.877	14:07:57.327	16	1:29.931	+0.696	14:14:06.109	20	1:30.094	+0.983	14:20:10.553
14	1:29.887	+0.842	14:09:27.214	17	1:29.935	+0.700	14:15:36.044	21	1:30.575	+1.464	14:21:41.128
15	1:29.641	+0.596	14:10:56.855	18	1:29.934	+0.699	14:17:05.978	22	1:31.334	+2.223	14:23:12.462
16	3:02.845	+1:33.800	14:13:59.700	19	1:30.325	+1.090	14:18:36.303	23	1:30.839	+1.728	14:24:43.301
17	1:29.523	+0.478	14:15:29.223	20	1:30.299	+1.064	14:20:06.602	24	1:30.971	+1.860	14:26:14.272
18	1:29.840	+0.795	14:16:59.063	21	1:30.228	+0.993	14:21:36.830	25	1:30.911	+1.800	14:27:45.183
19	1:29.661	+0.616	14:18:28.724	22	1:30.626	+1.391	14:23:07.456	26	1:30.630	+1.519	14:29:15.813
20	1:29.714	+0.669	14:19:58.438	23	1:30.325	+1.090	14:24:37.781	27	1:30.851	+1.740	14:30:46.664
21	1:29.817	+0.772	14:21:28.255	24	1:30.405	+1.170	14:26:08.186	28	1:31.079	+1.968	14:32:17.743
22	1:30.655	+1.610	14:22:58.910	25	1:30.445	+1.210	14:27:38.631	29	1:31.155	+2.044	14:33:48.898
23	1:29.846	+0.801	14:24:28.756	26	1:30.843	+1.608	14:29:09.474	(8) Kari Aarnio			
24	1:29.681	+0.636	14:25:58.437	27	1:30.528	+1.293	14:30:40.002	1	1:34.980	+5.604	13:50:06.066
25	1:29.910	+0.865	14:27:28.347	28	1:30.454	+1.219	14:32:10.456	2	1:30.512	+1.136	13:51:36.578
26	1:30.077	+1.032	14:28:58.424	29	1:30.955	+1.720	14:33:41.411	3	1:30.374	+0.998	13:53:06.952
27	1:29.971	+0.926	14:30:28.395	(5) Rantanen / Rantanen				4	1:29.376		13:54:36.328
28	1:30.148	+1.103	14:31:58.543	1	1:34.038	+4.681	13:50:04.358	5	1:30.806	+1.430	13:56:07.134
29	1:30.161	+1.116	14:33:28.704	2	1:30.419	+1.062	13:51:34.777	6	1:30.519	+1.143	13:57:37.653
(19) Holappa / Huhtala				3	1:29.752	+0.395	13:53:04.529	7	1:30.098	+0.722	13:59:07.751
1	1:34.369	+5.252	13:50:04.873	4	1:29.357		13:54:33.886	8	1:30.418	+1.042	14:00:38.169
2	1:30.453	+1.336	13:51:35.326	5	1:30.408	+1.051	13:56:04.294	9	1:30.413	+1.037	14:02:08.582
3	1:29.523	+0.406	13:53:04.849	6	1:30.902	+1.545	13:57:35.196	10	1:30.000	+0.624	14:03:38.582
4	1:29.690	+0.573	13:54:34.539	7	1:30.553	+1.196	13:59:05.749	11	1:30.171	+0.795	14:05:08.753
5	1:30.725	+1.608	13:56:05.264	8	1:30.078	+0.721	14:00:35.827	12	1:30.528	+1.152	14:06:39.281
6	1:29.533	+0.416	13:57:34.797	9	1:29.553	+0.196	14:02:05.380	13	1:30.577	+1.201	14:08:09.858
7	1:29.626	+0.509	13:59:04.423	10	1:29.723	+0.366	14:03:35.103	14	1:30.778	+1.402	14:09:40.636
8	1:29.117		14:00:33.540	11	1:29.562	+0.205	14:05:04.665	15	3:04.671	+1:35.295	14:12:45.307
9	1:29.181	+0.064	14:02:02.721	12	1:29.914	+0.557	14:06:34.579	16	1:30.214	+0.838	14:14:15.521
10	1:29.478	+0.361	14:03:32.199	13	1:29.897	+0.540	14:08:04.476	17	1:29.994	+0.618	14:15:45.515
11	1:29.677	+0.560	14:05:01.876	14	1:29.866	+0.509	14:09:34.342	18	1:30.013	+0.637	14:17:15.528
12	1:29.473	+0.356	14:06:31.349	15	1:30.579	+1.222	14:11:04.921	19	1:30.161	+0.785	14:18:45.689
13	1:29.565	+0.448	14:08:00.914	16	1:29.919	+0.562	14:12:34.840	20	1:32.750	+3.374	14:20:18.439
14	1:29.733	+0.616	14:09:30.647	17	3:03.101	+1:33.744	14:15:37.941	21	1:30.287	+0.911	14:21:48.726
15	3:03.311	+1:34.194	14:12:33.958	18	1:30.027	+0.670	14:17:07.968	22	1:30.464	+1.088	14:23:19.190
16	1:29.750	+0.633	14:14:03.708	19	1:29.929	+0.572	14:18:37.897	23	1:30.147	+0.771	14:24:49.337
17	1:29.767	+0.650	14:15:33.475	20	1:30.067	+0.710	14:20:07.964	24	1:30.357	+0.981	14:26:19.694
18	1:29.719	+0.602	14:17:03.194	21	1:30.157	+0.800	14:21:38.121	25	1:30.414	+1.038	14:27:50.108
19	1:29.848	+0.731	14:18:33.042	22	1:30.546	+1.189	14:23:08.667	26	1:30.335	+0.959	14:29:20.443
20	1:29.843	+0.726	14:20:02.885	23	1:30.382	+1.025	14:24:39.049	27	1:30.652	+1.276	14:30:51.095
21	1:29.598	+0.481	14:21:32.483	24	1:30.968	+1.611	14:26:10.017	28	1:30.291	+0.915	14:32:21.386
22	1:30.079	+0.962	14:23:02.562	25	1:30.498	+1.141	14:27:40.515	29	1:30.717	+1.341	14:33:52.103
23	1:30.359	+1.242	14:24:32.921	26	1:30.305	+0.948	14:29:10.820	(10) Jesse Oja			
24	1:29.429	+0.312	14:26:02.350	27	1:30.873	+1.516	14:30:41.693	1	1:35.851	+6.026	13:50:07.186
25	1:29.927	+0.810	14:27:32.277	28	1:30.394	+1.037	14:32:12.087	2	1:30.777	+0.952	13:51:37.963
26	1:30.043	+0.926	14:29:02.320	29	1:31.009	+1.652	14:33:43.096	3	1:30.600	+0.775	13:53:08.563
27	1:30.028	+0.911	14:30:32.348	(77) Juha Jokiaho				4	1:30.276	+0.451	13:54:38.839
28	1:30.169	+1.052	14:32:02.517	1	1:34.197	+5.086	13:50:03.791	5	1:31.976	+2.151	13:56:10.815
29	1:30.206	+1.089	14:33:32.723	2	1:30.438	+1.327	13:51:34.229	6	1:30.494	+0.669	13:57:41.309
(97) Tomi Sundström				3	1:29.749	+0.638	13:53:03.978	7	1:30.071	+0.246	13:59:11.380
1	1:33.740	+4.505	13:50:02.067	4	1:29.111		13:54:33.089	8	1:30.177	+0.352	14:00:41.557
2	1:30.521	+1.286	13:51:32.588	5	1:29.908	+0.797	13:56:02.997	9	1:30.441	+0.616	14:02:11.998
				6	1:29.701	+0.590	13:57:32.698	10	1:30.287	+0.462	14:03:42.285

Chief of Timing & Scoring Mari Nieminen

Orbits

Race Director Juho Vuori

www.mylaps.com

Licensed to: Turun Special Cars Oy

FINRace


Xtreme Race ja BMW 325i cup

Alastaro Circuit 2,721 km

Xtreme Race Lähtö 3

13.7.2014 13:45

Race started at 13:48:26



Lap	Lap Tm	Diff	Time of Day	Lap	Lap Tm	Diff	Time of Day	Lap	Lap Tm	Diff	Time of Day
27	1:33.942	+1.679	14:32:04.972	3	1:33.179	+1.321	13:53:15.140	10	1:29.621	+0.442	14:03:27.452
28	1:33.848	+1.585	14:33:38.820	4	1:55.689	+23.831	13:55:10.829	11	1:29.632	+0.453	14:04:57.084
(73) Gert JUGALA				5	1:31.975	+0.117	13:56:42.804	12	1:29.719	+0.540	14:06:26.803
1	1:35.361	+3.117	13:50:11.319	6	1:32.562	+0.704	13:58:15.366	13	1:29.488	+0.309	14:07:56.291
2	1:33.360	+1.116	13:51:44.679	7	1:32.008	+0.150	13:59:47.374	14	1:29.737	+0.558	14:09:26.028
3	1:34.249	+2.005	13:53:18.928	8	1:32.133	+0.275	14:01:19.507	15	3:02.936	+1:33.757	14:12:28.964
4	1:34.467	+2.223	13:54:53.395	9	1:32.556	+0.698	14:02:52.063	16	1:30.801	+1.622	14:13:59.765
5	1:34.694	+2.450	13:56:28.089	10	1:32.161	+0.303	14:04:24.224	17	1:30.373	+1.194	14:15:30.138
6	1:33.353	+1.109	13:58:01.442	11	1:31.858		14:05:56.082	18	1:30.489	+1.310	14:17:00.627
7	1:33.363	+1.119	13:59:34.805	12	1:32.264	+0.406	14:07:28.346	19	1:30.480	+1.301	14:18:31.107
8	1:33.078	+0.834	14:01:07.883	13	3:10.320	+1:38.462	14:10:38.666	20	1:30.156	+0.977	14:20:01.263
9	1:33.049	+0.805	14:02:40.932	14	1:32.649	+0.791	14:12:11.315	21	1:30.493	+1.314	14:21:31.756
10	1:33.837	+1.593	14:04:14.769	15	1:32.940	+1.082	14:13:44.255	(27) Raitanen / Raitanen			
11	1:33.295	+1.051	14:05:48.064	16	1:32.190	+0.332	14:15:16.445	1	1:34.329	+5.048	13:50:03.566
12	1:32.807	+0.563	14:07:20.871	17	1:32.392	+0.534	14:16:48.837	2	1:30.075	+0.794	13:51:33.641
13	1:33.124	+0.880	14:08:53.995	18	1:33.047	+1.189	14:18:21.884	3	1:29.775	+0.494	13:53:03.416
14	1:34.240	+1.996	14:10:28.235	19	1:57.768	+25.910	14:20:19.652	4	1:29.281		13:54:32.697
15	3:16.581	+1:44.337	14:13:44.816	20	1:39.203	+7.345	14:21:58.855	5	1:31.223	+1.942	13:56:03.920
16	1:32.994	+0.750	14:15:17.810	21	1:32.933	+1.075	14:23:31.788	6	1:30.645	+1.364	13:57:34.565
17	1:32.244		14:16:50.054	22	1:35.015	+3.157	14:25:06.803	7	1:30.832	+1.551	13:59:05.397
18	1:32.379	+0.135	14:18:22.433	23	1:33.393	+1.535	14:26:40.196	8	1:32.069	+2.788	14:00:37.466
19	1:32.476	+0.232	14:19:54.909	24	1:33.312	+1.454	14:28:13.508	9	1:54.392	+25.111	14:02:31.858
20	1:32.803	+0.559	14:21:27.712	25	1:33.440	+1.582	14:29:46.948	10	1:32.542	+3.261	14:04:04.400
21	1:32.961	+0.717	14:23:00.673	26	1:34.320	+2.462	14:31:21.268	11	1:31.016	+1.735	14:05:35.416
22	1:32.876	+0.632	14:24:33.549	27	1:34.572	+2.714	14:32:55.840	12	1:30.901	+1.620	14:07:06.317
23	1:32.267	+0.023	14:26:05.816	28	1:40.309	+8.451	14:34:36.149	13	1:30.903	+1.622	14:08:37.220
24	1:32.423	+0.179	14:27:38.239	(70) Margus PIHLAK				14	3:04.975	+1:35.694	14:11:42.195
25	1:34.319	+2.075	14:29:12.558	1	1:36.952	+4.218	13:50:12.874	15	1:31.243	+1.962	14:13:13.438
26	1:32.760	+0.516	14:30:45.318	2	1:32.734		13:51:45.608	16	1:30.642	+1.361	14:14:44.080
27	1:33.715	+1.471	14:32:19.033	3	1:33.689	+0.955	13:53:19.297	17	1:30.952	+1.671	14:16:15.032
28	1:32.591	+0.347	14:33:51.624	4	1:33.119	+0.385	13:54:52.416	18	1:31.013	+1.732	14:17:46.045
(977) Kasmar TUNDER				5	1:46.130	+13.396	13:56:38.546	19	1:30.570	+1.289	14:19:16.615
1	1:35.884	+3.599	13:50:12.124	6	1:38.595	+5.861	13:58:17.141	20	1:30.810	+1.529	14:20:47.425
2	1:32.934	+0.649	13:51:45.058	7	1:43.080	+10.346	14:00:00.221	(67) Kari Grönthal			
3	1:32.875	+0.590	13:53:17.933	8	1:37.551	+4.817	14:01:37.772	1	1:34.045	+4.451	13:50:05.529
4	1:32.285		13:54:50.218	9	1:37.122	+4.388	14:03:14.894	2	1:30.721	+1.127	13:51:36.250
5	1:33.405	+1.120	13:56:23.623	10	1:36.570	+3.836	14:04:51.464	3	1:30.155	+0.561	13:53:06.405
6	1:32.642	+0.357	13:57:56.265	11	1:45.219	+12.485	14:06:36.683	4	1:29.594		13:54:35.999
7	1:32.512	+0.227	13:59:28.777	12	1:47.431	+14.697	14:08:24.114	5	1:30.844	+1.250	13:56:06.843
8	1:32.724	+0.439	14:01:01.501	13	1:37.898	+5.164	14:10:02.012	6	1:30.299	+0.705	13:57:37.142
9	1:32.687	+0.402	14:02:34.188	14	1:37.642	+4.908	14:11:39.654	7	1:30.303	+0.709	13:59:07.445
10	1:33.498	+1.213	14:04:07.686	15	3:33.483	+2:00.749	14:15:13.137	8	1:30.311	+0.717	14:00:37.756
11	1:32.707	+0.422	14:05:40.393	16	1:39.712	+6.978	14:16:52.849	9	1:30.381	+0.787	14:02:08.137
12	1:33.592	+1.307	14:07:13.985	17	1:40.233	+7.499	14:18:33.082	10	1:29.900	+0.306	14:03:38.037
13	1:33.713	+1.428	14:08:47.698	18	1:41.464	+8.730	14:20:14.546	11	1:30.388	+0.794	14:05:08.425
14	1:34.838	+2.553	14:10:22.536	19	1:39.808	+7.074	14:21:54.354	12	1:30.424	+0.830	14:06:38.849
15	3:15.377	+1:43.092	14:13:37.913	20	1:37.306	+4.572	14:23:31.660	13	1:30.599	+1.005	14:08:09.448
16	1:33.184	+0.899	14:15:11.097	21	1:39.899	+7.165	14:25:11.559	14	1:30.862	+1.268	14:09:40.310
17	1:33.427	+1.142	14:16:44.524	22	1:36.743	+4.009	14:26:48.302	15	1:31.157	+1.563	14:11:11.467
18	1:33.573	+1.288	14:18:18.097	23	1:36.891	+4.157	14:28:25.193	16	1:30.722	+1.128	14:12:42.189
19	1:34.035	+1.750	14:19:52.132	24	1:37.353	+4.619	14:30:02.546	17	3:01.286	+1:31.692	14:15:43.475
20	1:33.867	+1.582	14:21:25.999	25	1:37.798	+5.064	14:31:40.344	18	1:29.776	+0.182	14:17:13.251
21	1:36.051	+3.766	14:23:02.050	26	1:37.028	+4.294	14:33:17.372	19	1:30.336	+0.742	14:18:43.587
22	1:35.383	+3.096	14:24:37.433	27	1:37.416	+4.682	14:34:54.788	(18) Vähämäki / Vähämäki			
23	1:34.793	+2.508	14:26:12.226	1	1:33.712	+4.533	13:50:02.510	1	1:34.985	+3.127	13:50:09.699
24	1:35.457	+3.172	14:27:47.683	2	1:29.377	+0.198	13:51:31.887	2	1:32.262	+0.404	13:51:41.961
25	1:34.952	+2.667	14:29:22.635	3	1:29.849	+0.670	13:53:01.736	(99) Kren TUNDER			
26	1:36.189	+3.904	14:30:58.824	4	1:29.179		13:54:30.915	1	1:34.985	+3.127	13:50:09.699
27	1:35.129	+2.844	14:32:33.953	5	1:29.395	+0.216	13:56:00.310	2	1:32.262	+0.404	13:51:41.961
28	1:41.384	+9.099	14:34:15.337	6	1:29.476	+0.297	13:57:29.786				
				7	1:29.274	+0.095	13:58:59.060				
				8	1:29.370	+0.191	14:00:28.430				
				9	1:29.401	+0.222	14:01:57.831				

Chief of Timing & Scoring Mari Nieminen

Orbits

Race Director Juho Vuori

www.mylaps.com

Licensed to: Turun Special Cars Oy

FINRace

GT ja Touring Car

Alastaro Circuit 2,721 km

Touring Car Lähtö 1

13.7.2014 12:45

Race (12 Laps) started at 12:45:42

Lap	Lap Tm	Diff	Time of Day
(67) Ronnie Westman			
1	1:35.568	+4.980	12:47:20.967
2	1:30.588		12:48:51.555
3	1:30.964	+0.376	12:50:22.519
4	1:31.249	+0.661	12:51:53.768
5	1:31.703	+1.115	12:53:25.471
6	1:31.197	+0.609	12:54:56.668
7	1:31.657	+1.069	12:56:28.325
8	1:31.581	+0.993	12:57:59.906
9	1:31.537	+0.949	12:59:31.443
10	1:31.504	+0.916	13:01:02.947
11	1:32.236	+1.648	13:02:35.183
12	1:32.033	+1.445	13:04:07.216

Lap	Lap Tm	Diff	Time of Day
(138) Kimmo Luoto			
1	1:37.444	+5.083	12:47:24.102
2	1:32.361		12:48:56.463
3	1:32.684	+0.323	12:50:29.147
4	1:32.707	+0.346	12:52:01.854
5	1:34.057	+1.696	12:53:35.911
6	1:33.701	+1.340	12:55:09.612
7	1:34.544	+2.183	12:56:44.156
8	1:34.818	+2.457	12:58:18.974
9	1:35.271	+2.910	12:59:54.245
10	1:34.384	+2.023	13:01:28.629
11	1:34.200	+1.839	13:03:02.829
12	1:35.694	+3.333	13:04:38.523

Lap	Lap Tm	Diff	Time of Day
(30) Jukka Pietilä			
1	1:36.153	+2.723	12:47:22.476
2	1:57.963	+24.533	12:49:20.439
3	1:33.430		12:50:53.869
4	1:33.615	+0.185	12:52:27.484
5	1:34.069	+0.639	12:54:01.553
6	1:33.952	+0.522	12:55:35.505
7	1:34.098	+0.668	12:57:09.603
8	1:33.847	+0.417	12:58:43.450
9	1:34.145	+0.715	13:00:17.595
10	1:34.124	+0.694	13:01:51.719
11	1:33.740	+0.310	13:03:25.459
12	1:33.916	+0.486	13:04:59.375

Lap	Lap Tm	Diff	Time of Day
(40) Juha Sintovaara			
1	1:37.187	+5.391	12:47:23.378
2	1:31.796		12:48:55.174
3	1:31.918	+0.122	12:50:27.092
4	1:33.498	+1.702	12:52:00.590
5	2:51.747	+1:19.951	12:54:52.337
6	1:54.960	+23.164	12:56:47.297
7	1:46.861	+15.065	12:58:34.158
8	1:54.141	+22.345	13:00:28.299
9	1:46.659	+14.863	13:02:14.958
10	1:33.836	+2.040	13:03:48.794
11	1:32.169	+0.373	13:05:20.963

Chief of Timing & Scoring Mari Nieminen

Orbits

Race Director Juho Vuori

www.mylaps.com

Licensed to: Turun Special Cars Oy

FINRace


GT ja Touring Car

Alastaro Circuit 2,721 km

Touring Car Lähtö 2

13.7.2014 16:15

Race (12 Laps) started at 16:15:19



Lap	Lap Tm	Diff	Time of Day
(67) Ronnie Westman			
1	1:36.165	+4.662	16:16:58.328
2	1:31.517	+0.014	16:18:29.845
3	1:31.925	+0.422	16:20:01.770
4	1:32.442	+0.939	16:21:34.212
5	1:32.043	+0.540	16:23:06.255
6	1:31.742	+0.239	16:24:37.997
7	1:31.503		16:26:09.500
8	1:31.913	+0.410	16:27:41.413
9	1:32.592	+1.089	16:29:14.005
10	1:33.223	+1.720	16:30:47.228
11	1:33.264	+1.761	16:32:20.492
12	1:33.573	+2.070	16:33:54.065

Lap	Lap Tm	Diff	Time of Day
(40) Juha Siintovaara			
1	1:37.797	+5.657	16:17:00.602
2	1:32.619	+0.479	16:18:33.221
3	1:32.891	+0.751	16:20:06.112
4	1:33.737	+1.597	16:21:39.849
5	1:33.400	+1.260	16:23:13.249
6	1:33.098	+0.958	16:24:46.347
7	1:32.159	+0.019	16:26:18.506
8	1:32.460	+0.320	16:27:50.966
9	1:32.299	+0.159	16:29:23.265
10	1:32.140		16:30:55.405
11	1:32.739	+0.599	16:32:28.144
12	1:33.226	+1.086	16:34:01.370

Lap	Lap Tm	Diff	Time of Day
(138) Kimmo Luoto			
1	1:38.201	+6.160	16:17:01.517
2	1:33.394	+1.353	16:18:34.911
3	1:33.323	+1.282	16:20:08.234
4	1:33.160	+1.119	16:21:41.394
5	1:33.264	+1.223	16:23:14.658
6	1:32.615	+0.574	16:24:47.273
7	1:32.396	+0.355	16:26:19.669
8	1:32.559	+0.518	16:27:52.228
9	1:32.210	+0.169	16:29:24.438
10	1:32.041		16:30:56.479
11	1:33.614	+1.573	16:32:30.093
12	1:33.320	+1.279	16:34:03.413

Lap	Lap Tm	Diff	Time of Day
(30) Jukka Pietilä			
1	1:38.404	+6.101	16:17:01.910
2	1:33.432	+1.129	16:18:35.342
3	1:33.551	+1.248	16:20:08.893
4	1:33.283	+0.980	16:21:42.176
5	1:33.014	+0.711	16:23:15.190
6	1:32.808	+0.505	16:24:47.998
7	1:32.303		16:26:20.301
8	1:32.953	+0.650	16:27:53.254
9	1:33.049	+0.746	16:29:26.303
10	1:33.228	+0.925	16:30:59.531
11	1:34.419	+2.116	16:32:33.950

Chief of Timing & Scoring Mari Nieminen

Orbits

Race Director Juho Vuori

www.mylaps.com

Licensed to: Turun Special Cars Oy

FINRace

V8 Thundercars

Alastaro Circuit 2,721 km

Camaro Lähtö 1

12.7.2014 14:30

Race (10 Laps) started at 14:39:30

Lap	Lap Tm	Diff	Time of Day
(30) Jari Nurminen			
1	1:21.612	+2.527	14:40:53.576
2	1:20.401	+1.316	14:42:13.977
3	1:20.052	+0.967	14:43:34.029
4	1:19.416	+0.331	14:44:53.445
5	1:19.463	+0.378	14:46:12.908
6	1:19.326	+0.241	14:47:32.234
7	1:19.085		14:48:51.319
8	1:19.159	+0.074	14:50:10.478
9	1:19.483	+0.398	14:51:29.961
10	1:19.741	+0.656	14:52:49.702

Lap	Lap Tm	Diff	Time of Day
(99) Toni Lähteenmäki			
1	1:22.241	+3.065	14:40:54.268
2	1:20.706	+1.530	14:42:14.974
3	1:19.980	+0.804	14:43:34.954
4	1:19.818	+0.642	14:44:54.772
5	1:19.444	+0.268	14:46:14.216
6	1:19.511	+0.335	14:47:33.727
7	1:19.176		14:48:52.903
8	1:19.325	+0.149	14:50:12.228
9	1:19.493	+0.317	14:51:31.721
10	1:19.708	+0.532	14:52:51.429

Lap	Lap Tm	Diff	Time of Day
(50) Janel Numinen			
1	1:22.599	+3.042	14:40:54.852
2	1:20.552	+0.995	14:42:15.404
3	1:19.926	+0.369	14:43:35.330
4	1:19.904	+0.347	14:44:55.234
5	1:19.664	+0.107	14:46:14.898
6	1:19.962	+0.405	14:47:34.860
7	1:19.557		14:48:54.417
8	1:19.957	+0.400	14:50:14.374
9	1:20.056	+0.499	14:51:34.430
10	1:20.646	+1.089	14:52:55.076

Lap	Lap Tm	Diff	Time of Day
(22) Raimo Kesseli			
1	1:23.662	+2.823	14:40:55.980
2	1:21.115	+0.276	14:42:17.095
3	1:20.839		14:43:37.934
4	1:21.736	+0.897	14:44:59.670
5	1:21.067	+0.228	14:46:20.737
6	1:20.990	+0.151	14:47:41.727
7	1:21.189	+0.350	14:49:02.916
8	1:21.279	+0.440	14:50:24.195
9	1:21.168	+0.329	14:51:45.363
10	1:22.314	+1.475	14:53:07.677

Lap	Lap Tm	Diff	Time of Day
(58) Raivo Hääl			
1	1:26.886	+4.977	14:40:59.904
2	1:23.139	+1.230	14:42:23.043
3	1:23.479	+1.570	14:43:46.522
4	1:24.446	+2.537	14:45:10.968
5	1:23.379	+1.470	14:46:34.347
6	1:22.472	+0.563	14:47:56.819
7	1:22.290	+0.381	14:49:19.109
8	1:21.909		14:50:41.018
9	1:22.022	+0.113	14:52:03.040
10	1:22.150	+0.241	14:53:25.190

Lap	Lap Tm	Diff	Time of Day
(44) Janne Koikkabinen			
1	1:25.547	+3.868	14:40:58.216
2	1:22.923	+1.244	14:42:21.139
3	1:24.414	+2.735	14:43:45.553
4	1:24.873	+3.194	14:45:10.426

Lap	Lap Tm	Diff	Time of Day
5	1:24.702	+3.023	14:46:35.128
6	1:23.139	+1.460	14:47:58.267
7	1:22.047	+0.368	14:49:20.314
8	1:21.742	+0.063	14:50:42.056
9	1:21.679		14:52:03.735
10	1:22.147	+0.468	14:53:25.882

Lap	Lap Tm	Diff	Time of Day
(55) Antti Punkari			
1	1:27.750	+3.483	14:41:00.788
2	1:30.703	+6.436	14:42:31.491
3	1:24.267		14:43:55.758
4	1:24.959	+0.692	14:45:20.717
5	1:25.339	+1.072	14:46:46.056
6	1:24.526	+0.259	14:48:10.582
7	1:25.201	+0.934	14:49:35.783
8	1:26.764	+2.497	14:51:02.547
9	1:25.919	+1.652	14:52:28.466
10	1:28.502	+4.235	14:53:56.968

Lap	Lap Tm	Diff	Time of Day
(33) Juha Mikkonen			
1	1:26.633	+3.989	14:40:59.374
2	1:22.644		14:42:22.018

Chief of Timing & Scoring Mari Nieminen

Orbits

Race Director Juho Vuori

www.mylaps.com

Licensed to: Turun Special Cars Oy

FINRace

V8 Thundercars

Alastaro Circuit 2,721 km

Camaro Lähtö 2

13.7.2014 15:15

Race (10 Laps) started at 15:12:58

Lap	Lap Tm	Diff	Time of Day
(30) Jari Nurminen			
1	1:23.440	+2.944	15:14:23.857
2	1:21.450	+0.954	15:15:45.307
3	1:21.315	+0.819	15:17:06.622
4	1:20.578	+0.082	15:18:27.200
5	1:21.520	+1.024	15:19:48.720
6	1:21.058	+0.562	15:21:09.778
7	1:20.540	+0.044	15:22:30.318
8	1:20.496		15:23:50.814
9	1:20.617	+0.121	15:25:11.431
10	1:21.283	+0.787	15:26:32.714

Lap	Lap Tm	Diff	Time of Day
(22) Raimo Kesseli			
1	1:25.014	+3.701	15:14:25.737
2	1:21.852	+0.539	15:15:47.589
3	1:21.313		15:17:08.902
4	1:21.831	+0.518	15:18:30.733
5	1:22.470	+1.157	15:19:53.203
6	1:22.178	+0.865	15:21:15.381
7	1:21.563	+0.250	15:22:36.944
8	1:22.122	+0.809	15:23:59.066
9	1:22.486	+1.173	15:25:21.552
10	1:22.311	+0.998	15:26:43.863

Lap	Lap Tm	Diff	Time of Day
(99) Toni Lähteenmäki			
1	1:23.836	+3.090	15:14:24.242
2	1:21.682	+0.936	15:15:45.924
3	1:21.278	+0.532	15:17:07.202
4	1:20.746		15:18:27.948
5	1:37.867	+17.121	15:20:05.815
6	1:22.187	+1.441	15:21:28.002
7	1:22.078	+1.332	15:22:50.080
8	1:22.769	+2.023	15:24:12.849
9	1:22.755	+2.009	15:25:35.604
10	1:23.684	+2.938	15:26:59.288

Lap	Lap Tm	Diff	Time of Day
(58) Raivo Hääl			
1	1:29.940	+6.393	15:14:31.126
2	1:23.981	+0.434	15:15:55.107
3	1:24.123	+0.576	15:17:19.230
4	1:23.793	+0.246	15:18:43.023
5	1:25.461	+1.914	15:20:08.484
6	1:23.632	+0.085	15:21:32.116
7	1:23.547		15:22:55.663
8	1:23.840	+0.293	15:24:19.503
9	1:24.789	+1.242	15:25:44.292
10	1:24.230	+0.683	15:27:08.522

Lap	Lap Tm	Diff	Time of Day
(55) Antti Punkari			
1	1:28.384	+4.491	15:14:29.855
2	1:24.244	+0.351	15:15:54.099
3	1:24.352	+0.459	15:17:18.451
4	1:23.986	+0.093	15:18:42.437
5	1:24.829	+0.936	15:20:07.266
6	1:24.354	+0.461	15:21:31.620
7	1:24.765	+0.872	15:22:56.385
8	1:24.629	+0.736	15:24:21.014
9	1:23.893		15:25:44.907
10	1:23.976	+0.083	15:27:08.883

Lap	Lap Tm	Diff	Time of Day
(44) Janne Koikkalainen			
1	1:40.909	+18.123	15:14:42.046
2	1:26.190	+3.404	15:16:08.236
3	1:24.718	+1.932	15:17:32.954
4	1:24.550	+1.764	15:18:57.504

Lap	Lap Tm	Diff	Time of Day
5	1:24.519	+1.733	15:20:22.023
6	1:23.561	+0.775	15:21:45.584
7	1:23.888	+1.102	15:23:09.472
8	1:22.786		15:24:32.258
9	1:23.447	+0.661	15:25:55.705
10	1:24.016	+1.230	15:27:19.721

Lap	Lap Tm	Diff	Time of Day
(33) Juha Mikkonen			
1	1:30.830	+7.796	15:14:32.629
2	1:38.630	+15.596	15:16:11.259
3	1:24.380	+1.346	15:17:35.639
4	1:24.401	+1.367	15:19:00.040
5	1:24.271	+1.237	15:20:24.311
6	1:23.789	+0.755	15:21:48.100
7	1:23.034		15:23:11.134
8	1:23.606	+0.572	15:24:34.740
9	1:23.922	+0.888	15:25:58.662
10	1:24.376	+1.342	15:27:23.038

Lap	Lap Tm	Diff	Time of Day
(50) Janel Numinen			
1	1:23.928	+3.361	15:14:24.583
2	1:21.965	+1.398	15:15:46.548
3	1:21.005	+0.438	15:17:07.553
4	1:20.567		15:18:28.120

Chief of Timing & Scoring Mari Nieminen

Orbits

Race Director Juho Vuori

www.mylaps.com

Licensed to: Turun Special Cars Oy

FINRace

Kuorma-autot

Alastaro Circuit 2,721 km

Kuorma-autot Lähtö 1

13.7.2014 13:15

Race (10 Laps) started at 13:14:10

Lap	Lap Tm	Diff	Time of Day	Lap	Lap Tm	Diff	Time of Day	Lap	Lap Tm	Diff	Time of Day
(84) Erik Forsström											
1	1:41.992	+2.674	13:15:54.166	5	1:50.925	+1.624	13:23:38.918				
2	1:39.331	+0.013	13:17:33.497	6	1:49.895	+0.594	13:25:28.813				
3	1:40.041	+0.723	13:19:13.538	7	1:49.301		13:27:18.114				
4	1:39.699	+0.381	13:20:53.237	8	1:50.657	+1.356	13:29:08.771				
5	1:39.628	+0.310	13:22:32.865	9	1:51.281	+1.980	13:31:00.052				
6	1:39.408	+0.090	13:24:12.273								
7	1:39.318		13:25:51.591								
8	1:39.828	+0.510	13:27:31.419								
9	1:39.478	+0.160	13:29:10.897								
10	1:42.559	+3.241	13:30:53.456								
(97) Jarkko Jauhainen											
1	1:46.246	+6.335	13:15:58.421								
2	1:40.515	+0.604	13:17:38.936								
3	1:41.294	+1.383	13:19:20.230								
4	1:40.792	+0.881	13:21:01.022								
5	1:39.911		13:22:40.933								
6	1:40.174	+0.263	13:24:21.107								
7	1:40.241	+0.330	13:26:01.348								
8	1:41.238	+1.327	13:27:42.586								
9	1:41.698	+1.787	13:29:24.284								
10	1:43.298	+3.387	13:31:07.582								
(62) Jarmo Kinnunen											
1	1:44.544	+3.539	13:15:57.149								
2	1:41.005		13:17:38.154								
3	1:41.484	+0.479	13:19:19.638								
4	1:43.016	+2.011	13:21:02.654								
5	1:41.938	+0.933	13:22:44.592								
6	1:42.580	+1.575	13:24:27.172								
7	1:41.925	+0.920	13:26:09.097								
8	1:42.641	+1.636	13:27:51.738								
9	1:43.496	+2.491	13:29:35.234								
10	1:46.456	+5.451	13:31:21.690								
(99) Sami Ojanen											
1	1:54.583	+9.662	13:16:08.188								
2	1:47.887	+2.966	13:17:56.075								
3	1:46.675	+1.754	13:19:42.750								
4	1:46.280	+1.359	13:21:29.030								
5	1:44.921		13:23:13.951								
6	1:47.408	+2.487	13:25:01.359								
7	1:48.175	+3.254	13:26:49.534								
8	1:48.331	+3.410	13:28:37.865								
9	1:48.978	+4.057	13:30:26.843								
10	1:48.675	+3.754	13:32:15.518								
(4) Martin Ström											
1	1:51.736	+6.744	13:16:05.304								
2	1:45.354	+0.362	13:17:50.658								
3	1:44.992		13:19:35.650								
4	1:46.990	+1.998	13:21:22.640								
5	1:46.372	+1.380	13:23:09.012								
6	1:55.124	+10.132	13:25:04.136								
7	1:52.836	+7.844	13:26:56.972								
8	1:53.190	+8.198	13:28:50.162								
9	1:50.472	+5.480	13:30:40.634								
10	1:51.001	+6.009	13:32:31.635								
(61) Sulo Koivuniemi											
1	1:56.327	+7.026	13:16:10.448								
2	1:53.573	+4.272	13:18:04.021								
3	1:51.804	+2.503	13:19:55.825								
4	1:52.168	+2.867	13:21:47.993								

Chief of Timing & Scoring Mari Nieminen

Orbits

Race Director Juho Vuori

www.mylaps.com

Licensed to: Turun Special Cars Oy

FINRace

Kuorma-autot

Alastaro Circuit 2,721 km

Kuorma-autot Lähtö 2

13.7.2014 16:45

Race (10 Laps) started at 16:42:58

Lap	Lap Tm	Diff	Time of Day
(84) Erik Forsström			
1	1:42.149	+3.039	16:44:42.546
2	1:39.777	+0.667	16:46:22.323
3	1:39.393	+0.283	16:48:01.716
4	1:39.110		16:49:40.826
5	1:39.506	+0.396	16:51:20.332
6	1:39.853	+0.743	16:53:00.185
7	1:39.959	+0.849	16:54:40.144
8	1:40.870	+1.760	16:56:21.014
9	1:43.394	+4.284	16:58:04.408
10	1:46.958	+7.848	16:59:51.366

Lap	Lap Tm	Diff	Time of Day
(97) Jarkko Jauhainen			
1	1:42.772	+3.236	16:44:43.335
2	1:40.392	+0.856	16:46:23.727
3	1:40.429	+0.893	16:48:04.156
4	1:39.741	+0.205	16:49:43.897
5	1:40.914	+1.378	16:51:24.811
6	1:39.536		16:53:04.347
7	1:40.973	+1.437	16:54:45.320
8	1:41.676	+2.140	16:56:26.996
9	1:44.926	+5.390	16:58:11.922
10	1:49.233	+9.697	17:00:01.155

Lap	Lap Tm	Diff	Time of Day
(62) Jarmo Kinnunen			
1	1:44.150	+2.820	16:44:45.077
2	1:41.942	+0.612	16:46:27.019
3	1:41.330		16:48:08.349
4	1:41.420	+0.090	16:49:49.769
5	1:41.743	+0.413	16:51:31.512
6	1:41.794	+0.464	16:53:13.306
7	1:41.813	+0.483	16:54:55.119
8	1:42.555	+1.225	16:56:37.674
9	1:46.079	+4.749	16:58:23.753
10	1:47.269	+5.939	17:00:11.022

Lap	Lap Tm	Diff	Time of Day
(71) Mika Mäkinen			
1	1:43.859	+2.880	16:44:46.442
2	1:41.734	+0.755	16:46:28.176
3	1:42.141	+1.162	16:48:10.317
4	1:40.979		16:49:51.296
5	1:42.219	+1.240	16:51:33.515
6	1:41.254	+0.275	16:53:14.769
7	1:41.139	+0.160	16:54:55.908
8	1:42.532	+1.553	16:56:38.440
9	1:45.929	+4.950	16:58:24.369
10	1:47.193	+6.214	17:00:11.562

Lap	Lap Tm	Diff	Time of Day
(61) Sulo Koivuniemi			
1	1:54.630	+5.662	16:44:57.793
2	1:51.383	+2.415	16:46:49.176
3	1:48.968		16:48:38.144
4	1:49.122	+0.154	16:50:27.266
5	1:49.734	+0.766	16:52:17.000
6	1:50.308	+1.340	16:54:07.308
7	1:53.846	+4.878	16:56:01.154
8	1:52.120	+3.152	16:57:53.274
9	1:53.107	+4.139	16:59:46.381
10	1:53.416	+4.448	17:01:39.797

Lap	Lap Tm	Diff	Time of Day
(4) Martin Ström			
1	1:50.276	+2.914	16:44:52.280
2	1:48.393	+1.031	16:46:40.673
3	1:48.299	+0.937	16:48:28.972
4	1:47.362		16:50:16.334

Lap	Lap Tm	Diff	Time of Day
5	1:52.245	+4.883	16:52:08.579
(99) Sami Ojanen			
1	1:49.169		16:44:49.870
2	2:20.201	+31.032	16:47:10.071
3	1:51.973	+2.804	16:49:02.044

Lap	Lap Tm	Diff	Time of Day
-----	--------	------	-------------

Chief of Timing & Scoring Mari Nieminen

Orbits

Race Director Juho Vuori

www.mylaps.com

Licensed to: Turun Special Cars Oy