

Külgorvide ja Quadide KV II etapp 2020

Sorted on Best Lap time


KV A, KV B

Kiviõli motokrossirada 1,820 km

Kvalifikatsioon - 15 minutit

12.07.2020 10:20

Qualifying started at 10:20:32



| Pos | No. | Name | Class | Make | Entrant | Best Tm | Diff | Laps | In Lap |
|-----------|-----|--|-------|---------------|----------------------|-----------------|--------|------|--------|
| 1 | 6 | Kert VARIK / Lari KUNNAS | KV A | WSP-Husqvarna | AYR Racing Team | 1:58.134 | | 7 | 5 |
| 2 | 31* | Markus NORMAK / Karl-Albert KASESAL | KV A | VMC-Zabel | | 1:59.393 | 1.259 | 5 | 3 |
| 3 | 35 | Gert GORDEJEV / Kaspars STUPELIS | KV A | Husqvarna | RedMoto | 1:59.574 | 1.440 | 6 | 6 |
| 4 | 34 | Tanel REESNA / Maurice LINA | KV A | VMC-AMS | Saku Motoklubi | 2:01.202 | 3.068 | 6 | 4 |
| 5 | 82 | Daniels LIELBARDIS / Bruno LIELBARDIS | KV B | VMC-Zabel | Salacas Kauss | 2:06.112 | 7.978 | 6 | 5 |
| 6 | 4 | Robert LIHTSA / Markus LINA | KV A | WSP-MEGA | Kagu Motoklubi | 2:06.659 | 8.525 | 7 | 6 |
| 7 | 911 | Ular KARING / Tõnis TUUL | KV A | WSP-KTM | Sõmerpalu Motoklubi | 2:08.109 | 9.975 | 3 | 3 |
| 8 | 53 | Janek SOIDLA / Krister KINDEL | KV B | WSP-Yamaha | Lääne Motoklubi | 2:12.178 | 14.044 | 5 | 3 |
| 9 | 5 | Ugis ZVAIGZNITIS / Kaspars KRIEVS | KV B | WSP/ZM29 | Salacas kauss | 2:12.612 | 14.478 | 6 | 6 |
| 10 | 113 | Janis SEDLENIEKS / Vairis ŠTALS | KV B | WSP-KTM | ASB | 2:14.465 | 16.331 | 6 | 5 |
| 11 | 88 | Katrin PÖLDMA / Rain VAIKMÄE | KV B | WSP-KTM | D ja T Motoklubi | 2:16.271 | 18.137 | 2 | 2 |
| 12 | 999 | Ahto KURG / Sander PARTS | KV B | KTM | Carma Motoklubi | 2:16.460 | 18.326 | 6 | 5 |
| 13 | 23 | Jurgis MACS / Andris MACS | KV B | Zabel | Erini | 2:17.308 | 19.174 | 3 | 2 |
| 14 | 119 | Andres ANGERJAS / Siim MOKRIK | KV B | WSP-KTM | Linnamäe Krossiklubi | 2:20.234 | 22.100 | 5 | 4 |
| 15 | 15 | Sven PINTSUK / Riin PÄLL | KV B | WSP-Zabel | D ja T Motoklubi | 2:24.384 | 26.250 | 6 | 6 |
| 16 | 102 | Erkki SALO / Jukka HASARI | KV B | Husaberg | | 2:24.583 | 26.449 | 6 | 6 |
| 17 | 73 | Timo KARTTIALA / Arto PÖYHÖNEN | KV B | WHO-KTM | | 2:32.809 | 34.675 | 3 | 2 |
| 18 | 31 | Renee REINU / Teet EIER | KV A | KTM | Kohila Motoklubi | 2:46.627 | 48.493 | 3 | 1 |

Võistluse korraldaja: #26 Racing Team

Võistluse direktor: Asko SAADI

Võistluse juht: Sulev MURUMAA

Võistluse ajamõõtja: ASPER Timing Tulemused ja ringiajad: www.mylaps.ee

Printed: 16.07.2020 23:29:19

Orbits

Külgkorvide ja Quadide KV II etapp 2020

KV A, KV B

Kiviõli motokrossirada 1,820 km

Kvalifikatsioon - 15 minutit

12.07.2020 10:20

Qualifying started at 10:20:32

| Lap | Lap Tm | Diff | Time of Day |
|-------------------------------------|-----------------|-----------|--------------|
| (6) Kert VARIK / Lari KUNNAS | | | |
| 1 | 2:24.715 | +26.581 | 10:23:04.860 |
| 2 | 2:18.516 | +20.382 | 10:25:23.376 |
| 3 | 1:58.686 | +0.552 | 10:27:22.062 |
| 4 | 2:46.315 | +48.181 | 10:30:08.377 |
| 5 | 1:58.134 | | 10:32:06.511 |
| 6 | 3:00.536 | +1:02.402 | 10:35:07.047 |
| 7 | 1:58.297 | +0.163 | 10:37:05.344 |

| Lap | Lap Tm | Diff | Time of Day |
|--|-----------------|-----------|--------------|
| (31*) Markus NORMAK / Karl-Albert KAS | | | |
| 1 | 2:19.704 | +20.311 | 10:22:58.789 |
| 2 | 2:10.039 | +10.646 | 10:25:08.828 |
| 3 | 1:59.393 | | 10:27:08.221 |
| 4 | 2:34.504 | +35.111 | 10:29:42.725 |
| 5 | 6:59.668 | +5:00.275 | 10:36:42.393 |

| Lap | Lap Tm | Diff | Time of Day |
|---|-----------------|---------|--------------|
| (35) Gert GORDEJEV / Kaspars STUPELI | | | |
| 1 | 2:28.031 | +28.457 | 10:23:30.147 |
| 2 | 2:17.257 | +17.683 | 10:25:47.404 |
| 3 | 2:28.661 | +29.087 | 10:28:16.065 |
| 4 | 2:02.230 | +2.656 | 10:30:18.295 |
| 5 | 2:30.554 | +30.980 | 10:32:48.849 |
| 6 | 1:59.574 | | 10:34:48.423 |

| Lap | Lap Tm | Diff | Time of Day |
|---|-----------------|---------|--------------|
| (34) Tanel REESNA / Maurice LINA | | | |
| 1 | 2:32.188 | +30.986 | 10:23:36.090 |
| 2 | 2:13.678 | +12.476 | 10:25:49.768 |
| 3 | 2:29.987 | +28.785 | 10:28:19.755 |
| 4 | 2:01.202 | | 10:30:20.957 |
| 5 | 2:52.005 | +50.803 | 10:33:12.962 |
| 6 | 2:48.347 | +47.145 | 10:36:01.309 |

| Lap | Lap Tm | Diff | Time of Day |
|---|-----------------|-----------|--------------|
| (82) Daniels LIELBARDIS / Bruno LIELB. | | | |
| 1 | 2:24.777 | +18.665 | 10:23:02.252 |
| 2 | 2:08.878 | +2.766 | 10:25:11.130 |
| 3 | 2:07.296 | +1.184 | 10:27:18.426 |
| 4 | 2:54.343 | +48.231 | 10:30:12.769 |
| 5 | 2:06.112 | | 10:32:18.881 |
| 6 | 5:54.189 | +3:48.077 | 10:38:13.070 |

| Lap | Lap Tm | Diff | Time of Day |
|--|-----------------|---------|--------------|
| (4) Robert LIHTSA / Markus LINA | | | |
| 1 | 2:30.879 | +24.220 | 10:23:31.526 |
| 2 | 2:21.679 | +15.020 | 10:25:53.205 |

| Lap | Lap Tm | Diff | Time of Day |
|-----|-----------------|---------|--------------|
| 3 | 2:08.260 | +1.601 | 10:28:01.465 |
| 4 | 2:33.594 | +26.935 | 10:30:35.059 |
| 5 | 2:32.181 | +25.522 | 10:33:07.240 |
| 6 | 2:06.659 | | 10:35:13.899 |
| 7 | 2:55.985 | +49.326 | 10:38:09.884 |

| Lap | Lap Tm | Diff | Time of Day |
|---------------------------------------|-----------------|---------|--------------|
| (911) Ülar KARING / Tõnis TUUL | | | |
| 1 | 2:49.824 | +41.715 | 10:23:57.103 |
| 2 | 2:30.146 | +22.037 | 10:26:27.249 |
| 3 | 2:08.109 | | 10:28:35.358 |

| Lap | Lap Tm | Diff | Time of Day |
|---|-----------------|-----------|--------------|
| (53) Janek SOIDLA / Krister KINDEL | | | |
| 1 | 2:48.714 | +36.536 | 10:23:33.591 |
| 2 | 2:58.449 | +46.271 | 10:26:32.040 |
| 3 | 2:12.178 | | 10:28:44.218 |
| 4 | 5:49.971 | +3:37.793 | 10:34:34.189 |
| 5 | 3:01.151 | +48.973 | 10:37:35.340 |

| Lap | Lap Tm | Diff | Time of Day |
|--|-----------------|---------|--------------|
| (5) Ugis ZVAIGZNITIS / Kaspars KRIEVS | | | |
| 1 | 2:42.942 | +30.330 | 10:23:25.714 |
| 2 | 2:45.870 | +33.258 | 10:26:11.584 |
| 3 | 2:51.109 | +38.497 | 10:29:02.693 |
| 4 | 2:14.786 | +2.174 | 10:31:17.479 |
| 5 | 3:09.616 | +57.004 | 10:34:27.095 |
| 6 | 2:12.612 | | 10:36:39.707 |

| Lap | Lap Tm | Diff | Time of Day |
|--|-----------------|---------|--------------|
| (113) Janis SEDLENIEKS / Vairis ŠTALS | | | |
| 1 | 2:41.229 | +26.764 | 10:23:27.620 |
| 2 | 2:16.925 | +2.460 | 10:25:44.545 |
| 3 | 2:15.385 | +0.920 | 10:27:59.930 |
| 4 | 2:59.213 | +44.748 | 10:30:59.143 |
| 5 | 2:14.465 | | 10:33:13.608 |
| 6 | 2:25.019 | +10.554 | 10:35:38.627 |

| Lap | Lap Tm | Diff | Time of Day |
|--|-----------------|---------|--------------|
| (88) Katrin PÖLDMA / Rain VAIKMÄE | | | |
| 1 | 2:31.167 | +14.896 | 10:23:26.077 |
| 2 | 2:16.271 | | 10:25:42.348 |

| Lap | Lap Tm | Diff | Time of Day |
|---------------------------------------|-----------------|---------|--------------|
| (999) Ahto KURG / Sander PARTS | | | |
| 1 | 2:47.329 | +30.869 | 10:23:34.700 |
| 2 | 2:28.017 | +11.557 | 10:26:02.717 |
| 3 | 2:18.127 | +1.667 | 10:28:20.844 |
| 4 | 3:11.190 | +54.730 | 10:31:32.034 |
| 5 | 2:16.460 | | 10:33:48.494 |

| Lap | Lap Tm | Diff | Time of Day |
|---------------------------------------|-----------------|---------|--------------|
| 6 | 2:18.403 | +1.943 | 10:36:06.897 |
| (23) Jurgis MACS / Andris MACS | | | |
| 1 | 2:59.864 | +42.556 | 10:23:54.862 |
| 2 | 2:17.308 | | 10:26:12.170 |
| 3 | 2:19.451 | +2.143 | 10:28:31.621 |

| Lap | Lap Tm | Diff | Time of Day |
|--|-----------------|-----------|--------------|
| (119) Andres ANGERJAS / Siim MOKRIK | | | |
| 1 | 2:48.310 | +28.076 | 10:23:45.688 |
| 2 | 2:30.434 | +10.200 | 10:26:16.122 |
| 3 | 2:39.924 | +19.690 | 10:28:56.046 |
| 4 | 2:20.234 | | 10:31:16.280 |
| 5 | 3:25.770 | +1:05.536 | 10:34:42.050 |

| Lap | Lap Tm | Diff | Time of Day |
|--------------------------------------|-----------------|---------|--------------|
| (15) Sven PINTŠUK / Riin PÄLL | | | |
| 1 | 2:46.649 | +22.265 | 10:23:37.994 |
| 2 | 2:29.666 | +5.282 | 10:26:07.660 |
| 3 | 2:29.074 | +4.690 | 10:28:36.734 |
| 4 | 2:25.073 | +0.689 | 10:31:01.807 |
| 5 | 2:25.430 | +1.046 | 10:33:27.237 |
| 6 | 2:24.384 | | 10:35:51.621 |

| Lap | Lap Tm | Diff | Time of Day |
|--|-----------------|---------|--------------|
| (102) Erkki SALO / Jukka HASARI | | | |
| 1 | 2:44.261 | +19.678 | 10:23:33.913 |
| 2 | 2:30.593 | +6.010 | 10:26:04.506 |
| 3 | 2:25.314 | +0.731 | 10:28:29.820 |
| 4 | 2:26.118 | +1.535 | 10:30:55.938 |
| 5 | 2:48.738 | +24.155 | 10:33:44.676 |
| 6 | 2:24.583 | | 10:36:09.259 |

| Lap | Lap Tm | Diff | Time of Day |
|--|-----------------|---------|--------------|
| (73) Timo KARTTIALA / Arto PÖYHÖNEN | | | |
| 1 | 2:47.065 | +14.256 | 10:23:40.499 |
| 2 | 2:32.809 | | 10:26:13.308 |
| 3 | 2:38.574 | +5.765 | 10:28:51.882 |

| Lap | Lap Tm | Diff | Time of Day |
|-------------------------------------|-----------------|-----------|--------------|
| (31) Renee REINU / Teet EIER | | | |
| 1 | 2:46.627 | | 10:23:59.199 |
| 2 | 6:28.175 | +3:41.548 | 10:30:27.374 |
| 3 | 3:45.374 | +58.747 | 10:34:12.748 |

Võistluse korraldaja: #26 Racing Team

Orbits

Võistluse direktor: Asko SAADI

Võistluse juht: Sulev MURUMAA

Võistluse ajamõõtja: ASPER Timing

Tulemused ja ringiajad: www.mylaps.ee

Printed: 16.07.2020 23:29:26

Külgkorvide ja Quadide KV II etapp 2020

Sorted on Laps

KV A, KV B

Kiviõli motokrossirada 1,820 km

1. Võistlussõit 20 minutit + 2 ringi

12.07.2020 14:20

Race started at 14:28:16

| Pos | PIC | No. | Name | Class | Laps | Diff | Gap | Best Tm | In Lap | Points |
|-----|-----|-----|---------------------------------------|-------|------|----------|--------|----------|--------|--------|
| 1 | 1 | 6 | Kert VARIK / Lari KUNNAS | KV A | 12 | | | 1:59.651 | 2 | 30 |
| 2 | 2 | 31* | Markus NORMAK / Karl-Albert KASESALU | KV A | 12 | 2.776 | 2.776 | 1:59.554 | 3 | 29 |
| 3 | 3 | 35 | Gert GORDEJEV / Kaspars STUPELIS | KV A | 12 | 5.240 | 2.464 | 2:02.084 | 3 | 28 |
| 4 | 4 | 34 | Tanel REESNA / Maurice LINA | KV A | 12 | 18.743 | 13.503 | 2:02.185 | 3 | 27 |
| 5 | 1 | 82 | Daniels LIELBARDIS / Bruno LIELBARDIS | KV B | 12 | 1:13.061 | 54.318 | 2:07.166 | 12 | 30 |
| 6 | 5 | 4 | Robert LIHTSA / Markus LINA | KV A | 12 | 1:20.471 | 7.410 | 2:07.153 | 8 | 26 |
| 7 | 6 | 31 | Renee REINU / Teet EIER | KV A | 11 | 1 Lap | 1 Lap | 2:08.698 | 2 | 25 |
| 8 | 2 | 999 | Ahto KURG / Sander PARTS | KV B | 11 | 1 Lap | 3.521 | 2:12.891 | 3 | 29 |
| 9 | 3 | 53 | Janek SOIDLA / Krister KINDEL | KV B | 11 | 1 Lap | 12.359 | 2:10.900 | 2 | 28 |
| 10 | 4 | 5 | Ugis ZVAIGZNITIS / Kaspars KRIEVS | KV B | 11 | 1 Lap | 13.097 | 2:15.045 | 2 | 27 |
| 11 | 5 | 113 | Janis SEDLENIEKS / Vairis STALS | KV B | 11 | 1 Lap | 42.687 | 2:18.235 | 2 | 26 |
| 12 | 6 | 23 | Jurgis MACS / Andris MACS | KV B | 11 | 1 Lap | 17.687 | 2:19.468 | 9 | 25 |
| 13 | 7 | 88 | Katrin PÖLDMA / Rain VAIKMÄE | KV B | 11 | 1 Lap | 14.396 | 2:19.228 | 4 | 24 |
| 14 | 8 | 119 | Andres ANGERJAS / Siim MOKRIK | KV B | 11 | 1 Lap | 11.160 | 2:22.508 | 2 | 23 |
| 15 | 9 | 102 | Erkki SALO / Jukka HASARI | KV B | 11 | 1 Lap | 12.300 | 2:21.160 | 3 | 22 |
| 16 | 7 | 911 | Ular KARING / Tõnis TUUL | KV A | 8 | 4 Laps | 3 Laps | 2:11.349 | 4 | 24 |
| 17 | 10 | 15 | Sven PINTSUK / Riin PÄLL | KV B | 8 | 4 Laps | 56.709 | 2:24.035 | 2 | 21 |

Võistluse korraldaja: #26 Racing Team

Võistluse direktor: Asko SAADI

Võistluse juht: Sulev MURUMAA

Võistluse ajamõõtja: ASPER Timing Tulemused ja ringiajad: www.mylaps.ee

Printed: 16.07.2020 23:29:32

Orbits

Külgkorvide ja Quadide KV II etapp 2020

KV A, KV B

Kiviõli motokrossirada 1,820 km

1. Võistlussõit 20 minutit + 2 ringi

12.07.2020 14:20

Race started at 14:28:16

| Lap | Lap Tm | Diff | Time of Day |
|-------------------------------------|-----------------|--------|--------------|
| (6) Kert VARIK / Lari KUNNAS | | | |
| 1 | 2:00.931 | +1.280 | 14:30:23.576 |
| 2 | 1:59.651 | | 14:32:23.227 |
| 3 | 1:59.785 | +0.134 | 14:34:23.012 |
| 4 | 2:00.374 | +0.723 | 14:36:23.386 |
| 5 | 2:01.357 | +1.706 | 14:38:24.743 |
| 6 | 2:03.383 | +3.732 | 14:40:28.126 |
| 7 | 2:05.562 | +5.911 | 14:42:33.688 |
| 8 | 2:03.903 | +4.252 | 14:44:37.591 |
| 9 | 2:02.979 | +3.328 | 14:46:40.570 |
| 10 | 2:03.009 | +3.358 | 14:48:43.579 |
| 11 | 2:05.700 | +6.049 | 14:50:49.279 |
| 12 | 2:06.589 | +6.938 | 14:52:55.868 |

| Lap | Lap Tm | Diff | Time of Day |
|--|-----------------|--------|--------------|
| (31*) Markus NORMAK / Karl-Albert KAS | | | |
| 1 | 1:59.635 | +0.081 | 14:30:23.030 |
| 2 | 1:59.696 | +0.142 | 14:32:22.726 |
| 3 | 1:59.554 | | 14:34:22.280 |
| 4 | 2:00.748 | +1.194 | 14:36:23.028 |
| 5 | 2:02.165 | +2.611 | 14:38:25.193 |
| 6 | 2:04.236 | +4.682 | 14:40:29.429 |
| 7 | 2:05.189 | +5.635 | 14:42:34.618 |
| 8 | 2:04.122 | +4.568 | 14:44:38.740 |
| 9 | 2:02.745 | +3.191 | 14:46:41.485 |
| 10 | 2:03.454 | +3.900 | 14:48:44.939 |
| 11 | 2:05.464 | +5.910 | 14:50:50.403 |
| 12 | 2:08.241 | +8.687 | 14:52:58.644 |

| Lap | Lap Tm | Diff | Time of Day |
|---|-----------------|--------|--------------|
| (35) Gert GORDEJEV / Kaspars STUPELI | | | |
| 1 | 2:03.449 | +1.365 | 14:30:26.789 |
| 2 | 2:02.181 | +0.097 | 14:32:28.970 |
| 3 | 2:02.084 | | 14:34:31.054 |
| 4 | 2:02.670 | +0.586 | 14:36:33.724 |
| 5 | 2:02.416 | +0.332 | 14:38:36.140 |
| 6 | 2:02.487 | +0.403 | 14:40:38.627 |
| 7 | 2:03.235 | +1.151 | 14:42:41.862 |
| 8 | 2:02.879 | +0.795 | 14:44:44.741 |
| 9 | 2:02.745 | +0.661 | 14:46:47.486 |
| 10 | 2:05.368 | +3.284 | 14:48:52.854 |
| 11 | 2:04.627 | +2.543 | 14:50:57.481 |
| 12 | 2:03.627 | +1.543 | 14:53:01.108 |

(34) Tanel REESNA / Maurice LINA

| Lap | Lap Tm | Diff | Time of Day |
|-----|-----------------|---------|--------------|
| 1 | 2:05.550 | +3.365 | 14:30:29.299 |
| 2 | 2:02.626 | +0.441 | 14:32:31.925 |
| 3 | 2:02.185 | | 14:34:34.110 |
| 4 | 2:02.596 | +0.411 | 14:36:36.706 |
| 5 | 2:02.813 | +0.628 | 14:38:39.519 |
| 6 | 2:03.213 | +1.028 | 14:40:42.732 |
| 7 | 2:03.449 | +1.264 | 14:42:46.181 |
| 8 | 2:03.379 | +1.194 | 14:44:49.560 |
| 9 | 2:03.749 | +1.564 | 14:46:53.309 |
| 10 | 2:03.490 | +1.305 | 14:48:56.799 |
| 11 | 2:04.418 | +2.233 | 14:51:01.217 |
| 12 | 2:13.394 | +11.209 | 14:53:14.611 |

| Lap | Lap Tm | Diff | Time of Day |
|---|-----------------|--------|--------------|
| (82) Daniels LIELBARDIS / Bruno LIELB. | | | |
| 1 | 2:10.028 | +2.862 | 14:30:33.537 |
| 2 | 2:07.865 | +0.699 | 14:32:41.402 |
| 3 | 2:07.426 | +0.260 | 14:34:48.828 |
| 4 | 2:09.174 | +2.008 | 14:36:58.002 |
| 5 | 2:08.747 | +1.581 | 14:39:06.749 |
| 6 | 2:09.430 | +2.264 | 14:41:16.179 |
| 7 | 2:07.900 | +0.734 | 14:43:24.079 |
| 8 | 2:08.035 | +0.869 | 14:45:32.114 |
| 9 | 2:11.717 | +4.551 | 14:47:43.831 |
| 10 | 2:09.344 | +2.178 | 14:49:53.175 |
| 11 | 2:08.588 | +1.422 | 14:52:01.763 |
| 12 | 2:07.166 | | 14:54:08.929 |

| Lap | Lap Tm | Diff | Time of Day |
|--|-----------------|---------|--------------|
| (4) Robert LIHTSA / Markus LINA | | | |
| 1 | 2:17.752 | +10.599 | 14:30:41.622 |
| 2 | 2:07.218 | +0.065 | 14:32:48.840 |
| 3 | 2:09.011 | +1.858 | 14:34:57.851 |
| 4 | 2:10.026 | +2.873 | 14:37:07.877 |
| 5 | 2:07.675 | +0.522 | 14:39:15.552 |
| 6 | 2:08.203 | +1.050 | 14:41:23.755 |
| 7 | 2:07.815 | +0.662 | 14:43:31.570 |
| 8 | 2:07.153 | | 14:45:38.723 |
| 9 | 2:08.900 | +1.747 | 14:47:47.623 |
| 10 | 2:08.524 | +1.371 | 14:49:56.147 |
| 11 | 2:08.203 | +1.050 | 14:52:04.350 |
| 12 | 2:11.989 | +4.836 | 14:54:16.339 |

| Lap | Lap Tm | Diff | Time of Day |
|-------------------------------------|-----------------|---------|--------------|
| (31) Renee REINU / Teet EIER | | | |
| 1 | 2:28.211 | +19.513 | 14:30:52.368 |
| 2 | 2:08.698 | | 14:33:01.066 |

| Lap | Lap Tm | Diff | Time of Day |
|-----|-----------------|---------|--------------|
| 3 | 2:12.835 | +4.137 | 14:35:13.901 |
| 4 | 2:11.683 | +2.985 | 14:37:25.584 |
| 5 | 2:09.862 | +1.164 | 14:39:35.446 |
| 6 | 2:11.178 | +2.480 | 14:41:46.624 |
| 7 | 2:13.274 | +4.576 | 14:43:59.898 |
| 8 | 2:13.997 | +5.299 | 14:46:13.895 |
| 9 | 2:14.305 | +5.607 | 14:48:28.200 |
| 10 | 2:16.109 | +7.411 | 14:50:44.309 |
| 11 | 2:24.382 | +15.684 | 14:53:08.691 |

(999) Ahto KURG / Sander PARTS

| Lap | Lap Tm | Diff | Time of Day |
|-----|-----------------|--------|--------------|
| 1 | 2:18.925 | +6.034 | 14:30:42.466 |
| 2 | 2:14.706 | +1.815 | 14:32:57.172 |
| 3 | 2:12.891 | | 14:35:10.063 |
| 4 | 2:13.163 | +0.272 | 14:37:23.226 |
| 5 | 2:13.848 | +0.957 | 14:39:37.074 |
| 6 | 2:14.563 | +1.672 | 14:41:51.637 |
| 7 | 2:15.947 | +3.056 | 14:44:07.584 |
| 8 | 2:13.925 | +1.034 | 14:46:21.509 |
| 9 | 2:14.717 | +1.826 | 14:48:36.226 |
| 10 | 2:20.204 | +7.313 | 14:50:56.430 |
| 11 | 2:15.782 | +2.891 | 14:53:12.212 |

(53) Janek SOIDLA / Krister KINDEL

| Lap | Lap Tm | Diff | Time of Day |
|-----|-----------------|---------|--------------|
| 1 | 2:13.340 | +2.440 | 14:30:36.536 |
| 2 | 2:10.900 | | 14:32:47.436 |
| 3 | 2:13.164 | +2.264 | 14:35:00.600 |
| 4 | 2:15.642 | +4.742 | 14:37:16.242 |
| 5 | 2:16.356 | +5.456 | 14:39:32.598 |
| 6 | 2:17.272 | +6.372 | 14:41:49.870 |
| 7 | 2:18.110 | +7.210 | 14:44:07.980 |
| 8 | 2:21.065 | +10.165 | 14:46:29.045 |
| 9 | 2:16.955 | +6.055 | 14:48:46.000 |
| 10 | 2:16.749 | +5.849 | 14:51:02.749 |
| 11 | 2:21.822 | +10.922 | 14:53:24.571 |

(5) Ugis ZVAIGZNITIS / Kaspars KRIEVS

| Lap | Lap Tm | Diff | Time of Day |
|-----|-----------------|--------|--------------|
| 1 | 2:17.259 | +2.214 | 14:30:40.454 |
| 2 | 2:15.045 | | 14:32:55.499 |
| 3 | 2:15.897 | +0.852 | 14:35:11.396 |
| 4 | 2:16.986 | +1.941 | 14:37:28.382 |
| 5 | 2:17.014 | +1.969 | 14:39:45.396 |
| 6 | 2:17.377 | +2.332 | 14:42:02.773 |
| 7 | 2:17.136 | +2.091 | 14:44:19.909 |

Võistluse korraldaja: #26 Racing Team

Orbits

Võistluse direktor: Asko SAADI

Võistluse juht: Sulev MURUMAA

Võistluse ajamõõtja: ASPER Timing Tulemused ja ringiajad: www.mylaps.ee

Printed: 16.07.2020 23:29:36

Külgkorvide ja Quadide KV II etapp 2020

KV A, KV B

Kiviõli motokrossirada 1,820 km

1. Võistlussõit 20 minutit + 2 ringi

12.07.2020 14:20

Race started at 14:28:16

| Lap | Lap Tm | Diff | Time of Day |
|-----|-----------------|--------|--------------|
| 8 | 2:17.269 | +2.224 | 14:46:37.178 |
| 9 | 2:18.961 | +3.916 | 14:48:56.139 |
| 10 | 2:19.565 | +4.520 | 14:51:15.704 |
| 11 | 2:21.964 | +6.919 | 14:53:37.668 |

(113) Janis SEDLENIEKS / Vairis ŠTALS

| Lap | Lap Tm | Diff | Time of Day |
|-----|-----------------|--------|--------------|
| 1 | 2:21.820 | +3.585 | 14:30:45.459 |
| 2 | 2:18.235 | | 14:33:03.694 |
| 3 | 2:19.280 | +1.045 | 14:35:22.974 |
| 4 | 2:19.715 | +1.480 | 14:37:42.689 |
| 5 | 2:20.164 | +1.929 | 14:40:02.853 |
| 6 | 2:20.653 | +2.418 | 14:42:23.506 |
| 7 | 2:22.634 | +4.399 | 14:44:46.140 |
| 8 | 2:21.202 | +2.967 | 14:47:07.342 |
| 9 | 2:22.435 | +4.200 | 14:49:29.777 |
| 10 | 2:22.992 | +4.757 | 14:51:52.769 |
| 11 | 2:27.586 | +9.351 | 14:54:20.355 |

(23) Jurgis MACS / Andris MACS

| Lap | Lap Tm | Diff | Time of Day |
|-----|-----------------|--------|--------------|
| 1 | 2:29.104 | +9.636 | 14:30:53.352 |
| 2 | 2:22.983 | +3.515 | 14:33:16.335 |
| 3 | 2:20.055 | +0.587 | 14:35:36.390 |
| 4 | 2:22.245 | +2.777 | 14:37:58.635 |
| 5 | 2:22.966 | +3.498 | 14:40:21.601 |
| 6 | 2:23.233 | +3.765 | 14:42:44.834 |
| 7 | 2:21.710 | +2.242 | 14:45:06.544 |
| 8 | 2:24.560 | +5.092 | 14:47:31.104 |
| 9 | 2:19.468 | | 14:49:50.572 |
| 10 | 2:23.022 | +3.554 | 14:52:13.594 |
| 11 | 2:24.448 | +4.980 | 14:54:38.042 |

(88) Katrin PÖLDMA / Rain VAIKMÄE

| Lap | Lap Tm | Diff | Time of Day |
|-----|-----------------|---------|--------------|
| 1 | 2:21.905 | +2.677 | 14:30:46.636 |
| 2 | 2:21.382 | +2.154 | 14:33:08.018 |
| 3 | 2:29.908 | +10.680 | 14:35:37.926 |
| 4 | 2:19.228 | | 14:37:57.154 |
| 5 | 2:21.036 | +1.808 | 14:40:18.190 |
| 6 | 2:19.429 | +0.201 | 14:42:37.619 |
| 7 | 2:20.254 | +1.026 | 14:44:57.873 |
| 8 | 2:31.018 | +11.790 | 14:47:28.891 |
| 9 | 2:22.870 | +3.642 | 14:49:51.761 |
| 10 | 2:28.632 | +9.404 | 14:52:20.393 |
| 11 | 2:32.045 | +12.817 | 14:54:52.438 |

(119) Andres ANGERJAS / Siim MOKRIK

| Lap | Lap Tm | Diff | Time of Day |
|-----|-----------------|--------|--------------|
| 1 | 2:26.461 | +3.953 | 14:30:50.898 |
| 2 | 2:22.508 | | 14:33:13.406 |
| 3 | 2:26.166 | +3.658 | 14:35:39.572 |
| 4 | 2:25.368 | +2.860 | 14:38:04.940 |
| 5 | 2:24.786 | +2.278 | 14:40:29.726 |
| 6 | 2:23.758 | +1.250 | 14:42:53.484 |
| 7 | 2:22.704 | +0.196 | 14:45:16.188 |
| 8 | 2:24.860 | +2.352 | 14:47:41.048 |
| 9 | 2:25.838 | +3.330 | 14:50:06.886 |
| 10 | 2:26.758 | +4.250 | 14:52:33.644 |
| 11 | 2:29.954 | +7.446 | 14:55:03.598 |

(102) Erkki SALO / Jukka HASARI

| Lap | Lap Tm | Diff | Time of Day |
|-----|-----------------|---------|--------------|
| 1 | 2:23.202 | +2.042 | 14:30:47.811 |
| 2 | 2:22.402 | +1.242 | 14:33:10.213 |
| 3 | 2:21.160 | | 14:35:31.373 |
| 4 | 2:21.694 | +0.534 | 14:37:53.067 |
| 5 | 2:26.648 | +5.488 | 14:40:19.715 |
| 6 | 2:30.007 | +8.847 | 14:42:49.722 |
| 7 | 2:26.025 | +4.865 | 14:45:15.747 |
| 8 | 2:27.452 | +6.292 | 14:47:43.199 |
| 9 | 2:28.771 | +7.611 | 14:50:11.970 |
| 10 | 2:30.345 | +9.185 | 14:52:42.315 |
| 11 | 2:33.583 | +12.423 | 14:55:15.898 |

(911) Ülar KARING / Tõnis TUUL

| Lap | Lap Tm | Diff | Time of Day |
|-----|-----------------|---------|--------------|
| 1 | 2:11.618 | +0.269 | 14:30:35.655 |
| 2 | 2:13.706 | +2.357 | 14:32:49.361 |
| 3 | 2:12.146 | +0.797 | 14:35:01.507 |
| 4 | 2:11.349 | | 14:37:12.856 |
| 5 | 2:13.325 | +1.976 | 14:39:26.181 |
| 6 | 2:21.459 | +10.110 | 14:41:47.640 |
| 7 | 2:27.518 | +16.169 | 14:44:15.158 |
| 8 | 2:46.225 | +34.876 | 14:47:01.383 |

(15) Sven PINTŠUK / Riin PÄLL

| Lap | Lap Tm | Diff | Time of Day |
|-----|-----------------|--------|--------------|
| 1 | 2:28.061 | +4.026 | 14:30:51.829 |
| 2 | 2:24.035 | | 14:33:15.864 |
| 3 | 2:25.073 | +1.038 | 14:35:40.937 |
| 4 | 2:25.618 | +1.583 | 14:38:06.555 |
| 5 | 2:25.158 | +1.123 | 14:40:31.713 |
| 6 | 2:26.718 | +2.683 | 14:42:58.431 |
| 7 | 2:27.592 | +3.557 | 14:45:26.023 |

Võistluse korraldaja: #26 Racing Team

Orbits

Võistluse direktor: Asko SAADI

Võistluse juht: Sulev MURUMAA

Võistluse ajamõõtja: ASPER Timing Tulemused ja ringiajad: www.mylaps.ee

Printed: 16.07.2020 23:29:36

Külgkorvide ja Quadide KV II etapp 2020

Sorted on Laps


KV A, KV B

Kiviõli motokrossirada 1,820 km

2. Võistlussõit 15 minutit + 2 ringi

12.07.2020 17:00

Race started at 17:29:46



| Pos | PIC | No. | Name | Class | Laps | Diff | Gap | Best Tm | In Lap | Points |
|-----------------------|------------|-----|--|-------|----------|----------|--------|-----------------|--------|-----------|
| 1 | 1 | 35 | Gert GORDEJEV / Kaspars STUPELIS | KV A | 9 | | | 2:06.834 | 3 | 30 |
| 2 | 2 | 34 | Tanel REESNA / Maurice LINA | KV A | 9 | 36.554 | 36.554 | 2:06.879 | 3 | 29 |
| 3 | 1 | 82 | Daniels LIELBARDIS / Bruno LIELBARDIS | KV B | 9 | 1:13.071 | 36.517 | 2:12.863 | 5 | 30 |
| 4 | 3 | 4 | Robert LIHTSA / Markus LINA | KV A | 9 | 1:36.116 | 23.045 | 2:15.233 | 2 | 28 |
| 5 | 2 | 999 | Ahto KURG / Sander PARTS | KV B | 9 | 2:02.165 | 26.049 | 2:17.932 | 3 | 29 |
| 6 | 3 | 53 | Janek SOIDLA / Krister KINDEL | KV B | 9 | 2:12.607 | 10.442 | 2:19.136 | 2 | 28 |
| 7 | 4 | 5 | Ugis ZVAIGZNITIS / Kaspars KRIEVS | KV B | 9 | 2:24.510 | 11.903 | 2:21.369 | 7 | 27 |
| 8 | 5 | 113 | Janis SEDLENIEKS / Vairis STALS | KV B | 8 | 1 Lap | 1 Lap | 2:26.590 | 2 | 26 |
| 9 | 6 | 23 | Jurgis MACS / Andris MACS | KV B | 8 | 1 Lap | 24.638 | 2:27.015 | 7 | 25 |
| 10 | 7 | 119 | Andres ANGERJAS / Siim MOKRIK | KV B | 8 | 1 Lap | 47.938 | 2:34.634 | 8 | 24 |
| 11 | 8 | 102 | Erkki SALO / Jukka HASARI | KV B | 8 | 1 Lap | 14.926 | 2:32.385 | 6 | 23 |
| 12 | 4 | 31 | Renee REINU / Teet EIER | KV A | 4 | 5 Laps | 4 Laps | 2:14.167 | 3 | 27 |
| 13 | 5 | 911 | Ülar KARING / Tõnis TUUL | KV A | 2 | 7 Laps | 2 Laps | 2:27.413 | 1 | 26 |
| 14 | 9 | 88 | Katrin PÖLDMA / Rain VAIKMÄE | KV B | 2 | 7 Laps | 10.829 | 2:45.820 | 1 | 22 |
| DNF | DNF | 31* | Markus NORMAK / Karl-Albert KASESALU | KV A | | DNF | 2 Laps | | 0 | 0 |
| DNF | DNF | 15 | Sven PINTSUK / Riin PÄLL | KV B | | DNF | 0.742 | | 0 | 0 |
| Not classified | | | | | | | | | | |
| DNS | DNS | 6 | Kert VARIK / Lari KUNNAS | KV A | | DNS | | | 0 | 0 |

Võistluse korraldaja: #26 Racing Team

Orbits

Võistluse direktor: Asko SAADI

Võistluse juht: Sulev MURUMAA

Võistluse ajamõõtja: ASPER Timing Tulemused ja ringiajad: www.mylaps.ee

Printed: 16.07.2020 23:29:42

Külgkorvide ja Quadide KV II etapp 2020

KV A, KV B

Kiviõli motokrossirada 1,820 km

2. Võistlussõit 15 minutit + 2 ringi

12.07.2020 17:00

Race started at 17:29:46

| Lap | Lap Tm | Diff | Time of Day |
|---|-----------------|--------|--------------|
| (35) Gert GORDEJEV / Kaspars STUPELI | | | |
| 1 | 2:09.034 | +2.200 | 17:32:02.235 |
| 2 | 2:08.495 | +1.661 | 17:34:10.730 |
| 3 | 2:06.834 | | 17:36:17.564 |
| 4 | 2:07.263 | +0.429 | 17:38:24.827 |
| 5 | 2:07.627 | +0.793 | 17:40:32.454 |
| 6 | 2:06.963 | +0.129 | 17:42:39.417 |
| 7 | 2:08.090 | +1.256 | 17:44:47.507 |
| 8 | 2:09.402 | +2.568 | 17:46:56.909 |
| 9 | 2:09.762 | +2.928 | 17:49:06.671 |

| Lap | Lap Tm | Diff | Time of Day |
|---|-----------------|---------|--------------|
| (34) Tanel REESNA / Maurice LINA | | | |
| 1 | 2:12.996 | +6.117 | 17:32:06.866 |
| 2 | 2:07.117 | +0.238 | 17:34:13.983 |
| 3 | 2:06.879 | | 17:36:20.862 |
| 4 | 2:07.193 | +0.314 | 17:38:28.055 |
| 5 | 2:08.734 | +1.855 | 17:40:36.789 |
| 6 | 2:12.200 | +5.321 | 17:42:48.989 |
| 7 | 2:16.261 | +9.382 | 17:45:05.250 |
| 8 | 2:18.448 | +11.569 | 17:47:23.698 |
| 9 | 2:19.527 | +12.648 | 17:49:43.225 |

| Lap | Lap Tm | Diff | Time of Day |
|---|-----------------|--------|--------------|
| (82) Daniels LIELBARDIS / Bruno LIELB. | | | |
| 1 | 2:15.727 | +2.864 | 17:32:09.495 |
| 2 | 2:16.523 | +3.660 | 17:34:26.018 |
| 3 | 2:15.066 | +2.203 | 17:36:41.084 |
| 4 | 2:13.015 | +0.152 | 17:38:54.099 |
| 5 | 2:12.863 | | 17:41:06.962 |
| 6 | 2:15.814 | +2.951 | 17:43:22.776 |
| 7 | 2:17.271 | +4.408 | 17:45:40.047 |
| 8 | 2:18.546 | +5.683 | 17:47:58.593 |
| 9 | 2:21.149 | +8.286 | 17:50:19.742 |

| Lap | Lap Tm | Diff | Time of Day |
|--|-----------------|--------|--------------|
| (4) Robert LIHTSA / Markus LINA | | | |
| 1 | 2:24.379 | +9.146 | 17:32:18.718 |
| 2 | 2:15.233 | | 17:34:33.951 |
| 3 | 2:16.236 | +1.003 | 17:36:50.187 |
| 4 | 2:17.331 | +2.098 | 17:39:07.518 |
| 5 | 2:17.005 | +1.772 | 17:41:24.523 |
| 6 | 2:20.143 | +4.910 | 17:43:44.666 |
| 7 | 2:21.019 | +5.786 | 17:46:05.685 |
| 8 | 2:16.667 | +1.434 | 17:48:22.352 |
| 9 | 2:20.435 | +5.202 | 17:50:42.787 |

| Lap | Lap Tm | Diff | Time of Day |
|---------------------------------------|-----------------|---------|--------------|
| (999) Ahto KURG / Sander PARTS | | | |
| 1 | 2:23.793 | +5.861 | 17:32:17.657 |
| 2 | 2:23.731 | +5.799 | 17:34:41.388 |
| 3 | 2:17.932 | | 17:36:59.320 |
| 4 | 2:19.315 | +1.383 | 17:39:18.635 |
| 5 | 2:18.215 | +0.283 | 17:41:36.850 |
| 6 | 2:19.668 | +1.736 | 17:43:56.518 |
| 7 | 2:20.659 | +2.727 | 17:46:17.177 |
| 8 | 2:21.152 | +3.220 | 17:48:38.329 |
| 9 | 2:30.507 | +12.575 | 17:51:08.836 |

| Lap | Lap Tm | Diff | Time of Day |
|---|-----------------|--------|--------------|
| (53) Janek SOIDLA / Krister KINDEL | | | |
| 1 | 2:20.786 | +1.650 | 17:32:14.242 |
| 2 | 2:19.136 | | 17:34:33.378 |
| 3 | 2:21.430 | +2.294 | 17:36:54.808 |
| 4 | 2:20.273 | +1.137 | 17:39:15.081 |
| 5 | 2:21.180 | +2.044 | 17:41:36.261 |
| 6 | 2:23.466 | +4.330 | 17:43:59.727 |
| 7 | 2:25.891 | +6.755 | 17:46:25.618 |
| 8 | 2:26.583 | +7.447 | 17:48:52.201 |
| 9 | 2:27.077 | +7.941 | 17:51:19.278 |

| Lap | Lap Tm | Diff | Time of Day |
|--|-----------------|---------|--------------|
| (5) Ugis ZVAIGZNITIS / Kaspars KRIEVS | | | |
| 1 | 2:31.857 | +10.488 | 17:32:27.316 |
| 2 | 2:21.577 | +0.208 | 17:34:48.893 |
| 3 | 2:22.482 | +1.113 | 17:37:11.375 |
| 4 | 2:21.489 | +0.120 | 17:39:32.864 |
| 5 | 2:22.670 | +1.301 | 17:41:55.534 |
| 6 | 2:24.780 | +3.411 | 17:44:20.314 |
| 7 | 2:21.369 | | 17:46:41.683 |
| 8 | 2:22.195 | +0.826 | 17:49:03.878 |
| 9 | 2:27.303 | +5.934 | 17:51:31.181 |

| Lap | Lap Tm | Diff | Time of Day |
|--|-----------------|--------|--------------|
| (113) Janis SEDLENIEKS / Vairis ŠTALS | | | |
| 1 | 2:27.285 | +0.695 | 17:32:20.941 |
| 2 | 2:26.590 | | 17:34:47.531 |
| 3 | 2:27.890 | +1.300 | 17:37:15.421 |
| 4 | 2:31.006 | +4.416 | 17:39:46.427 |
| 5 | 2:29.800 | +3.210 | 17:42:16.227 |
| 6 | 2:31.211 | +4.621 | 17:44:47.438 |
| 7 | 2:28.408 | +1.818 | 17:47:15.846 |
| 8 | 2:28.799 | +2.209 | 17:49:44.645 |

| Lap | Lap Tm | Diff | Time of Day |
|---------------------------------------|-----------------|---------|--------------|
| (23) Jurgis MACS / Andris MACS | | | |
| 1 | 2:51.859 | +24.844 | 17:32:46.049 |
| 2 | 2:27.995 | +0.980 | 17:35:14.044 |
| 3 | 2:30.050 | +3.035 | 17:37:44.094 |
| 4 | 2:29.150 | +2.135 | 17:40:13.244 |
| 5 | 2:32.858 | +5.843 | 17:42:46.102 |
| 6 | 2:27.455 | +0.440 | 17:45:13.557 |
| 7 | 2:27.015 | | 17:47:40.572 |
| 8 | 2:28.711 | +1.696 | 17:50:09.283 |

| Lap | Lap Tm | Diff | Time of Day |
|--|-----------------|--------|--------------|
| (119) Andres ANGERJAS / Siim MOKRIK | | | |
| 1 | 2:39.074 | +4.440 | 17:32:33.246 |
| 2 | 2:40.201 | +5.567 | 17:35:13.447 |
| 3 | 2:38.685 | +4.051 | 17:37:52.132 |
| 4 | 2:36.793 | +2.159 | 17:40:28.925 |
| 5 | 2:39.887 | +5.253 | 17:43:08.812 |
| 6 | 2:37.330 | +2.696 | 17:45:46.142 |
| 7 | 2:36.445 | +1.811 | 17:48:22.587 |
| 8 | 2:34.634 | | 17:50:57.221 |

| Lap | Lap Tm | Diff | Time of Day |
|--|-----------------|---------|--------------|
| (102) Erkki SALO / Jukka HASARI | | | |
| 1 | 2:34.756 | +2.371 | 17:32:29.150 |
| 2 | 3:18.759 | +46.374 | 17:35:47.909 |
| 3 | 2:32.984 | +0.599 | 17:38:20.893 |
| 4 | 2:33.701 | +1.316 | 17:40:54.594 |
| 5 | 2:34.832 | +2.447 | 17:43:29.426 |
| 6 | 2:32.385 | | 17:46:01.811 |
| 7 | 2:33.111 | +0.726 | 17:48:34.922 |
| 8 | 2:37.225 | +4.840 | 17:51:12.147 |

| Lap | Lap Tm | Diff | Time of Day |
|-------------------------------------|-----------------|---------|--------------|
| (31) Renee REINU / Teet EIER | | | |
| 1 | 2:48.920 | +34.753 | 17:32:42.842 |
| 2 | 2:15.926 | +1.759 | 17:34:58.768 |
| 3 | 2:14.167 | | 17:37:12.935 |
| 4 | 2:15.693 | +1.526 | 17:39:28.628 |

| Lap | Lap Tm | Diff | Time of Day |
|---------------------------------------|-----------------|---------|--------------|
| (911) Ülar KARING / Tõnis TUUL | | | |
| 1 | 2:27.413 | | 17:32:22.277 |
| 2 | 3:01.077 | +33.664 | 17:35:23.354 |

| Lap | Lap Tm | Diff | Time of Day |
|--|-----------------|--------|--------------|
| (88) Katrin PÕLDMA / Rain VAIKMÄE | | | |
| 1 | 2:45.820 | | 17:32:41.496 |
| 2 | 2:52.687 | +6.867 | 17:35:34.183 |

Võistluse korraldaja: #26 Racing Team

Orbits

Võistluse direktor: Asko SAADI

Võistluse juht: Sulev MURUMAA

Võistluse ajamõõtja: ASPER Timing Tulemused ja ringiajad: www.mylaps.ee


Printed: 16.07.2020 23:29:46

Külgkorvide ja Quadide KV II etapp 2020

KV A, KV B

Kiviõli motokrossirada 1,820 km

KV A - Kokkuvõte



| Pos | No. | Name | Entrant | R1. | R2. | Total points |
|----------|-----|---|---------------------|-----------|-----------|--------------|
| 1 | 35 | Gert GORDEJEV / Kaspars STUPELIS | RedMoto | 28 | 30 | 58 |
| 2 | 34 | Tanel REESNA / Maurice LINA | Saku Motoklubi | 27 | 29 | 56 |
| 3 | 4 | Robert LIHTSA / Markus LINA | Kagu Motoklubi | 26 | 28 | 54 |
| 4 | 31 | Renee REINU / Teet EIER | Kohila Motoklubi | 25 | 27 | 52 |
| 5 | 911 | Ülar KARING / Tõnis TUUL | Sõmerpalu Motoklubi | 24 | 26 | 50 |
| 6 | 6 | Kert VARIK / Lari KUNNAS | AYR Racing Team | 30 | 0 | 30 |
| 7 | 31* | Markus NORMAK / Karl-Albert KASESALU | | 29 | 0 | 29 |

Võistluse korraldaja: #26 Racing Team

Võistluse direktor: Asko SAADI

Võistluse juht: Sulev MURUMAA

Võistluse ajamõõtja: ASPER Timing Tulemused ja ringiajad: www.mylaps.ee

Printed: 16.07.2020 23:29:51


Orbits

Külgkorvide ja Quadide KV II etapp 2020

KV A, KV B

Kiviõli motokrossirada 1,820 km

KV B - Kokkuvõte



| Pos | No. | Name | Entrant | R1. | R2. | Total points |
|-----------|-----|--|----------------------|-----------|-----------|--------------|
| 1 | 82 | Daniels LIELBARDIS / Bruno LIELBARDIS | Salacas Kauss | 30 | 30 | 60 |
| 2 | 999 | Ahto KURG / Sander PARTS | Carma Motoklubi | 29 | 29 | 58 |
| 3 | 53 | Janek SOIDLA / Krister KINDEL | Lääne Motoklubi | 28 | 28 | 56 |
| 4 | 5 | Ugis ZVAIGZNITIS / Kaspars KRIEVS | Salacas kauss | 27 | 27 | 54 |
| 5 | 113 | Janis SEDLENIEKS / Vairis ŠTALS | ASB | 26 | 26 | 52 |
| 6 | 23 | Jurgis MACS / Andris MACS | Erini | 25 | 25 | 50 |
| 7 | 119 | Andres ANGERJAS / Siim MOKRIK | Linnamäe Krossiklubi | 23 | 24 | 47 |
| 8 | 88 | Katrin PÕLDMA / Rain VAIKMÄE | D ja T Motoklubi | 24 | 22 | 46 |
| 9 | 102 | Erkki SALO / Jukka HASARI | | 22 | 23 | 45 |
| 10 | 15 | Sven PINTŠUK / Riin PÄLL | D ja T Motoklubi | 21 | 0 | 21 |

Võistluse korraldaja: #26 Racing Team

Võistluse direktor: Asko SAADI

Võistluse juht: Sulev MURUMAA

Võistluse ajamõõtja: ASPER Timing Tulemused ja ringiajad: www.mylaps.ee

Printed: 16.07.2020 23:29:57

Orbits