



## Külgkorvide ja Quadide KV V etapp 2020

Sorted on best lap time

MX 50

Jaanikese motokeskus, Valga 1.700 km

Kvalifikatsioon - 10 minutit

10/10/2020 08:45

Qualifying (10:00 Time) started at 7:43:23

Pos	No.	Name	Best Tm	Diff	In Lap	Laps	Class	Team	Model
1	222	Rasmus NÄÄR	1:27.299		2	6	MX 50	KTL Racing	KTM
2	443	Oliver SAAR	1:29.404	2.105	2	6	MX 50	RedMoto Racing	Husqvarna
3	9	Johann HANSMAN	1:29.958	2.659	5	6	MX 50	KTL Racing	KTM
4	26*	Aston KÕIV	1:34.418	7.119	6	6	MX 50	Kagu Motoklubi	Husqvarna
5	88	Erki RAUDNAGEL	1:34.480	7.181	2	6	MX 50	Äksi39Team	KTM
6	32	Kristofer VALK	1:35.786	8.487	3	6	MX 50	Sõmeru Racing	Husqvarna
7	24	Kenneth SIMULASK	1:41.904	14.605	5	5	MX 50	Vihur Motosport	Husqvarna
8	122	Alar JOHANSON	1:43.180	15.881	5	5	MX 50	VKJ Racing	Husqvarna
9	27	Evar MARK	1:55.041	27.742	3	5	MX 50	Sõmeru Racing	Husqvarna
10	26	Eva-Lotta MARK	1:55.048	27.749	1	5	MX 50	Sõmeru Racing	Husqvarna
11	442	Calvin Gregor MINAKOV	2:17.415	50.116	1	4	MX 50	RedMoto Racing	KTM

Võistluse korraldaja: #26 Racing Team

Orbits

Võistluse direktor: Asko SAADI

Võistluse juht: Sulev MURUMAA

Võistluse ajamõõtja: Asper LEPPIK Tulemused ja ringiajad: www.mylaps.ee

Printed: 10/10/2020 16:16:57

**ASPER**  
TIMING



# Külgkorvide ja Quadide KV V etapp 2020

MX 50

Jaanikese motokeskus, Valga 1.700 km

Kvalifikatsioon - 10 minutit

10/10/2020 08:45

Qualifying (10:00 Time) started at 7:43:23

Lap	Lap Tm	Diff	Time of Day	Lap	Lap Tm	Diff	Time of Day	Lap	Lap Tm	Diff	Time of Day
<b>(222) Rasmus NÄÄR</b>				<b>(24) Kenneth SIMULASK</b>							
1	1:36.278	+8.979	7:45:55.752	1	1:46.598	+4.694	7:46:35.554				
2	<b>1:27.299</b>		7:47:23.051	2	1:44.971	+3.067	7:48:20.525				
3	1:30.848	+3.549	7:48:53.899	3	1:44.936	+3.032	7:50:05.461				
4	1:30.137	+2.838	7:50:24.036	4	1:44.251	+2.347	7:51:49.712				
5	1:28.773	+1.474	7:51:52.809	5	<b>1:41.904</b>		7:53:31.616				
6	1:33.583	+6.284	7:53:26.392	<b>(122) Alar JOHANSON</b>							
<b>(443) Oliver SAAR</b>				1	1:50.657	+7.477	7:46:57.808				
1	1:30.906	+1.502	7:45:58.556	2	1:49.061	+5.881	7:48:46.869				
2	<b>1:29.404</b>		7:47:27.960	3	1:47.903	+4.723	7:50:34.772				
3	1:33.033	+3.629	7:49:00.993	4	1:45.877	+2.697	7:52:20.649				
4	1:31.292	+1.888	7:50:32.285	5	<b>1:43.180</b>		7:54:03.829				
5	1:29.559	+0.155	7:52:01.844	<b>(27) Evar MARK</b>							
6	1:29.707	+0.303	7:53:31.551	1	1:55.666	+0.625	7:47:10.764				
<b>(9) Johann HANSMAN</b>				2	1:57.273	+2.232	7:49:08.037				
1	1:35.695	+5.737	7:46:07.201	3	<b>1:55.041</b>		7:51:03.078				
2	1:34.127	+4.169	7:47:41.328	4	1:57.292	+2.251	7:53:00.370				
3	1:33.895	+3.937	7:49:15.223	5	2:01.538	+6.497	7:55:01.908				
4	2:01.093	+31.135	7:51:16.316	<b>(26) Eva-Lotta MARK</b>							
5	<b>1:29.958</b>		7:52:46.274	1	<b>1:55.048</b>		7:47:14.659				
6	1:30.184	+0.226	7:54:16.458	2	1:55.710	+0.662	7:49:10.369				
<b>(26*) Aston KÕIV</b>				3	1:56.512	+1.464	7:51:06.881				
1	1:36.607	+2.189	7:46:12.879	4	1:56.319	+1.271	7:53:03.200				
2	1:34.727	+0.309	7:47:47.606	5	2:03.497	+8.449	7:55:06.697				
3	1:37.123	+2.705	7:49:24.729	<b>(442) Calvin Gregor MINAKOV</b>							
4	1:39.233	+4.815	7:51:03.962	1	<b>2:17.415</b>		7:46:49.351				
5	1:37.339	+2.921	7:52:41.301	2	2:19.265	+1.850	7:49:08.616				
6	<b>1:34.418</b>		7:54:15.719	3	2:24.069	+6.654	7:51:32.685				
<b>(88) Erki RAUDNAGEL</b>				4	2:21.848	+4.433	7:53:54.533				
1	1:37.291	+2.811	7:46:15.256								
2	<b>1:34.480</b>		7:47:49.736								
3	1:45.138	+10.658	7:49:34.874								
4	1:36.618	+2.138	7:51:11.492								
5	1:37.569	+3.089	7:52:49.061								
6	1:34.787	+0.307	7:54:23.848								
<b>(32) Kristofer VALK</b>											
1	1:42.825	+7.039	7:46:43.416								
2	1:42.728	+6.942	7:48:26.144								
3	<b>1:35.786</b>		7:50:01.930								
4	1:36.272	+0.486	7:51:38.202								
5	1:37.501	+1.715	7:53:15.703								

Võistluse korraldaja: #26 Racing Team

Orbits

Võistluse direktor: Asko SAADI

Võistluse juht: Sulev MURUMAA

Võistluse ajamõõtja: Asper LEPIIK Tulemused ja ringiajad: [www.mylaps.ee](http://www.mylaps.ee)

Printed: 10/10/2020 16:17:06

**ASPER**  
TIMING



# Külgkorvide ja Quadide KV V etapp 2020

Sorted on Laps

MX 50

Jaanikese motokeskus, Valga 1.700 km

1. Võistlussõit 10 minutit + 2 ringi

10/10/2020 12:20

Race (10:00 and 2 Laps) started at 11:20:41

Pos	No.	Name	Laps	Diff	Gap	Best Tm	In Lap	Class	Team	Model	Points
<b>1</b>	222	<b>Rasmus NÄÄR</b>	<b>10</b>			<b>1:22.737</b>	3	MX 50	KTL Racing	KTM	<b>30</b>
<b>2</b>	443	<b>Oliver SAAR</b>	<b>10</b>	9.779	9.779	<b>1:24.021</b>	8	MX 50	RedMoto Racing	Husqvarna	<b>29</b>
<b>3</b>	9	<b>Johann HANSMAN</b>	<b>10</b>	11.491	1.712	<b>1:24.346</b>	6	MX 50	KTL Racing	KTM	<b>28</b>
<b>4</b>	88	<b>Erki RAUDNAGEL</b>	<b>10</b>	1:08.238	56.747	<b>1:29.708</b>	5	MX 50	Äksi39Team	KTM	<b>27</b>
<b>5</b>	26*	<b>Aston KÕIV</b>	<b>10</b>	1:24.907	16.669	<b>1:31.376</b>	5	MX 50	Kagu Motoklubi	Husqvarna	<b>26</b>
<b>6</b>	32	<b>Kristofer VALK</b>	<b>9</b>	1 Lap	1 Lap	<b>1:35.812</b>	3	MX 50	Sõmeru Racing	Husqvarna	<b>25</b>
<b>7</b>	24	<b>Kenneth SIMULASK</b>	<b>9</b>	1 Lap	34.583	<b>1:37.678</b>	5	MX 50	Vihur Motosport	Husqvarna	<b>24</b>
<b>8</b>	122	<b>Alar JOHANSON</b>	<b>9</b>	1 Lap	15.714	<b>1:38.615</b>	7	MX 50	VKJ Racing	Husqvarna	<b>23</b>
<b>9</b>	27	<b>Evar MARK</b>	<b>8</b>	2 Laps	1 Lap	<b>1:45.237</b>	5	MX 50	Sõmeru Racing	Husqvarna	<b>22</b>
<b>10</b>	26	<b>Eva-Lotta MARK</b>	<b>8</b>	2 Laps	50.976	<b>1:50.755</b>	2	MX 50	Sõmeru Racing	Husqvarna	<b>21</b>
<b>11</b>	442	<b>Calvin Gregor MINAKI</b>	<b>7</b>	3 Laps	1 Lap	<b>1:58.764</b>	7	MX 50	RedMoto Racing	KTM	<b>20</b>

Margin of Victory

Avg. Speed

Best Lap Tm

Best Speed

Best Lap by

9.779

72.595

1:22.737

73.969

222 - Rasmus NÄÄR

Võistluse korraldaja: #26 Racing Team

Orbits

Võistluse direktor: Asko SAADI

Võistluse juht: Sulev MURUMAA

Võistluse ajamõõtja: Asper LEPPIK Tulemused ja ringiajad: [www.mylaps.ee](http://www.mylaps.ee)

Printed: 10/10/2020 16:17:13

**ASPER**  
TIMING



# Külgkorvide ja Quadide KV V etapp 2020

MX 50

Jaanikese motokeskus, Valga 1.700 km

1. Võistlussõit 10 minutit + 2 ringi

10/10/2020 12:20

Race (10:00 and 2 Laps) started at 11:20:41

Lap	Lap Tm	Diff	Time of Day
<b>(222) Rasmus NÄÄR</b>			
1			11:21:59.631
2	1:24.335	+1.598	11:23:23.966
3	<b>1:22.737</b>		11:24:46.703
4	1:24.051	+1.314	11:26:10.754
5	1:25.200	+2.463	11:27:35.954
6	1:25.184	+2.447	11:29:01.138
7	1:24.585	+1.848	11:30:25.723
8	1:28.104	+5.367	11:31:53.827
9	1:25.803	+3.066	11:33:19.630
10	1:25.189	+2.452	11:34:44.819

Lap	Lap Tm	Diff	Time of Day
<b>(443) Oliver SAAR</b>			
1			11:22:06.157
2	1:26.860	+2.839	11:23:33.017
3	1:25.104	+1.083	11:24:58.121
4	1:25.300	+1.279	11:26:23.421
5	1:25.674	+1.653	11:27:49.095
6	1:24.743	+0.722	11:29:13.838
7	1:25.511	+1.490	11:30:39.349
8	<b>1:24.021</b>		11:32:03.370
9	1:25.937	+1.916	11:33:29.307
10	1:25.291	+1.270	11:34:54.598

Lap	Lap Tm	Diff	Time of Day
<b>(9) Johann HANSMAN</b>			
1			11:22:05.367
2	1:27.024	+2.678	11:23:32.391
3	1:24.820	+0.474	11:24:57.211
4	1:25.303	+0.957	11:26:22.514
5	1:25.551	+1.205	11:27:48.065
6	<b>1:24.346</b>		11:29:12.411
7	1:26.467	+2.121	11:30:38.878
8	1:26.185	+1.839	11:32:05.063
9	1:25.478	+1.132	11:33:30.541
10	1:25.769	+1.423	11:34:56.310

Lap	Lap Tm	Diff	Time of Day
<b>(88) Erki RAUDNAGEL</b>			
1			11:22:11.478
2	1:33.263	+3.555	11:23:44.741
3	1:31.265	+1.557	11:25:16.006
4	1:30.954	+1.246	11:26:46.960
5	<b>1:29.708</b>		11:28:16.668
6	1:30.721	+1.013	11:29:47.389
7	1:30.705	+0.997	11:31:18.094
8	1:31.116	+1.408	11:32:49.210
9	1:30.679	+0.971	11:34:19.889

Lap	Lap Tm	Diff	Time of Day
10	1:33.168	+3.460	11:35:53.057
<b>(26*) Aston KÕIV</b>			
1			11:22:13.569
2	1:33.009	+1.633	11:23:46.578
3	1:31.821	+0.445	11:25:18.399
4	1:32.969	+1.593	11:26:51.368
5	<b>1:31.376</b>		11:28:22.744
6	1:33.240	+1.864	11:29:55.984
7	1:31.504	+0.128	11:31:27.488
8	1:34.141	+2.765	11:33:01.629
9	1:32.602	+1.226	11:34:34.231
10	1:35.495	+4.119	11:36:09.726

Lap	Lap Tm	Diff	Time of Day
<b>(32) Kristofer VALK</b>			
1			11:22:31.812
2	1:40.655	+4.843	11:24:12.467
3	<b>1:35.812</b>		11:25:48.279
4	1:35.919	+0.107	11:27:24.198
5	1:38.027	+2.215	11:29:02.225
6	1:37.581	+1.769	11:30:39.806
7	1:36.939	+1.127	11:32:16.745
8	1:36.510	+0.698	11:33:53.255
9	1:38.360	+2.548	11:35:31.615

Lap	Lap Tm	Diff	Time of Day
<b>(24) Kenneth SIMULASK</b>			
1			11:22:31.427
2	1:41.697	+4.019	11:24:13.124
3	1:40.549	+2.871	11:25:53.673
4	1:39.331	+1.653	11:27:33.004
5	<b>1:37.678</b>		11:29:10.682
6	1:41.046	+3.368	11:30:51.728
7	1:39.158	+1.480	11:32:30.886
8	1:41.127	+3.449	11:34:12.013
9	1:54.185	+16.507	11:36:06.198

Lap	Lap Tm	Diff	Time of Day
<b>(122) Alar JOHANSON</b>			
1			11:22:21.695
2	1:41.920	+3.305	11:24:03.615
3	1:58.955	+20.340	11:26:02.570
4	1:44.756	+6.141	11:27:47.326
5	1:45.217	+6.602	11:29:32.543
6	1:46.501	+7.886	11:31:19.044
7	<b>1:38.615</b>		11:32:57.659
8	1:41.363	+2.748	11:34:39.022
9	1:42.890	+4.275	11:36:21.912

Lap	Lap Tm	Diff	Time of Day
<b>(27) Evar MARK</b>			
1			11:22:25.81
2	1:45.813	+0.576	11:24:11.62
3	1:49.165	+3.928	11:26:00.79
4	1:45.574	+0.337	11:27:46.36
5	<b>1:45.237</b>		11:29:31.60
6	1:45.776	+0.539	11:31:17.37
7	1:47.264	+2.027	11:33:04.64
8	1:49.444	+4.207	11:34:54.08

Lap	Lap Tm	Diff	Time of Day
<b>(26) Eva-Lotta MARK</b>			
1			11:22:30.65
2	<b>1:50.755</b>		11:24:21.41
3	1:52.562	+1.807	11:26:13.97
4	1:54.587	+3.832	11:28:08.55
5	1:54.915	+4.160	11:30:03.47
6	1:55.123	+4.368	11:31:58.59
7	1:54.078	+3.323	11:33:52.67
8	1:52.387	+1.632	11:35:45.06

Lap	Lap Tm	Diff	Time of Day
<b>(442) Calvin Gregor MINAKOV</b>			
1			11:22:46.00
2	2:05.846	+7.082	11:24:51.84
3	2:02.519	+3.755	11:26:54.36
4	2:00.630	+1.866	11:28:54.99
5	1:59.853	+1.089	11:30:54.84
6	1:59.486	+0.722	11:32:54.33
7	<b>1:58.764</b>		11:34:53.09

Võistluse korraldaja: #26 Racing Team

Orbits

Võistluse direktor: Asko SAADI

Võistluse juht: Sulev MURUMAA

Võistluse ajamõõtja: Asper LEPIIK Tulemused ja ringiajad: [www.mylaps.ee](http://www.mylaps.ee)

Printed: 10/10/2020 16:17:19

**ASPER**  
TIMING



# Külgkorvide ja Quadide KV V etapp 2020

Sorted on Laps

MX 50

Jaanikese motokeskus, Valga 1.700 km

2. Võistlussõit 10 minutit + 2 ringi

10/10/2020 15:20

Race (10:00 and 2 Laps) started at 14:47:29

Pos	No.	Name	Laps	Diff	Gap	Best Tm	In Lap	Class	Team	Model	Points
<b>1</b>	222	<b>Rasmus NÄÄR</b>	<b>10</b>			<b>1:22.828</b>	2	MX 50	KTL Racing	KTM	<b>30</b>
<b>2</b>	443	<b>Oliver SAAR</b>	<b>10</b>	19.734	19.734	<b>1:25.284</b>	5	MX 50	RedMoto Racing	Husqvarna	<b>29</b>
<b>3</b>	9	<b>Johann HANSMAN</b>	<b>10</b>	53.554	33.820	<b>1:26.563</b>	4	MX 50	KTL Racing	KTM	<b>28</b>
<b>4</b>	88	<b>Erki RAUDNAGEL</b>	<b>10</b>	1:23.824	30.270	<b>1:31.550</b>	5	MX 50	Äksi39Team	KTM	<b>27</b>
<b>5</b>	26*	<b>Aston KÕIV</b>	<b>10</b>	1:33.499	9.675	<b>1:32.573</b>	6	MX 50	Kagu Motoklubi	Husqvarna	<b>26</b>
<b>6</b>	32	<b>Kristofer VALK</b>	<b>9</b>	1 Lap	1 Lap	<b>1:34.965</b>	5	MX 50	Sõmeru Racing	Husqvarna	<b>25</b>
<b>7</b>	122	<b>Alar JOHANSON</b>	<b>9</b>	1 Lap	25.557	<b>1:39.076</b>	6	MX 50	VKJ Racing	Husqvarna	<b>24</b>
<b>8</b>	24	<b>Kenneth SIMULASK</b>	<b>9</b>	1 Lap	2.452	<b>1:39.429</b>	3	MX 50	Vihur Motosport	Husqvarna	<b>23</b>
<b>9</b>	27	<b>Evar MARK</b>	<b>8</b>	2 Laps	1 Lap	<b>1:45.412</b>	2	MX 50	Sõmeru Racing	Husqvarna	<b>22</b>
<b>10</b>	26	<b>Eva-Lotta MARK</b>	<b>8</b>	2 Laps	21.916	<b>1:50.471</b>	2	MX 50	Sõmeru Racing	Husqvarna	<b>21</b>
<b>11</b>	442	<b>Calvin Gregor MINAKI</b>	<b>7</b>	3 Laps	1 Lap	<b>1:56.622</b>	6	MX 50	RedMoto Racing	KTM	<b>20</b>

Margin of Victory

Avg. Speed

Best Lap Tm

Best Speed

Best Lap by

19.734

71.870

1:22.828

73.888

222 - Rasmus NÄÄR

Võistluse korraldaja: #26 Racing Team

Orbits

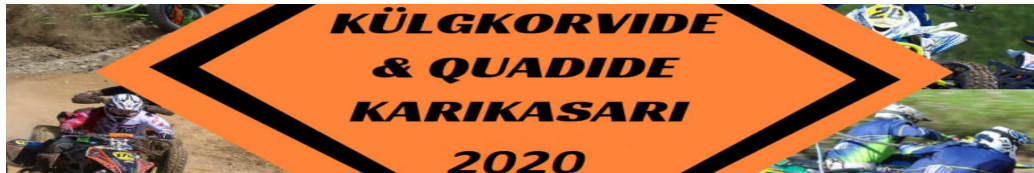
Võistluse direktor: Asko SAADI

Võistluse juht: Sulev MURUMAA

Võistluse ajamõõtja: Asper LEPPIK Tulemused ja ringiajad: [www.mylaps.ee](http://www.mylaps.ee)

Printed: 10/10/2020 16:17:26

**ASPER**  
TIMING



# Külgkorvide ja Quadide KV V etapp 2020

MX 50

Jaanikese motokeskus, Valga 1.700 km

2. Võistlussõit 10 minutit + 2 ringi

10/10/2020 15:20

Race (10:00 and 2 Laps) started at 14:47:29

Lap	Lap Tm	Diff	Time of Day
<b>(222) Rasmus NÄÄR</b>			
1			14:48:48.079
2	<b>1:22.828</b>		14:50:10.907
3	1:25.947	+3.119	14:51:36.854
4	1:24.504	+1.676	14:53:01.358
5	1:24.569	+1.741	14:54:25.927
6	1:26.158	+3.330	14:55:52.085
7	1:24.682	+1.854	14:57:16.767
8	1:26.114	+3.286	14:58:42.881
9	1:30.379	+7.551	15:00:13.260
10	1:27.871	+5.043	15:01:41.131

Lap	Lap Tm	Diff	Time of Day
<b>(443) Oliver SAAR</b>			
1			14:48:54.406
2	1:26.527	+1.243	14:50:20.933
3	1:25.608	+0.324	14:51:46.541
4	1:26.837	+1.553	14:53:13.378
5	<b>1:25.284</b>		14:54:38.662
6	1:25.900	+0.616	14:56:04.562
7	1:28.518	+3.234	14:57:33.080
8	1:27.515	+2.231	14:59:00.595
9	1:30.108	+4.824	15:00:30.703
10	1:30.162	+4.878	15:02:00.865

Lap	Lap Tm	Diff	Time of Day
<b>(9) Johann HANSMAN</b>			
1			14:48:52.225
2	1:26.950	+0.387	14:50:19.175
3	1:26.604	+0.041	14:51:45.779
4	<b>1:26.563</b>		14:53:12.342
5	1:43.090	+16.527	14:54:55.432
6	1:30.237	+3.674	14:56:25.669
7	1:30.529	+3.966	14:57:56.198
8	1:31.268	+4.705	14:59:27.466
9	1:32.197	+5.634	15:00:59.663
10	1:35.022	+8.459	15:02:34.685

Lap	Lap Tm	Diff	Time of Day
<b>(88) Erki RAUDNAGEL</b>			
1			14:48:59.890
2	1:34.351	+2.801	14:50:34.241
3	1:33.348	+1.798	14:52:07.589
4	1:35.777	+4.227	14:53:43.366
5	<b>1:31.550</b>		14:55:14.916
6	1:33.804	+2.254	14:56:48.720
7	1:33.829	+2.279	14:58:22.549
8	1:35.492	+3.942	14:59:58.041
9	1:34.378	+2.828	15:01:32.419

Lap	Lap Tm	Diff	Time of Day
10	1:32.536	+0.986	15:03:04.955
<b>(26*) Aston KÕIV</b>			
1			14:49:01.586
2	1:34.964	+2.391	14:50:36.550
3	1:34.300	+1.727	14:52:10.850
4	1:34.657	+2.084	14:53:45.507
5	1:34.621	+2.048	14:55:20.128
6	<b>1:32.573</b>		14:56:52.701
7	1:33.341	+0.768	14:58:26.042
8	1:36.863	+4.290	15:00:02.905
9	1:35.860	+3.287	15:01:38.765
10	1:35.865	+3.292	15:03:14.630

Lap	Lap Tm	Diff	Time of Day
<b>(32) Kristofer VALK</b>			
1			14:49:11.578
2	1:40.908	+5.943	14:50:52.486
3	1:39.108	+4.143	14:52:31.594
4	1:36.025	+1.060	14:54:07.619
5	<b>1:34.965</b>		14:55:42.584
6	1:38.641	+3.676	14:57:21.225
7	1:37.293	+2.328	14:58:58.518
8	1:36.824	+1.859	15:00:35.342
9	1:36.489	+1.524	15:02:11.831

Lap	Lap Tm	Diff	Time of Day
<b>(122) Alar JOHANSON</b>			
1			14:49:07.002
2	1:41.699	+2.623	14:50:48.701
3	1:39.604	+0.528	14:52:28.305
4	1:39.465	+0.389	14:54:07.770
5	1:42.835	+3.759	14:55:50.605
6	<b>1:39.076</b>		14:57:29.681
7	1:41.592	+2.516	14:59:11.273
8	1:41.679	+2.603	15:00:52.952
9	1:44.436	+5.360	15:02:37.388

Lap	Lap Tm	Diff	Time of Day
<b>(24) Kenneth SIMULASK</b>			
1			14:49:09.831
2	1:41.361	+1.932	14:50:51.192
3	<b>1:39.429</b>		14:52:30.621
4	1:40.029	+0.600	14:54:10.650
5	1:41.401	+1.972	14:55:52.051
6	1:40.617	+1.188	14:57:32.668
7	1:42.190	+2.761	14:59:14.858
8	1:41.932	+2.503	15:00:56.790
9	1:43.050	+3.621	15:02:39.840

Lap	Lap Tm	Diff	Time of Day
<b>(27) Evar MARK</b>			
1			14:49:16.600
2	<b>1:45.412</b>		14:51:02.010
3	1:48.257	+2.845	14:52:50.270
4	1:47.814	+2.402	14:54:38.080
5	1:50.322	+4.910	14:56:28.400
6	1:51.798	+6.386	14:58:20.200
7	1:51.903	+6.491	15:00:12.100
8	2:10.877	+25.465	15:02:22.980

Lap	Lap Tm	Diff	Time of Day
<b>(26) Eva-Lotta MARK</b>			
1			14:49:15.990
2	<b>1:50.471</b>		14:51:06.460
3	1:50.534	+0.063	14:52:57.000
4	1:51.503	+1.032	14:54:48.500
5	1:54.599	+4.128	14:56:43.100
6	1:53.988	+3.517	14:58:37.090
7	1:54.949	+4.478	15:00:32.040
8	2:12.859	+22.388	15:02:44.900

Lap	Lap Tm	Diff	Time of Day
<b>(442) Calvin Gregor MINAKOV</b>			
1			14:49:33.420
2	2:11.467	+14.845	14:51:44.890
3	2:05.868	+9.246	14:53:50.760
4	2:03.750	+7.128	14:55:54.510
5	2:09.558	+12.936	14:58:04.060
6	<b>1:56.622</b>		15:00:00.690
7	2:09.911	+13.289	15:02:10.600

Võistluse korraldaja: #26 Racing Team

Orbits

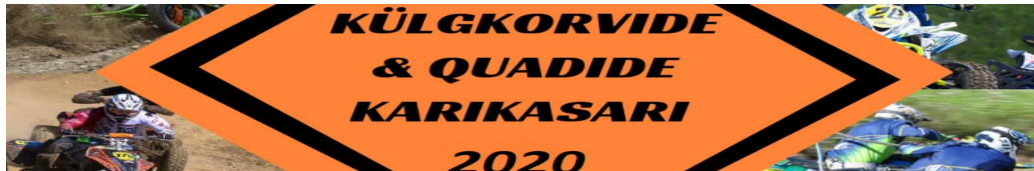
Võistluse direktor: Asko SAADI

Võistluse juht: Sulev MURUMAA

Võistluse ajamõõtja: Asper LEPIIK Tulemused ja ringiajad: www.mylaps.ee

Printed: 10/10/2020 16:17:31

**ASPER**  
TIMING




## Külgkorvide ja Quadide KV V etapp 2020

MX 50

Jaanikese motokeskus, Valga 1.700 km

MX 50 - Kokkuvõte



Pos	No.	Name	Team	R1.	R2.	Total points
1	222	Rasmus NÄÄR	KTL Racing	30	30	60
2	443	Oliver SAAR	RedMoto Racing	29	29	58
3	9	Johann HANSMAN	KTL Racing	28	28	56
4	88	Erki RAUDNAGEL	Äksi39Team	27	27	54
5	26*	Aston KÕIV	Kagu Motoklubi	26	26	52
6	32	Kristofer VALK	Sõmeru Racing	25	25	50
7	122	Alar JOHANSON	VKJ Racing	23	24	47
8	24	Kenneth SIMULASK	Vihur Motosport	24	23	47
9	27	Evar MARK	Sõmeru Racing	22	22	44
10	26	Eva-Lotta MARK	Sõmeru Racing	21	21	42
11	442	Calvin Gregor MINAKOV	RedMoto Racing	20	20	40

Võistluse korraldaja: #26 Racing Team

Orbits

Võistluse direktor: Asko SAADI

Võistluse juht: Sulev MURUMAA

Võistluse ajamõõtja: Asper LEPPIK Tulemused ja ringiajad: [www.mylaps.ee](http://www.mylaps.ee)

Printed: 10/10/2020 16:17:35

**ASPER**  
TIMING