



Summer Race '10
10-11. JUUNI



SUMMER RACING

**ESTONIAN RACING CHAMPIONSHIP
FINNISH RACING CHAMPIONSHIP
NEZ RACING CHAMPIONSHIP
BALTIC SEA CUP**

Summer Race 2010


**Audru Circuit, Pärnu, Estonia
09-10.07.2010**

EAL TIMING
SPORTS TIMING

MYLAPS
SPORTS TIMING

Timing and Results by EAL Timing

<http://autosport.mylaps.com>



One lap distance: 2173 m

Track records:

Nordic F-3 Masters

11.08.2007 Jegor Popov, (Dallara 304) EST 50.019 RACE
10.08.2007 Jesse Krohn, (Dallara 397) FIN 49.937 QUALIFY
10.08.2007 Jegor Popov, (Dallara 304) EST 50.166 PRACTICE

Formula Renault 2,0

29.06.2008 Jesse Krohn, FIN 50.054 RACE
09.07.2010 Miika Kunranta, FIN 50.095 QUALIFY
27.06.2008 Kevin Korjus, EST 50.181 PRACTICE

Formula Baltic

14.08.2005 Jegor Popov, EST (Dallara 394) 50.404 RACE
13.08.2005 Jegor Popov, EST (Dallara 394) 50.326 QUALIFY
10.06.2006 Jegor Popov, EST (Dallara 394) 50.906 PRACTICE

NEZ GT Super Nordic

09.08.2008 Pertti A. Kuismanen, FIN (Dodge Viper) 52.568 RACE
09.07.2010 Petri Lappalainen, FIN (Porsche 911 GT3 R) 52.253 QUALIFY
08.08.2008 Pertti A. Kuismanen, FIN (Dodge Viper) 52.917 PRACTICE

Formula Ford

10.07.2010 Antti Buri, FIN 54.431 RACE
09.07.2010 Antti Buri, FIN 54.067 QUALIFY
09.07.2010 Antti Buri, FIN 54.992 PRACTICE

Super B2000

10.07.2010 Uldis Timaks, LAT (Opel Astra) 59.464 RACE
19.06.2010 Marcis Birkens, LAT (Honda Civic Type R) 58.930 QUALIFY
09.07.2010 Uldis Timaks, LAT (Opel Astra) 1:00.460 PRACTICE

Super 1600

14.08.2005 Raimo Kulli, EST (VW Golf III) 1:00.606 RACE
09.07.2010 Kaspar Aruvee, EST (Lada 2101) 1:00.935 QUALIFY
03.07.2005 Raimo Kulli, EST (VW Golf III) 1:00.521 PRACTICE

Honda Civic Type R - Honda Challenge

09.07.2010 Alexander Antonov, RUS 1:00.020 RACE
09.07.2010 Alexander Antonov, RUS 1:00.459 QUALIFY
09.07.2010 Alexander Antonov, RUS 1:00.994 PRACTICE

BMW Xtreme

09.07.2010 Heikki Liiri-Ralf Floman, FIN 1:02.520 RACE
09.07.2010 Heikki Liiri-Ralf Floman, FIN 1:02.249 QUALIFY
09.07.2010 Sami Grönthal-Jari Nuoramo, FIN 1:02.657 PRACTICE

Juniors

12.07.2009 Martin Seppam, EST (VW Golf II) 1:04.135 RACE
29.08.2009 Karl Raudsepp, EST (Honda Civic) 1:04.576 QUALIFY
12.07.2009 Martin Seppam, EST (VW Golf II) 1:04.201 PRACTICE

BMW 325 Cup

10.07.2010 Ruve Veski, EST (BMW 325, E36) 1:03.365 RACE
19.06.2010 Indrek Nilson, EST (BMW 325, E36) 1:03.178 QUALIFY
19.06.2010 Ruve Veski, EST (BMW 325, E36) 1:03.437 PRACTICE

V1600

09.07.2010 Aku Pellinen, FIN (Alfa Romeo 147) 1:07.282 RACE
09.07.2010 Aku Pellinen, FIN (Alfa Romeo 147) 1:06.326 QUALIFY
09.07.2010 Aku Pellinen, FIN (Alfa Romeo 147) 1:06.458 PRACTICE

Summer Race 2010 (FRC,ERC,NEZ RC,BS Cup)

Sorted on Best Lap time

V1600, Super Touring, Honda Challenge

Audru circuit 2,173 Km

V1600 Cup, Super Touring, Honda Challenge - free practice

9.07.2010 10:20

Practice started at 10:22:02

| Pos | No. | Name | Nat | Entrant/Race Team | Make | Best Tm | Diff | Gap | Laps | In Lap | Best Speed |
|-----------------|-----|-------------------|-----|-------------------|-----------------------|----------|-------|-------|------|--------|------------|
| Honda Challenge | | | | | | | | | | | |
| 1 | 40 | Alexander Antonov | RUS | | Honda Civic Type-R | 1:00.944 | | | 11 | 9 | 128,360 |
| 2 | 41 | Sergey Golubev | RUS | | Honda Civic Type-R | 1:02.646 | 1.702 | 1.702 | 11 | 8 | 124,873 |
| V1600 | | | | | | | | | | | |
| 1 | 147 | Aku Pellinen | FIN | ATAK/UA | Alfa Romeo 147 1,6 TS | 1:06.458 | | | 11 | 10 | 117,710 |
| 2 | 22 | Petri Pyymäki | FIN | SAU | Renault Clio 16V | 1:07.465 | 1.007 | 1.007 | 11 | 11 | 115,953 |
| 3 | 10 | Henri Tuomisto | FIN | SAU | Peugeot 206 XS | 1:07.773 | 1.315 | 0.308 | 10 | 10 | 115,426 |
| 4 | 69 | Jukka Nieminen | FIN | SAU | VW Lupo GTI | 1:07.868 | 1.410 | 0.095 | 12 | 7 | 115,265 |
| 5 | 88 | Sami Vainioniemi | FIN | JyvUA | Alfa Romeo 147 1,6 TS | 1:08.131 | 1.673 | 0.263 | 10 | 10 | 114,820 |
| 6 | 26 | Marko Kanerva | FIN | SAU | Peugeot 206 XS | 1:08.300 | 1.842 | 0.169 | 10 | 10 | 114,536 |
| 7 | 2 | Arttu Mäkelä | FIN | FHRA | Citroen C2 VTR | 1:08.489 | 2.031 | 0.189 | 11 | 11 | 114,220 |
| 8 | 20 | Marko Mäkelä | FIN | NokUA | VW Polo 1,4 | 1:10.024 | 3.566 | 1.535 | 7 | 5 | 111,716 |
| 9 | 30 | Tero Honkanen | FIN | | VW Polo 1,4 | 1:13.495 | 7.037 | 3.471 | 10 | 8 | 106,440 |

Summer Race 2010 (FRC,ERC,NEZ RC,BS Cup)

V1600, Super Touring, Honda Challenge

Audru circuit 2,173 Km

V1600 Cup, Super Touring, Honda Challenge - free practice

9.07.2010 10:20

Practice started at 10:22:02

| Lap | Lap Tm | Diff | Time of Day |
|-------------------------------|-----------------|---------|--------------|
| (40) Alexander Antonov | | | |
| 1 | 1:31.880 | +30.936 | 10:24:07.236 |
| 2 | 1:24.630 | +23.686 | 10:25:31.866 |
| 3 | 1:15.077 | +14.133 | 10:26:46.943 |
| p4 | 1:21.045 | +20.101 | 10:28:07.988 |
| 5 | 1:17.513 | +16.569 | 10:29:25.501 |
| 6 | 1:01.661 | +0.717 | 10:30:27.162 |
| 7 | 1:01.197 | +0.253 | 10:31:28.359 |
| 8 | 1:02.235 | +1.291 | 10:32:30.594 |
| 9 | 1:00.944 | | 10:33:31.538 |
| 10 | 1:01.127 | +0.183 | 10:34:32.665 |
| 11 | 1:01.412 | +0.468 | 10:35:34.077 |

| Lap | Lap Tm | Diff | Time of Day |
|----------------------------|-----------------|---------|--------------|
| (41) Sergey Golubev | | | |
| 1 | 1:30.380 | +27.734 | 10:24:08.332 |
| 2 | 1:17.063 | +14.417 | 10:25:25.395 |
| 3 | 1:24.883 | +22.237 | 10:26:50.278 |
| 4 | 1:12.726 | +10.080 | 10:28:03.004 |
| 5 | 1:04.143 | +1.497 | 10:29:07.147 |
| 6 | 1:03.519 | +0.873 | 10:30:10.666 |
| 7 | 1:05.069 | +2.423 | 10:31:15.735 |
| 8 | 1:02.646 | | 10:32:18.381 |
| 9 | 1:03.368 | +0.722 | 10:33:21.749 |
| 10 | 1:04.093 | +1.447 | 10:34:25.842 |
| 11 | 1:24.883 | +22.237 | 10:35:50.725 |

| Lap | Lap Tm | Diff | Time of Day |
|---------------------------|-----------------|---------|--------------|
| (147) Aku Pellinen | | | |
| 1 | 1:46.300 | +39.842 | 10:24:04.601 |
| 2 | 1:17.913 | +11.455 | 10:25:22.514 |
| 3 | 1:08.976 | +2.518 | 10:26:31.490 |
| 4 | 1:07.179 | +0.721 | 10:27:38.669 |
| 5 | 1:06.816 | +0.358 | 10:28:45.485 |
| 6 | 1:06.714 | +0.256 | 10:29:52.199 |
| 7 | 1:06.527 | +0.069 | 10:30:58.726 |
| 8 | 1:06.748 | +0.290 | 10:32:05.474 |
| 9 | 1:06.557 | +0.099 | 10:33:12.031 |
| 10 | 1:06.458 | | 10:34:18.489 |
| 11 | 1:06.458 | | 10:35:24.947 |

| Lap | Lap Tm | Diff | Time of Day |
|---------------------------|-----------------|---------|--------------|
| (22) Petri Pyymäki | | | |
| 1 | 1:28.531 | +21.066 | 10:23:48.640 |
| 2 | 1:09.279 | +1.814 | 10:24:57.919 |
| 3 | 1:08.437 | +0.972 | 10:26:06.356 |
| 4 | 1:07.925 | +0.460 | 10:27:14.281 |
| 5 | 1:08.361 | +0.896 | 10:28:22.642 |
| 6 | 1:09.449 | +1.984 | 10:29:32.091 |
| 7 | 1:13.991 | +6.526 | 10:30:46.082 |
| 8 | 1:09.880 | +2.415 | 10:31:55.962 |
| 9 | 1:08.839 | +1.374 | 10:33:04.801 |
| 10 | 1:08.083 | +0.618 | 10:34:12.884 |
| 11 | 1:07.465 | | 10:35:20.349 |

| Lap | Lap Tm | Diff | Time of Day |
|----------------------------|-----------------|---------|--------------|
| (10) Henri Tuomisto | | | |
| 1 | 1:22.045 | +14.272 | 10:23:54.339 |
| 2 | 1:08.413 | +0.640 | 10:25:02.752 |
| 3 | 1:08.102 | +0.329 | 10:26:10.854 |
| 4 | 1:07.882 | +0.109 | 10:27:18.736 |
| p5 | 1:28.615 | +20.842 | 10:28:47.351 |
| 6 | 1:58.094 | +50.321 | 10:30:45.445 |
| 7 | 1:08.175 | +0.402 | 10:31:53.620 |
| 8 | 1:08.041 | +0.268 | 10:33:01.661 |
| 9 | 1:07.998 | +0.225 | 10:34:09.659 |
| 10 | 1:07.773 | | 10:35:17.432 |

| | | | |
|----------------------------|--|--|--|
| (69) Jukka Nieminen | | | |
|----------------------------|--|--|--|

| Lap | Lap Tm | Diff | Time of Day |
|-----|-----------------|---------|--------------|
| 1 | 1:25.281 | +17.413 | 10:23:40.537 |
| 2 | 1:10.240 | +2.372 | 10:24:50.777 |
| 3 | 1:11.376 | +3.508 | 10:26:02.153 |
| 4 | 1:08.207 | +0.339 | 10:27:10.360 |
| 5 | 1:07.989 | +0.121 | 10:28:18.349 |
| 6 | 1:09.614 | +1.746 | 10:29:27.963 |
| 7 | 1:07.868 | | 10:30:35.831 |
| 8 | 1:08.407 | +0.539 | 10:31:44.238 |
| 9 | 1:08.278 | +0.410 | 10:32:52.516 |
| 10 | 1:08.560 | +0.692 | 10:34:01.076 |
| 11 | 1:08.097 | +0.229 | 10:35:09.173 |
| 12 | 1:11.295 | +3.427 | 10:36:20.468 |

| Lap | Lap Tm | Diff | Time of Day |
|------------------------------|-----------------|---------|--------------|
| (88) Sami Vainioniemä | | | |
| 1 | 1:36.494 | +28.363 | 10:24:44.216 |
| 2 | 1:13.807 | +5.676 | 10:25:58.023 |
| 3 | 1:13.989 | +5.858 | 10:27:12.012 |
| 4 | 1:09.617 | +1.486 | 10:28:21.629 |
| 5 | 1:11.571 | +3.440 | 10:29:33.200 |
| 6 | 1:10.521 | +2.390 | 10:30:43.721 |
| 7 | 1:11.794 | +3.663 | 10:31:55.515 |
| 8 | 1:10.121 | +1.990 | 10:33:05.636 |
| 9 | 1:08.384 | +0.253 | 10:34:14.020 |
| 10 | 1:08.131 | | 10:35:22.151 |

| Lap | Lap Tm | Diff | Time of Day |
|---------------------------|-----------------|---------|--------------|
| (26) Marko Kanerva | | | |
| 1 | 1:34.335 | +26.035 | 10:23:57.506 |
| 2 | 1:12.972 | +4.672 | 10:25:10.478 |
| 3 | 1:12.349 | +4.049 | 10:26:22.827 |
| 4 | 1:15.665 | +7.365 | 10:27:38.492 |
| 5 | 1:13.198 | +4.898 | 10:28:51.690 |
| 6 | 1:16.454 | +8.154 | 10:30:08.144 |
| 7 | 1:17.832 | +9.532 | 10:31:25.976 |
| p8 | 1:37.782 | +29.482 | 10:33:03.758 |
| 9 | 1:46.359 | +38.059 | 10:34:50.117 |
| 10 | 1:08.300 | | 10:35:58.417 |

| Lap | Lap Tm | Diff | Time of Day |
|-------------------------|-----------------|---------|--------------|
| (2) Arttu Mäkelä | | | |
| 1 | 1:29.439 | +20.950 | 10:24:12.860 |
| 2 | 1:15.287 | +6.798 | 10:25:28.147 |
| 3 | 1:11.133 | +2.644 | 10:26:39.280 |
| 4 | 1:10.576 | +2.087 | 10:27:49.856 |
| 5 | 1:09.978 | +1.489 | 10:28:59.834 |
| 6 | 1:10.122 | +1.633 | 10:30:09.956 |
| 7 | 1:14.267 | +5.778 | 10:31:24.223 |
| 8 | 1:09.349 | +0.860 | 10:32:33.572 |
| 9 | 1:08.772 | +0.283 | 10:33:42.344 |
| 10 | 1:08.904 | +0.415 | 10:34:51.248 |
| 11 | 1:08.489 | | 10:35:59.737 |

| Lap | Lap Tm | Diff | Time of Day |
|--------------------------|-----------------|---------|--------------|
| (20) Marko Mäkelä | | | |
| 1 | 1:29.755 | +19.731 | 10:24:11.329 |
| 2 | 1:15.232 | +5.208 | 10:25:26.561 |
| 3 | 1:11.864 | +1.840 | 10:26:38.425 |
| 4 | 1:10.400 | +0.376 | 10:27:48.825 |
| 5 | 1:10.024 | | 10:28:58.849 |
| 6 | 1:10.139 | +0.115 | 10:30:08.988 |
| 7 | 1:11.153 | +1.129 | 10:31:20.141 |

| Lap | Lap Tm | Diff | Time of Day |
|---------------------------|----------|---------|--------------|
| (30) Tero Honkanen | | | |
| 1 | 1:34.165 | +20.670 | 10:24:01.654 |
| 2 | 1:14.884 | +1.389 | 10:25:16.538 |
| 3 | 1:14.094 | +0.599 | 10:26:30.632 |
| 4 | 1:14.258 | +0.763 | 10:27:44.890 |
| 5 | 1:14.919 | +1.424 | 10:28:59.809 |
| p6 | 1:38.605 | +25.110 | 10:30:38.414 |

Summer Race 2010 (FRC,ERC,NEZ RC,BS Cup)

Sorted on Best Lap time

V1600, Super Touring, Honda Challenge

Audru circuit 2,173 Km

V1600 Cup, Super Touring, Honda Challenge - qualification

9.07.2010 14:10

Qualifying started at 14:10:18

| Pos | No. | Name | Nat | Entrant/Race Team | Make | Best Tm | Diff | Gap | Laps | In Lap | Best Speed |
|-----------------|-----|-------------------|-----|-------------------|-----------------------|----------|-------|-------|------|--------|------------|
| Honda Challenge | | | | | | | | | | | |
| 1 | 40 | Alexander Antonov | RUS | | Honda Civic Type-R | 1:00.459 | | | 11 | 8 | 129,390 |
| 2 | 41 | Sergey Golubev | RUS | | Honda Civic Type-R | 1:01.379 | 0.920 | 0.920 | 19 | 19 | 127,451 |
| 3 | 43 | Stanislav Zhukov | RUS | Papa`s Racing | Honda Civic Type-R | 1:07.150 | 6.691 | 5.771 | 17 | 17 | 116,497 |
| V1600 | | | | | | | | | | | |
| 1 | 147 | Aku Pellinen | FIN | ATAK/UA | Alfa Romeo 147 1,6 TS | 1:06.326 | | | 6 | 5 | 117,945 |
| 2 | 69 | Jukka Nieminen | FIN | SAU | VW Lupo GTI | 1:07.476 | 1.150 | 1.150 | 11 | 5 | 115,935 |
| 3 | 22 | Petri Pymäki | FIN | SAU | Renault Clio 16V | 1:07.514 | 1.188 | 0.038 | 17 | 15 | 115,869 |
| 4 | 10 | Henri Tuomisto | FIN | SAU | Peugeot 206 XS | 1:07.579 | 1.253 | 0.065 | 15 | 4 | 115,758 |
| 5 | 88 | Sami Vainioniemi | FIN | JyvUA | Alfa Romeo 147 1,6 TS | 1:07.582 | 1.256 | 0.003 | 12 | 3 | 115,753 |
| 6 | 26 | Marko Kanerva | FIN | SAU | Peugeot 206 XS | 1:07.981 | 1.655 | 0.399 | 16 | 12 | 115,073 |
| 7 | 2 | Arttu Mäkelä | FIN | FHRA | Citroen C2 VTR | 1:07.991 | 1.665 | 0.010 | 16 | 13 | 115,056 |
| 8 | 20 | Marko Mäkelä | FIN | NokUA | VW Polo 1,4 | 1:09.157 | 2.831 | 1.166 | 8 | 4 | 113,117 |
| 9 | 30 | Tero Honkanen | FIN | | VW Polo 1,4 | 1:11.369 | 5.043 | 2.212 | 15 | 6 | 109,611 |

Summer Race 2010 (FRC,ERC,NEZ RC,BS Cup)

V1600, Super Touring, Honda Challenge

Audru circuit 2,173 Km

V1600 Cup, Super Touring, Honda Challenge - qualification

9.07.2010 14:10

Qualifying started at 14:10:18

| Lap | Lap Tm | Diff | Time of Day |
|------------------------|-----------------|---------|--------------|
| (40) Alexander Antonov | | | |
| 1 | 1:24.563 | +24.104 | 14:12:02.318 |
| 2 | 1:02.624 | +2.165 | 14:13:04.942 |
| 3 | 1:01.162 | +0.703 | 14:14:06.104 |
| 4 | 1:01.318 | +0.859 | 14:15:07.422 |
| 5 | 1:01.413 | +0.954 | 14:16:08.835 |
| 6 | 1:00.834 | +0.375 | 14:17:09.669 |
| 7 | 1:00.881 | +0.422 | 14:18:10.550 |
| 8 | 1:00.459 | | 14:19:11.009 |
| p9 | 1:25.915 | +25.456 | 14:20:36.924 |
| 10 | 1:56.099 | +55.640 | 14:22:33.023 |
| 11 | 1:00.986 | +0.527 | 14:23:34.009 |

| Lap | Lap Tm | Diff | Time of Day |
|---------------------|-----------------|---------|--------------|
| (41) Sergey Golubev | | | |
| 1 | 1:23.595 | +22.216 | 14:12:05.669 |
| 2 | 1:08.184 | +6.805 | 14:13:13.853 |
| 3 | 1:04.539 | +3.160 | 14:14:18.392 |
| 4 | 1:03.731 | +2.352 | 14:15:22.123 |
| 5 | 1:03.337 | +1.958 | 14:16:25.460 |
| 6 | 1:02.379 | +1.000 | 14:17:27.839 |
| 7 | 1:01.657 | +0.278 | 14:18:29.496 |
| 8 | 1:01.834 | +0.455 | 14:19:31.330 |
| 9 | 1:03.090 | +1.711 | 14:20:34.420 |
| 10 | 1:01.857 | +0.478 | 14:21:36.277 |
| 11 | 1:01.776 | +0.397 | 14:22:38.053 |
| 12 | 1:02.068 | +0.689 | 14:23:40.121 |
| 13 | 1:05.292 | +3.913 | 14:24:45.413 |
| 14 | 1:01.839 | +0.460 | 14:25:47.252 |
| 15 | 1:01.555 | +0.176 | 14:26:48.807 |
| 16 | 1:02.556 | +1.177 | 14:27:51.363 |
| 17 | 1:01.955 | +0.576 | 14:28:53.318 |
| 18 | 1:01.720 | +0.341 | 14:29:55.038 |
| 19 | 1:01.379 | | 14:30:56.417 |

| Lap | Lap Tm | Diff | Time of Day |
|--------------------|-----------------|---------|--------------|
| (147) Aku Pellinen | | | |
| 1 | 1:33.482 | +27.156 | 14:12:19.034 |
| 2 | 1:06.612 | +0.286 | 14:13:25.646 |
| 3 | 1:06.446 | +0.120 | 14:14:32.092 |
| 4 | 1:06.827 | +0.501 | 14:15:38.919 |
| 5 | 1:06.326 | | 14:16:45.245 |
| p6 | 1:40.430 | +34.104 | 14:18:25.675 |

| Lap | Lap Tm | Diff | Time of Day |
|-----------------------|-----------------|---------|--------------|
| (43) Stanislav Zhukov | | | |
| 1 | 1:27.412 | +20.262 | 14:12:07.572 |
| 2 | 1:10.407 | +3.257 | 14:13:17.979 |
| 3 | 1:09.256 | +2.106 | 14:14:27.235 |
| 4 | 1:08.508 | +1.358 | 14:15:35.743 |
| 5 | 1:07.948 | +0.798 | 14:16:43.691 |
| 6 | 1:07.924 | +0.774 | 14:17:51.615 |
| 7 | 1:09.032 | +1.882 | 14:19:00.647 |
| 8 | 1:08.648 | +1.498 | 14:20:09.295 |
| 9 | 1:07.931 | +0.781 | 14:21:17.226 |
| 10 | 1:08.179 | +1.029 | 14:22:25.405 |
| 11 | 1:08.341 | +1.191 | 14:23:33.746 |
| 12 | 1:11.794 | +4.644 | 14:24:45.540 |
| 13 | 1:08.900 | +1.750 | 14:25:54.440 |
| 14 | 1:08.068 | +0.918 | 14:27:02.508 |
| 15 | 1:07.951 | +0.801 | 14:28:10.459 |
| 16 | 1:07.373 | +0.223 | 14:29:17.832 |
| 17 | 1:07.150 | | 14:30:24.982 |

| Lap | Lap Tm | Diff | Time of Day |
|---------------------|----------|---------|--------------|
| (69) Jukka Nieminen | | | |
| 1 | 1:32.106 | +24.630 | 14:12:25.236 |
| 2 | 1:08.503 | +1.027 | 14:13:33.739 |
| 3 | 1:08.136 | +0.660 | 14:14:41.875 |

| Lap | Lap Tm | Diff | Time of Day |
|-----|-----------------|-----------|--------------|
| 4 | 1:07.650 | +0.174 | 14:15:49.525 |
| 5 | 1:07.476 | | 14:16:57.001 |
| 6 | 1:08.116 | +0.640 | 14:18:05.117 |
| p7 | 1:34.782 | +27.306 | 14:19:39.899 |
| 8 | 3:28.286 | +2:20.810 | 14:23:08.185 |
| 9 | 1:08.436 | +0.960 | 14:24:16.621 |
| 10 | 1:07.879 | +0.403 | 14:25:24.500 |
| 11 | 1:29.058 | +21.582 | 14:26:53.558 |

| Lap | Lap Tm | Diff | Time of Day |
|--------------------|-----------------|---------|--------------|
| (22) Petri Pyymäki | | | |
| 1 | 1:35.618 | +28.104 | 14:12:11.730 |
| 2 | 1:08.105 | +0.591 | 14:13:19.835 |
| 3 | 1:08.311 | +0.797 | 14:14:28.146 |
| 4 | 1:15.446 | +7.932 | 14:15:43.592 |
| 5 | 1:07.735 | +0.221 | 14:16:51.327 |
| 6 | 1:08.675 | +1.161 | 14:18:00.002 |
| 7 | 1:08.266 | +0.752 | 14:19:08.268 |
| 8 | 1:07.998 | +0.484 | 14:20:16.266 |
| 9 | 1:10.546 | +3.032 | 14:21:26.812 |
| 10 | 1:08.140 | +0.626 | 14:22:34.952 |
| 11 | 1:10.777 | +3.263 | 14:23:45.729 |
| 12 | 1:07.948 | +0.434 | 14:24:53.677 |
| 13 | 1:08.033 | +0.519 | 14:26:01.710 |
| 14 | 1:07.796 | +0.282 | 14:27:09.506 |
| 15 | 1:07.514 | | 14:28:17.020 |
| 16 | 1:08.059 | +0.545 | 14:29:25.079 |
| 17 | 1:08.318 | +0.804 | 14:30:33.397 |

| Lap | Lap Tm | Diff | Time of Day |
|---------------------|-----------------|-----------|--------------|
| (10) Henri Tuomisto | | | |
| 1 | 1:27.677 | +20.098 | 14:12:24.394 |
| 2 | 1:08.245 | +0.666 | 14:13:32.639 |
| 3 | 1:08.145 | +0.566 | 14:14:40.784 |
| 4 | 1:07.579 | | 14:15:48.363 |
| 5 | 1:07.991 | +0.412 | 14:16:56.354 |
| 6 | 1:16.120 | +8.541 | 14:18:12.474 |
| 7 | 1:07.763 | +0.184 | 14:19:20.237 |
| 8 | 1:07.681 | +0.102 | 14:20:27.918 |
| p9 | 1:31.795 | +24.216 | 14:21:59.713 |
| 10 | 2:21.065 | +1:13.486 | 14:24:20.778 |
| 11 | 1:07.995 | +0.416 | 14:25:28.773 |
| 12 | 1:08.581 | +1.002 | 14:26:37.354 |
| 13 | 1:08.220 | +0.641 | 14:27:45.574 |
| 14 | 1:08.767 | +1.188 | 14:28:54.341 |
| 15 | 1:20.488 | +12.909 | 14:30:14.829 |

| Lap | Lap Tm | Diff | Time of Day |
|--------------------------|-----------------|-----------|--------------|
| (88) Sami Vainionieminen | | | |
| 1 | 1:25.929 | +18.347 | 14:12:49.928 |
| 2 | 1:08.306 | +0.724 | 14:13:58.234 |
| 3 | 1:07.582 | | 14:15:05.816 |
| 4 | 1:08.013 | +0.431 | 14:16:13.829 |
| 5 | 1:08.183 | +0.601 | 14:17:22.012 |
| p6 | 1:45.515 | +37.933 | 14:19:07.527 |
| 7 | 4:33.981 | +3:26.399 | 14:23:41.508 |
| 8 | 1:08.219 | +0.637 | 14:24:49.727 |
| 9 | 1:08.187 | +0.605 | 14:25:57.914 |
| 10 | 1:08.392 | +0.810 | 14:27:06.306 |
| 11 | 1:08.378 | +0.796 | 14:28:14.684 |
| p12 | 1:50.936 | +43.354 | 14:30:05.620 |

| Lap | Lap Tm | Diff | Time of Day |
|--------------------|----------|---------|--------------|
| (26) Marko Kanerva | | | |
| 1 | 1:33.477 | +25.496 | 14:12:06.738 |
| 2 | 1:09.581 | +1.600 | 14:13:16.319 |
| 3 | 1:08.504 | +0.523 | 14:14:24.823 |
| 4 | 1:08.597 | +0.616 | 14:15:33.420 |
| 5 | 1:08.209 | +0.228 | 14:16:41.629 |
| p6 | 1:29.927 | +21.946 | 14:18:11.556 |

| Lap | Lap Tm | Diff | Time of Day |
|-----|-----------------|---------|--------------|
| 7 | 1:44.160 | +36.179 | 14:19:55.716 |
| 8 | 1:08.565 | +0.584 | 14:21:04.281 |
| 9 | 1:08.207 | +0.226 | 14:22:12.488 |
| 10 | 1:08.130 | +0.149 | 14:23:20.618 |
| 11 | 1:08.544 | +0.563 | 14:24:29.162 |
| 12 | 1:07.981 | | 14:25:37.143 |
| 13 | 1:08.383 | +0.402 | 14:26:45.526 |
| 14 | 1:08.348 | +0.367 | 14:27:53.874 |
| 15 | 1:08.091 | +0.110 | 14:29:01.965 |
| 16 | 1:08.208 | +0.227 | 14:30:10.173 |

| Lap | Lap Tm | Diff | Time of Day |
|------------------|-----------------|---------|--------------|
| (2) Arttu Mäkelä | | | |
| 1 | 1:30.827 | +22.836 | 14:12:25.605 |
| 2 | 1:10.399 | +2.408 | 14:13:36.004 |
| 3 | 1:08.934 | +0.943 | 14:14:44.938 |
| 4 | 1:08.702 | +0.711 | 14:15:53.640 |
| 5 | 1:08.294 | +0.303 | 14:17:01.934 |
| 6 | 1:12.155 | +4.164 | 14:18:14.089 |
| 7 | 1:08.223 | +0.232 | 14:19:22.312 |
| 8 | 1:08.320 | +0.329 | 14:20:30.632 |
| 9 | 1:08.097 | +0.106 | 14:21:38.729 |
| p10 | 1:45.690 | +37.699 | 14:23:24.419 |
| 11 | 2:02.105 | +54.114 | 14:25:26.524 |
| 12 | 1:12.806 | +4.815 | 14:26:39.330 |
| 13 | 1:07.991 | | 14:27:47.321 |
| 14 | 1:08.073 | +0.082 | 14:28:55.394 |
| 15 | 1:08.211 | +0.220 | 14:30:03.605 |
| 16 | 1:15.533 | +7.542 | 14:31:19.138 |

| Lap | Lap Tm | Diff | Time of Day |
|-------------------|-----------------|---------|--------------|
| (20) Marko Mäkelä | | | |
| 1 | 1:33.165 | +24.008 | 14:12:32.431 |
| 2 | 1:10.739 | +1.582 | 14:13:43.170 |
| 3 | 1:09.816 | +0.659 | 14:14:52.986 |
| 4 | 1:09.157 | | 14:16:02.143 |
| 5 | 1:09.777 | +0.620 | 14:17:11.920 |
| 6 | 1:09.351 | +0.194 | 14:18:21.271 |
| 7 | 1:09.742 | +0.585 | 14:19:31.013 |
| 8 | 1:10.152 | +0.995 | 14:20:41.165 |

| Lap | Lap Tm | Diff | Time of Day |
|--------------------|-----------------|---------|--------------|
| (30) Tero Honkanen | | | |
| 1 | 1:31.969 | +20.600 | 14:12:22.246 |
| 2 | 1:16.365 | +4.996 | 14:13:38.611 |
| 3 | 1:12.159 | +0.790 | 14:14:50.770 |
| 4 | 1:11.853 | +0.484 | 14:16:02.623 |
| 5 | 1:12.765 | +1.396 | 14:17:15.388 |
| 6 | 1:11.369 | | 14:18:26.757 |
| 7 | 1:11.387 | +0.018 | 14:19:38.144 |
| 8 | 1:11.934 | +0.565 | 14:20:50.078 |
| 9 | 1:11.372 | +0.003 | 14:22:01.450 |
| p10 | 1:34.297 | +22.928 | 14:23:35.747 |
| 11 | 1:58.594 | +47.225 | 14:25:34.341 |
| 12 | 1:11.987 | +0.618 | 14:26:46.328 |
| 13 | 1:11.577 | +0.208 | 14:27:57.905 |
| 14 | 1:13.958 | +2.589 | 14:29:11.863 |
| 15 | 1:11.984 | +0.615 | 14:30:23.847 |

Summer Race 2010 (FRC,ERC,NEZ RC,BS Cup)

V1600, Super Touring, Honda Challenge

Audru circuit 2,173 Km

V1600 Cup, Super Touring, Honda Challenge - qualification

9.07.2010 14:10

Qualifying started at 14:10:18

POLE POSITION

Standing Start

1

1

40 Alexander Antonov
1:00.834
Honda Civic Type-R

2

3

147 Aku Pellinen
1:06.446
Alfa Romeo 147 1,6 TS

3

5

69 Jukka Nieminen
1:07.650
VW Lupo GTI

4

7

22 Petri Pyymäki
1:07.735
Renault Clio 16V

5

9

2 Arttu Mäkelä
1:08.073
Citroen C2 VTR

6

11

20 Marko Mäkelä
1:09.351
VW Polo 1,4

2

41 Sergey Golubev
1:01.555
Honda Civic Type-R

4

43 Stanislav Zhukov
1:07.373
Honda Civic Type-R

6

10 Henri Tuomisto
1:07.681
Peugeot 206 XS

8

88 Sami Vainioniemi
1:08.013
Alfa Romeo 147 1,6 TS

10

26 Marko Kanerva
1:08.091
Peugeot 206 XS

12

30 Tero Honkanen
1:11.372
VW Polo 1,4

Summer Race 2010 (FRC,ERC,NEZ RC,BS Cup)

Sorted on Laps

V1600, Super Touring, Honda Challenge

Audru circuit 2,173 Km

V1600 Cup, Super Touring, Honda Challenge - 1st Race, 20 min

9.07.2010 18:40

Race started at 18:41:20

| Pos | No. | Name | Nat | Entrant/Race Team | Make | Laps | Total Tm | Diff | Gap | Best Tm | Best Speed |
|-----------------|-----|-------------------|-----|-------------------|--------------------|------|-----------|--------|-------|----------|------------|
| Honda Challenge | | | | | | | | | | | |
| 1 | 40 | Alexander Antonov | RUS | | Honda Civic Type-R | 20 | 20:27.338 | | | 1:00.020 | 130,337 |
| 2 | 41 | Sergey Golubev | RUS | | Honda Civic Type-R | 20 | 20:53.122 | 25.784 | 5.784 | 1:01.256 | 127,707 |
| 3 | 43 | Stanislav Zhukov | RUS | Papa`s Racing | Honda Civic Type-R | 19 | 21:13.799 | 1 Lap | 1 Lap | 1:05.910 | 118,689 |

| V1600 | | | | | | | | | | | |
|-------|----|------------------|-----|---------|-----------------------|----|-----------|--------|-------|----------|---------|
| 1 | 47 | Aku Pellinen | FIN | ATAK/UA | Alfa Romeo 147 1,6 TS | 19 | 21:19.134 | | | 1:06.876 | 116,975 |
| 2 | 10 | Henri Tuomisto | FIN | SAU | Peugeot 206 XS | 18 | 20:34.003 | 1 Lap | 1 Lap | 1:07.644 | 115,647 |
| 3 | 22 | Petri Pymäki | FIN | SAU | Renault Clio 16V | 18 | 20:34.338 | 1 Lap | 0.335 | 1:07.445 | 115,988 |
| 4 | 69 | Jukka Nieminen | FIN | SAU | VW Lupo GTI | 18 | 20:43.093 | 1 Lap | 8.755 | 1:08.029 | 114,992 |
| 5 | 26 | Marko Kanerva | FIN | SAU | Peugeot 206 XS | 18 | 20:44.318 | 1 Lap | 1.225 | 1:08.014 | 115,017 |
| 6 | 2 | Arttu Mäkelä | FIN | FHRA | Citroen C2 VTR | 18 | 20:50.216 | 1 Lap | 5.898 | 1:08.085 | 114,898 |
| 7 | 88 | Sami Vainioniemä | FIN | JyvUA | Alfa Romeo 147 1,6 TS | 18 | 20:54.889 | 1 Lap | 4.673 | 1:08.307 | 114,524 |
| 8 | 20 | Marko Mäkelä | FIN | NokUA | VW Polo 1,4 | 18 | 20:58.096 | 1 Lap | 3.207 | 1:08.918 | 113,509 |
| 9 | 30 | Tero Honkanen | FIN | | VW Polo 1,4 | 17 | 20:30.784 | 2 Laps | 1 Lap | 1:10.872 | 110,379 |

| Margin of Victory | Avg. Speed | Best Lap Tm | Best Speed | Best Lap by |
|-------------------|------------|-------------|------------|------------------------|
| 25.784 | 127,476 | 1:00.020 | 130,337 | 40 - Alexander Antonov |

Race organizer: A2 Management Posted at: Officialised at: Orbits

Chief Steward of the meeting: Marek Kiisa

Clerk of the Course: Avo Elme

Chief of Timing & Scoring: Asper Leppik

Printed: 9.07.2010 22:55:39

Summer Race 2010 (FRC,ERC,NEZ RC,BS Cup)

V1600, Super Touring, Honda Challenge

Audru circuit 2,173 Km

V1600 Cup, Super Touring, Honda Challenge - 1st Race, 20 min

9.07.2010 18:40

Race started at 18:41:20

| Lap | Lap Tm | Diff | Time of Day |
|-------------------------------|-----------------|--------|--------------|
| (40) Alexander Antonov | | | |
| 1 | 1:03.635 | +3.615 | 18:42:23.957 |
| 2 | 1:01.532 | +1.512 | 18:43:25.489 |
| 3 | 1:00.642 | +0.622 | 18:44:26.131 |
| 4 | 1:00.555 | +0.535 | 18:45:26.686 |
| 5 | 1:00.020 | | 18:46:26.706 |
| 6 | 1:00.451 | +0.431 | 18:47:27.157 |
| 7 | 1:00.764 | +0.744 | 18:48:27.921 |
| 8 | 1:01.022 | +1.002 | 18:49:28.943 |
| 9 | 1:02.029 | +2.009 | 18:50:30.972 |
| 10 | 1:00.585 | +0.565 | 18:51:31.557 |
| 11 | 1:01.818 | +1.798 | 18:52:33.375 |
| 12 | 1:00.583 | +0.563 | 18:53:33.958 |
| 13 | 1:01.071 | +1.051 | 18:54:35.029 |
| 14 | 1:00.562 | +0.542 | 18:55:35.591 |
| 15 | 1:01.378 | +1.358 | 18:56:36.969 |
| 16 | 1:02.978 | +2.958 | 18:57:39.947 |
| 17 | 1:01.578 | +1.558 | 18:58:41.525 |
| 18 | 1:01.633 | +1.613 | 18:59:43.158 |
| 19 | 1:02.414 | +2.394 | 19:00:45.572 |
| 20 | 1:02.088 | +2.068 | 19:01:47.660 |

| Lap | Lap Tm | Diff | Time of Day |
|----------------------------|-----------------|--------|--------------|
| (41) Sergey Golubev | | | |
| 1 | 1:06.610 | +5.354 | 18:42:27.604 |
| 2 | 1:03.841 | +2.585 | 18:43:31.445 |
| 3 | 1:02.811 | +1.555 | 18:44:34.256 |
| 4 | 1:02.326 | +1.070 | 18:45:36.582 |
| 5 | 1:02.280 | +1.024 | 18:46:38.862 |
| 6 | 1:02.709 | +1.453 | 18:47:41.571 |
| 7 | 1:02.275 | +1.019 | 18:48:43.846 |
| 8 | 1:02.004 | +0.748 | 18:49:45.850 |
| 9 | 1:01.869 | +0.613 | 18:50:47.719 |
| 10 | 1:03.758 | +2.502 | 18:51:51.477 |
| 11 | 1:02.124 | +0.868 | 18:52:53.601 |
| 12 | 1:03.056 | +1.800 | 18:53:56.657 |
| 13 | 1:02.289 | +1.033 | 18:54:58.946 |
| 14 | 1:01.900 | +0.644 | 18:56:00.846 |
| 15 | 1:02.075 | +0.819 | 18:57:02.921 |
| 16 | 1:02.274 | +1.018 | 18:58:05.195 |
| 17 | 1:02.170 | +0.914 | 18:59:07.365 |
| 18 | 1:01.256 | | 19:00:08.621 |
| 19 | 1:02.279 | +1.023 | 19:01:10.900 |
| 20 | 1:02.544 | +1.288 | 19:02:13.444 |

| Lap | Lap Tm | Diff | Time of Day |
|------------------------------|-----------------|--------|--------------|
| (43) Stanislav Zhukov | | | |
| 1 | 1:09.806 | +3.896 | 18:42:31.706 |
| 2 | 1:06.750 | +0.840 | 18:43:38.456 |
| 3 | 1:06.774 | +0.864 | 18:44:45.230 |
| 4 | 1:06.530 | +0.620 | 18:45:51.760 |
| 5 | 1:06.371 | +0.461 | 18:46:58.131 |
| 6 | 1:06.585 | +0.675 | 18:48:04.716 |
| 7 | 1:06.744 | +0.834 | 18:49:11.460 |
| 8 | 1:07.030 | +1.120 | 18:50:18.490 |
| 9 | 1:07.734 | +1.824 | 18:51:26.224 |
| 10 | 1:07.997 | +2.087 | 18:52:34.221 |
| 11 | 1:06.734 | +0.824 | 18:53:40.955 |
| 12 | 1:07.275 | +1.365 | 18:54:48.230 |
| 13 | 1:06.959 | +1.049 | 18:55:55.189 |
| 14 | 1:06.503 | +0.593 | 18:57:01.692 |
| 15 | 1:06.856 | +0.946 | 18:58:08.548 |
| 16 | 1:06.374 | +0.464 | 18:59:14.922 |
| 17 | 1:05.910 | | 19:00:20.832 |
| 18 | 1:06.151 | +0.241 | 19:01:26.983 |
| 19 | 1:07.138 | +1.228 | 19:02:34.121 |

| Lap | Lap Tm | Diff | Time of Day |
|---------------------------|-----------------|--------|--------------|
| (147) Aku Pellinen | | | |
| 1 | 1:10.936 | +4.060 | 18:42:32.564 |
| 2 | 1:06.898 | +0.022 | 18:43:39.462 |
| 3 | 1:06.899 | +0.023 | 18:44:46.361 |
| 4 | 1:06.922 | +0.046 | 18:45:53.283 |
| 5 | 1:07.150 | +0.274 | 18:47:00.433 |
| 6 | 1:06.953 | +0.077 | 18:48:07.386 |
| 7 | 1:07.171 | +0.295 | 18:49:14.557 |
| 8 | 1:06.942 | +0.066 | 18:50:21.499 |
| 9 | 1:06.978 | +0.102 | 18:51:28.477 |
| 10 | 1:07.671 | +0.795 | 18:52:36.148 |
| 11 | 1:06.992 | +0.116 | 18:53:43.140 |
| 12 | 1:07.073 | +0.197 | 18:54:50.213 |
| 13 | 1:06.971 | +0.095 | 18:55:57.184 |
| 14 | 1:07.171 | +0.295 | 18:57:04.355 |
| 15 | 1:06.876 | | 18:58:11.231 |
| 16 | 1:06.969 | +0.093 | 18:59:18.200 |
| 17 | 1:06.906 | +0.030 | 19:00:25.106 |
| 18 | 1:07.068 | +0.192 | 19:01:32.174 |
| 19 | 1:07.282 | +0.406 | 19:02:39.456 |

| Lap | Lap Tm | Diff | Time of Day |
|----------------------------|-----------------|--------|--------------|
| (10) Henri Tuomisto | | | |
| 1 | 1:10.702 | +3.058 | 18:42:33.494 |
| 2 | 1:08.251 | +0.607 | 18:43:41.745 |
| 3 | 1:08.227 | +0.583 | 18:44:49.972 |
| 4 | 1:08.137 | +0.493 | 18:45:58.109 |
| 5 | 1:08.398 | +0.754 | 18:47:06.507 |
| 6 | 1:08.469 | +0.825 | 18:48:14.976 |
| 7 | 1:08.261 | +0.617 | 18:49:23.237 |
| 8 | 1:08.807 | +1.163 | 18:50:32.044 |
| 9 | 1:08.269 | +0.625 | 18:51:40.313 |
| 10 | 1:08.156 | +0.512 | 18:52:48.469 |
| 11 | 1:08.639 | +0.995 | 18:53:57.108 |
| 12 | 1:07.894 | +0.250 | 18:55:05.002 |
| 13 | 1:09.121 | +1.477 | 18:56:14.123 |
| 14 | 1:07.644 | | 18:57:21.767 |
| 15 | 1:08.353 | +0.709 | 18:58:30.120 |
| 16 | 1:07.898 | +0.254 | 18:59:38.018 |
| 17 | 1:08.403 | +0.759 | 19:00:46.421 |
| 18 | 1:07.904 | +0.260 | 19:01:54.325 |

| Lap | Lap Tm | Diff | Time of Day |
|--------------------------|-----------------|--------|--------------|
| (22) Petri Pymäki | | | |
| 1 | 1:13.879 | +6.434 | 18:42:36.192 |
| 2 | 1:08.278 | +0.833 | 18:43:44.470 |
| 3 | 1:08.084 | +0.639 | 18:44:52.554 |
| 4 | 1:08.397 | +0.952 | 18:46:00.951 |
| 5 | 1:08.392 | +0.947 | 18:47:09.343 |
| 6 | 1:08.442 | +0.997 | 18:48:17.785 |
| 7 | 1:07.935 | +0.490 | 18:49:25.720 |
| 8 | 1:08.341 | +0.896 | 18:50:34.061 |
| 9 | 1:07.632 | +0.187 | 18:51:41.693 |
| 10 | 1:08.103 | +0.658 | 18:52:49.796 |
| 11 | 1:08.011 | +0.566 | 18:53:57.807 |
| 12 | 1:07.445 | | 18:55:05.252 |
| 13 | 1:09.122 | +1.677 | 18:56:14.374 |
| 14 | 1:07.818 | +0.373 | 18:57:22.192 |
| 15 | 1:08.191 | +0.746 | 18:58:30.383 |
| 16 | 1:08.014 | +0.569 | 18:59:38.397 |
| 17 | 1:08.208 | +0.763 | 19:00:46.605 |
| 18 | 1:08.055 | +0.610 | 19:01:54.660 |

| Lap | Lap Tm | Diff | Time of Day |
|----------------------------|----------|--------|--------------|
| (69) Jukka Nieminen | | | |
| 1 | 1:14.082 | +6.053 | 18:42:36.422 |
| 2 | 1:08.416 | +0.387 | 18:43:44.838 |
| 3 | 1:09.168 | +1.139 | 18:44:54.006 |
| 4 | 1:09.253 | +1.224 | 18:46:03.259 |

| Lap | Lap Tm | Diff | Time of Day |
|-----|-----------------|--------|--------------|
| 5 | 1:08.336 | +0.307 | 18:47:11.595 |
| 6 | 1:08.029 | | 18:48:19.624 |
| 7 | 1:08.057 | +0.028 | 18:49:27.681 |
| 8 | 1:09.151 | +1.122 | 18:50:36.832 |
| 9 | 1:08.677 | +0.648 | 18:51:45.509 |
| 10 | 1:08.814 | +0.785 | 18:52:54.323 |
| 11 | 1:08.699 | +0.670 | 18:54:03.022 |
| 12 | 1:08.536 | +0.507 | 18:55:11.558 |
| 13 | 1:08.551 | +0.522 | 18:56:20.109 |
| 14 | 1:08.649 | +0.620 | 18:57:28.758 |
| 15 | 1:08.644 | +0.615 | 18:58:37.402 |
| 16 | 1:08.796 | +0.767 | 18:59:46.198 |
| 17 | 1:08.598 | +0.569 | 19:00:54.796 |
| 18 | 1:08.619 | +0.590 | 19:02:03.415 |

| Lap | Lap Tm | Diff | Time of Day |
|---------------------------|-----------------|--------|--------------|
| (26) Marko Kanerva | | | |
| 1 | 1:13.552 | +5.538 | 18:42:37.058 |
| 2 | 1:08.635 | +0.621 | 18:43:45.693 |
| 3 | 1:08.366 | +0.352 | 18:44:54.059 |
| 4 | 1:09.522 | +1.508 | 18:46:03.581 |
| 5 | 1:08.562 | +0.548 | 18:47:12.143 |
| 6 | 1:08.014 | | 18:48:20.157 |
| 7 | 1:08.603 | +0.589 | 18:49:28.760 |
| 8 | 1:08.570 | +0.556 | 18:50:37.330 |
| 9 | 1:09.090 | +1.076 | 18:51:46.420 |
| 10 | 1:09.146 | +1.132 | 18:52:55.566 |
| 11 | 1:08.705 | +0.691 | 18:54:04.271 |
| 12 | 1:09.095 | +1.081 | 18:55:13.366 |
| 13 | 1:08.454 | +0.440 | 18:56:21.820 |
| 14 | 1:08.634 | +0.620 | 18:57:30.454 |
| 15 | 1:08.422 | +0.408 | 18:58:38.876 |
| 16 | 1:09.107 | +1.093 | 18:59:47.983 |
| 17 | 1:08.256 | +0.242 | 19:00:56.239 |
| 18 | 1:08.401 | +0.387 | 19:02:04.640 |

| Lap | Lap Tm | Diff | Time of Day |
|-------------------------|-----------------|--------|--------------|
| (2) Arttu Mäkelä | | | |
| 1 | 1:13.036 | +4.951 | 18:42:37.234 |
| 2 | 1:09.563 | +1.478 | 18:43:46.797 |
| 3 | 1:09.194 | +1.109 | 18:44:55.991 |
| 4 | 1:09.012 | +0.927 | 18:46:05.003 |
| 5 | 1:08.696 | +0.611 | 18:47:13.699 |
| 6 | 1:08.886 | +0.801 | 18:48:22.585 |
| 7 | 1:08.808 | +0.723 | 18:49:31.393 |
| 8 | 1:09.093 | +1.008 | 18:50:40.486 |
| 9 | 1:08.838 | +0.753 | 18:51:49.324 |
| 10 | 1:09.621 | +1.536 | 18:52:58.945 |
| 11 | 1:08.768 | +0.683 | 18:54:07.713 |
| 12 | 1:08.867 | +0.782 | 18:55:16.580 |
| 13 | 1:08.085 | | 18:56:24.665 |
| 14 | 1:08.735 | +0.650 | 18:57:33.400 |
| 15 | 1:09.532 | +1.447 | 18:58:42.932 |
| 16 | 1:08.971 | +0.886 | 18:59:51.903 |
| 17 | 1:09.309 | +1.224 | 19:01:01.212 |
| 18 | 1:09.326 | +1.241 | 19:02:10.538 |

| Lap | Lap Tm | Diff | Time of Day |
|---------------------------------|----------|--------|--------------|
| (88) Sami Vainionieniemi | | | |
| 1 | 1:17.868 | +9.561 | 18:42:40.919 |
| 2 | 1:09.876 | +1.569 | 18:43:50.795 |
| 3 | 1:09.162 | +0.855 | 18:44:59.957 |
| 4 | 1:08.869 | +0.562 | 18:46:08.826 |
| 5 | 1:09.061 | +0.754 | 18:47:17.887 |
| 6 | 1:08.699 | +0.392 | 18:48:26.586 |
| 7 | 1:08.930 | +0.623 | 18:49:35.516 |
| 8 | 1:09.480 | +1.173 | 18:50:44.996 |
| 9 | 1:09.277 | +0.970 | 18:51:54.273 |
| 10 | 1:08.771 | +0.464 | 18:53:03.044 |

Race organizer: A2 Management Posted at:

Officialised at:

Orbits

Chief Steward of the meeting: Marek Kiisa

Clerk of the Course: Avo Elme

Chief of Timing & Scoring: Asper Leppik

Printed: 9.07.2010 22:55:59

Summer Race 2010 (FRC,ERC,NEZ RC,BS Cup)


V1600, Super Touring, Honda Challenge

Audru circuit 2,173 Km

V1600 Cup, Super Touring, Honda Challenge - 1st Race, 20 min

9.07.2010 18:40

Race started at 18:41:20



| Lap | Lap Tm | Diff | Time of Day |
|-----|-----------------|--------|--------------|
| 11 | 1:09.369 | +1.062 | 18:54:12.413 |
| 12 | 1:09.352 | +1.045 | 18:55:21.765 |
| 13 | 1:08.989 | +0.682 | 18:56:30.754 |
| 14 | 1:08.727 | +0.420 | 18:57:39.481 |
| 15 | 1:09.084 | +0.777 | 18:58:48.565 |
| 16 | 1:08.483 | +0.176 | 18:59:57.048 |
| 17 | 1:08.307 | | 19:01:05.355 |
| 18 | 1:09.856 | +1.549 | 19:02:15.211 |

| Lap | Lap Tm | Diff | Time of Day |
|-----|--------|------|-------------|
|-----|--------|------|-------------|

| Lap | Lap Tm | Diff | Time of Day |
|-----|--------|------|-------------|
|-----|--------|------|-------------|

(20) Marko Mäkelä

| | | | |
|----|-----------------|--------|--------------|
| 1 | 1:13.739 | +4.821 | 18:42:37.824 |
| 2 | 1:09.892 | +0.974 | 18:43:47.716 |
| 3 | 1:09.762 | +0.844 | 18:44:57.478 |
| 4 | 1:09.118 | +0.200 | 18:46:06.596 |
| 5 | 1:09.289 | +0.371 | 18:47:15.885 |
| 6 | 1:09.519 | +0.601 | 18:48:25.404 |
| 7 | 1:09.713 | +0.795 | 18:49:35.117 |
| 8 | 1:09.328 | +0.410 | 18:50:44.445 |
| 9 | 1:09.201 | +0.283 | 18:51:53.646 |
| 10 | 1:09.056 | +0.138 | 18:53:02.702 |
| 11 | 1:09.480 | +0.562 | 18:54:12.182 |
| 12 | 1:10.039 | +1.121 | 18:55:22.221 |
| 13 | 1:09.247 | +0.329 | 18:56:31.468 |
| 14 | 1:09.559 | +0.641 | 18:57:41.027 |
| 15 | 1:08.918 | | 18:58:49.945 |
| 16 | 1:09.237 | +0.319 | 18:59:59.182 |
| 17 | 1:09.478 | +0.560 | 19:01:08.660 |
| 18 | 1:09.758 | +0.840 | 19:02:18.418 |

(30) Tero Honkanen

| | | | |
|----|-----------------|--------|--------------|
| 1 | 1:14.195 | +3.323 | 18:42:38.990 |
| 2 | 1:13.293 | +2.421 | 18:43:52.283 |
| 3 | 1:11.348 | +0.476 | 18:45:03.631 |
| 4 | 1:11.390 | +0.518 | 18:46:15.021 |
| 5 | 1:12.044 | +1.172 | 18:47:27.065 |
| 6 | 1:12.066 | +1.194 | 18:48:39.131 |
| 7 | 1:12.750 | +1.878 | 18:49:51.881 |
| 8 | 1:11.282 | +0.410 | 18:51:03.163 |
| 9 | 1:11.394 | +0.522 | 18:52:14.557 |
| 10 | 1:11.335 | +0.463 | 18:53:25.892 |
| 11 | 1:12.422 | +1.550 | 18:54:38.314 |
| 12 | 1:11.464 | +0.592 | 18:55:49.778 |
| 13 | 1:13.669 | +2.797 | 18:57:03.447 |
| 14 | 1:13.379 | +2.507 | 18:58:16.826 |
| 15 | 1:11.981 | +1.109 | 18:59:28.807 |
| 16 | 1:11.427 | +0.555 | 19:00:40.234 |
| 17 | 1:10.872 | | 19:01:51.106 |

Summer Race 2010 (FRC,ERC,NEZ RC,BS Cup)

Lapchart


V1600, Super Touring, Honda Challenge

Audru circuit 2,173 Km

V1600 Cup, Super Touring, Honda Challenge - 1st Race, 20 min

9.07.2010 18:40

Race started at 18:41:20



| Competitors | Laps | | | | | | | | | | | | | | | | | | | | |
|------------------------|------|-----|-----|-----|-----|-----|-----|-----|-----|-----|-----|-----|-----|-----|-----|-----|-----|-----|-----|-----|-----|
| | 0 | 1 | 2 | 3 | 4 | 5 | 6 | 7 | 8 | 9 | 10 | 11 | 12 | 13 | 14 | 15 | 16 | 17 | 18 | 19 | 20 |
| Alexander Antonov (40) | 1 | 40 | 40 | 40 | 40 | 40 | 40 | 40 | 40 | 40 | 40 | 40 | 40 | 40 | 40 | 40 | 40 | 40 | 40 | 40 | 40 |
| Sergey Golubev (41) | 2 | 41 | 41 | 41 | 41 | 41 | 41 | 41 | 41 | 41 | 41 | 41 | 41 | 41 | 41 | 41 | 41 | 41 | 41 | 41 | 41 |
| Aku Pellinen (147) | 3 | 147 | 43 | 43 | 43 | 43 | 43 | 43 | 43 | 43 | 43 | 43 | 43 | 43 | 43 | 43 | 43 | 43 | 43 | 43 | 43 |
| Stanislav Zhukov (43) | 4 | 43 | 147 | 147 | 147 | 147 | 147 | 147 | 147 | 147 | 147 | 147 | 147 | 147 | 147 | 147 | 147 | 147 | 147 | 147 | 147 |
| Petri Pymäki (22) | 5 | 22 | 10 | 10 | 10 | 10 | 10 | 10 | 10 | 10 | 10 | 10 | 10 | 10 | 10 | 10 | 10 | 10 | 10 | 10 | 10 |
| Jukka Nieminen (69) | 6 | 69 | 22 | 22 | 22 | 22 | 22 | 22 | 22 | 22 | 22 | 22 | 22 | 22 | 22 | 22 | 22 | 22 | 22 | 22 | 22 |
| Henri Tuomisto (10) | 7 | 10 | 69 | 69 | 69 | 69 | 69 | 69 | 69 | 69 | 69 | 69 | 69 | 69 | 69 | 69 | 69 | 69 | 69 | 69 | 69 |
| Sami Vainioniemi (88) | 8 | 88 | 26 | 26 | 26 | 26 | 26 | 26 | 26 | 26 | 26 | 26 | 26 | 26 | 26 | 26 | 26 | 26 | 26 | 26 | 26 |
| Marko Kanerva (26) | 9 | 26 | 2 | 2 | 2 | 2 | 2 | 2 | 2 | 2 | 2 | 2 | 2 | 2 | 2 | 2 | 2 | 2 | 2 | 2 | 2 |
| Marko Mäkelä (20) | 10 | 20 | 20 | 20 | 20 | 20 | 20 | 20 | 20 | 20 | 20 | 20 | 20 | 88 | 88 | 88 | 88 | 88 | 88 | 88 | 88 |
| Arttu Mäkelä (2) | 11 | 2 | 30 | 88 | 88 | 88 | 88 | 88 | 88 | 88 | 88 | 88 | 88 | 20 | 20 | 20 | 20 | 20 | 20 | 20 | 20 |
| Tero Honkanen (30) | 12 | 30 | 88 | 30 | 30 | 30 | 30 | 30 | 30 | 30 | 30 | 30 | 30 | 30 | 30 | 30 | 30 | 30 | 30 | 30 | 30 |

Summer Race 2010 (FRC,ERC,NEZ RC,BS Cup)

Sorted on Laps


V1600, Super Touring, Honda Challenge

Audru circuit 2,173 Km

V1600 Cup, Super Touring, Honda Challenge - 2nd Race, 20 min

10.07.2010 14:20

Race started at 14:40:17



| Pos | No. | Name | Nat | Entrant/Race Team | Make | Laps | Total Tm | Diff | Gap | Best Tm | Best Speed |
|-----------------|-----|-------------------|-----|-------------------|--------------------|------|-----------|--------|-------|----------|------------|
| Honda Challenge | | | | | | | | | | | |
| 1 | 40 | Alexander Antonov | RUS | | Honda Civic Type-R | 20 | 20:33.293 | | | 1:00.393 | 129,532 |
| 2 | 41 | Sergey Golubev | RUS | | Honda Civic Type-R | 20 | 21:02.790 | 29.497 | 9.497 | 1:01.738 | 126,710 |
| 3 | 43 | Stanislav Zhukov | RUS | Papa`s Racing | Honda Civic Type-R | 19 | 21:14.666 | 1 Lap | 1 Lap | 1:05.471 | 119,485 |

| | | | | | | | | | | | |
|-------|----|------------------|-----|---------|-----------------------|----|-----------|--------|-------|----------|---------|
| V1600 | | | | | | | | | | | |
| 1 | 47 | Aku Pellinen | FIN | ATAK/UA | Alfa Romeo 147 1,6 TS | 19 | 21:23.250 | | | 1:06.528 | 117,587 |
| 2 | 10 | Henri Tuomisto | FIN | SAU | Peugeot 206 XS | 19 | 21:40.995 | 17.745 | 7.745 | 1:07.734 | 115,493 |
| 3 | 22 | Petri Pymäki | FIN | SAU | Renault Clio 16V | 18 | 20:39.567 | 1 Lap | 1 Lap | 1:07.655 | 115,628 |
| 4 | 88 | Sami Vainioniemä | FIN | JyvUA | Alfa Romeo 147 1,6 TS | 18 | 20:40.530 | 1 Lap | 0.963 | 1:07.796 | 115,387 |
| 5 | 26 | Marko Kanerva | FIN | SAU | Peugeot 206 XS | 18 | 20:51.122 | 1 Lap | 0.592 | 1:08.060 | 114,940 |
| 6 | 2 | Arttu Mäkelä | FIN | FHRA | Citroen C2 VTR | 18 | 20:55.138 | 1 Lap | 4.016 | 1:08.526 | 114,158 |
| 7 | 20 | Marko Mäkelä | FIN | NokUA | VW Polo 1,4 | 18 | 21:11.647 | 1 Lap | 6.509 | 1:09.665 | 112,292 |
| 8 | 69 | Jukka Nieminen | FIN | SAU | VW Lupo GTI | 18 | 21:24.302 | 1 Lap | 2.655 | 1:09.061 | 113,274 |
| 9 | 30 | Tero Honkanen | FIN | | VW Polo 1,4 | 17 | 20:35.656 | 2 Laps | 1 Lap | 1:11.368 | 109,612 |

| Margin of Victory | Avg. Speed | Best Lap Tm | Best Speed | Best Lap by |
|-------------------|------------|-------------|------------|------------------------|
| 29.497 | 126,860 | 1:00.393 | 129,532 | 40 - Alexander Antonov |

Race organizer: A2 Management Posted at: Officialised at: Orbits

Chief Steward of the meeting: Marek Kiisa

Clerk of the Course: Avo Elme

Chief of Timing & Scoring: Asper Leppik

Printed: 10.07.2010 19:17:40

Summer Race 2010 (FRC,ERC,NEZ RC,BS Cup)

V1600, Super Touring, Honda Challenge

Audru circuit 2,173 Km

V1600 Cup, Super Touring, Honda Challenge - 2nd Race, 20 min

10.07.2010 14:20

Race started at 14:40:17

| Lap | Lap Tm | Diff | Time of Day |
|-------------------------------|-----------------|--------|--------------|
| (40) Alexander Antonov | | | |
| 1 | 1:05.821 | +5.428 | 14:41:22.821 |
| 2 | 1:02.040 | +1.647 | 14:42:24.861 |
| 3 | 1:01.010 | +0.617 | 14:43:25.871 |
| 4 | 1:00.998 | +0.605 | 14:44:26.869 |
| 5 | 1:00.863 | +0.470 | 14:45:27.732 |
| 6 | 1:01.683 | +1.290 | 14:46:29.415 |
| 7 | 1:01.299 | +0.906 | 14:47:30.714 |
| 8 | 1:00.740 | +0.347 | 14:48:31.454 |
| 9 | 1:02.510 | +2.117 | 14:49:33.964 |
| 10 | 1:01.730 | +1.337 | 14:50:35.694 |
| 11 | 1:00.888 | +0.495 | 14:51:36.582 |
| 12 | 1:01.139 | +0.746 | 14:52:37.721 |
| 13 | 1:00.393 | | 14:53:38.114 |
| 14 | 1:01.247 | +0.854 | 14:54:39.361 |
| 15 | 1:00.806 | +0.413 | 14:55:40.167 |
| 16 | 1:01.334 | +0.941 | 14:56:41.501 |
| 17 | 1:00.599 | +0.206 | 14:57:42.100 |
| 18 | 1:01.097 | +0.704 | 14:58:43.197 |
| 19 | 1:02.250 | +1.857 | 14:59:45.447 |
| 20 | 1:04.846 | +4.453 | 15:00:50.293 |

| Lap | Lap Tm | Diff | Time of Day |
|----------------------------|-----------------|--------|--------------|
| (41) Sergey Golubev | | | |
| 1 | 1:07.866 | +6.128 | 14:41:25.833 |
| 2 | 1:04.175 | +2.437 | 14:42:30.008 |
| 3 | 1:02.994 | +1.256 | 14:43:33.002 |
| 4 | 1:03.768 | +2.030 | 14:44:36.770 |
| 5 | 1:03.121 | +1.383 | 14:45:39.891 |
| 6 | 1:03.153 | +1.415 | 14:46:43.044 |
| 7 | 1:02.789 | +1.051 | 14:47:45.833 |
| 8 | 1:03.185 | +1.447 | 14:48:49.018 |
| 9 | 1:02.499 | +0.761 | 14:49:51.517 |
| 10 | 1:03.096 | +1.358 | 14:50:54.613 |
| 11 | 1:02.717 | +0.979 | 14:51:57.330 |
| 12 | 1:03.309 | +1.571 | 14:53:00.639 |
| 13 | 1:02.909 | +1.171 | 14:54:03.548 |
| 14 | 1:02.060 | +0.322 | 14:55:05.608 |
| 15 | 1:01.970 | +0.232 | 14:56:07.578 |
| 16 | 1:01.794 | +0.056 | 14:57:09.372 |
| 17 | 1:03.118 | +1.380 | 14:58:12.490 |
| 18 | 1:02.548 | +0.810 | 14:59:15.038 |
| 19 | 1:03.014 | +1.276 | 15:00:18.052 |
| 20 | 1:01.738 | | 15:01:19.790 |

| Lap | Lap Tm | Diff | Time of Day |
|------------------------------|-----------------|--------|--------------|
| (43) Stanislav Zhukov | | | |
| 1 | 1:11.363 | +5.892 | 14:41:29.854 |
| 2 | 1:08.195 | +2.724 | 14:42:38.049 |
| 3 | 1:07.502 | +2.031 | 14:43:45.551 |
| 4 | 1:07.900 | +2.429 | 14:44:53.451 |
| 5 | 1:08.535 | +3.064 | 14:46:01.986 |
| 6 | 1:06.575 | +1.104 | 14:47:08.561 |
| 7 | 1:06.531 | +1.060 | 14:48:15.092 |
| 8 | 1:06.344 | +0.873 | 14:49:21.436 |
| 9 | 1:06.227 | +0.756 | 14:50:27.663 |
| 10 | 1:05.830 | +0.359 | 14:51:33.493 |
| 11 | 1:06.941 | +1.470 | 14:52:40.434 |
| 12 | 1:06.747 | +1.276 | 14:53:47.181 |
| 13 | 1:06.564 | +1.093 | 14:54:53.745 |
| 14 | 1:07.259 | +1.788 | 14:56:01.004 |
| 15 | 1:06.129 | +0.658 | 14:57:07.133 |
| 16 | 1:06.571 | +1.100 | 14:58:13.704 |
| 17 | 1:05.471 | | 14:59:19.175 |
| 18 | 1:06.301 | +0.830 | 15:00:25.476 |
| 19 | 1:06.190 | +0.719 | 15:01:31.666 |

| Lap | Lap Tm | Diff | Time of Day |
|---------------------------|-----------------|--------|--------------|
| (147) Aku Pellinen | | | |
| 1 | 1:11.379 | +4.851 | 14:41:29.527 |
| 2 | 1:09.099 | +2.571 | 14:42:38.626 |
| 3 | 1:07.489 | +0.961 | 14:43:46.115 |
| 4 | 1:07.178 | +0.650 | 14:44:53.293 |
| 5 | 1:06.856 | +0.328 | 14:46:00.149 |
| 6 | 1:06.853 | +0.325 | 14:47:07.002 |
| 7 | 1:06.778 | +0.250 | 14:48:13.780 |
| 8 | 1:06.528 | | 14:49:20.308 |
| 9 | 1:08.084 | +1.556 | 14:50:28.392 |
| 10 | 1:06.796 | +0.268 | 14:51:35.188 |
| 11 | 1:07.888 | +1.360 | 14:52:43.076 |
| 12 | 1:06.950 | +0.422 | 14:53:50.026 |
| 13 | 1:07.114 | +0.586 | 14:54:57.140 |
| 14 | 1:07.001 | +0.473 | 14:56:04.141 |
| 15 | 1:07.130 | +0.602 | 14:57:11.271 |
| 16 | 1:06.935 | +0.407 | 14:58:18.206 |
| 17 | 1:06.920 | +0.392 | 14:59:25.126 |
| 18 | 1:06.964 | +0.436 | 15:00:32.090 |
| 19 | 1:08.160 | +1.632 | 15:01:40.250 |

| Lap | Lap Tm | Diff | Time of Day |
|----------------------------|-----------------|--------|--------------|
| (10) Henri Tuomisto | | | |
| 1 | 1:11.087 | +3.353 | 14:41:30.553 |
| 2 | 1:08.506 | +0.772 | 14:42:39.059 |
| 3 | 1:07.734 | | 14:43:46.793 |
| 4 | 1:08.951 | +1.217 | 14:44:55.744 |
| 5 | 1:09.097 | +1.363 | 14:46:04.841 |
| 6 | 1:08.182 | +0.448 | 14:47:13.023 |
| 7 | 1:08.326 | +0.592 | 14:48:21.349 |
| 8 | 1:08.258 | +0.524 | 14:49:29.607 |
| 9 | 1:08.570 | +0.836 | 14:50:38.177 |
| 10 | 1:08.027 | +0.293 | 14:51:46.204 |
| 11 | 1:07.869 | +0.135 | 14:52:54.073 |
| 12 | 1:07.801 | +0.067 | 14:54:01.874 |
| 13 | 1:07.977 | +0.243 | 14:55:09.851 |
| 14 | 1:07.953 | +0.219 | 14:56:17.804 |
| 15 | 1:07.972 | +0.238 | 14:57:25.776 |
| 16 | 1:08.109 | +0.375 | 14:58:33.885 |
| 17 | 1:07.953 | +0.219 | 14:59:41.838 |
| 18 | 1:07.993 | +0.259 | 15:00:49.831 |
| 19 | 1:08.164 | +0.430 | 15:01:57.995 |

| Lap | Lap Tm | Diff | Time of Day |
|---------------------------|-----------------|--------|--------------|
| (22) Petri Pyymäki | | | |
| 1 | 1:11.273 | +3.618 | 14:41:30.645 |
| 2 | 1:08.750 | +1.095 | 14:42:39.395 |
| 3 | 1:07.680 | +0.025 | 14:43:47.075 |
| 4 | 1:08.426 | +0.771 | 14:44:55.501 |
| 5 | 1:11.872 | +4.217 | 14:46:07.373 |
| 6 | 1:08.805 | +1.150 | 14:47:16.178 |
| 7 | 1:07.973 | +0.318 | 14:48:24.151 |
| 8 | 1:08.380 | +0.725 | 14:49:32.531 |
| 9 | 1:08.176 | +0.521 | 14:50:40.707 |
| 10 | 1:07.655 | | 14:51:48.362 |
| 11 | 1:08.819 | +1.164 | 14:52:57.181 |
| 12 | 1:08.077 | +0.422 | 14:54:05.258 |
| 13 | 1:07.747 | +0.092 | 14:55:13.005 |
| 14 | 1:09.049 | +1.394 | 14:56:22.054 |
| 15 | 1:08.455 | +0.800 | 14:57:30.509 |
| 16 | 1:08.599 | +0.944 | 14:58:39.108 |
| 17 | 1:08.869 | +1.214 | 14:59:47.977 |
| 18 | 1:08.590 | +0.935 | 15:00:56.567 |

| Lap | Lap Tm | Diff | Time of Day |
|------------------------------|----------|--------|--------------|
| (88) Sami Vainioniemä | | | |
| 1 | 1:12.768 | +4.972 | 14:41:32.553 |
| 2 | 1:08.301 | +0.505 | 14:42:40.854 |
| 3 | 1:08.479 | +0.683 | 14:43:49.333 |

| Lap | Lap Tm | Diff | Time of Day |
|-----|-----------------|--------|--------------|
| 4 | 1:08.487 | +0.691 | 14:44:57.820 |
| 5 | 1:09.290 | +1.494 | 14:46:07.110 |
| 6 | 1:08.737 | +0.941 | 14:47:15.847 |
| 7 | 1:08.010 | +0.214 | 14:48:23.857 |
| 8 | 1:08.149 | +0.353 | 14:49:32.006 |
| 9 | 1:08.376 | +0.580 | 14:50:40.382 |
| 10 | 1:07.972 | +0.176 | 14:51:48.354 |
| 11 | 1:08.468 | +0.672 | 14:52:56.822 |
| 12 | 1:08.051 | +0.255 | 14:54:04.873 |
| 13 | 1:07.796 | | 14:55:12.669 |
| 14 | 1:09.289 | +1.493 | 14:56:21.958 |
| 15 | 1:09.476 | +1.680 | 14:57:31.434 |
| 16 | 1:08.505 | +0.709 | 14:58:39.939 |
| 17 | 1:09.267 | +1.471 | 14:59:49.206 |
| 18 | 1:08.324 | +0.528 | 15:00:57.530 |

| Lap | Lap Tm | Diff | Time of Day |
|---------------------------|-----------------|--------|--------------|
| (26) Marko Kanerva | | | |
| 1 | 1:12.479 | +4.419 | 14:41:33.337 |
| 2 | 1:08.386 | +0.326 | 14:42:41.723 |
| 3 | 1:08.060 | | 14:43:49.783 |
| 4 | 1:08.487 | +0.427 | 14:44:58.270 |
| 5 | 1:09.606 | +1.546 | 14:46:07.876 |
| 6 | 1:08.617 | +0.557 | 14:47:16.493 |
| 7 | 1:08.767 | +0.707 | 14:48:25.260 |
| 8 | 1:09.707 | +1.647 | 14:49:34.967 |
| 9 | 1:09.098 | +1.038 | 14:50:44.065 |
| 10 | 1:08.879 | +0.819 | 14:51:52.944 |
| 11 | 1:09.016 | +0.956 | 14:53:01.960 |
| 12 | 1:09.005 | +0.945 | 14:54:10.965 |
| 13 | 1:09.586 | +1.526 | 14:55:20.551 |
| 14 | 1:09.128 | +1.068 | 14:56:29.679 |
| 15 | 1:09.153 | +1.093 | 14:57:38.832 |
| 16 | 1:09.356 | +1.296 | 14:58:48.188 |
| 17 | 1:09.771 | +1.711 | 14:59:57.959 |
| 18 | 1:10.163 | +2.103 | 15:01:08.122 |

| Lap | Lap Tm | Diff | Time of Day |
|-------------------------|-----------------|--------|--------------|
| (2) Arttu Mäkelä | | | |
| 1 | 1:13.696 | +5.170 | 14:41:34.155 |
| 2 | 1:08.526 | | 14:42:42.681 |
| 3 | 1:08.878 | +0.352 | 14:43:51.559 |
| 4 | 1:08.990 | +0.464 | 14:45:00.549 |
| 5 | 1:09.812 | +1.286 | 14:46:10.361 |
| 6 | 1:08.966 | +0.440 | 14:47:19.327 |
| 7 | 1:08.722 | +0.196 | 14:48:28.049 |
| 8 | 1:08.987 | +0.461 | 14:49:37.036 |
| 9 | 1:08.862 | +0.336 | 14:50:45.898 |
| 10 | 1:08.856 | +0.330 | 14:51:54.754 |
| 11 | 1:09.794 | +1.268 | 14:53:04.548 |
| 12 | 1:08.880 | +0.354 | 14:54:13.428 |
| 13 | 1:09.002 | +0.476 | 14:55:22.430 |
| 14 | 1:09.017 | +0.491 | 14:56:31.447 |
| 15 | 1:09.296 | +0.770 | 14:57:40.743 |
| 16 | 1:11.846 | +3.320 | 14:58:52.589 |
| 17 | 1:09.613 | +1.087 | 15:00:02.202 |
| 18 | 1:09.936 | +1.410 | 15:01:12.138 |

| Lap | Lap Tm | Diff | Time of Day |
|--------------------------|----------|--------|--------------|
| (20) Marko Mäkelä | | | |
| 1 | 1:13.756 | +4.091 | 14:41:34.871 |
| 2 | 1:10.286 | +0.621 | 14:42:45.157 |
| 3 | 1:10.164 | +0.499 | 14:43:55.321 |
| 4 | 1:10.532 | +0.867 | 14:45:05.853 |
| 5 | 1:10.481 | +0.816 | 14:46:16.334 |
| 6 | 1:10.283 | +0.618 | 14:47:26.617 |
| 7 | 1:10.329 | +0.664 | 14:48:36.946 |
| 8 | 1:10.487 | +0.822 | 14:49:47.433 |
| 9 | 1:10.576 | +0.911 | 14:50:58.009 |

Summer Race 2010 (FRC,ERC,NEZ RC,BS Cup)


V1600, Super Touring, Honda Challenge

Audru circuit 2,173 Km

V1600 Cup, Super Touring, Honda Challenge - 2nd Race, 20 min

10.07.2010 14:20

Race started at 14:40:17



| Lap | Lap Tm | Diff | Time of Day |
|-----|-----------------|--------|--------------|
| 10 | 1:10.149 | +0.484 | 14:52:08.158 |
| 11 | 1:10.080 | +0.415 | 14:53:18.238 |
| 12 | 1:09.904 | +0.239 | 14:54:28.142 |
| 13 | 1:09.756 | +0.091 | 14:55:37.898 |
| 14 | 1:10.312 | +0.647 | 14:56:48.210 |
| 15 | 1:09.997 | +0.332 | 14:57:58.207 |
| 16 | 1:10.104 | +0.439 | 14:59:08.311 |
| 17 | 1:10.671 | +1.006 | 15:00:18.982 |
| 18 | 1:09.665 | | 15:01:28.647 |

| Lap | Lap Tm | Diff | Time of Day |
|-----|--------|------|-------------|
|-----|--------|------|-------------|

| Lap | Lap Tm | Diff | Time of Day |
|-----|--------|------|-------------|
|-----|--------|------|-------------|

(69) Jukka Nieminen

| | | | |
|----|-----------------|---------|--------------|
| 1 | 1:11.946 | +2.885 | 14:41:31.201 |
| 2 | 1:09.061 | | 14:42:40.262 |
| p3 | 1:23.260 | +14.199 | 14:44:03.522 |
| 4 | 1:20.400 | +11.339 | 14:45:23.922 |
| 5 | 1:10.054 | +0.993 | 14:46:33.976 |
| 6 | 1:10.052 | +0.991 | 14:47:44.028 |
| 7 | 1:09.459 | +0.398 | 14:48:53.487 |
| 8 | 1:09.449 | +0.388 | 14:50:02.936 |
| 9 | 1:09.531 | +0.470 | 14:51:12.467 |
| 10 | 1:10.483 | +1.422 | 14:52:22.950 |
| 11 | 1:09.062 | +0.001 | 14:53:32.012 |
| 12 | 1:10.014 | +0.953 | 14:54:42.026 |
| 13 | 1:09.328 | +0.267 | 14:55:51.354 |
| 14 | 1:09.400 | +0.339 | 14:57:00.754 |
| 15 | 1:09.526 | +0.465 | 14:58:10.280 |
| 16 | 1:09.926 | +0.865 | 14:59:20.206 |
| 17 | 1:09.993 | +0.932 | 15:00:30.199 |
| 18 | 1:11.103 | +2.042 | 15:01:41.302 |

(30) Tero Honkanen

| | | | |
|----|-----------------|--------|--------------|
| 1 | 1:14.243 | +2.875 | 14:41:35.960 |
| 2 | 1:12.163 | +0.795 | 14:42:48.123 |
| 3 | 1:12.260 | +0.892 | 14:44:00.383 |
| 4 | 1:12.120 | +0.752 | 14:45:12.503 |
| 5 | 1:12.243 | +0.875 | 14:46:24.746 |
| 6 | 1:12.033 | +0.665 | 14:47:36.779 |
| 7 | 1:11.759 | +0.391 | 14:48:48.538 |
| 8 | 1:12.007 | +0.639 | 14:50:00.545 |
| 9 | 1:11.707 | +0.339 | 14:51:12.252 |
| 10 | 1:13.062 | +1.694 | 14:52:25.314 |
| 11 | 1:11.763 | +0.395 | 14:53:37.077 |
| 12 | 1:11.823 | +0.455 | 14:54:48.900 |
| 13 | 1:13.615 | +2.247 | 14:56:02.515 |
| 14 | 1:13.671 | +2.303 | 14:57:16.186 |
| 15 | 1:11.472 | +0.104 | 14:58:27.658 |
| 16 | 1:11.368 | | 14:59:39.026 |
| 17 | 1:13.630 | +2.262 | 15:00:52.656 |

Summer Race 2010 (FRC,ERC,NEZ RC,BS Cup)

Lapchart


V1600, Super Touring, Honda Challenge

Audru circuit 2,173 Km

V1600 Cup, Super Touring, Honda Challenge - 2nd Race, 20 min

10.07.2010 14:20

Race started at 14:40:17



| Competitors | Laps | | | | | | | | | | | | | | | | | | | | |
|------------------------|------|-----|-----|-----|-----|-----|-----|-----|-----|----|-----|-----|-----|-----|-----|-----|-----|-----|-----|-----|-----|
| | 0 | 1 | 2 | 3 | 4 | 5 | 6 | 7 | 8 | 9 | 10 | 11 | 12 | 13 | 14 | 15 | 16 | 17 | 18 | 19 | 20 |
| Alexander Antonov (40) | 1 | 40 | 40 | 40 | 40 | 40 | 40 | 40 | 40 | 40 | 40 | 40 | 40 | 40 | 40 | 40 | 40 | 40 | 40 | 40 | 40 |
| Sergey Golubev (41) | 2 | 41 | 41 | 41 | 41 | 41 | 41 | 41 | 41 | 41 | 41 | 41 | 41 | 41 | 41 | 41 | 41 | 41 | 41 | 41 | 41 |
| Aku Pellinen (147) | 3 | 147 | 147 | 43 | 43 | 147 | 147 | 147 | 147 | 43 | 43 | 43 | 43 | 43 | 43 | 43 | 43 | 43 | 43 | 43 | 43 |
| Stanislav Zhukov (43) | 4 | 43 | 43 | 147 | 147 | 43 | 43 | 43 | 43 | 43 | 147 | 147 | 147 | 147 | 147 | 147 | 147 | 147 | 147 | 147 | 147 |
| Jukka Nieminen (69) | 5 | 69 | 10 | 10 | 10 | 22 | 10 | 10 | 10 | 10 | 10 | 10 | 10 | 10 | 10 | 10 | 10 | 10 | 10 | 10 | 10 |
| Petri Pyymäki (22) | 6 | 22 | 22 | 22 | 22 | 10 | 88 | 88 | 88 | 88 | 88 | 88 | 88 | 88 | 88 | 88 | 22 | 22 | 22 | 22 | 22 |
| Henri Tuomisto (10) | 7 | 10 | 69 | 69 | 88 | 88 | 22 | 22 | 22 | 22 | 22 | 22 | 22 | 22 | 22 | 22 | 88 | 88 | 88 | 88 | 88 |
| Sami Vainioniemi (88) | 8 | 88 | 88 | 88 | 26 | 26 | 26 | 26 | 26 | 26 | 26 | 26 | 26 | 26 | 26 | 26 | 26 | 26 | 26 | 26 | 26 |
| Arttu Mäkelä (2) | 9 | 2 | 26 | 26 | 2 | 2 | 2 | 2 | 2 | 2 | 2 | 2 | 2 | 2 | 2 | 2 | 2 | 2 | 2 | 2 | 2 |
| Marko Kanerva (26) | 10 | 26 | 2 | 2 | 20 | 20 | 20 | 20 | 20 | 20 | 20 | 20 | 20 | 20 | 20 | 20 | 20 | 20 | 20 | 20 | 20 |
| Marko Mäkelä (20) | 11 | 20 | 20 | 20 | 30 | 30 | 30 | 30 | 30 | 30 | 30 | 69 | 69 | 69 | 69 | 69 | 69 | 69 | 69 | 69 | 69 |
| Tero Honkanen (30) | 12 | 30 | 30 | 30 | 69 | 69 | 69 | 69 | 69 | 69 | 69 | 30 | 30 | 30 | 30 | 30 | 30 | 30 | 30 | 30 | 30 |