



Summer Race '10
10-11. JUUNI



SUMMER RACING

**ESTONIAN RACING CHAMPIONSHIP
FINNISH RACING CHAMPIONSHIP
NEZ RACING CHAMPIONSHIP
BALTIC SEA CUP**

Summer Race 2010


**Audru Circuit, Pärnu, Estonia
09-10.07.2010**

EAL TIMING
SPORTS TIMING

MYLAPS
SPORTS TIMING

Timing and Results by EAL Timing

<http://autosport.mylaps.com>



One lap distance: 2173 m

Track records:

Nordic F-3 Masters

11.08.2007 Jegor Popov, (Dallara 304) EST 50.019 RACE
10.08.2007 Jesse Krohn, (Dallara 397) FIN 49.937 QUALIFY
10.08.2007 Jegor Popov, (Dallara 304) EST 50.166 PRACTICE

Formula Renault 2,0

29.06.2008 Jesse Krohn, FIN 50.054 RACE
09.07.2010 Miika Kunranta, FIN 50.095 QUALIFY
27.06.2008 Kevin Korjus, EST 50.181 PRACTICE

Formula Baltic

14.08.2005 Jegor Popov, EST (Dallara 394) 50.404 RACE
13.08.2005 Jegor Popov, EST (Dallara 394) 50.326 QUALIFY
10.06.2006 Jegor Popov, EST (Dallara 394) 50.906 PRACTICE

NEZ GT Super Nordic

09.08.2008 Pertti A. Kuismanen, FIN (Dodge Viper) 52.568 RACE
09.07.2010 Petri Lappalainen, FIN (Porsche 911 GT3 R) 52.253 QUALIFY
08.08.2008 Pertti A. Kuismanen, FIN (Dodge Viper) 52.917 PRACTICE

Formula Ford

10.07.2010 Antti Buri, FIN 54.431 RACE
09.07.2010 Antti Buri, FIN 54.067 QUALIFY
09.07.2010 Antti Buri, FIN 54.992 PRACTICE

Super B2000

10.07.2010 Uldis Timaks, LAT (Opel Astra) 59.464 RACE
19.06.2010 Marcis Birkens, LAT (Honda Civic Type R) 58.930 QUALIFY
09.07.2010 Uldis Timaks, LAT (Opel Astra) 1:00.460 PRACTICE

Super 1600

14.08.2005 Raimo Kulli, EST (VW Golf III) 1:00.606 RACE
09.07.2010 Kaspar Aruvee, EST (Lada 2101) 1:00.935 QUALIFY
03.07.2005 Raimo Kulli, EST (VW Golf III) 1:00.521 PRACTICE

Honda Civic Type R - Honda Challenge

09.07.2010 Alexander Antonov, RUS 1:00.020 RACE
09.07.2010 Alexander Antonov, RUS 1:00.459 QUALIFY
09.07.2010 Alexander Antonov, RUS 1:00.994 PRACTICE

BMW Xtreme

09.07.2010 Heikki Liiri-Ralf Floman, FIN 1:02.520 RACE
09.07.2010 Heikki Liiri-Ralf Floman, FIN 1:02.249 QUALIFY
09.07.2010 Sami Grönthal-Jari Nuoramo, FIN 1:02.657 PRACTICE

Juniors

12.07.2009 Martin Seppam, EST (VW Golf II) 1:04.135 RACE
29.08.2009 Karl Raudsepp, EST (Honda Civic) 1:04.576 QUALIFY
12.07.2009 Martin Seppam, EST (VW Golf II) 1:04.201 PRACTICE

BMW 325 Cup

10.07.2010 Ruve Veski, EST (BMW 325, E36) 1:03.365 RACE
19.06.2010 Indrek Nilson, EST (BMW 325, E36) 1:03.178 QUALIFY
19.06.2010 Ruve Veski, EST (BMW 325, E36) 1:03.437 PRACTICE

V1600

09.07.2010 Aku Pellinen, FIN (Alfa Romeo 147) 1:07.282 RACE
09.07.2010 Aku Pellinen, FIN (Alfa Romeo 147) 1:06.326 QUALIFY
09.07.2010 Aku Pellinen, FIN (Alfa Romeo 147) 1:06.458 PRACTICE

Summer Race 2010 (FRC,ERC,NEZ RC,BS Cup)

Sorted on Best Lap time

Juniors

Audru circuit 2,173 Km

Juniors - free practice

9.07.2010 09:00

Practice started at 9:12:24

Pos	No.	Name	Nat	Entrant/Race Team	Make	Best Tm	Diff	Gap	Laps	In Lap	Best Speed
1	15	Steven Puust	EST	Erki Sport	Toyota Yaris	1:05.344			6	4	119,717
2	7	Enar-Klaus Kunman	EST	Ligur Racing	VW Golf II	1:08.446	3.102	3.102	8	5	114,292
3	5	Ott-Joosep Lusik	EST	Erki Sport	Toyota Corolla	1:13.291	7.947	4.845	6	4	106,736

Summer Race 2010 (FRC,ERC,NEZ RC,BS Cup)

Juniors

Audru circuit 2,173 Km

Juniors - free practice

9.07.2010 09:00

Practice started at 9:12:24

Lap	Lap Tm	Diff	Time of Day
<u>(15) Steven Puust</u>			
1	1:45.345	+40.001	9:14:40.250
2	1:07.085	+1.741	9:15:47.335
3	1:05.382	+0.038	9:16:52.717
4	1:05.344		9:17:58.061
5	1:05.570	+0.226	9:19:03.631
6	1:05.739	+0.395	9:20:09.370

<u>(7) Enar-Klaus Kunman</u>			
1	1:46.448	+38.002	9:14:33.333
2	1:15.400	+6.954	9:15:48.733
3	1:11.103	+2.657	9:16:59.836
4	1:09.423	+0.977	9:18:09.259
5	1:08.446		9:19:17.705
6	1:09.460	+1.014	9:20:27.165
7	1:12.852	+4.406	9:21:40.017
8	1:15.035	+6.589	9:22:55.052

<u>(5) Ott-Joosep Lusik</u>			
1	1:53.771	+40.480	9:15:02.335
2	1:17.000	+3.709	9:16:19.335
3	1:13.387	+0.096	9:17:32.722
4	1:13.291		9:18:46.013
5	1:13.932	+0.641	9:19:59.945
6	1:16.241	+2.950	9:21:16.186

Lap Lap Tm Diff Time of Day

Lap Lap Tm Diff Time of Day

Summer Race 2010 (FRC,ERC,NEZ RC,BS Cup)

Sorted on Best Lap time

Juniors

Audru circuit 2,173 Km

Juniors - qualification

9.07.2010 12:00

Qualifying started at 12:33:52

Pos	No.	Name	Nat	Entrant/Race Team	Make	Best Tm	Diff	Gap	Laps	In Lap	Best Speed
1	7	Enar-Klaus Kunman	EST	Ligur Racing	VW Golf II	1:05.354			9	9	119,699
2	15	Steven Puust	EST	Erki Sport	Toyota Yaris	1:06.009	0.655	0.655	6	5	118,511
3	5	Ott-Joosep Lusik	EST	Erki Sport	Toyota Corolla	1:14.275	8.921	8.266	6	4	105,322

Summer Race 2010 (FRC,ERC,NEZ RC,BS Cup)

Juniors

Audru circuit 2,173 Km

Juniors - qualification

9.07.2010 12:00


Qualifying started at 12:33:52

Lap	Lap Tm	Diff	Time of Day	Lap	Lap Tm	Diff	Time of Day	Lap	Lap Tm	Diff	Time of Day
(7) Enar-Klaus Kunman											
1	1:46.504	+41.150	12:35:55.387								
2	1:08.234	+2.880	12:37:03.621								
3	1:06.230	+0.876	12:38:09.851								
4	1:05.859	+0.505	12:39:15.710								
5	1:20.252	+14.898	12:40:35.962								
6	1:10.985	+5.631	12:41:46.947								
7	1:05.530	+0.176	12:42:52.477								
8	1:16.253	+10.899	12:44:08.730								
9	1:05.354		12:45:14.084								
(15) Steven Puust											
1	1:58.569	+52.560	12:36:12.358								
2	1:06.736	+0.727	12:37:19.094								
3	1:06.160	+0.151	12:38:25.254								
4	1:06.136	+0.127	12:39:31.390								
5	1:06.009		12:40:37.399								
6	1:06.506	+0.497	12:41:43.905								
(5) Ott-Joosep Lusik											
1	2:03.445	+49.170	12:36:27.646								
2	1:16.165	+1.890	12:37:43.811								
3	1:14.935	+0.660	12:38:58.746								
4	1:14.275		12:40:13.021								
5	1:14.831	+0.556	12:41:27.852								
6	1:15.423	+1.148	12:42:43.275								

Summer Race 2010 (FRC,ERC,NEZ RC,BS Cup)

Juniors
Juniors - qualification
Qualifying started at 12:33:52

Audru circuit 2,173 Km
9.07.2010 12:00



POLE POSITION

Standing Start

1

1

7 Enar-Klaus Kunman
1:05.354
VW Golf II

2

3

5 Ott-Joosep Lusik
1:14.275
Toyota Corolla

2

15 Steven Puust
1:06.009
Toyota Yaris

Summer Race 2010 (FRC,ERC,NEZ RC,BS Cup)

Sorted on Laps


Juniors

Audru circuit 2,173 Km

Juniors - 1st Race, 12 laps

9.07.2010 17:30

Race (12 Laps) started at 17:42:20



Pos	No.	Name	Nat	Entrant/Race Team	Make	Laps	Total Tm	Diff	Gap	Best Tm	Best Speed
1	15	Steven Puust	EST	Erki Sport	Toyota Yaris	12	13:23.216			1:06.224	118,126
2	7	Enar-Klaus Kunman	EST	Ligur Racing	VW Golf II	12	13:27.440	4.224	4.224	1:06.392	117,827
3	5	Ott-Joosep Lusik	EST	Erki Sport	Toyota Corolla	11	14:02.144	1 Lap	1 Lap	1:14.678	104,754

Margin of Victory	Avg. Speed	Best Lap Tm	Best Speed	Best Lap by
4.224	116,872	1:06.224	118,126	15 - Steven Puust

Race organizer: A2 Management Posted at: Officialised at: Orbits

Chief Steward of the meeting: Marek Kiisa

Clerk of the Course: Avo Elme

Chief of Timing & Scoring: Asper Leppik

Printed: 9.07.2010 22:29:34

Summer Race 2010 (FRC,ERC,NEZ RC,BS Cup)

Juniors

Audru circuit 2,173 Km

Juniors - 1st Race, 12 laps

9.07.2010 17:30

Race (12 Laps) started at 17:42:20

Lap	Lap Tm	Diff	Time of Day
(15) Steven Puust			
1	1:09.296	+3.072	17:43:30.717
2	1:07.296	+1.072	17:44:38.013
3	1:06.985	+0.761	17:45:44.998
4	1:06.827	+0.603	17:46:51.825
5	1:06.731	+0.507	17:47:58.556
6	1:06.696	+0.472	17:49:05.252
7	1:06.251	+0.027	17:50:11.503
8	1:06.572	+0.348	17:51:18.075
9	1:06.875	+0.651	17:52:24.950
10	1:06.311	+0.087	17:53:31.261
11	1:06.399	+0.175	17:54:37.660
12	1:06.224		17:55:43.884

Lap	Lap Tm	Diff	Time of Day
(7) Enar-Klaus Kunman			
1	1:09.173	+2.781	17:43:29.841
2	1:07.451	+1.059	17:44:37.292
3	1:06.956	+0.564	17:45:44.248
4	1:06.929	+0.537	17:46:51.177
5	1:06.447	+0.055	17:47:57.624
6	1:06.392		17:49:04.016
7	1:06.584	+0.192	17:50:10.600
8	1:08.124	+1.732	17:51:18.724
9	1:06.890	+0.498	17:52:25.614
10	1:06.975	+0.583	17:53:32.589
11	1:07.859	+1.467	17:54:40.448
12	1:07.660	+1.268	17:55:48.108

Lap	Lap Tm	Diff	Time of Day
(5) Ott-Joosep Lusik			
1	1:19.034	+4.356	17:43:41.013
2	1:17.343	+2.665	17:44:58.356
3	1:17.084	+2.406	17:46:15.440
4	1:17.263	+2.585	17:47:32.703
5	1:16.967	+2.289	17:48:49.670
6	1:15.850	+1.172	17:50:05.520
7	1:15.948	+1.270	17:51:21.468
8	1:14.678		17:52:36.146
9	1:14.887	+0.209	17:53:51.033
10	1:16.629	+1.951	17:55:07.662
11	1:15.150	+0.472	17:56:22.812


Summer Race 2010 (FRC,ERC,NEZ RC,BS Cup)

Lapchart

Juniors
 Juniors - 1st Race, 12 laps
 Race (12 Laps) started at 17:42:20

Audru circuit 2,173 Km

9.07.2010 17:30



Competitors

	Laps													
	0	1	2	3	4	5	6	7	8	9	10	11	12	
Enar-Klaus Kunman (7)	1	7	7	7	7	7	7	7	7	15	15	15	15	15
Steven Puust (15)	2	15	15	15	15	15	15	15	7	7	7	7	7	7
Ott-Joosep Lusik (5)	3	5	5	5	5	5	5	5	5	5	5	5	5	5

Summer Race 2010 (FRC,ERC,NEZ RC,BS Cup)

Sorted on Laps

Juniors

Audru circuit 2,173 Km

Juniors - 2nd Race, 12 laps

9.07.2010 19:20

Race (12 Laps) started at 19:21:13

Pos	No.	Name	Nat	Entrant/Race Team	Make	Laps	Total Tm	Diff	Gap	Best Tm	Best Speed
1	7	Enar-Klaus Kunman	EST	Ligur Racing	VW Golf II	12	13:08.001			1:05.054	120,251
2	15	Steven Puust	EST	Erki Sport	Toyota Yaris	12	13:09.155	1.154	1.154	1:05.300	119,798
3	5	Ott-Joosep Lusik	EST	Erki Sport	Toyota Corolla	11	13:40.732	1 Lap	1 Lap	1:13.133	106,967

Margin of Victory	Avg. Speed	Best Lap Tm	Best Speed	Best Lap by
1.154	119,129	1:05.054	120,251	7 - Enar-Klaus Kunman

Race organizer: A2 Management Posted at:

Officialised at:

Orbits

Chief Steward of the meeting: Marek Kiisa

Clerk of the Course: Avo Elme

Chief of Timing & Scoring: Asper Leppik

Printed: 9.07.2010 22:30:16

Summer Race 2010 (FRC,ERC,NEZ RC,BS Cup)

Juniors

Audru circuit 2,173 Km

Juniors - 2nd Race, 12 laps

9.07.2010 19:20

Race (12 Laps) started at 19:21:13

Lap	Lap Tm	Diff	Time of Day	Lap	Lap Tm	Diff	Time of Day	Lap	Lap Tm	Diff	Time of Day
(7) Enar-Klaus Kunman											
1	1:07.509	+2.455	19:22:21.422								
2	1:05.183	+0.129	19:23:26.605								
3	1:05.556	+0.502	19:24:32.161								
4	1:05.216	+0.162	19:25:37.377								
5	1:06.581	+1.527	19:26:43.958								
6	1:05.291	+0.237	19:27:49.249								
7	1:05.080	+0.026	19:28:54.329								
8	1:05.173	+0.119	19:29:59.502								
9	1:05.582	+0.528	19:31:05.084								
10	1:05.620	+0.566	19:32:10.704								
11	1:05.615	+0.561	19:33:16.319								
12	1:05.054		19:34:21.373								

(15) Steven Puust			
1	1:07.349	+2.049	19:22:20.721
2	1:05.380	+0.080	19:23:26.101
3	1:05.570	+0.270	19:24:31.671
4	1:05.300		19:25:36.971
5	1:05.604	+0.304	19:26:42.575
6	1:05.474	+0.174	19:27:48.049
7	1:05.412	+0.112	19:28:53.461
8	1:05.517	+0.217	19:29:58.978
9	1:05.636	+0.336	19:31:04.614
10	1:06.134	+0.834	19:32:10.748
11	1:05.993	+0.693	19:33:16.741
12	1:05.786	+0.486	19:34:22.527

(5) Ott-Joosep Lusik			
1	1:16.064	+2.931	19:22:30.636
2	1:13.133		19:23:43.769
3	1:14.140	+1.007	19:24:57.909
4	1:13.763	+0.630	19:26:11.672
5	1:14.015	+0.882	19:27:25.687
6	1:14.016	+0.883	19:28:39.703
7	1:13.927	+0.794	19:29:53.630
8	1:14.544	+1.411	19:31:08.174
9	1:14.371	+1.238	19:32:22.545
10	1:15.106	+1.973	19:33:37.651
11	1:16.453	+3.320	19:34:54.104


Summer Race 2010 (FRC,ERC,NEZ RC,BS Cup)

Lapchart

Juniors
 Juniors - 2nd Race, 12 laps
 Race (12 Laps) started at 19:21:13

Audru circuit 2,173 Km

9.07.2010 19:20



Competitors

	Laps												
	0	1	2	3	4	5	6	7	8	9	10	11	12
Steven Puust (15)	1	15	15	15	15	15	15	15	15	15	7	7	7
Enar-Klaus Kunman (7)	2	7	7	7	7	7	7	7	7	7	15	15	15
Ott-Joosep Lusik (5)	3	5	5	5	5	5	5	5	5	5	5	5	