



Summer Race '10
10-11. JUUNI



SUMMER RACING

**ESTONIAN RACING CHAMPIONSHIP
FINNISH RACING CHAMPIONSHIP
NEZ RACING CHAMPIONSHIP
BALTIC SEA CUP**

Summer Race 2010


**Audru Circuit, Pärnu, Estonia
09-10.07.2010**

EAL TIMING
SPORTS TIMING

MYLAPS
SPORTS TIMING

Timing and Results by EAL Timing

<http://autosport.mylaps.com>



One lap distance: 2173 m

Track records:

Nordic F-3 Masters

11.08.2007 Jegor Popov, (Dallara 304) EST 50.019 RACE
10.08.2007 Jesse Krohn, (Dallara 397) FIN 49.937 QUALIFY
10.08.2007 Jegor Popov, (Dallara 304) EST 50.166 PRACTICE

Formula Renault 2,0

29.06.2008 Jesse Krohn, FIN 50.054 RACE
09.07.2010 Miika Kunranta, FIN 50.095 QUALIFY
27.06.2008 Kevin Korjus, EST 50.181 PRACTICE

Formula Baltic

14.08.2005 Jegor Popov, EST (Dallara 394) 50.404 RACE
13.08.2005 Jegor Popov, EST (Dallara 394) 50.326 QUALIFY
10.06.2006 Jegor Popov, EST (Dallara 394) 50.906 PRACTICE

NEZ GT Super Nordic

09.08.2008 Pertti A. Kuismanen, FIN (Dodge Viper) 52.568 RACE
09.07.2010 Petri Lappalainen, FIN (Porsche 911 GT3 R) 52.253 QUALIFY
08.08.2008 Pertti A. Kuismanen, FIN (Dodge Viper) 52.917 PRACTICE

Formula Ford

10.07.2010 Antti Buri, FIN 54.431 RACE
09.07.2010 Antti Buri, FIN 54.067 QUALIFY
09.07.2010 Antti Buri, FIN 54.992 PRACTICE

Super B2000

10.07.2010 Uldis Timaks, LAT (Opel Astra) 59.464 RACE
19.06.2010 Marcis Birkens, LAT (Honda Civic Type R) 58.930 QUALIFY
09.07.2010 Uldis Timaks, LAT (Opel Astra) 1:00.460 PRACTICE

Super 1600

14.08.2005 Raimo Kulli, EST (VW Golf III) 1:00.606 RACE
09.07.2010 Kaspar Aruvee, EST (Lada 2101) 1:00.935 QUALIFY
03.07.2005 Raimo Kulli, EST (VW Golf III) 1:00.521 PRACTICE

Honda Civic Type R - Honda Challenge

09.07.2010 Alexander Antonov, RUS 1:00.020 RACE
09.07.2010 Alexander Antonov, RUS 1:00.459 QUALIFY
09.07.2010 Alexander Antonov, RUS 1:00.994 PRACTICE

BMW Xtreme

09.07.2010 Heikki Liiri-Ralf Floman, FIN 1:02.520 RACE
09.07.2010 Heikki Liiri-Ralf Floman, FIN 1:02.249 QUALIFY
09.07.2010 Sami Grönthal-Jari Nuoramo, FIN 1:02.657 PRACTICE

Juniors

12.07.2009 Martin Seppam, EST (VW Golf II) 1:04.135 RACE
29.08.2009 Karl Raudsepp, EST (Honda Civic) 1:04.576 QUALIFY
12.07.2009 Martin Seppam, EST (VW Golf II) 1:04.201 PRACTICE

BMW 325 Cup

10.07.2010 Ruve Veski, EST (BMW 325, E36) 1:03.365 RACE
19.06.2010 Indrek Nilson, EST (BMW 325, E36) 1:03.178 QUALIFY
19.06.2010 Ruve Veski, EST (BMW 325, E36) 1:03.437 PRACTICE

V1600

09.07.2010 Aku Pellinen, FIN (Alfa Romeo 147) 1:07.282 RACE
09.07.2010 Aku Pellinen, FIN (Alfa Romeo 147) 1:06.326 QUALIFY
09.07.2010 Aku Pellinen, FIN (Alfa Romeo 147) 1:06.458 PRACTICE

Summer Race 2010 (FRC,ERC,NEZ RC,BS Cup)

Sorted on Best Lap time

Formula Ford

Audru circuit 2,173 Km

Formula Ford - free practice

9.07.2010 10:40

Practice started at 10:38:23

Pos	No.	Name	Nat	Entrant/Race Team	Make	Best Tm	Diff	Gap	Laps	In Lap	Best Speed
1	77	Antti Buri	FIN	500-K	Ford Mygale SJ08	54.992			8	6	142,253
2	4	Miikka Mäkelä	FIN	OFK-125	Ford Mtec FD10	55.072	0.080	0.080	10	6	142,047
3	20	Henri Höglund	FIN	KEIMOLA FK-K	Ford Zetec	55.682	0.690	0.610	10	7	140,491
4	11	Elmeri Ylitalo	FIN	PFKK	Ford Van Diemen LA10	55.824	0.832	0.142	13	12	140,133
5	14	Markus Ollila	FIN	RoiUA	Ford Van Diemen RF00	56.237	1.245	0.413	11	11	139,104
6	10	Pinja Forsman	FIN	KokeFK-K	Ford Zetec	57.338	2.346	1.101	10	9	136,433
7	6	Per Stenius	FIN	EspooUA	Ford Van Diemen RF02Z	57.574	2.582	0.236	11	10	135,874
8	15	Milla Mäkelä	FIN	OFK-125	Ford Mtec FD09	57.692	2.700	0.118	11	10	135,596
9	5	Ville Kivinen	FIN	NaSU	Ford Van Diemen LA09				1	0	-

Summer Race 2010 (FRC,ERC,NEZ RC,BS Cup)

Formula Ford

Audru circuit 2,173 Km

Formula Ford - free practice

9.07.2010 10:40

Practice started at 10:38:23

Lap	Lap Tm	Diff	Time of Day
(77) Antti Buri			
1	1:18.627	+23.635	10:43:48.523
2	1:05.356	+10.364	10:44:53.879
p3	1:32.569	+37.577	10:46:26.448
4	2:59.093	+2:04.101	10:49:25.541
5	55.242	+0.250	10:50:20.783
6	54.992		10:51:15.775
7	55.131	+0.139	10:52:10.906
8	55.391	+0.399	10:53:06.297

Lap	Lap Tm	Diff	Time of Day
(4) Miikka Mäkelä			
1	1:15.013	+19.941	10:42:53.457
2	56.897	+1.825	10:43:50.354
3	57.936	+2.864	10:44:48.290
4	55.445	+0.373	10:45:43.735
5	55.088	+0.016	10:46:38.823
6	55.072		10:47:33.895
p7	1:30.036	+34.964	10:49:03.931
8	2:18.528	+1:23.456	10:51:22.459
9	56.215	+1.143	10:52:18.674
10	58.692	+3.620	10:53:17.366

Lap	Lap Tm	Diff	Time of Day
(20) Henri Höglund			
1	1:18.114	+22.432	10:40:16.051
2	59.690	+4.008	10:41:15.741
3	58.427	+2.745	10:42:14.168
4	57.093	+1.411	10:43:11.261
5	57.224	+1.542	10:44:08.485
6	56.527	+0.845	10:45:05.012
7	55.682		10:46:00.694
8	56.092	+0.410	10:46:56.786
9	56.444	+0.762	10:47:53.230
p10	2:14.645	+1:18.963	10:50:07.875

Lap	Lap Tm	Diff	Time of Day
(11) Elmeri Ylitalo			
1	1:22.293	+26.469	10:41:31.341
2	1:02.145	+6.321	10:42:33.486
3	59.186	+3.362	10:43:32.672
4	58.126	+2.302	10:44:30.798
5	56.970	+1.146	10:45:27.768
6	56.349	+0.525	10:46:24.117
7	56.274	+0.450	10:47:20.391
8	56.101	+0.277	10:48:16.492
9	56.217	+0.393	10:49:12.709
10	56.030	+0.206	10:50:08.739
11	55.894	+0.070	10:51:04.633
12	55.824		10:52:00.457
13	55.926	+0.102	10:52:56.383

Lap	Lap Tm	Diff	Time of Day
(14) Markus Ollila			
1	1:13.623	+17.386	10:42:43.922
2	57.739	+1.502	10:43:41.661
3	57.036	+0.799	10:44:38.697
4	56.908	+0.671	10:45:35.605
5	56.394	+0.157	10:46:31.999
6	56.488	+0.251	10:47:28.487
p7	1:16.963	+20.726	10:48:45.450
8	1:50.472	+54.235	10:50:35.922
9	56.352	+0.115	10:51:32.274
10	56.339	+0.102	10:52:28.613
11	56.237		10:53:24.850

Lap	Lap Tm	Diff	Time of Day
(10) Pinja Forsman			
1	1:30.354	+33.016	10:41:41.949
2	1:05.647	+8.309	10:42:47.596

Lap	Lap Tm	Diff	Time of Day
3	1:01.304	+3.966	10:43:48.900
4	1:02.090	+4.752	10:44:50.990
5	58.947	+1.609	10:45:49.937
6	58.285	+0.947	10:46:48.222
7	57.742	+0.404	10:47:45.964
8	1:03.537	+6.199	10:48:49.501
9	57.338		10:49:46.839
10	57.447	+0.109	10:50:44.286

Lap	Lap Tm	Diff	Time of Day
(6) Per Stenius			
1	1:27.957	+30.383	10:40:19.494
2	1:00.977	+3.403	10:41:20.471
3	1:00.226	+2.652	10:42:20.697
4	58.378	+0.804	10:43:19.075
5	57.846	+0.272	10:44:16.921
p6	1:23.447	+25.873	10:45:40.368
7	3:07.207	+2:09.633	10:48:47.575
8	58.164	+0.590	10:49:45.739
9	58.107	+0.533	10:50:43.846
10	57.574		10:51:41.420
p11	1:17.667	+20.093	10:52:59.087

Lap	Lap Tm	Diff	Time of Day
(15) Milla Mäkelä			
1	1:16.571	+18.879	10:42:13.105
2	1:02.498	+4.806	10:43:15.603
3	59.541	+1.849	10:44:15.144
4	59.160	+1.468	10:45:14.304
5	58.476	+0.784	10:46:12.780
6	57.943	+0.251	10:47:10.723
p7	1:22.226	+24.534	10:48:32.949
8	1:48.746	+51.054	10:50:21.695
9	58.585	+0.893	10:51:20.280
10	57.692		10:52:17.972
11	57.901	+0.209	10:53:15.873

Lap	Lap Tm	Diff	Time of Day
(5) Ville Kivinen			
1	1:24.839	-3:59:29.936	10:53:51.989

Summer Race 2010 (FRC,ERC,NEZ RC,BS Cup)

Sorted on Best Lap time

Formula Ford

Audru circuit 2,173 Km

Formula Ford - qualification

9.07.2010 14:40

Qualifying started at 14:39:49

Pos	No.	Name	Nat	Entrant/Race Team	Make	Best Tm	Diff	Gap	Laps	In Lap	Best Speed
1	77	Antti Buri	FIN	500-K	Ford Mygale SJ08	54.067			13	12	144,687
2	11	Elmeri Ylitalo	FIN	PFFK	Ford Van Diemen LA10	54.336	0.269	0.269	19	16	143,971
3	5	Ville Kivinen	FIN	NaSU	Ford Van Diemen LA09	54.599	0.532	0.263	18	18	143,277
4	4	Miikka Mäkelä	FIN	OFK-125	Ford Mtec FD10	55.207	1.140	0.608	18	12	141,699
5	12	Kristian Laine	FIN	TUA	Ford Van Diemen RF02	55.750	1.683	0.543	16	9	140,319
6	14	Markus Ollila	FIN	RoiUA	Ford Van Diemen RF00	55.953	1.886	0.203	12	9	139,810
7	20	Henri Höglund	FIN	KEIMOLA FK-K	Ford Zetec	56.294	2.227	0.341	18	13	138,963
8	15	Milla Mäkelä	FIN	OFK-125	Ford Mtec FD09	57.078	3.011	0.784	18	16	137,055
9	6	Per Stenius	FIN	EspooUA	Ford Van Diemen RF02Z	57.191	3.124	0.113	14	12	136,784
10	10	Pinja Forsman	FIN	KokeFK-K	Ford Zetec	57.547	3.480	0.356	19	13	135,938

Summer Race 2010 (FRC,ERC,NEZ RC,BS Cup)


Formula Ford

Audru circuit 2,173 Km

Formula Ford - qualification

9.07.2010 14:40

Qualifying started at 14:39:49



Lap	Lap Tm	Diff	Time of Day	Lap	Lap Tm	Diff	Time of Day	Lap	Lap Tm	Diff	Time of Day
(77) Antti Buri				9	55.568	+0.361	14:49:43.347	3	1:02.389	+5.311	14:44:03.253
1	1:19.030	+24.963	14:41:53.237	p10	1:19.915	+24.708	14:51:03.262	4	58.985	+1.907	14:45:02.238
2	1:03.303	+9.236	14:42:56.540	11	2:10.173	+1:14.966	14:53:13.435	5	58.139	+1.061	14:46:00.377
p3	1:24.512	+30.445	14:44:21.052	12	55.207		14:54:08.642	6	58.486	+1.408	14:46:58.863
4	2:56.275	+2:02.208	14:47:17.327	13	55.654	+0.447	14:55:04.296	7	58.068	+0.990	14:47:56.931
5	54.757	+0.690	14:48:12.084	14	57.433	+2.226	14:56:01.729	8	57.729	+0.651	14:48:54.660
6	54.509	+0.442	14:49:06.593	15	56.109	+0.902	14:56:57.838	9	1:00.760	+3.682	14:49:55.420
7	54.146	+0.079	14:50:00.739	16	56.168	+0.961	14:57:54.006	10	58.212	+1.134	14:50:53.632
8	54.540	+0.473	14:50:55.279	17	55.438	+0.231	14:58:49.444	p11	1:24.192	+27.114	14:52:17.824
p9	1:19.544	+25.477	14:52:14.823	p18	1:21.649	+26.442	15:00:11.093	12	2:09.892	+1:12.814	14:54:27.716
10	2:46.135	+1:52.068	14:55:00.958	(12) Kristian Laine				13	58.027	+0.949	14:55:25.743
11	54.684	+0.617	14:55:55.642	1	1:11.745	+15.995	14:42:03.770	14	57.214	+0.136	14:56:22.957
12	54.067		14:56:49.709	2	58.630	+2.880	14:43:02.400	15	57.218	+0.140	14:57:20.175
p13	1:17.350	+23.283	14:58:07.059	3	58.063	+2.313	14:44:00.463	16	57.078		14:58:17.253
(11) Elmeri Ylitalo				4	56.909	+1.159	14:44:57.372	17	58.160	+1.082	14:59:15.413
1	1:15.189	+20.853	14:41:48.031	5	56.740	+0.990	14:45:54.112	18	58.322	+1.244	15:00:13.735
2	59.054	+4.718	14:42:47.085	6	56.392	+0.642	14:46:50.504	(6) Per Stenius			
3	55.215	+0.879	14:43:42.300	7	57.685	+1.935	14:47:48.189	1	1:15.901	+18.710	14:42:06.031
4	54.745	+0.409	14:44:37.045	8	56.163	+0.413	14:48:44.352	2	1:01.021	+3.830	14:43:07.052
5	54.655	+0.319	14:45:31.700	9	55.750		14:49:40.102	3	58.137	+0.946	14:44:05.189
6	54.560	+0.224	14:46:26.260	p10	1:16.448	+20.698	14:50:56.550	p4	1:17.217	+20.026	14:45:22.406
7	55.394	+1.058	14:47:21.654	11	1:30.742	+34.992	14:52:27.292	5	2:33.692	+1:36.501	14:47:56.098
8	54.915	+0.579	14:48:16.569	12	56.048	+0.298	14:53:23.340	6	57.832	+0.641	14:48:53.930
9	54.467	+0.131	14:49:11.036	13	56.572	+0.822	14:54:19.912	7	58.001	+0.810	14:49:51.931
10	54.549	+0.213	14:50:05.585	14	56.727	+0.977	14:55:16.639	8	57.719	+0.528	14:50:49.650
11	55.214	+0.878	14:51:00.799	15	56.226	+0.476	14:56:12.865	9	57.447	+0.256	14:51:47.097
p12	1:24.417	+30.081	14:52:25.216	p16	1:27.386	+31.636	14:57:40.251	p10	1:22.153	+24.962	14:53:09.250
13	2:17.161	+1:22.825	14:54:42.377	(14) Markus Ollila				11	2:33.912	+1:36.721	14:55:43.162
14	54.697	+0.361	14:55:37.074	1	1:14.998	+19.045	14:41:58.020	12	57.191		14:56:40.353
15	54.390	+0.054	14:56:31.464	2	1:00.214	+4.261	14:42:58.234	13	57.414	+0.223	14:57:37.767
16	54.336		14:57:25.800	3	57.862	+1.909	14:43:56.096	14	57.484	+0.293	14:58:35.251
17	54.368	+0.032	14:58:20.168	4	57.271	+1.318	14:44:53.367	(10) Pinja Forsman			
18	55.538	+1.202	14:59:15.706	5	56.024	+0.071	14:45:49.391	1	1:21.319	+23.772	14:42:00.668
19	55.244	+0.908	15:00:10.950	6	59.903	+3.950	14:46:49.294	2	1:01.300	+3.753	14:43:01.968
(5) Ville Kivinen				7	57.821	+1.868	14:47:47.115	3	1:02.466	+4.919	14:44:04.434
1	1:20.820	+26.221	14:42:49.866	8	56.312	+0.359	14:48:43.427	4	58.494	+0.947	14:45:02.928
2	1:05.814	+11.215	14:43:55.680	9	55.953		14:49:39.380	5	1:01.165	+3.618	14:46:04.093
3	1:00.102	+5.503	14:44:55.782	p10	1:18.296	+22.343	14:50:57.676	6	58.049	+0.502	14:47:02.142
4	55.180	+0.581	14:45:50.962	11	1:47.927	+51.974	14:52:45.603	7	58.380	+0.833	14:48:00.522
5	57.531	+2.932	14:46:48.493	12	56.851	+0.898	14:53:42.454	8	57.872	+0.325	14:48:58.394
6	1:04.709	+10.110	14:47:53.202	(20) Henri Höglund				9	1:00.175	+2.628	14:49:58.569
7	55.594	+0.995	14:48:48.796	1	1:12.253	+15.959	14:42:14.740	10	58.024	+0.477	14:50:56.593
8	54.876	+0.277	14:49:43.672	2	58.578	+2.284	14:43:13.318	11	1:03.159	+5.612	14:51:59.752
9	55.719	+1.120	14:50:39.391	3	58.008	+1.714	14:44:11.326	12	59.117	+1.570	14:52:58.869
10	54.852	+0.253	14:51:34.243	4	57.418	+1.124	14:45:08.744	13	57.547		14:53:56.416
11	54.921	+0.322	14:52:29.164	5	56.463	+0.169	14:46:05.207	14	58.244	+0.697	14:54:54.660
12	54.768	+0.169	14:53:23.932	6	57.088	+0.794	14:47:02.295	p15	1:25.274	+27.727	14:56:19.934
13	55.431	+0.832	14:54:19.363	7	57.621	+1.327	14:47:59.916	16	1:42.467	+44.920	14:58:02.401
p14	1:17.397	+22.798	14:55:36.760	8	57.003	+0.709	14:48:56.919	17	57.565	+0.018	14:58:59.966
15	2:18.836	+1:24.237	14:57:55.596	9	57.879	+1.585	14:49:54.798	18	57.732	+0.185	14:59:57.698
16	54.617	+0.018	14:58:50.213	10	56.576	+0.282	14:50:51.374	19	58.031	+0.484	15:00:55.729
17	55.496	+0.897	14:59:45.709	p11	1:17.606	+21.312	14:52:08.980				
18	54.599		15:00:40.308	12	1:57.750	+1:01.456	14:54:06.730				
(4) Miikka Mäkelä				13	56.294		14:55:03.024				
1	1:20.947	+25.740	14:41:57.253	14	59.607	+3.313	14:56:02.631				
2	1:03.429	+8.222	14:43:00.682	15	56.575	+0.281	14:56:59.206				
3	57.690	+2.483	14:43:58.372	16	57.482	+1.188	14:57:56.688				
4	56.292	+1.085	14:44:54.664	17	57.150	+0.856	14:58:53.838				
5	55.411	+0.204	14:45:50.075	p18	1:23.035	+26.741	15:00:16.873				
6	58.262	+3.055	14:46:48.337	(15) Milla Mäkelä							
7	1:03.517	+8.310	14:47:51.854	1	1:18.239	+21.161	14:41:59.475				
8	55.925	+0.718	14:48:47.779	2	1:01.389	+4.311	14:43:00.864				

Summer Race 2010 (FRC,ERC,NEZ RC,BS Cup)

Formula Ford

Audru circuit 2,173 Km

Formula Ford - qualification

9.07.2010 14:40

Qualifying started at 14:39:49

POLE POSITION

Standing Start

1

1

77 Antti Buri
54.146
Ford Mygale SJ08

2

3

5 Ville Kivinen
54.617
Ford Van Diemen LA09

3

5

14 Markus Ollila
56.024
Ford Van Diemen RF00

4

7

20 Henri Höglund
56.463
Ford Zetec

5

9

6 Per Stenius
57.414
Ford Van Diemen RF02Z

2

11 Elmeri Ylitalo
54.368
Ford Van Diemen LA10

4

4 Miikka Mäkelä
55.411
Ford Mtec FD10

6

12 Kristian Laine
56.048
Ford Van Diemen RF02

8

15 Milla Mäkelä
57.214
Ford Mtec FD09

10

10 Pinja Forsman
57.565
Ford Zetec

Summer Race 2010 (FRC,ERC,NEZ RC,BS Cup)

Sorted on Laps

Formula Ford

Audru circuit 2,173 Km

Formula Ford - 1st Race, 20 min

10.07.2010 09:35

Race started at 9:35:49

Pos	No.	Name	Nat	Entrant/Race Team	Make	Laps	Total Tm	Diff	Gap	Best Tm	Best Speed
1	77	Antti Buri	FIN	500-K	Ford Mygale SJ08	22	20:12.341			54.431	143,720
2	11	Elmeri Ylitalo	FIN	PFKK	Ford Van Diemen LA10	22	20:22.426	10.085	0.085	54.504	143,527
3	5	Ville Kivinen	FIN	NaSU	Ford Van Diemen LA09	22	20:44.498	32.157	2.072	54.795	142,765
4	12	Kristian Laine	FIN	TUA	Ford Van Diemen RF02	22	20:50.318	37.977	5.820	55.611	140,670
5	14	Markus Ollila	FIN	RoiUA	Ford Van Diemen RF00	22	20:55.022	42.681	4.704	55.995	139,705
6	4	Miikka Mäkelä	FIN	OFK-125	Ford Mtec FD10	21	20:14.151	1 Lap	1 Lap	55.306	141,446
7	6	Per Stenius	FIN	EspooUA	Ford Van Diemen RF02Z	21	20:15.597	1 Lap	1.446	56.829	137,655
8	15	Milla Mäkelä	FIN	OFK-125	Ford Mtec FD09	21	20:16.022	1 Lap	0.425	56.684	138,007
Not classified (75% = 17 Laps)											
	10	Pinja Forsman	FIN	KokeFK-K	Ford Zetec	13	12:37.735	9 Laps	3 Laps	56.848	137,609
NS	20	Henri Höglund	FIN	KEIMOLA FK-K	Ford Zetec		0.000	DNS	3 Laps	-	-

Margin of Victory	Avg. Speed	Best Lap Tm	Best Speed	Best Lap by
10.085	141,958	54.431	143,720	77 - Antti Buri

Race organizer: A2 Management Posted at: Officialised at: Orbits

Chief Steward of the meeting: Marek Kiisa

Clerk of the Course: Avo Elme

Chief of Timing & Scoring: Asper Leppik

Printed: 10.07.2010 17:36:22

Summer Race 2010 (FRC,ERC,NEZ RC,BS Cup)

Formula Ford

Audru circuit 2,173 Km

Formula Ford - 1st Race, 20 min

10.07.2010 09:35

Race started at 9:35:49

Lap	Lap Tm	Diff	Time of Day
(77) Antti Buri			
1	57.971	+3.540	9:36:47.818
2	55.667	+1.236	9:37:43.485
3	55.302	+0.871	9:38:38.787
4	55.067	+0.636	9:39:33.854
5	54.968	+0.537	9:40:28.822
6	55.048	+0.617	9:41:23.870
7	55.230	+0.799	9:42:19.100
8	54.858	+0.427	9:43:13.958
9	54.642	+0.211	9:44:08.600
10	54.680	+0.249	9:45:03.280
11	54.647	+0.216	9:45:57.927
12	54.431		9:46:52.358
13	54.694	+0.263	9:47:47.052
14	54.895	+0.464	9:48:41.947
15	54.994	+0.563	9:49:36.941
16	54.855	+0.424	9:50:31.796
17	54.865	+0.434	9:51:26.661
18	54.947	+0.516	9:52:21.608
19	54.972	+0.541	9:53:16.580
20	54.768	+0.337	9:54:11.348
21	55.272	+0.841	9:55:06.620
22	55.568	+1.137	9:56:02.188

Lap	Lap Tm	Diff	Time of Day
(11) Elmeri Ylitalo			
1	59.742	+5.238	9:36:50.412
2	55.841	+1.337	9:37:46.253
3	55.666	+1.162	9:38:41.919
4	55.646	+1.142	9:39:37.565
5	55.995	+1.491	9:40:33.560
6	55.185	+0.681	9:41:28.745
7	54.504		9:42:23.249
8	54.639	+0.135	9:43:17.888
9	54.982	+0.478	9:44:12.870
10	55.348	+0.844	9:45:08.218
11	55.275	+0.771	9:46:03.493
12	54.944	+0.440	9:46:58.437
13	55.179	+0.675	9:47:53.616
14	55.064	+0.560	9:48:48.680
15	55.204	+0.700	9:49:43.884
16	55.169	+0.665	9:50:39.053
17	55.622	+1.118	9:51:34.675
18	55.433	+0.929	9:52:30.108
19	55.347	+0.843	9:53:25.455
20	55.599	+1.095	9:54:21.054
21	55.493	+0.989	9:55:16.547
22	55.726	+1.222	9:56:12.273

Lap	Lap Tm	Diff	Time of Day
(5) Ville Kivinen			
1	58.275	+3.480	9:36:49.078
2	56.402	+1.607	9:37:45.480
3	55.758	+0.963	9:38:41.238
4	56.161	+1.366	9:39:37.399
5	55.997	+1.202	9:40:33.396
6	55.598	+0.803	9:41:28.994
7	54.795		9:42:23.789
8	55.477	+0.682	9:43:19.266
9	55.555	+0.760	9:44:14.821
10	56.371	+1.576	9:45:11.192
11	56.043	+1.248	9:46:07.235
12	56.591	+1.796	9:47:03.826
13	56.752	+1.957	9:48:00.578
14	57.005	+2.210	9:48:57.583
15	57.680	+2.885	9:49:55.263
16	56.860	+2.065	9:50:52.123

Lap	Lap Tm	Diff	Time of Day
17	56.755	+1.960	9:51:48.878
18	57.119	+2.324	9:52:45.997
19	56.429	+1.634	9:53:42.426
20	56.975	+2.180	9:54:39.401
21	57.109	+2.314	9:55:36.510
22	57.835	+3.040	9:56:34.345

Lap	Lap Tm	Diff	Time of Day
(12) Kristian Laine			
1	1:01.048	+5.437	9:36:52.575
2	57.836	+2.225	9:37:50.411
3	57.108	+1.497	9:38:47.519
4	56.842	+1.231	9:39:44.361
5	56.591	+0.980	9:40:40.952
6	56.686	+1.075	9:41:37.638
7	58.250	+2.639	9:42:35.888
8	56.271	+0.660	9:43:32.159
9	55.921	+0.310	9:44:28.080
10	55.996	+0.385	9:45:24.076
11	56.337	+0.726	9:46:20.413
12	55.611		9:47:16.024
13	56.056	+0.445	9:48:12.080
14	56.697	+1.086	9:49:08.777
15	57.181	+1.570	9:50:05.958
16	56.120	+0.509	9:51:02.078
17	56.508	+0.897	9:51:58.586
18	56.387	+0.776	9:52:54.973
19	55.954	+0.343	9:53:50.927
20	56.152	+0.541	9:54:47.079
21	56.497	+0.886	9:55:43.576
22	56.589	+0.978	9:56:40.165

Lap	Lap Tm	Diff	Time of Day
(14) Markus Ollila			
1	1:00.379	+4.384	9:36:52.044
2	58.569	+2.574	9:37:50.613
3	58.032	+2.037	9:38:48.645
4	57.201	+1.206	9:39:45.846
5	57.296	+1.301	9:40:43.142
6	56.501	+0.506	9:41:39.643
7	56.565	+0.570	9:42:36.208
8	56.585	+0.590	9:43:32.793
9	56.052	+0.057	9:44:28.845
10	55.995		9:45:24.840
11	56.394	+0.399	9:46:21.234
12	56.817	+0.822	9:47:18.051
13	57.312	+1.317	9:48:15.363
14	56.892	+0.897	9:49:12.255
15	57.062	+1.067	9:50:09.317
16	56.638	+0.643	9:51:05.955
17	56.414	+0.419	9:52:02.369
18	56.146	+0.151	9:52:58.515
19	56.194	+0.199	9:53:54.709
20	56.426	+0.431	9:54:51.135
21	56.571	+0.576	9:55:47.706
22	57.163	+1.168	9:56:44.869

Lap	Lap Tm	Diff	Time of Day
(4) Miikka Mäkelä			
1	59.883	+4.577	9:36:50.961
2	56.224	+0.918	9:37:47.185
3	55.725	+0.419	9:38:42.910
4	55.306		9:39:38.216
5	55.857	+0.551	9:40:34.073
6	55.644	+0.338	9:41:29.717
7	1:09.037	+13.731	9:42:38.754
8	56.744	+1.438	9:43:35.498
9	55.644	+0.338	9:44:31.142
10	56.101	+0.795	9:45:27.243

Lap	Lap Tm	Diff	Time of Day
11	55.951	+0.645	9:46:23.194
12	1:05.333	+10.027	9:47:28.527
13	56.738	+1.432	9:48:25.265
14	56.506	+1.200	9:49:21.771
15	57.795	+2.489	9:50:19.566
16	56.535	+1.229	9:51:16.101
17	57.090	+1.784	9:52:13.191
18	57.564	+2.258	9:53:10.755
19	57.859	+2.553	9:54:08.614
20	58.027	+2.721	9:55:06.641
21	57.357	+2.051	9:56:03.998

Lap	Lap Tm	Diff	Time of Day
(6) Per Stenius			
1	1:01.272	+4.443	9:36:53.763
2	57.931	+1.102	9:37:51.694
3	57.552	+0.723	9:38:49.246
4	57.713	+0.884	9:39:46.959
5	57.111	+0.282	9:40:44.070
6	57.797	+0.968	9:41:41.867
7	58.119	+1.290	9:42:39.986
8	57.926	+1.097	9:43:37.912
9	57.579	+0.749	9:44:35.490
10	57.928	+1.099	9:45:33.418
11	57.292	+0.463	9:46:30.710
12	58.840	+2.011	9:47:29.550
13	57.359	+0.530	9:48:26.909
14	57.227	+0.398	9:49:24.136
15	56.829		9:50:20.965
16	57.091	+0.262	9:51:18.056
17	57.263	+0.434	9:52:15.319
18	56.891	+0.062	9:53:12.210
19	57.226	+0.397	9:54:09.436
20	58.252	+1.423	9:55:07.688
21	57.756	+0.927	9:56:05.444

Lap	Lap Tm	Diff	Time of Day
(15) Milla Mäkelä			
1	1:03.181	+6.497	9:36:55.756
2	59.661	+2.977	9:37:55.417
3	59.373	+2.689	9:38:54.790
4	58.491	+1.807	9:39:53.281
5	57.393	+0.709	9:40:50.674
6	57.513	+0.829	9:41:48.187
7	57.002	+0.318	9:42:45.189
8	57.127	+0.443	9:43:42.316
9	56.886	+0.202	9:44:39.202
10	56.839	+0.155	9:45:36.041
11	57.357	+0.673	9:46:33.398
12	57.281	+0.597	9:47:30.679
13	57.215	+0.531	9:48:27.894
14	57.306	+0.622	9:49:25.200
15	56.944	+0.260	9:50:22.144
16	56.684		9:51:18.828
17	56.989	+0.305	9:52:15.817
18	56.714	+0.030	9:53:12.531
19	57.036	+0.352	9:54:09.567
20	58.348	+1.664	9:55:07.915
21	57.954	+1.270	9:56:05.869

Lap	Lap Tm	Diff	Time of Day
(10) Pinja Forsman			
1	1:03.054	+6.206	9:36:55.953
2	59.684	+2.836	9:37:55.637
3	58.969	+2.121	9:38:54.606
4	57.739	+0.891	9:39:52.345
5	57.510	+0.662	9:40:49.855
6	57.198	+0.350	9:41:47.053
7	57.398	+0.550	9:42:44.451

Race organizer: A2 Management Posted at:

Officialised at:

Orbits

Chief Steward of the meeting: Marek Kiisa

Clerk of the Course: Avo Elme

Chief of Timing & Scoring: Asper Leppik

Printed: 10.07.2010 17:36:33

Summer Race 2010 (FRC,ERC,NEZ RC,BS Cup)

Formula Ford

Audru circuit 2,173 Km

Formula Ford - 1st Race, 20 min

10.07.2010 09:35

Race started at 9:35:49



Lap	Lap Tm	Diff	Time of Day
8	57.302	+0.454	9:43:41.753
9	56.848		9:44:38.601
10	56.946	+0.098	9:45:35.547
11	57.244	+0.396	9:46:32.791
12	57.232	+0.384	9:47:30.023
13	57.559	+0.711	9:48:27.582

Lap	Lap Tm	Diff	Time of Day
-----	--------	------	-------------

Lap	Lap Tm	Diff	Time of Day
-----	--------	------	-------------

Summer Race 2010 (FRC,ERC,NEZ RC,BS Cup)

Lapchart

Formula Ford

Audru circuit 2,173 Km

Formula Ford - 1st Race, 20 min

10.07.2010 09:35

Race started at 9:35:49

Competitors

	Laps																						
	0	1	2	3	4	5	6	7	8	9	10	11	12	13	14	15	16	17	18	19	20	21	22
Antti Buri (77)	1	77	77	77	77	77	77	77	77	77	77	77	77	77	77	77	77	77	77	77	77	77	77
Elmeri Ylitalo (11)	2	11	5	5	5	5	5	11	11	11	11	11	11	11	11	11	11	11	11	11	11	11	11
Ville Kivinen (5)	3	5	11	11	11	11	11	5	5	5	5	5	5	5	5	5	5	5	5	5	5	5	5
Miikka Mäkelä (4)	4	4	4	4	4	4	4	12	12	12	12	12	12	12	12	12	12	12	12	12	12	12	12
Kristian Laine (12)	5	12	14	12	12	12	12	14	14	14	14	14	14	14	14	14	14	14	14	14	14	14	14
Markus Ollila (14)	6	14	12	14	14	14	14	4	4	4	4	4	4	4	4	4	4	4	4	4	4	4	4
Per Stenius (6)	7	6	6	6	6	6	6	6	6	6	6	6	6	6	6	6	6	6	6	6	6	6	6
Milla Mäkelä (15)	8	15	15	15	10	10	10	10	10	10	10	10	10	10	10	15	15	15	15	15	15	15	15
Pinja Forsman (10)	9	10	10	10	15	15	15	15	15	15	15	15	15	15	15								
Henri Höglund (20)	10	20																					

Summer Race 2010 (FRC,ERC,NEZ RC,BS Cup)

Sorted on Laps

Formula Ford

Audru circuit 2,173 Km

Formula Ford - 2nd Race, 20 min

10.07.2010 14:55

Race started at 15:11:37

Pos	No.	Name	Nat	Entrant/Race Team	Make	Laps	Total Tm	Diff	Gap	Best Tm	Best Speed
1	77	Antti Buri	FIN	500-K	Ford Mygale SJ08	22	20:23.926			55.124	141,913
2	5	Ville Kivinen	FIN	NaSU	Ford Van Diemen LA09	22	20:32.234	8.308	8.308	55.472	141,022
3	11	Elmeri Ylitalo	FIN	PFKK	Ford Van Diemen LA10	22	20:33.546	9.620	1.312	55.406	141,190
4	20	Henri Höglund	FIN	KEIMOLA FK-K	Ford Zetec	22	21:01.868	37.942	8.322	56.361	138,798
5	14	Markus Ollila	FIN	RoiUA	Ford Van Diemen RF00	22	21:10.849	46.923	8.981	56.575	138,273
6	6	Per Stenius	FIN	EspooUA	Ford Van Diemen RF02Z	22	21:21.056	57.130	0.207	57.089	137,028
7	4	Miikka Mäkelä	FIN	OFK-125	Ford Mtec FD10	21	20:28.044	1 Lap	1 Lap	57.073	137,067
8	15	Milla Mäkelä	FIN	OFK-125	Ford Mtec FD09	21	20:30.170	1 Lap	2.126	57.294	136,538
9	10	Pinja Forsman	FIN	KokeFK-K	Ford Zetec	21	20:31.027	1 Lap	0.857	57.413	136,255

Not classified (75% = 17 Laps)

12	Kristian Laine	FIN	TUA	Ford Van Diemen RF02	14	13:21.816	8 Laps	' Laps	56.500	138,457
----	----------------	-----	-----	----------------------	----	-----------	--------	--------	--------	---------

Margin of Victory	Avg. Speed	Best Lap Tm	Best Speed	Best Lap by
8.308	140,614	55.124	141,913	77 - Antti Buri

Race organizer: A2 Management Posted at: Officialised at: Orbits

Chief Steward of the meeting: Marek Kiisa

Clerk of the Course: Avo Elme

Chief of Timing & Scoring: Asper Leppik

Printed: 10.07.2010 17:37:07

Summer Race 2010 (FRC,ERC,NEZ RC,BS Cup)

Formula Ford

Audru circuit 2,173 Km

Formula Ford - 2nd Race, 20 min

10.07.2010 14:55

Race started at 15:11:37

Lap	Lap Tm	Diff	Time of Day
(77) Antti Buri			
1	57.990	+2.866	15:12:35.252
2	55.499	+0.375	15:13:30.751
3	55.147	+0.023	15:14:25.898
4	55.124		15:15:21.022
5	55.235	+0.111	15:16:16.257
6	55.360	+0.236	15:17:11.617
7	55.753	+0.629	15:18:07.370
8	55.861	+0.737	15:19:03.231
9	55.730	+0.606	15:19:58.961
10	55.214	+0.090	15:20:54.175
11	55.515	+0.391	15:21:49.690
12	55.210	+0.086	15:22:44.900
13	55.152	+0.028	15:23:40.052
14	55.227	+0.103	15:24:35.279
15	55.443	+0.319	15:25:30.722
16	55.321	+0.197	15:26:26.043
17	55.289	+0.165	15:27:21.332
18	55.608	+0.484	15:28:16.940
19	55.729	+0.605	15:29:12.669
20	55.980	+0.856	15:30:08.649
21	56.168	+1.044	15:31:04.817
22	56.371	+1.247	15:32:01.188

Lap	Lap Tm	Diff	Time of Day
(5) Ville Kivinen			
1	57.395	+1.923	15:12:35.469
2	55.546	+0.074	15:13:31.015
3	55.472		15:14:26.487
4	55.656	+0.184	15:15:22.143
5	55.648	+0.176	15:16:17.791
6	56.072	+0.600	15:17:13.863
7	56.230	+0.758	15:18:10.093
8	56.244	+0.772	15:19:06.337
9	55.742	+0.270	15:20:02.079
10	55.949	+0.477	15:20:58.028
11	56.147	+0.675	15:21:54.175
12	55.927	+0.455	15:22:50.102
13	56.055	+0.583	15:23:46.157
14	55.710	+0.238	15:24:41.867
15	56.121	+0.649	15:25:37.988
16	55.759	+0.287	15:26:33.747
17	55.894	+0.422	15:27:29.641
18	55.729	+0.257	15:28:25.370
19	55.571	+0.099	15:29:20.941
20	55.937	+0.465	15:30:16.878
21	56.157	+0.685	15:31:13.035
22	56.461	+0.989	15:32:09.496

Lap	Lap Tm	Diff	Time of Day
(11) Elmeri Ylitalo			
1	59.564	+4.158	15:12:37.410
2	56.313	+0.907	15:13:33.723
3	56.110	+0.704	15:14:29.833
4	56.419	+1.013	15:15:26.252
5	55.851	+0.445	15:16:22.103
6	55.790	+0.384	15:17:17.893
7	56.076	+0.670	15:18:13.969
8	55.892	+0.486	15:19:09.861
9	55.981	+0.575	15:20:05.842
10	56.003	+0.597	15:21:01.845
11	55.756	+0.350	15:21:57.601
12	55.642	+0.236	15:22:53.243
13	55.594	+0.188	15:23:48.837
14	55.804	+0.398	15:24:44.641
15	55.406		15:25:40.047
16	55.588	+0.182	15:26:35.635

Lap	Lap Tm	Diff	Time of Day
17	55.591	+0.185	15:27:31.226
18	55.656	+0.250	15:28:26.882
19	56.018	+0.612	15:29:22.900
20	56.018	+0.612	15:30:18.918
21	55.826	+0.420	15:31:14.744
22	56.064	+0.658	15:32:10.808

Lap	Lap Tm	Diff	Time of Day
(20) Henri Höglund			
1	1:00.805	+4.444	15:12:40.594
2	57.595	+1.234	15:13:38.189
3	57.052	+0.691	15:14:35.241
4	57.073	+0.712	15:15:32.314
5	57.582	+1.221	15:16:29.896
6	56.863	+0.502	15:17:26.759
7	57.678	+1.317	15:18:24.437
8	57.411	+1.050	15:19:21.848
9	56.665	+0.304	15:20:18.513
10	56.840	+0.479	15:21:15.353
11	56.361		15:22:11.714
12	56.438	+0.077	15:23:08.152
13	57.021	+0.660	15:24:05.173
14	57.029	+0.668	15:25:02.202
15	56.829	+0.468	15:25:59.031
16	57.399	+1.038	15:26:56.430
17	57.109	+0.748	15:27:53.539
18	56.717	+0.356	15:28:50.256
19	57.326	+0.965	15:29:47.582
20	57.161	+0.800	15:30:44.743
21	56.926	+0.565	15:31:41.669
22	57.461	+1.100	15:32:39.130

Lap	Lap Tm	Diff	Time of Day
(14) Markus Ollila			
1	59.244	+2.669	15:12:38.055
2	56.809	+0.234	15:13:34.864
3	57.195	+0.620	15:14:32.059
4	58.164	+1.589	15:15:30.223
5	59.187	+2.612	15:16:29.410
6	57.058	+0.483	15:17:26.468
7	57.901	+1.326	15:18:24.369
8	57.865	+1.290	15:19:22.234
9	57.209	+0.634	15:20:19.443
10	56.575		15:21:16.018
11	56.657	+0.082	15:22:12.675
12	57.507	+0.932	15:23:10.182
13	57.299	+0.724	15:24:07.481
14	57.417	+0.842	15:25:04.898
15	57.168	+0.593	15:26:02.066
16	57.863	+1.288	15:26:59.929
17	57.323	+0.748	15:27:57.252
18	57.805	+1.230	15:28:55.057
19	57.451	+0.876	15:29:52.508
20	58.063	+1.488	15:30:50.571
21	58.006	+1.431	15:31:48.577
22	59.534	+2.959	15:32:48.111

Lap	Lap Tm	Diff	Time of Day
(6) Per Stenius			
1	1:01.081	+3.992	15:12:40.888
2	58.164	+1.075	15:13:39.052
3	57.189	+0.100	15:14:36.241
4	57.897	+0.808	15:15:34.138
5	57.764	+0.675	15:16:31.902
6	57.089		15:17:28.991
7	58.353	+1.264	15:18:27.344
8	57.622	+0.533	15:19:24.966
9	57.666	+0.577	15:20:22.632
10	57.797	+0.708	15:21:20.429

Lap	Lap Tm	Diff	Time of Day
11	58.624	+1.535	15:22:19.053
12	57.739	+0.650	15:23:16.792
13	57.722	+0.633	15:24:14.514
14	58.651	+1.562	15:25:13.165
15	58.646	+1.557	15:26:11.811
16	58.292	+1.203	15:27:10.103
17	57.739	+0.650	15:28:07.842
18	57.878	+0.789	15:29:05.720
19	57.640	+0.551	15:30:03.360
20	57.875	+0.786	15:31:01.235
21	58.642	+1.553	15:31:59.877
22	58.441	+1.352	15:32:58.318

Lap	Lap Tm	Diff	Time of Day
(4) Miikka Mäkelä			
1	1:00.481	+3.408	15:12:39.099
2	57.813	+0.740	15:13:36.912
3	57.796	+0.723	15:14:34.708
4	57.331	+0.258	15:15:32.039
5	58.724	+1.651	15:16:30.763
6	58.017	+0.944	15:17:28.780
7	57.889	+0.816	15:18:26.669
8	57.854	+0.781	15:19:24.523
9	57.073		15:20:21.596
10	58.116	+1.043	15:21:19.712
11	58.422	+1.349	15:22:18.134
12	58.220	+1.147	15:23:16.354
13	57.617	+0.544	15:24:13.971
14	58.893	+1.820	15:25:12.864
15	58.791	+1.718	15:26:11.655
16	59.373	+2.300	15:27:11.028
17	58.649	+1.576	15:28:09.677
18	58.662	+1.589	15:29:08.339
19	58.770	+1.697	15:30:07.109
20	59.484	+2.411	15:31:06.593
21	58.713	+1.640	15:32:05.306

Lap	Lap Tm	Diff	Time of Day
(15) Milla Mäkelä			
1	1:02.009	+4.715	15:12:41.891
2	1:00.246	+2.952	15:13:42.137
3	58.660	+1.366	15:14:40.797
4	57.964	+0.670	15:15:38.761
5	57.782	+0.488	15:16:36.543
6	1:05.719	+8.425	15:17:42.262
7	58.568	+1.274	15:18:40.830
8	57.606	+0.312	15:19:38.436
9	57.457	+0.163	15:20:35.893
10	57.458	+0.164	15:21:33.351
11	57.808	+0.514	15:22:31.159
12	57.393	+0.099	15:23:28.552
13	57.294		15:24:25.846
14	57.515	+0.221	15:25:23.361
15	57.753	+0.459	15:26:21.114
16	57.897	+0.603	15:27:19.011
17	58.336	+1.042	15:28:17.347
18	57.939	+0.645	15:29:15.286
19	57.350	+0.056	15:30:12.636
20	57.381	+0.087	15:31:10.017
21	57.415	+0.121	15:32:07.432

Lap	Lap Tm	Diff	Time of Day
(10) Pinja Forsman			
1	1:01.966	+4.553	15:12:42.639
2	1:00.024	+2.611	15:13:42.663
3	58.277	+0.864	15:14:40.940
4	58.109	+0.696	15:15:39.049
5	57.837	+0.424	15:16:36.886
6	58.260	+0.847	15:17:35.146

Race organizer: A2 Management Posted at:

Officialised at:

Orbits

Chief Steward of the meeting: Marek Kiisa

Clerk of the Course: Avo Elme

Chief of Timing & Scoring: Asper Leppik

Printed: 10.07.2010 17:37:18

Summer Race 2010 (FRC,ERC,NEZ RC,BS Cup)


Formula Ford

Audru circuit 2,173 Km

Formula Ford - 2nd Race, 20 min

10.07.2010 14:55

Race started at 15:11:37



Lap	Lap Tm	Diff	Time of Day
7	57.908	+0.495	15:18:33.054
8	58.054	+0.641	15:19:31.108
9	58.163	+0.750	15:20:29.271
10	58.424	+1.011	15:21:27.695
11	58.162	+0.749	15:22:25.857
12	59.539	+2.126	15:23:25.396
13	58.327	+0.914	15:24:23.723
14	58.306	+0.893	15:25:22.029
15	58.792	+1.379	15:26:20.821
16	57.994	+0.581	15:27:18.815
17	57.550	+0.137	15:28:16.365
18	58.489	+1.076	15:29:14.854
19	57.458	+0.045	15:30:12.312
20	57.413		15:31:09.725
21	58.564	+1.151	15:32:08.289

Lap	Lap Tm	Diff	Time of Day
-----	--------	------	-------------

Lap	Lap Tm	Diff	Time of Day
-----	--------	------	-------------

(12) Kristian Laine

1	59.660	+3.160	15:12:38.841
2	56.506	+0.006	15:13:35.347
3	56.944	+0.444	15:14:32.291
4	58.216	+1.716	15:15:30.507
5	57.983	+1.483	15:16:28.490
6	56.779	+0.279	15:17:25.269
7	56.739	+0.239	15:18:22.008
8	57.083	+0.583	15:19:19.091
9	56.890	+0.390	15:20:15.981
10	56.707	+0.207	15:21:12.688
11	56.637	+0.137	15:22:09.325
12	56.713	+0.213	15:23:06.038
13	56.540	+0.040	15:24:02.578
14	56.500		15:24:59.078

Summer Race 2010 (FRC,ERC,NEZ RC,BS Cup)

Lapchart

Formula Ford

Audru circuit 2,173 Km

Formula Ford - 2nd Race, 20 min

10.07.2010 14:55

Race started at 15:11:37



Competitors

	Laps																						
	0	1	2	3	4	5	6	7	8	9	10	11	12	13	14	15	16	17	18	19	20	21	22
Antti Buri (77)	1	77	77	77	77	77	77	77	77	77	77	77	77	77	77	77	77	77	77	77	77	77	77
Elmeri Ylitalo (11)	2	11	5	5	5	5	5	5	5	5	5	5	5	5	5	5	5	5	5	5	5	5	5
Ville Kivinen (5)	3	5	11	11	11	11	11	11	11	11	11	11	11	11	11	11	11	11	11	11	11	11	11
Miikka Mäkelä (4)	4	4	14	14	14	14	12	12	12	12	12	12	12	12	12	20	20	20	20	20	20	20	20
Markus Ollila (14)	5	14	12	12	12	12	14	14	14	20	20	20	20	20	20	14	14	14	14	14	14	14	14
Kristian Laine (12)	6	12	4	4	4	4	20	20	20	14	14	14	14	14	14	4	6	6	6	6	6	6	6
Henri Höglund (20)	7	20	20	20	20	20	4	4	4	4	4	4	4	4	4	6	4	4	4	4	4	4	4
Per Stenius (6)	8	6	6	6	6	6	6	6	6	6	6	6	6	6	6	10	10	10	10	10	10	10	15
Milla Mäkelä (15)	9	15	15	15	15	15	15	10	10	10	10	10	10	10	10	15	15	15	15	15	15	15	10
Pinja Forsman (10)	10	10	10	10	10	10	10	15	15	15	15	15	15	15	15	15	15	15	15	15	15	15	10