

KLUDI PUSH

One-touch showering pleasure

NEW



● KLUDI ●



concealed thermostatic shower mixer
388110538

KLUDI PUSH

One-touch showering pleasure

A concept for running showers and bath that is as straightforward as it is ingenious: the water is turned on and off with a simple press of the ergonomic push-button and the temperature is preset at the thermostatic handle.

This represents real convenience for young and old alike, and for every stage in life, since the mechanical buttons click quietly but audibly when pressed, while not actually retracting into the mixer. So you can feel them at all times – even when your face is covered in lather. The buttons can even be customised during installation and two consumer units, overhead shower and body jet for example, can be connected at the same time. KLUDI PUSH is supplied with a round or square escutcheon in the soft-edge design and is robust and easy to clean.



Turn the different jets on and off at the touch of a button



Select desired temperature
Safe thanks to 38 °C scald protection

All PUSH models come with four buttons (head shower, hand shower, side shower, bath spout), of which two can be individually mounted and combined



No annoying pressure surges in the water pipes thanks to the soft-close technology of the magnetic valves

Solid pushbuttons, audible and ideally designed for elderly hands, with up to two functions possible at one time

concealed thermostatic shower mixer
388120538



KLUDI PUSH is as easy to install as it is to use



1 Install the functional unit in the KLUDI FLEXX.BOX



2 Install the mounting plate




3 Install pushbuttons



4 Mount the escutcheon



5 Mount the thermostat handle



6 Finished



Fully installed in six easy steps



Trim set with round escutcheon


KLUDI PUSH

			
<p>concealed thermostatic shower mixer concealed valve with functional unit with push-button on/off control for one outlet 388030538</p> <p>KLUDI FLEXX.BOXX* concealed unit DN 20 88011</p>	<p>concealed thermostatic shower mixer concealed valve with functional unit with push-button on/off control for one outlet 388010538</p> <p>KLUDI FLEXX.BOXX* concealed unit DN 20 88011</p>	<p>concealed valve with functional unit with push-button on/off control for two outlets concealed thermostatic shower mixer 388110538</p> <p>KLUDI FLEXX.BOXX* concealed unit DN 20 88011</p>	<p>concealed thermostatic shower mixer concealed valve with functional unit with push-button on/off control for one outlet 388040538</p> <p>KLUDI FLEXX.BOXX* concealed unit DN 20 88011</p>

	
<p>concealed thermostatic shower mixer concealed valve with functional unit with push-button on/off control for one outlet 388020538</p> <p>KLUDI FLEXX.BOXX* concealed unit DN 20 88011</p>	<p>concealed valve with functional unit with push-button on/off control for two outlets concealed thermostatic shower mixer 388120538</p> <p>KLUDI FLEXX.BOXX* concealed unit DN 20 88011</p>

The evolution: KLUDI PUSH and KLUDI FLEXX.BOXX

The perfect team for maximum flexibility and precise functioning

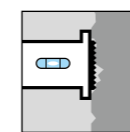



KLUDI FLEXX.BOXX – the name says it all. A concealed box with integrated flushing set for a variety of applications, it makes the perfect match for the KLUDI PUSH range. The functional unit is supplied fully assembled with the selected trim set.

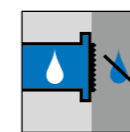
Combined with KLUDI PUSH, the KLUDI FLEXX.BOXX achieves its maximum flexibility. And it also takes us one step further in the evolution of multifunctionality in that the flow of water is controlled by clearly defined pushbuttons so that KLUDI PUSH offers precise control for the perfect shower.

KLUDI FLEXX.BOXX: Tried and tested quality – *new benefits*

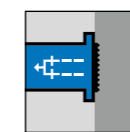
All information at a glance



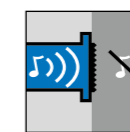
Flexible wall installation
Installation on uneven surfaces possible



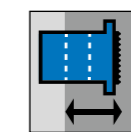
Intelligent seal system
Protection from condensation and splashwater



Single unit
Elastomere coating and water-bearing parts form a single unit



Sound insulation
The noise of flowing water is not carried through the wall



Installation depth
Arrows marked on the Elastomere coating show the optimum installation depth of 80 to 110 mm

Tried and tested expertise
KLUDI FLEXX.BOXX complies with Norms and Guidelines:

- DIN 4109: Sound proofing in building construction
- DIN 1988: Standard flushing
- DIN 18195: Sealing of built-in fittings
- DIN EN 1717: Drinking water protection



Kludi GmbH & Co. KG
P.O. Box 25 60 · 58685 Menden
Am Vogelsang 31–33 · 58706 Menden
Germany

Tel. +49 2373 904-193
Fax +49 2373 904-540
international-sales@kludi.com · www.kludi.com

