



PREISLISTE

UNSERE PRODUKTE

2020



Sanitärtechnik Eisenberg GmbH
Gewerbegebiet – In der Wiesen 8
D-07607 Eisenberg
Tel.: +49 (0) 36691 598-0
Fax: +49 (0) 36691 598-88000
E-Mail: info@sanit.com
Internet: www.sanit.com

Rödental site
Am Bahnhof 20
D-96472 Rödental
Tel.: +49 (0) 9563 93-0

Wittenberg site
Waldstraße
D-06886 Wittenberg
Tel.: +49 (0) 3491 6153-0

NOTES ON THE SANIT PRICE LIST 2020

We hereby present the SANIT price list 2020. Our catalogue and latest products are available at www.sanit.com.

The SANIT price list 2020 replaces and invalidates all previous price lists. Our business relationships are based on our latest Standard Delivery Terms.

Prices are non-binding recommended prices in €, not including statutory value added tax. All prices are subject to change due to price fluctuations on the commodity markets.

We reserve the right to make technical changes and size adjustments to our products. Discontinued models/products are available as long as they are on stock.



PRE-WALL INSTALLATION PWI



WASTE KITS



AIR ADMITTANCE VALVES AND ACCESSORIES



WC ACCESSORIES



SINK RANGE



BATHROOM ACCESSORIES



SWIMMING POOL GRATINGS



INFORMATION

Code No.	Product	Page
Product group 2		
17.291.00..0000	Hose box with non-return flap	59
90.659.00..0000	Excrement sink element 995 N	55
90.694.00..T000	Shower element INEO with wall drain LINNUM 30	56
90.695.00..T000	Shower element INEO with wall drain LINNUM 50	56
90.733.00..S000	WC element INEO PLUS 450 S	29
16.735.00..S000	Push plate SWING brushed stainless steel	77
16.735.00..S100	Push plate SWING brushed stainless steel, with antibacterial surface	77
16.750.01..0000	Push plate INEO BRIGHT plastic white	70
16.750.81..0000	Push plate INEO BRIGHT plastic chrome	70
16.750.93..0000	Push plate INEO BRIGHT plastic matt chrome	70
16.751.01..0000	Push plate INEO BRIGHT thermosetting plastic white	70
16.751.82..0000	Push plate INEO BRIGHT thermosetting plastic black	70
16.752.01..0000	Push plate INEO BRIGHT glass white	70
16.752.C8..0000	Push plate INEO BRIGHT glass black	70
16.752.41..0000	Push plate INEO BRIGHT glass anthracite	70
16.761.00..0000	Push plate INEO BRIGHT brushed stainless steel	70
16.090.01..0000	Urinal cover plate INEO BRIGHT white	109
16.090.81..0000	Urinal cover plate INEO BRIGHT chrome	109
16.090.93..0000	Urinal cover plate INEO BRIGHT matt chrome	109
16.092.C9..0000	Urinal cover plate INEO BRIGHT glass white	109
16.092.C8..0000	Urinal cover plate INEO BRIGHT glass black	109
16.092.41..0000	Urinal cover plate INEO BRIGHT glass anthracite	109
16.093.00..0000	Urinal cover plate INEO BRIGHT brushed stainless steel	109
04.308.00..0000	Reed contact cable	140
05.158.00..0000	INEO FRESH box for water box cube	148
05.261.00..0000	Adjustable flush reducer	146
05.289.00..0000	Battery compartment 6V DC for WC push plates	141
05.266.00..0000	Flexible hose DN6 x 280 mm	153
05.287.00..0000	Slide-in frame incl. toggles	153

NEW PRODUCTS

Code No.	Product	Page
Product group 4		
30.025.00..0000	Push open cartridge valve for waste and overflow kit INEO FLUX, polished stainless steel	280
34.027.00..0000	Waste 826 without standpipe, with flow-optimised trap	219
34.028.00..0000	Waste 826 with chrome-plated standpipe 70x120 and flow-optimised trap	219
34.059.81..0000	Shower waste Magnetech 90	219
17.118.00..0000	Cladding panel for wall drain INEO LINNUM 30/50	209

Code Numbers

Code No.	Page	Code No.	Page	Code No.	Page
01.024.00..0000	278	01.406.00..S000	276	01.842.81..0000	234
01.025.00..0000	278	01.417.00..0000	276	01.850.00..0000	290
01.094.00..0000	191	01.434.81..0000	273	01.860.00..0000	277
01.103.00..0000	147	01.435.00..0000	276	01.861.00..0000	389
01.105.81..0000	246	01.440.00..0000	252	01.862.00..0000	389
01.115.81..0000	245	01.441.00..0000	253	01.867.00..0000	181
01.149.00..0000	254	01.458.00..0000	278	01.896.00..0000	271
01.162.00..0000	254	01.465.01..0000	374	01.897.00..0000	291
01.163.00..0000	397	01.470.01..0000	374	01.950.00..0000	181
01.173.00..0000	235	01.473.00..0000	292	01.952.00..0000	181
01.205.00..0000	251	01.477.01..0000	374	01.967.00..0000	277
01.205.81..0000	251	01.478.00..0000	275	01.974.00..0000	380
01.225.01..0000	393	01.485.00..0000	292	01.975.00..0000	380
01.231.00..0000	161	01.489.00..0000	376	01.976.00..0000	389
01.232.00..0000	179	01.492.00..0000	241	01.984.00..0000	380
01.234.00..0000	156	01.514.01..0000	377	01.A00.00..0099	386
01.236.00..0000	156	01.541.81..0000	403	01.A00.00..0199	378
01.246.00..0000	377	01.556.00..0000	250	01.A00.00..0299	385
01.254.00..0000	143	01.569.00..0000	392	01.A00.00..0499	381
01.269.00..0000	376	01.607.00..0000	248	01.A00.00..0699	384
01.308.00..0000	390	01.613.00..0000	273	01.A00.00..0799	379
01.309.01..0000	390	01.632.00..0000	290	01.A01.00..0099	378
01.341.00..0000	397	01.702.00..0000	272	01.A01.00..0199	381
01.361.01..0000	375	01.710.00..0000	272	01.A02.01..0099	375
01.371.00..0000	397	01.711.00..0000	271	02.010.00..0000	276
01.379.00..0000	234	01.755.00..0000	394	02.012.01..0000	372
01.379.00..S000	173	01.755.00..S099	394	02.025.00..0000	192
01.380.00..0000	395	01.756.00..0000	394	02.035.81..0000	281
01.404.00..0000	275	01.790.00..0000	191	02.055.00..0000	383
01.405.00..0000	275	01.821.00..0000	159	02.056.00..0000	355
01.406.00..0000	276	01.827.00..0000	159	02.057.00..0000	355

Code Numbers

Code No.	Page	Code No.	Page	Code No.	Page
02.070.00..0000	355	02.331.00..0000	392	02.965.00..0000	393
02.072.00..0000	250	02.383.00..0000	392	02.966.00..0000	179
02.073.00..0000	383	02.385.00..0000	278	02.970.00..0000	193
02.084.00..0000	377	02.410.00..0000	379	02.971.00..0000	157
02.108.00..0000	355	02.425.00..0000	156	02.972.00..0000	154
02.119.00..0000	279	02.436.00..0000	153	02.976.00..0000	239
02.159.00..0000	217	02.461.00..0000	153	02.977.81..0000	241
02.162.01..0000	393	02.547.00..0000	239	02.978.00..0000	235
02.168.01..0000	371	02.566.81..0000	225	02.991.00..0000	164
02.169.01..0000	372	02.567.81..0000	221	02.992.00..0000	170
02.171.01..0000	371	02.596.00..0000	123	02.993.00..0000	171
02.172.01..0000	371	02.597.00..0000	123	02.995.00..0000	195
02.173.01..0000	372	02.616.01..0000	380	02.A00.01..0099	386
02.173.04..0000	372	02.620.00..0000	389	02.A00.01..0199	378
02.173.66..0000	372	02.635.00..0000	181	02.A00.01..0299	402
02.174.01..0000	372	02.666.81..0000	245	02.A00.01..0399	385
02.175.01..0000	372	02.669.00..0000	191	02.A00.01..0499	381
02.179.01..0000	373	02.686.00..0000	266	02.A00.01..0601	384
02.180.01..0000	373	02.705.00..0000	241	02.A00.01..0799	379
02.181.01..0000	373	02.706.00..0000	241	02.A00.04..0199	378
02.182.01..0000	373	02.713.00..0000	239	02.A00.04..0499	381
02.206.00..0000	168	02.749.00..0000	156	02.A00.66..0199	378
02.208.00..0000	116	02.753.00..0000	156	02.A00.66..0499	381
02.222.01..0000	377	02.754.00..0000	153	02.A00.86..0199	378
02.224.01..0000	335	02.755.00..0000	192	02.A00.86..0499	381
02.282.00..0000	292	02.756.00..0000	192	02.A02.01..0099	379
02.284.00..0000	274	02.758.00..0000	153	02.A04.00..0399	379
02.285.00..0000	274	02.759.00..0000	156	02.A04.00..1099	379
02.286.00..0000	292	02.769.00..0000	192	03.001.00..0099	299
02.328.01..0000	376	02.879.00..0000	181	03.002.00..0099	299
02.330.00..0000	376	02.961.00..0099	343	03.016.00..0099	299

Code Numbers

Code No.	Page	Code No.	Page	Code No.	Page
03.037.00..0000	192	03.114.00..0000	172	03.343.00..0000	169
03.044.00..0000	393	03.116.00..0000	195	03.345.00..0000	391
03.045.00..0000	393	03.117.00..0000	195	03.346.00..0000	123
03.047.00..0000	276	03.118.00..0000	197	03.368.00..0000	199
03.049.00..0000	149	03.119.00..0000	197	03.369.00..0000	171
03.051.00..0000	194	03.120.00..0000	197	03.370.00..0000	171
03.061.00..0000	398	03.121.00..0000	291	03.370.01..0000	171
03.062.00..0000	398	03.156.81..0000	244	03.370.81..0000	171
03.068.00..0000	137	03.158.00..0000	142	03.371.00..0000	172
03.069.00..0000	293	03.161.00..0000	141	03.372.00..0000	187
03.070.00..0000	293	03.162.00..0000	138	03.373.00..0000	187
03.072.00..0000	289	03.166.01..0000	395	03.374.00..0000	158
03.083.00..0000	139	03.167.00..0000	398	03.375.00..0000	187
03.089.00..0000	301	03.194.00..0099	396	03.377.00..0000	158
03.090.00..0000	301	03.222.00..0000	387	03.389.01..0000	388
03.091.00..0000	300	03.246.00..0000	215	03.455.00..0000	399
03.099.00..0000	276	03.247.00..0000	215	03.472.00..0000	235
03.104.00..0000	164	03.250.00..0000	258	03.514.00..0000	285
03.105.00..0000	194	03.252.00..0000	258	03.514.01..0000	285
03.106.00..0000	170	03.283.01..0000	400	03.514.81..0000	285
03.106.01..0000	170	03.286.00..0000	215	03.516.00..0000	140
03.106.28..0000	170	03.287.00..0000	215	03.522.00..0000	134
03.106.81..0000	170	03.289.00..0000	398	03.545.00..0000	116
03.106.93..0000	170	03.290.00..0000	399	03.562.00..0000	210
03.107.00..0000	169	03.291.00..0000	399	03.563.00..0000	210
03.108.00..0000	195	03.297.00..0000	399	03.564.00..0000	210
03.109.00..0000	171	03.332.00..0000	118	03.571.00..0000	210
03.110.00..0000	198	03.333.00..0000	120	03.573.00..0000	210
03.111.00..0000	171	03.338.00..0000	115	03.574.00..0000	139
03.112.00..0000	171	03.341.00..0000	169	03.584.00..0099	344
03.113.00..0000	171	03.342.00..0000	171	03.612.01..0000	387

Code Numbers

Code No.	Page	Code No.	Page	Code No.	Page
03.629.00..0000	236	03.950.00..0000	204	04.082.00..0000	163
03.630.00..0000	236	03.951.00..0000	204	04.084.00..0000	169
03.633.00..0000	189	03.954.00..0000	148	04.086.00..0000	107
03.634.00..0000	393	03.955.00..0000	63	04.087.00..0000	108
03.635.00..0000	383	03.956.00..0000	133	04.109.00..0000	236
03.647.00..0000	211	03.958.00..0000	206	04.116.00..0000	236
03.651.00..0000	101	03.959.00..0000	206	04.123.00..0000	213
03.652.00..0000	107	03.980.00..0000	196	04.130.00..0000	393
03.655.81..0000	392	03.982.00..0000	153	04.131.00..0000	159
03.691.00..0000	396	03.984.01..0000	380	04.159.00..0000	118
03.692.00..0000	396	03.985.01..0000	389	04.173.00..0000	157
03.693.00..0000	395	03.991.01..0000	383	04.174.00..0000	192
03.696.00..0000	115	03.995.00..0000	37	04.185.00..0000	204
03.708.00..0000	399	03.996.00..0000	38	04.186.00..0000	204
03.723.00..0000	117	03.997.00..0000	155	04.202.00..0001	160
03.723.00..5000	117	03.998.01..0000	285	04.202.00..0002	160
03.749.81..0000	242	03.999.00..0000	145	04.204.00..0000	154
03.750.00..0000	213	03.A10.00..0099	397	04.208.00..0003	160
03.754.00..0000	119	04.012.00..0000	169	04.208.00..0004	160
03.803.00..0000	117	04.013.00..0000	158	04.209.00..0003	160
03.806.00..0000	147	04.015.00..0000	187	04.209.00..0004	160
03.809.00..0000	168	04.016.00..0000	187	04.213.00..0000	168
03.819.00..0099	307	04.024.00..0000	156	04.216.00..0000	312
03.820.00..0099	307	04.047.00..0000	235	04.217.00..0000	312
03.847.00..0000	157	04.057.00..0000	393	04.224.00..0000	158
03.851.00..0000	153	04.058.00..0000	187	04.230.00..0000	211
03.852.00..0000	193	04.067.00..0000	163	04.231.00..0000	211
03.877.00..0000	127	04.067.00..5000	163	04.232.00..0000	211
03.878.00..0000	207	04.068.00..0000	169	04.233.00..0000	211
03.886.00..0000	211	04.070.00..0000	121	04.236.00..0000	211
03.933.00..0000	140	04.081.00..0000	163	04.244.00..0000	145

Code Numbers

Code No.	Page	Code No.	Page	Code No.	Page
04.245.00..0000	162	05.028.00..0000	168	05.144.00..0000	394
04.247.00..0000	168	05.029.00..0000	168	05.145.00..0000	182
04.248.00..0000	240	05.030.00..0000	168	05.156.81..0000	237
04.271.00..0000	237	05.036.81..0000	226	05.158.00..0000	146
04.273.00..0000	173	05.038.00..0000	227	05.165.81..0000	224
04.276.00..0000	208	05.039.00..0000	209	05.172.00..0000	240
04.293.00..0000	153	05.040.00..0000	91	05.173.00..0000	154
04.294.00..0000	153	05.041.00..0000	92	05.184.00..0000	99
04.308.00..0000	142	05.042.00..0000	95	05.187.00..0000	130
05.006.00..0000	204	05.043.00..0000	98	05.190.00..0001	131
05.011.01..0000	376	05.052.00..0000	153	05.190.00..0002	131
05.012.C8..0000	163	05.067.81..0000	285	05.190.00..0003	131
05.012.C9..0000	163	05.068.01..0000	376	05.190.00..0004	131
05.013.00..0000	149	05.069.01..0000	380	05.197.00..0000	130
05.014.00..0000	96	05.070.01..0000	378	05.198.00..0000	237
05.015.00..0000	97	05.076.00..0000	158	05.201.00..0000	121
05.016.00..0000	93	05.077.00..0000	76	05.205.00..0000	167
05.017.00..0000	94	05.078.00..0000	161	05.206.00..0000	167
05.018.00..0000	144	05.093.00..0000	106	05.207.00..0000	167
05.019.00..0000	153	05.094.00..0000	102	05.211.00..0000	227
05.020.00..0000	133	05.095.00..0000	101	05.213.00..0000	159
05.021.00..0001	162	05.096.00..0000	105	05.225.00..0000	173
05.021.00..0002	162	05.097.81..0000	231	05.226.00..0000	173
05.021.00..0003	162	05.098.81..0000	229	05.231.00..0000	205
05.021.00..0004	162	05.132.00..0000	120	05.233.00..0000	205
05.021.00..0005	162	05.134.00..0000	162	05.234.00..0000	205
05.021.00..0006	162	05.135.00..0000	162	05.235.00..0000	205
05.021.00..0007	162	05.136.00..0000	166	05.236.00..0000	208
05.025.00..0000	168	05.137.00..0000	165	05.237.00..0000	208
05.026.00..0000	168	05.138.00..0000	166	05.247.00..0000	153
05.027.00..0000	168	05.139.00..0000	165	05.251.00..0000	119

Code Numbers

Code No.	Page	Code No.	Page	Code No.	Page
05.252.00..0000	205	11.A23.00..S099	302	16.090.81..0000	109
05.253.00..0000	205	11.A24.00..0099	303	16.090.93..0000	109
05.254.00..0000	205	11.A24.00..S099	303	16.092.41..0000	109
05.255.00..0000	205	11.A25.00..0099	304	16.092.C8..0000	109
05.256.00..0000	205	16.001.00..0000	134	16.092.C9..0000	109
05.257.00..0000	205	16.002.00..0000	151	16.093.00..0000	109
05.258.00..0000	206	16.005.01..0000	191	16.101.00..0000	150
05.259.00..0000	206	16.006.00..0000	151	16.109.00..0000	152
05.260.00..0000	206	16.018.01..0000	183	16.110.00..0000	152
05.261.00..0000	146	16.018.81..0000	183	16.211.01..0000	110
05.266.00..0000	153	16.018.93..0000	183	16.211.81..0000	110
05.287.00..0000	153	16.021.01..0000	183	16.211.C9..0000	110
05.289.00..0000	141	16.030.00..0000	153	16.212.93..0000	110
11.020.00..S099	298	16.031.00..0000	156	16.212.C8..0000	110
11.026.00..0099	302	16.032.00..0000	150	16.213.C8..0000	112
11.027.00..0099	305	16.033.00..0000	135	16.213.C9..0000	112
11.027.00..S099	306	16.064.00..0000	111	16.217.01..0000	111
11.028.00..0099	306	16.064.01..0000	111	16.217.81..0000	111
11.029.00..0099	304	16.064.81..0000	111	16.217.93..0000	111
11.030.00..0099	296	16.064.93..0000	111	16.301.01..0000	100
11.031.00..0099	296	16.071.00..0000	113	16.303.01..0000	100
11.A00.00..0099	300	16.071.01..0000	113	16.305.81..0000	105
11.A01.00..0099	300	16.071.81..0000	113	16.306.81..0000	106
11.A02.00..0099	300	16.072.00..0000	113	16.309.81..0000	102
11.A03.00..0099	300	16.072.01..0000	113	16.323.01..0000	104
11.A04.00..0099	300	16.072.81..0000	113	16.324.81..0000	104
11.A05.00..0099	300	16.073.00..0000	113	16.700.00..0000	144
11.A20.00..0099	297	16.073.01..0000	113	16.701.01..0000	84
11.A21.00..0099	298	16.076.00..0000	148	16.701.81..0000	84
11.A22.00..0099	299	16.081.00..0000	114	16.701.93..0000	84
11.A23.00..0099	302	16.090.01..0000	109	16.703.00..0000	84

Code Numbers

Code No.	Page	Code No.	Page	Code No.	Page
16.703.00..S000	84	16.726.93..0000	81	16.734.00..0013	75
16.703.01..0000	84	16.726.81..0000	81	16.734.00..0014	72
16.703.81..0000	84	16.732.00..0000	81	16.734.00..0015	73
16.703.93..0000	84	16.733.00..0001	71	16.734.00..0016	75
16.704.00..0000	85	16.733.00..0002	71	16.734.00..0017	75
16.704.01..0000	85	16.733.00..0003	71	16.734.00..0018	73
16.706.01..0000	82	16.733.00..0004	71	16.734.00..0019	73
16.706.04..0000	82	16.733.00..0005	71	16.734.00..0020	73
16.706.66..0000	82	16.733.00..0006	71	16.734.00..0021	75
16.706.72..K000	85	16.733.00..0007	71	16.734.00..0022	75
16.706.81..0000	82	16.733.00..0008	71	16.734.00..0023	75
16.706.84..K000	85	16.733.00..0009	71	16.734.00..0024	73
16.706.86..0000	82	16.733.00..0010	71	16.734.00..0025	72
16.706.93..0000	82	16.733.00..0011	71	16.734.00..0026	74
16.706.D2..0000	82	16.733.00..0012	71	16.734.00..0027	75
16.706.G5..K000	85	16.733.00..0013	71	16.734.00..0028	73
16.706.L6..K000	85	16.733.00..0014	71	16.734.00..0029	72
16.707.01..0000	83	16.733.00..0015	71	16.734.00..0030	74
16.707.81..0000	83	16.733.00..0016	71	16.734.00..0031	75
16.707.93..0000	83	16.734.00..0001	72	16.734.00..0032	74
16.720.01..0000	80	16.734.00..0002	74	16.734.00..0033	73
16.720.81..0000	80	16.734.00..0003	74	16.734.00..0034	72
16.720.93..0000	80	16.734.00..0004	73	16.734.00..0035	75
16.720.C9..0000	79	16.734.00..0005	75	16.734.00..0036	73
16.721.01..0000	80	16.734.00..0006	73	16.734.00..0037	73
16.721.81..0000	80	16.734.00..0007	75	16.734.00..0038	74
16.721.93..0000	80	16.734.00..0008	73	16.734.00..0039	72
16.721.C8..0000	79	16.734.00..0009	75	16.734.00..0040	73
16.726.01..0000	81	16.734.00..0010	74	16.734.00..0041	75
16.726.81..0000	81	16.734.00..0011	72	16.734.00..0042	75
16.726.82..0000	81	16.734.00..0012	75	16.734.00..0043	72

Code Numbers

Code No.	Page	Code No.	Page	Code No.	Page
16.734.00..0044	73	16.741.00..0000	89	17.268.00..0000	126
16.734.00..0045	75	16.741.81..0000	89	17.270.00..0099	309
16.734.00..0046	74	16.742.00..0000	90	17.270.00..S099	311
16.734.00..0047	75	16.742.01..0000	90	17.270.01..0099	308
16.734.00..0048	75	16.746.C8..0000	88	17.270.01..S099	310
16.734.00..0049	72	16.750.01..0000	70	17.271.00..0099	309
16.734.00..0050	73	16.750.81..0000	70	17.271.00..S099	311
16.734.00..0051	74	16.750.93..0000	70	17.271.01..0099	308
16.734.00..0052	72	16.751.01..0000	70	17.271.01..S099	310
16.734.00..0053	75	16.751.82..0000	70	17.275.00..0000	126
16.734.00..0054	73	16.752.01..0000	70	17.276.00..0000	124
16.734.00..0055	73	16.752.41..0000	70	17.279.00..0000	128
16.734.00..0056	73	16.752.C8..0000	70	17.280.00..0000	129
16.734.00..0057	73	16.761.00..0000	70	17.281.00..0000	122
16.734.00..0058	75	16.806.01..0000	190	17.282.00..0000	122
16.734.00..0059	74	16.806.81..0000	190	17.286.00..0000	124
16.734.00..0060	72	16.806.93..0000	190	17.287.00..0000	125
16.734.00..0061	72	17.023.00..0000	135	17.288.00..0000	125
16.734.00..0062	74	17.115.00..S000	123	17.289.00..0000	128
16.734.00..0063	74	17.117.00..0000	132	17.290.00..0000	60
16.734.00..0064	73	17.118.00..0000	209	17.291.00..0000	59
16.735.00..0001	76	17.154.C8..0000	132	25.001.00..0000	323
16.735.00..0002	76	17.154.C9..0000	132	25.001.00..S000	323
16.735.00..0003	76	17.154.N7..0000	132	25.003.00..0000	323
16.735.00..0004	76	17.216.00..0000	127	25.009.00..0000	324
16.735.00..S000	77	17.219.00..0000	138	25.010.00..0000	324
16.735.00..S100	77	17.232.00..0000	137	30.001.00..0000	281
16.736.00..0005	78	17.239.00..0000	127	30.002.00..0000	281
16.736.00..0011	78	17.244.00..0000	60	30.004.00..0000	282
16.736.00..0012	78	17.257.00..T000	136	30.005.00..0000	282
16.736.00..0015	78	17.267.00..0000	136	30.006.00..0000	282

Code Numbers

Code No.	Page	Code No.	Page	Code No.	Page
30.007.00..0000	283	31.232.00..0000	262	32.A03.00..0099	445
30.022.00..0000	280	31.301.00..0000	252	33.029.00..0000	263
30.023.00..0000	280	31.302.00..0000	252	33.080.00..0000	262
30.025.00..0000	280	31.303.00..0000	253	33.112.00..0000	263
30.106.00..0000	257	31.304.00..0000	253	33.114.00..0000	262
30.301.00..0000	259	31.402.00..0000	255	33.115.00..0000	262
30.901.00..0000	257	31.405.00..0000	256	33.116.00..0000	264
30.909.00..0000	258	31.407.00..0000	256	33.118.00..0000	264
31.001.00..0000	286	31.408.00..0000	256	33.160.00..0000	262
31.002.00..0000	286	31.410.00..0000	255	33.220.00..0000	263
31.003.00..0000	287	31.501.00..0000	233	34.027.00..0000	219
31.004.00..0000	287	31.601.00..0000	284	34.028.00..0000	219
31.005.00..0000	287	31.602.00..0000	283	34.031.00..S000	224
31.007.00..0000	288	31.603.00..0000	248	34.035.00..0000	220
31.017.00..0000	288	31.603.01..0000	248	34.036.00..0000	220
31.017.00..S000	288	31.604.00..0000	247	34.043.00..0000	215
31.019.00..0000	280	31.605.00..0000	247	34.043.00..S000	215
31.090.00..0000	289	31.606.00..0000	249	34.044.00..0000	216
31.090.00..S000	289	31.608.00..0000	284	34.044.00..S000	216
31.201.00..0000	267	31.801.00..0000	207	34.045.00..0000	221
31.202.00..0000	267	32.040.00..0000	261	34.046.00..0000	223
31.203.00..0000	268	32.051.00..0000	261	34.051.00..0000	222
31.204.00..0000	268	32.061.00..0000	260	34.052.00..0000	222
31.206.00..0000	268	32.062.00..0000	260	34.057.81..0000	223
31.208.00..0000	269	32.102.00..0000	265	34.059.81..0000	219
31.209.00..0000	269	32.102.00..S000	265	35.038.00..S000	232
31.212.00..0000	269	32.103.00..0000	265	35.061.00..0000	232
31.213.00..0000	270	32.103.00..S000	265	35.062.00..0000	232
31.214.00..0000	270	32.A00.00..0099	441	35.064.00..0000	233
31.220.00..0000	267	32.A01.00..0099	442	35.316.00..0000	230
31.221.00..S099	267	32.A02.00..0099	448	35.320.00..0000	231

Code Numbers

Code No.	Page	Code No.	Page	Code No.	Page
35.327.00..0000	225	56.039.01..S099	370	58.101.66..0099	332
35.328.00..0000	226	56.048.01..0000	368	58.101.86..0099	332
35.329.00..0000	226	56.048.72..0000	368	58.102.01..0000	332
35.330.00..0000	228	56.048.84..0000	368	58.102.04..0099	332
35.331.00..0000	228	56.048.G5..0000	368	58.102.66..0099	332
35.332.00..0000	228	56.049.01..0000	368	58.102.86..0099	332
35.333.00..0000	229	56.051.01..0000	359	58.103.01..0000	329
35.333.00..S000	230	56.052.01..0000	360	58.103.04..0000	329
36.304.00..0000	420	56.054.01..0000	364	58.103.66..0000	329
37.148.00..0000	260	56.054.04..0000	364	58.103.86..0000	329
37.149.00..0000	260	56.057.01..0000	365	58.104.01..0000	330
37.496.00..0000	259	56.138.01..0000	369	58.105.01..0000	330
50.001.01..0000	419	56.438.01..0000	367	58.107.01..0000	333
54.001.01..0000	418	56.439.01..0000	370	58.108.00..0000	336
54.002.01..0000	418	56.642.82..0000	369	58.109.00..0000	336
56.014.01..0000	361	56.744.01..0000	366	58.110.01..0000	330
56.014.04..0000	361	56.750.01..0000	365	58.111.00..0000	344
56.014.66..0000	361	56.750.04..0000	365	58.114.01..0000	358
56.014.86..0000	361	56.750.66..0000	365	58.115.00..0000	336
56.019.01..0000	362	56.750.86..0000	365	58.119.00..0000	36
56.022.01..0000	370	56.A02.01..0099	359	58.120.00..0000	40
56.027.01..0000	364	56.A06.01..0099	360	58.121.00..0000	36
56.031.01..0000	366	56.A06.04..0099	360	58.201.01..0000	325
56.036.01..0000	363	56.A06.66..0099	360	58.202.01..0000	326
56.036.04..0000	363	56.A06.86..0099	360	58.203.01..0000	328
56.036.66..0000	363	56.A12.01..0099	361	58.203.04..0000	328
56.036.86..0000	363	56.A15.01..0099	362	58.203.66..0000	328
56.037.01..0000	363	57.001.00..0000	420	58.203.86..0000	328
56.038.01..0000	367	57.002.00..0000	419	58.206.01..0000	329
56.038.72..0000	367	58.101.01..0000	332	58.206.04..0099	329
56.038.84..S099	367	58.101.04..0099	332	58.206.66..0099	329

Code Numbers

Code No.	Page	Code No.	Page	Code No.	Page
58.206.86..0099	329	58.932.00..0000	341	58.A09.00..S099	340
58.207.00..0000	354	58.932.00..0099	341	58.A10.00..0099	341
58.209.00..0000	354	58.933.00..0000	338	58.A10.00..S099	341
58.210.00..0000	354	58.934.00..0099	356	60.001.01..0099	406
58.211.00..0000	349	58.935.00..0099	357	60.001.04..0099	406
58.213.01..0000	358	58.936.00..0000	352	60.001.66..0099	406
58.301.01..0000	334	58.937.00..0000	352	60.001.B6..0099	406
58.302.01..0000	333	58.938.00..0000	350	60.002.00..0099	406
58.302.04..0000	333	58.939.00..0000	350	60.003.01..0099	407
58.302.66..0000	333	58.940.00..0000	353	60.003.04..0099	407
58.302.86..0000	333	58.941.00..0000	351	60.003.66..0099	407
58.814.00..0000	347	58.942.00..0000	351	60.003.B6..0099	407
58.815.00..0000	347	58.948.00..0099	337	60.004.00..0099	408
58.901.00..0000	345	58.949.00..0099	342	60.005.01..0099	412
58.902.00..0000	346	58.950.00..0099	343	60.005.B6..0099	412
58.903.00..0000	346	58.992.00..0000	342	60.006.00..0099	412
58.904.00..0000	346	58.993.00..0000	342	60.007.01..0099	410
58.906.00..0000	345	58.994.00..0000	342	60.007.B6..0099	410
58.907.00..0000	345	58.995.01..0000	337	60.008.01..0099	410
58.908.00..0000	346	58.996.01..0000	338	60.008.B6..0099	410
58.911.00..0000	348	58.997.00..0000	342	60.011.00..0099	411
58.913.00..0000	348	58.A00.01..0099	331	60.012.01..0099	409
58.913.00..S000	349	58.A01.01..0099	331	60.012.B6..0099	409
58.921.00..0000	339	58.A02.01..0099	325	60.013.01..0099	409
58.921.00..0099	339	58.A03.01..0099	327	60.013.B6..0099	409
58.925.00..0000	342	58.A04.01..0099	326	60.A00.01..0099	415
58.926.00..0000	343	58.A05.01..0099	327	60.A00.B6..0099	415
58.928.00..0000	356	58.A06.01..0099	334	60.A03.01..0099	413
58.929.00..0000	357	58.A07.01..0099	335	60.A03.B6..0099	413
58.931.00..0000	340	58.A08.01..0099	328	60.A04.00..0099	413
58.931.00..0099	340	58.A09.00..0099	340	90.651.00..T000	54

Code Numbers

Code No.	Page	Code No.	Page	Code No.	Page
90.659.00..0000	55	90.730.00..0006	35	91.A00.01..0099	320
90.662.00..T000	53	90.730.00..0007	35	91.A01.01..0099	315
90.663.00..T000	53	90.730.00..0008	35	91.A01.01..S099	315
90.667.00..T000	47	90.731.00..0005	39	91.A01.04..0099	315
90.668.00..T000	52	90.731.00..0006	39	91.A01.66..0099	315
90.669.00..T000	47	90.731.00..0007	39	91.A01.86..0099	315
90.671.00..T000	50	90.731.00..0008	39	91.A03.01..0099	319
90.672.00..T000	47	90.732.00..T000	34	91.A04.01..0005	318
90.673.00..T000	51	90.733.00..S000	29	91.A04.01..0099	318
90.675.00..T000	53	90.733.00..S003	29	91.A04.01..S099	318
90.676.00..T000	53	90.733.00..S004	29	91.A04.04..0099	318
90.677.00..T000	54	90.735.00.T000	44	91.A04.66..0099	318
90.679.00..TL00	57	90.737.00..T000	43	91.A04.86..0099	318
90.679.00..TR00	57	90.738.00..T000	42	91.A06.01..0000	317
90.680.00..TL00	57	90.741.00..0000	29	92.A00.01..0099	315
90.680.00..TR00	57	90.774.00..0000	31	92.A00.01..S099	315
90.681.00..T000	58	90.804.00..0000	46	93.606.81..0000	324
90.682.00..T000	58	91.101.01..0000	317	94.504.01..0000	321
90.685.00..T000	51	91.101.01..S000	317	94.504.01..S000	321
90.686.00..0000	59	91.601.01..0000	314	95.720.00..0000	63
90.687.00.T000	49	91.701.01..0000	314	95.721.00..0000	61
90.688.00..T000	56	91.701.01..S000	314	95.722.00..0000	65
90.689.00.T000	48	91.902.01..0000	322	95.725.00..0000	64
90.691.00..T000	49	91.902.86..0000	322	95.726.00..0000	64
90.694.00..T000	56	91.903.01..0000	320	95.728.00..0000	61
90.695.00..T000	56	91.903.01..S000	320	95.803.00..0000	65
90.699.00..0000	45	91.905.01..0000	321	95.804.00..0000	62
90.724.00..0000	30	91.905.01..S000	321	95.950.00..0000	62
90.725.00..T000	32	91.907.01..0000	319		
90.726.00..T000	33	91.910.01..0000	103		
90.730.00..0005	35	91.911.01..0000	103		

Notes










Notes

Notes



PRODUCT GROUP 2

PRE-WALL INSTALLATION PWI

Pre-wall elements for drywall installation	2.2.		26-60
Concealed in- or pre-wall modules	2.1.		61-65
WC flush actuators	2.3.		66-108
Urinal flush actuators	2.4.		109-115
Drywall construction rail system 996	2.5.		116-123
Modules for drywall systems	2.6.		124-129
PWI accessories	2.7.		130-152
PWI spare parts	2.8.		153-199
Pre-assembled installation grid system	2.9.		200-202

Concealed cistern designations



CC-122-S-UO-2V-2C

Concealed Cistern	Installation depth	Button size	Operation	Flushing	Flush valve
	122 mm	Small	Uni Operated	2V dual flush	2Cable
90.651.00..T000	Special element 995 for laundry sink (Bernina), height 1440				
90.659.00..0000	Excrement sink element 995 N (Espital), height 1530				
90.737.00..T000	WC element INEO FronTop 820				
90.738.00..T000	WC element INEO FronTop 985				
95.725.00..0000	Concealed cistern INEO FronTop 820				
95.726.00..0000	Concealed cistern INEO FronTop 985				
95.728.00..0000	Concealed WC module INEO FronTop 820				

Spare parts breakdown see page 153



CC-121-S-FO-2V-2C

Concealed Cistern	Installation depth	Button size	Operation	Flushing	Flush valve
	121 mm	Small	Front Operated	2V dual flush	2Cable
90.733.00..500x	WC element INEO PLUS 450				
90.733.00..5000	WC element INEO PLUS 450 S, with INEO FRESH box				
90.724.00..0000	WC element INEO PLUS, height 1120/450, free standing				
90.774.00..0000	WC package INEO PLUS 450, height 1120				
90.725.00..T000	WC element INEO PLUS				
90.726.00..T000	WC element INEO PLUS, handicapped accessible				
90.732.00..T000	WC element INEO PLUS for high-level toilet				
90.735.00..T000	WC element INEO for floor standing WC, children's and babies floor standing WC				
90.741.00..0000	WC element INEO PLUS 450, with air admittance valve set				
95.720.00..0000	Concealed cistern INEO				
95.721.00..0000	Concealed WC module INEO IN, without brackets				
95.722.00..0000	Concealed cistern INEO for squat toilet				

Spare parts breakdown see page 154



CC-121-S-UO-2V-2C

Concealed Cistern	Installation depth	Button size	Operation	Flushing	Flush valve
	121 mm	Small	Uni Operated	2V dual flush	2Cable
90.730.00..0005	Sanitary module INEO SOLO, for wall-hung WCs, white/white				
90.730.00..0006	Sanitary module INEO SOLO, for wall-hung WCs, white/black				
90.730.00..0007	Sanitary module INEO SOLO, for wall-hung WCs, black/white				
90.730.00..0008	Sanitary module INEO SOLO, for wall-hung WCs, black/black				
90.731.00..0005	Sanitary module INEO SOLO, for floor-standing WCs, white/white				
90.731.00..0006	Sanitary module INEO SOLO, for floor-standing WCs, white/black				
90.731.00..0007	Sanitary module INEO SOLO, for floor-standing WCs, black/white				
90.731.00..0008	Sanitary module INEO SOLO, for floor-standing WCs, black/black				

Spare parts breakdown see page 155



CC-200-S-FO-2V-2C

Concealed Cistern	Installation depth	Button size	Operation	Flushing	Flush valve
	200 mm	Small	Front Operated	2V dual flush	2Cable
90.699.00..0000	WC corner element 995 SC, height 1120				

Spare parts breakdown see page 157



CC-80-S-FO-2V-2C

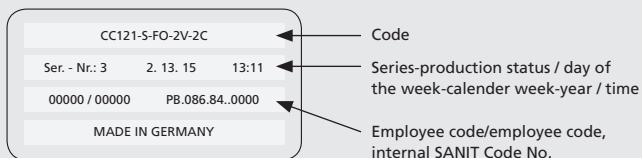
Concealed Cistern	Installation depth	Button size	Operation	Flushing	Flush valve
	80 mm	Small	Front Operated	2V dual flush	2Cable
90.804.00..0000	WC element INEO 80 PLUS, height 1120				
95.803.00..0000	Concealed cistern INEO 80				
95.804.00..0000	Concealed WC module INEO IN 80				

Spare parts breakdown see page 158



Marking of series-production status CC INEO

Code and series-production status are marked in the concealed cistern as follows.



WC element INEO PLUS 450 S**Equipped with wall brackets, INEO FRESH box for water box cube, adjustable flush reducer and shower WC connection**

for wall hung WC, with small access opening, front operated, h/w/d: 1120/450/130 mm, self-supporting, powder-coated steel frame, for covering with plasterboard, installation onto solid wall, in drywall constructions etc., 4-point fastening, fully pre-assembled, includes self-locking feet with swivel base plates and fastening set, adjustment range of feet from unfinished floor level to upper edge of finished floor level: 0-200 mm, adjustment range front to wall: 135-205 mm (when mounted on wall brackets Code No. 17.257.00..T000), with back-to-back installation distance between front edges 270-310 mm with SANIT double bend, SANIT concealed cistern with insulation against condensation (CC-121-S-FO-2V-2C), with dual flush (7.5-4.5l/4-2l), with protection cap for the flush pipe, SANIT fill valve Noise Class I, 2-part angle valve connection set R 1/2, 4-position adjustable mounting clip for WC connecting bend DN 90 (d:90)/DN 100(d:110) with protection cap, SANIT complete WC connection set DN 90(d:90)/180 mm, protection box for access opening can be cut to size, flexible hose to fill valve, can be screwed by hand, 2 M12 WC retaining bolts adjustable to 180 mm with protection plugs and nuts, installation instructions, without push plate, packed in a box

Test marks for concealed cistern: Noise Class I, tested to DIN EN 14055

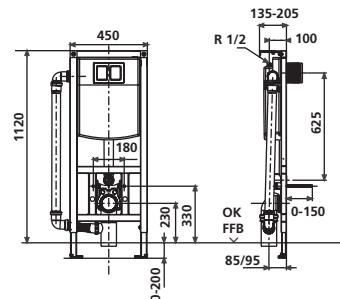
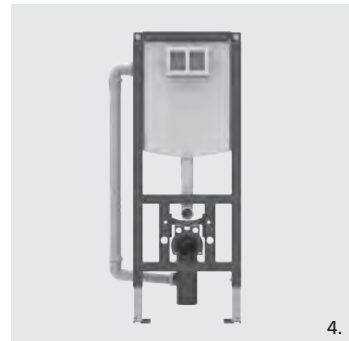
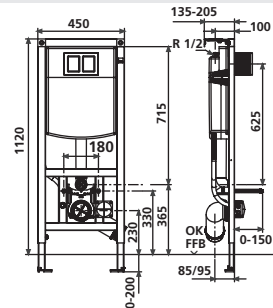
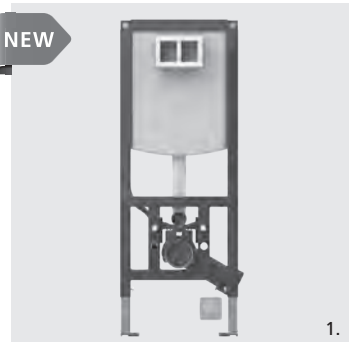
1. equipped with wall brackets, INEO FRESH box for water box cube, adjustable flush reducer and shower WC connection
2. without wall brackets
3. with wall brackets
4. with air admittance valve set ventilair DN 30-50 for horizontal connection in cistern CC-121

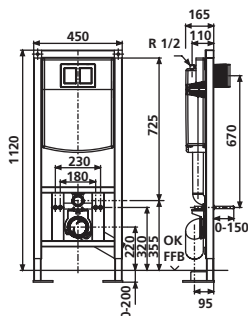
The cleaning cubes being used must be suitable for WC plastic cisterns and must not contain chlorine or any oxidizing components, otherwise the cistern may be damaged (e.g. stress cracking).

Size h / w	Code No.	P1	P2	P3	Recmd. price/€
1. 1120 / 450	90.733.00..S000	1	22		
2. 1120 / 450	90.733.00..S003	1	22		
3. 1120 / 450	90.733.00..S004	1	22		
4. 1120 / 450	90.741.00..0000	1	22		

Accessories:

- wall brackets (pair) Code No. 17.257.00..T000 see page 136
- possible connections (extended wall brackets, feet, bottom wall bracket) from page 135 on
- WC flush actuators from page 70 on
- sound-absorbing sets from page 150 on
- WC connectors (double bend, offset connection bend, etc.) from page 345 on
- odour exhaust sets Code No. 05.020.00..0000 see page 133
- plasterboard cladding panel Code No. 17.115.00..S000 see page 123
- roughing-in set for shower WC Code No. 03.956.00..0000 see page 133
- adjustable flush reducer Code No. 05.261.00..0000 see page 146

NEW



WC element INEO PLUS, free standing

for wall hung WC, with small access opening, front operated
h/w/d: 1120/450/165 mm, not compatible with the 996 system, without wall brackets, self-supporting, powder-coated steel frame, for covering with plasterboard, for free-standing installation, 2-point fastening, fully pre-assembled, includes heavy-duty support feet and fastening set, adjustment range of feet from unfinished floor level to upper edge of finished floor level: 0-200 mm, adjustment range front to wall: 165 mm, SANIT concealed cistern with insulation against condensation (CC-121-S-FO-2V-2C), with dual flush (7.5-4.5 l/4-2 l), factory setting 6 and 3 l, button function transmitted to INEO flush valve via flexible cables, connection to push plate via turn-click connection, with protection cap for the flush pipe, SANIT fill valve Noise Class I, 2-part angle valve connection set R 1/2, 4-position adjustable mounting clip, WC connecting bend 90° DN 90(d:90)/DN 100(d:110) with protection cap, SANIT complete WC connection set DN 90(d:90)/180 mm, protection box for access opening can be cut to size, flexible hose to fill valve, can be screwed by hand, 2 M12 WC retaining bolts adjustable to 180/230 mm with protection plugs and nuts, installation instructions, without push plate, packed in a box

Note: not suitable for shower WCs!

Test marks for concealed cistern: Noise Class I, tested to DIN EN 14055, KIWA

Size h / w	Code No.	P1	P2	P3	Recmd. price/€
1120 / 450	90.724.00..0000	1	12		

Accessories:

- WC flush actuators from page 70 on
- sound-absorbing sets from page 150 on
- WC connectors (double bend, offset connection bend, etc.) from page 345 on
- odour exhaust sets Code No. 05.020.00..0000 see page 133
- plasterboard cladding panel Code No. 17.115.00..S000 see page 123
- INEO FRESH box for water box cube Code No. 05.158.00..0000 see page 146
- adjustable flush reducer Code No. 05.261.00..0000 see page 146

WC package INEO PLUS 450

complete set for WC installation comprising high-quality SANIT products

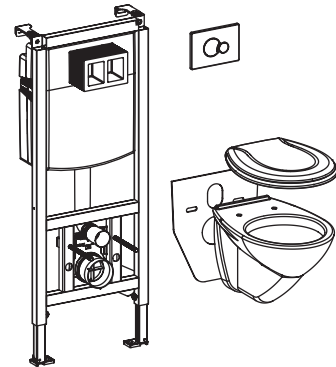
Roughing-in set

WC element INEO Plus 450, for wall-hung WC, with small access opening, h/w/d: 1120/450/130 mm, self-supporting, includes self-locking feet with swivel base plates and fastening set, for covering with plasterboard, installation onto a solid wall, in drywall constructions etc., front operated, SANIT concealed cistern (CC-121-S-FO-2V-2C) with flexible cable technology, dual flush (7.5-4.5 l/ 4-2 l), factory setting 6 and 3 l, incl. wall brackets, packed in a box

Finishing set

Push plate S 706 from the SANIT Redonda design line, (w/h: 207/153 mm), front/top operated, alpine white, for dual flush, high-quality thermosetting plastic WC seat 1501, alpine white, with stainless steel hinges and quick-action fastening, complete sound insulation set for wall-hung WCs, wall-hung flush down WC pan, alpine white, packed in a box

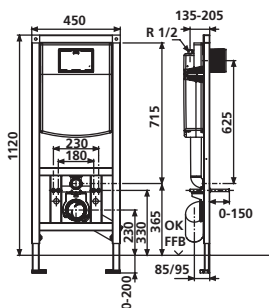
Test marks for concealed cistern and wall-hung WC: testet to DIN EN 14055



Size h / w	Code No.	P1	P2	P3	Recmd. price/€
1120 / 450	90.774.00..0000	1	8		

Accessories:

- INEO FRESH box for water box cube Code No. 05.158.00..0000
see page 146
- adjustable flush reducer Code No. 05.261.00..0000 see page 146



WC element INEO PLUS

for WC pan with fixation dimension 180 and 230 mm

with small access opening, front operated

h/w/d: 1120/450/130 mm, self-supporting, powder-coated steel frame, for covering with plasterboard, installation onto a solid wall, in drywall constructions etc., 4-point fastening, fully pre-assembled, includes self-locking feet with swivel base plates and fastening set, adjustment range of feet from unfinished floor level to upper edge of finished floor level: 0-200 mm, adjustment range front to wall: 135-205 mm (when mounted on wall brackets Code No. 17.257.00..T000), with back-to-back installation distance between front edges 270-290 mm, with SANIT double bend, SANIT concealed cistern with insulation against condensation (CC-121-S-FO-2V-2C), with dual flush (7.5-4.5 l/4-2 l), with protection cap for the flush pipe, SANIT fill valve Noise Class I, 2-part angle valve connection set R 1/2, 4-position adjustable mounting clip for WC connecting bend DN 90(d:90)/DN 100(d:110) with protection cap, SANIT complete WC connection set DN 90(d:90)/180 mm, protection box for access opening can be cut to size, flexible hose to fill valve, can be screwed by hand, 2 M12 WC retaining bolts adjustable to 180/230 mm with protection plugs and nuts, installation instructions, without push plate, packed in a box

Test marks for concealed cistern: Noise Class I, tested to DIN EN 14055

Size h / w	Code No.	P1	P2	P3	Recmd. price/€
1120 / 450	90.725.00..T000	1	22		

Accessories:

- wall brackets (pair) Code No. 17.257.00..T000 see page 136
- possible connections (extended wall brackets, feet, bottom wall bracket) from page 135 on
- WC flush actuators from page 70 on
- sound-absorbing sets from page 150 on
- WC connectors (double bend, offset connection bend, etc.) from page 345 on
- odour exhaust sets Code No. 05.020.00..0000 see page 133
- plasterboard cladding panel Code No. 17.115.00..S000 see page 123
- roughing-in set for shower WC Code No. 03.956.00..0000 see page 133
- INEO FRESH box for water box cube Code No. 05.158.00..0000 see page 146
- adjustable flush reducer Code No. 05.261.00..0000 see page 146

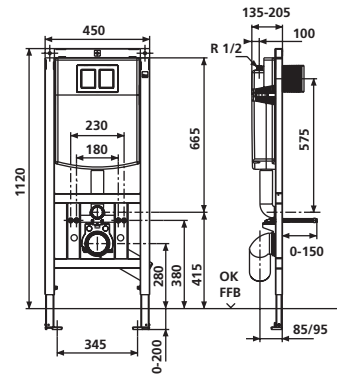



WC element INEO PLUS, handicapped accessible

with small access opening, front-operated
h/w/d: 1120/450/130 mm, WC mounted 60 mm higher than the standard height, for wall-hung WCs with an overhang > 60 cm, self-supporting powder-coated steel frame, for covering with plasterboard, installation onto a solid wall, in drywall constructions etc., 4-point-fastening, fully pre-assembled, includes self-locking feet with swivel base plates and fastening set, adjustment range of feet from unfinished floor level to upper edge of finished floor level: 0-200 mm, adjustment range front to wall: 135-205 mm (when mounted on wall brackets Code no. 17.257.00..T000), with back-to-back installation distance between front edges 270-290 mm, with SANIT double bend, SANIT concealed cistern with insulation against condensation (CC-121-S-FO-2V-2C), with dual flush (7.5-4.5 l / 4-2 l), button function transmitted to INEO flush valve via flexible cables, connection to push plate via turn-click connection, with protection cap for the flush pipe, SANIT fill valve Noise Class I, 2-part angle valve connection set R1/2, 4-position adjustable mounting clip, WC connection bend 90° DN 90(d:90) with reducing sleeve DN 90(d:90)/DN 100(d:110) with protection cap, SANIT complete WC connection set DN 90(d:90)/180 mm, protection box for access opening can be cut to size, flexible hose to fill valve, can be screwed by hand, 2 M12 WC retaining bolts adjustable to 180/230 mm with protection plugs and nuts, installation instructions, without push plate, packed in a box

Test marks for concealed cistern: Noise Class I, tested to DIN EN 14055

Size h / w	Code No.	P1	P2	P3	Recmd. price/€
1120 / 450	90.726.00..T000	1	22		



Accessories:

- wall brackets (pair) Code No. 17.257.00..T000 see page 136
- possible connections (extended wall brackets, feet, bottom wall bracket) from page 135 on
- WC flush actuators from page 70 on
- sound-absorbing sets from page 150 on
- WC connectors (double bend, offset connection bend, etc.) from page 345 on
- plasterboard cladding panel Code No. 17.115.00..S000 see page 123
- roughing-in set for shower WC Code No. 03.956.00..0000 see page 133
- INEO FRESH box for water box cube Code No. 05.158.00..0000 see page 146
- adjustable flush reducer Code No. 05.261.00..0000 see page 146

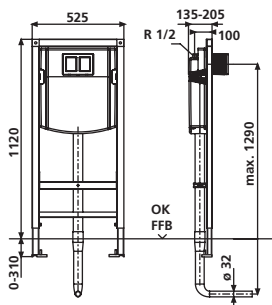


WC element INEO PLUS for squat toilet

with small access opening, front operated

h/w/d: 1120/525/130 mm, self-supporting, powder-coated steel frame, 4-point fastening, includes self-locking feet with swivel base plates and fastening set, fully pre-assembled, SANIT concealed cistern with insulation against condensation (CC-121-S-FO-2V-2C), with dual flush (7-4.5 l / 4-2 l), factory setting 6 and 3 litres, button function transmitted to INEO flush valve via flexible cables, connection to push plate via turn-click connection, 2-piece flush pipe, SANIT fill valve Noise class I, 2-piece R 1/2 angle valve, protection box for access opening can be cut to size, packed in a box

Test marks for concealed cistern: Noise Class I, tested to DIN EN 14055



Size h / w	Code No.	P1	P2	P3	Recmd. price/€
1120 / 525	90.732.00..T000	1	15		

Accessories:

- wall brackets (pair) Code No. 17.257.00..T000 see page 136
- possible connections (extended wall brackets, feet, bottom wall brackets) from page 135 on
- WC flush actuators from page 70 on
- plasterboard cladding panel Code No. 17.115.00..S000 see page 123
- INEO FRESH box for water box cube Code No. 05.158.00..0000 see page 146



INEO SOLO sanitary module for wall-hung WC

comprising a WC element, cladding, cover as well as WC and water connection sets, mounting instructions provided, packed in a box

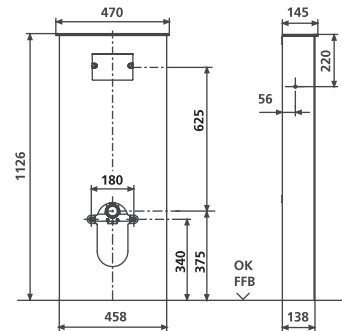
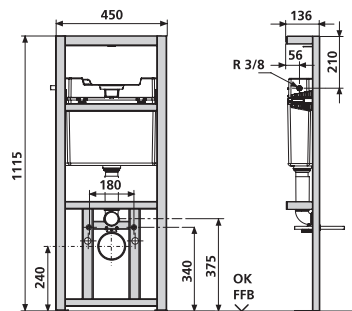
WC element, with small access opening, front operated, h/w/d: 1126/458/138 mm, self-supporting, powder-coated steel frame, 6-point-fastening, fully pre-assembled, SANIT concealed cistern (CC-121-S-UO-2V-2C) insulated against condensation, with dual flush (7.5-4.5 l/4-2 l), factory setting 6 and 3 litres, button function transmitted to the flush mechanism via flexible cables, connection to push plate via turn-click connection, with flush pipe, mounting clip 4-position adjustable, 2 WC retaining bolts M12 adjustable 180 mm with protection plugs and nuts, fastenings, can be upgraded for shower WCs

Cladding made of high-quality composite material, colour: white; suitable for use in wet rooms, water-resistant, washable, the surface is abrasion-resistant, stain-resistant, light-fast, non-porous and therefore completely hygienic, easy to clean and impervious to common household cleaning products (not resistant to scrubbing or acids); with cut-outs or preparation for cut-outs

Cover made of glass, safety glass (thermally toughened), colour: white; glass edge, straight edge with arris, polished; glass thickness 8 mm; set for attaching to frame

Water connection set for side connection consisting of: SANIT fill valve Noise Class I with brass connection 3/8, chrome-plated, screw-in rosette, 1/2 angle valve, self-sealing, with chrome-plated rosette, 90° connection pipe, chrome-plated, 2 cone compression fittings 3/8

WC connection set consisting of: 90° PE waste bend, mounting clip, reducing sleeve DN 90/100, laminated seal for an internal pipe diameter of 98 to 110 mm, PE WC connection kit DN 90, 180 mm long



Colour	Code No.	P1	P2	P3	Recmd. price/€
cladding/ cover					
white/white	90.730.00..0005	1	8		
white/black	90.730.00..0006	1	8		
black/white	90.730.00..0007	1	8		
black/black	90.730.00..0008	1	8		

Accessories:

- WC flush actuators from page 70 on (except: LIS and HELA)
- offset connection bend from page 36 on
- water connection sets from page 37 on
- roughing-in set for shower WC Code No. 03.956.00..0000 see page 133
- adjustable flush reducer Code No. 05.261.00..0000 see page 146

Pre-wall elements for drywall installation 2.2.



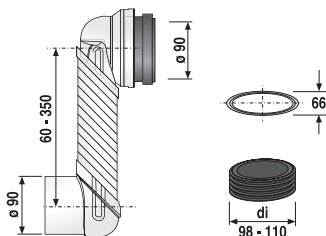
WC offset connecting bend INEO SOLO DN 90

for wall-hung WCs

with pre-assembled 90° adapter for mounting on the drain pipe bend clip of the INEO SOLO wall-hung WC module for bridging heights of between 55-160 mm at the wall, can be cut to required length, can be glued, markings on pipe for accurate cutting

supplied with: offset connecting bend DN 90, DN 90/DN 100 PE adapter, laminated seal for waste pipes with an internal diameter of 98-110 mm, adhesive and protection plugs, packed in a box

Note: minimum flushing capacity 6 litres required!



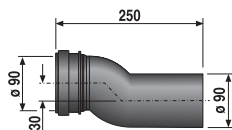
Size	Code No.	P1	P2	P3	Recmd. price/€
DN 90	58.119.00..0000	1	60		



WC offset connection bend for INEO SOLO DN 90

offset by 30 mm, for wall-hung WCs

in black PE plastic, weldable, for connecting a wall-hung WC to the waste-water system, where heights of 210 to 230 mm are to be bridged at the wall, packed in a box



Size	Code No.	P1	P2	P3	Recmd. price/€
DN 90	58.121.00..0000	1	5	75	

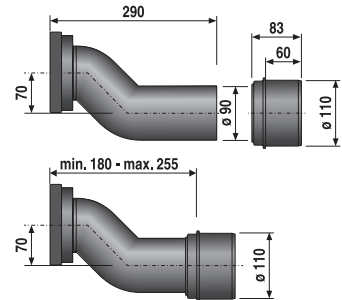
WC offset connecting bend DN 90/DN 100**offset by 70 mm, for wall-hung WCs**

in black PE plastic, weldable, for direct connection to wall-hung WCs, e.g. suitable for 8 cm concealed cistern or as a special solution for elements with a small installation depth, with DN 90/DN 100 adapter, packed in a box

Test mark: tested to DIN 1389 and DIN EN 476, 5.5



Size	Code No.	P1	P2	P3	Recmd. price/€
DN 90 /DN 100	58.940.00..0000	1	5	75	

**Rear water connection set for INEO SOLO****Pressure flushing valve replacement**


Water connection set for the INEO SOLO sanitary module with rear water inlet or for replacing a pressure flushing valve

consisting of: angle valve, brass reducer 3/4 x 1/2, reinforced hose 250 mm with double-sided knurled nut, plastic connection pipe 3/8, fill valve bracket and locknut, mounting instructions, packed in a plastic bag



	Code No.	P1	P2	P3	Recmd. price/€
	03.995.00..0000	1	20	840	

Pre-wall elements for drywall installation 2.2.



Bottom inlet water connection set for INEO SOLO

Water connection set for the INEO SOLO sanitary module with bottom water inlet

consisting of: ball valve 3/8 with cap nut and seal, brass connection pipe 3/8, fill valve bracket with locknut, cone compression fitting 3/8, reinforced hose 700 mm, 3/8 knurled nut x 10 mm pipe, mounting instructions, packed in a plastic bag

	Code No.	P1	P2	P3	Recmd. price/€
	03.996.00..0000	1	20	840	



INEO SOLO sanitary module for floor-standing WC

comprising a WC element, cladding, cover as well as WC and water connection sets, mounting instructions provided, packed in a box

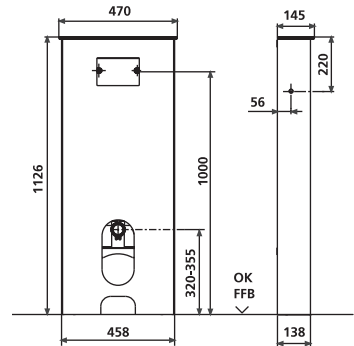
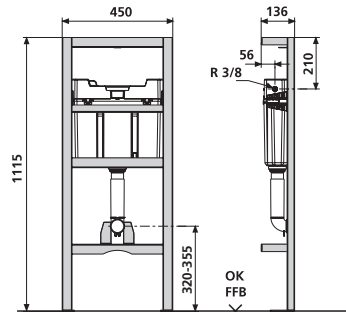
WC element, with small access opening, front operated, h/w/d: 1126/458/138 mm, self-supporting, powder-coated steel frame, 6-point-fastening, fully pre-assembled, SANIT concealed cistern (CC-121-S-UO-2V-2C) insulated against condensation, with dual flush (7.5-4.5 l/4-2 l), factory setting 6 and 3 litres, button function transmitted to the flush mechanism via flexible cables, connection to push plate via turn-click connection, with height-adjustable flush pipe, fastenings

Cladding made of high-quality composite material, colour: white; suitable for use in wet rooms, water-resistant, washable, the surface is abrasion-resistant, stain-resistant, light-fast, non-porous and therefore completely hygienic, easy to clean and impervious to common household cleaning products (not resistant to scrubbing or acids); with cut-outs or preparation for cut-outs

Cover made of glass, safety glass (thermally toughened), colour: white; glass edge, straight edge with arris, polished; glass thickness 8 mm; set for attaching to frame

Water connection set for side connection consisting of: SANIT fill valve Noise Class I with brass connection 3/8, chrome-plated, screw-in rosette, 1/2 angle valve, self-sealing, with chrome-plated rosette, 90° connection pipe, chrome-plated, 2 cone compression fittings 3/8

WC connection set consisting of: 90° PE waste bend, mounting clip, reducing sleeve DN 90/100, laminated seal for an internal pipe diameter of 98 to 110 mm, PE WC connection kit DN 90, 180 mm long



Colour	Code No.	P1	P2	P3	Recmd. price/€
cladding/ cover					
white/white	90.731.00..0005	1	8		
white/black	90.731.00..0006*	1	8		
black/white	90.731.00..0007	1	8		
black/black	90.731.00..0008*	1	8		

* DISCONTINUED MODEL – delivery while stocks last

Accessories:

- WC flush actuators from page 70 on (except: LIS and HELA)
- offset connection bend see page 40
- water connection sets see page 41
- adjustable flush reducer Code No. 05.261.00..0000 see page 146

Pre-wall elements for drywall installation 2.2.

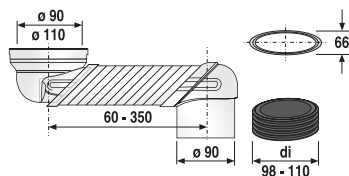


Offset WC bend

for offsetting the drain within the floor structure to behind the pre-wall, offset of minimum 60 mm to maximum 350 mm, markings on the pipe ensure that it is cut to length accurately, with lip seal suitable for DN 90 and DN 100 WC connections, drain connector suitable for DN 90 sleeves, with enclosed laminated seal for waste-water pipes with internal diameter from 98 to 110 mm, packed in a box

Note: minimum flushing capacity of 6 litres required!

Test mark: DIN 1389, DIN EN 997, 5.2.6, DIN EN 476, 5.5



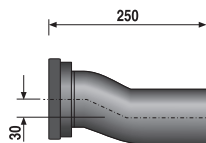
	Code No.	P1	P2	P3	Recmd. price/€
	58.111.00..0000	1	84		



WC offset connecting bend INEO SOLO DN 90

offset by 30 mm

for floor-standing WCs in black PE plastic, weldable, for direct connection of floor-standing WCs to the waste-water system, where heights of 160-190 mm are to be bridged at the wall, packed in a box




Size	Code No.	P1	P2	P3	Recmd. price/€
DN 90	58.120.00..0000	1	5	75	

Rear water connection set for INEO SOLO**Pressure flushing valve replacement**

Water connection set for the INEO SOLO sanitary module with rear water inlet or for replacing a pressure flushing valve

consisting of: angle valve, brass reducer 3/4 x 1/2, reinforced hose 250 mm with double-sided knurled nut, plastic connection pipe 3/8, fill valve bracket and locknut, mounting instructions, packed in a plastic bag




	Code No.	P1	P2	P3	Recmd. price/€
	03.995.00..0000	1	20	840	

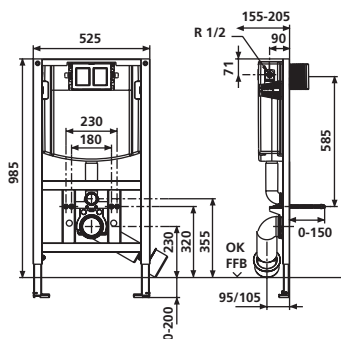
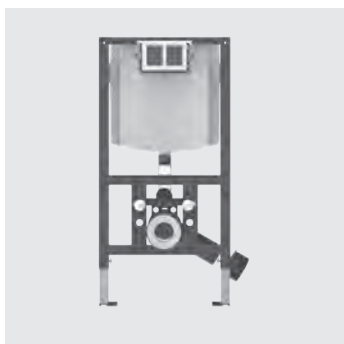
Bottom inlet water connection set for INEO SOLO

Water connection set for the INEO SOLO sanitary module with bottom water inlet

consisting of: ball valve 3/8 with cap nut and seal, brass connection pipe 3/8, fill valve bracket with locknut, cone compression fitting 3/8, reinforced hose 700 mm, 3/8 knurled nut x 10 mm pipe, mounting instructions, packed in a plastic bag



	Code No.	P1	P2	P3	Recmd. price/€
	03.996.00..0000	1	20	840	



WC element INEO FronTop 985

with small access opening, front/top operated (pre-assembled for front operation)

h/w/d: 985/525/155 mm, self-supporting, powder-coated steel frame, for covering with plasterboard, installation onto a solid wall, in drywall constructions etc., 4-point fastening, fully pre-assembled, includes self-locking feet with swivel base plates and fastening set, adjustment range of feet from unfinished floor level to upper edge of finished floor level: 0-200 mm, adjustment range front to wall: 155-205 mm (when mounted on wall brackets Code No. 17.257.00..T000), SANIT concealed cistern with insulation against condensation (CC-122-S-UO-2V-2C), with dual flush (6-4.5l/4-2l), factory setting 6 and 3 l, with protection cap for the flush pipe, SANIT fill valve Noise Class I, angle valve R 1/2, 4-position adjustable mounting clip, WC connecting bend 90° DN 90 (d:90)/DN 100 (d:110) with protection cap, SANIT complete WC connection set DN 90 (d:90)/180 mm, protection box for access opening can be cut to size, flexible hose to fill valve, can be screwed by hand, 2 M12 WC retaining bolts adjustable to 180/230 mm with protection plugs and nuts, installation instructions, without push plate, packed in a box

Test marks of concealed cistern: Noise Class I, tested to DIN EN 14055

Size h / w	Code No.	P1	P2	P3	Recmd. price/€
985 / 525	90.738.00..T000	1	17		

Accessories:

- wall brackets (pair) Code No. 17.257.00..T000 see page 136
- possible connections (extended wall brackets, feet, bottom wall bracket) from page 135 on
- WC flush actuators from page 70 on
- sound-absorbing sets from page 150 on
- WC connectors (double bend, offset connection bend, etc.) from page 345 on
- plasterboard cladding panel Code No. 17.115.00..S000 see page 123
- roughing-in set for shower WC Code No. 03.956.00..0000 see page 133
- INEO Fresh box for water box cube Code No. 05.158.00..0000 see page 146
- adjustable flush reducer Code No. 05.261.00..0000 see page 146

WC element INEO FronTop 820

with small access opening, front/top operated (pre-assembled for top operation)

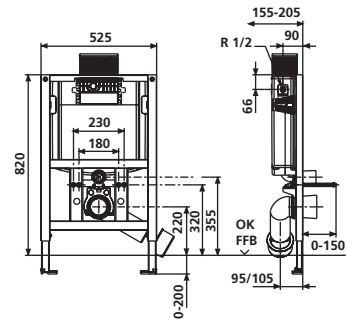
h/w/d: 820/525/155 mm, self-supporting, powder-coated steel frame, for covering with plasterboard, installation onto a solid wall, in drywall constructions etc., 4-point fastening, fully pre-assembled, includes self-locking feet with swivel base plates and fastening set, adjustment range of feet from unfinished floor level to upper edge of finished floor level: 0-200 mm, adjustment range front to wall: 155-205 mm (when mounted on wall brackets Code No. 17.257.00..T000), SANIT concealed cistern with insulation against condensation (CC-122-S-UO-2V-2C), with dual flush (6 l / 3 l), with protection cap for the flush pipe, SANIT fill valve Noise Class I, angle valve R 1/2, 4-position adjustable mounting clip, WC connecting bend 90° DN 90 (d:90)/DN 100 (d:110) with protection cap, SANIT complete WC connection set DN 90 (d:90)/180 mm, protection box for access opening can be cut to size, flexible hose to fill valve, can be screwed by hand, 2 M12 WC retaining bolts adjustable to 180/230 mm with protection plugs and nuts, installation instructions, without push plate, packed in a box

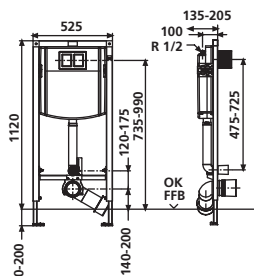
Test marks of concealed cistern: Noise Class I, tested to DIN EN 14055

Size h / w	Code No.	P1	P2	P3	Recmd. price/€
820 / 525	90.737.00..T000	1	21		

Accessories:

- wall brackets (pair) Code No. 17.257.00..T000 see page 136
- possible connections (extended wall brackets, feet, bottom wall bracket) from page 135 on
- WC flush actuators from page 70 on
- sound-absorbing sets from page 150 on
- WC connectors (double bend, offset connection bend, etc.) from page 345 on
- plasterboard cladding panel Code No. 17.115.00..S000 see page 123
- roughing-in set for shower WC Code No. 03.956.00..0000 see page 133
- INEO Fresh box for water box cube Code No. 05.158.00..0000 see page 146





WC element INEO for floor standing WC, children's and babies floor standing WC

with small access opening, front operation, h/w/d: 1120/525/130 mm, self-supporting, powder-coated steel frame, for covering with plasterboard, installation in front of massive wall and in light weight stud wall, 4-point fastening, fully pre-assembled, includes support feet and fastening set, adjustment range of feet from unfinished floor level to upper edge of finished floor level: 0-200 mm, adjustment range from front to wall: 135-205 mm (when mounted on wall brackets, Code No. 17.257.00..T000), flush bend height adjustable, WC waste bend height adjustable, push plate height adjustable by moving the concealed cistern to an appropriate height for children, SANIT concealed cistern (CC-121-S-FO-2V-2C) insulated against condensation water, with dual flush (7.5-4.5 l/4-2 l), flush bend protection, SANIT fill valve, Noise Class I, two-piece angle valve connection set R 1/2, waste bend clamp, PE WC bend 90° DN 90 (d:90)/DN 100 (d:110) adjustable in 3 positions, with protection, tiling set for access opening can be shortened, tool-free connection of flexible hose to fill valve, incl. flush reducer, mounting instructions, without push plate, packed in a box

Test marks of concealed cistern: Noise Class I, tested to DIN EN 14055

Size h / w	Code No.	P1	P2	P3	Recmd. price/€
1120/525	90.735.00..T000	1	15		

Accessories:

- wall brackets (pair) Code No. 17.257.00..T000 see page 136
- possible connections (extended wall brackets, feet, bottom wall bracket) from page 135 on
- WC push plate for nursery school see page 85
- sound-absorbing sets from page 150 on
- WC connectors (double bend, offset connection bend, etc.) from page 345 on
- Universal WC connection set for children floor-standing WCs, white, DN 90, Code No. 58.948.00..0099 see page 337
- plasterboard cladding panel Code No. 17.115.00..S000 see page 123

WC corner element 995 SC

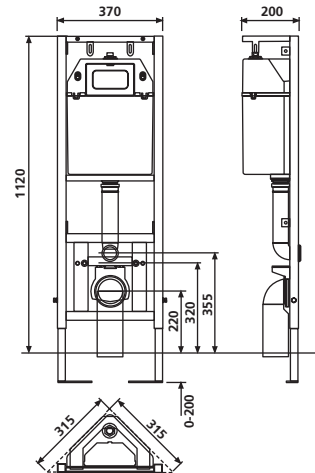
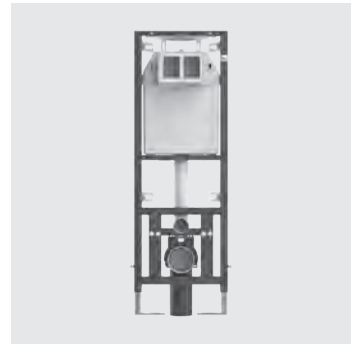
for wall-hung WC, with small access opening, front operated
 h/w/d: 1120/370/200 mm, not compatible with 996 system, self-supporting,
 powder-coated steel frame, for covering with plasterboard, installation
 onto a solid wall, maximum 6-point fastening, including support feet, addi-
 tional top cladding support with 2 fastening points and fastening set, diag-
 onal 460 mm, leg length 315 mm, adjustment range of feet from unfinished
 floor level to upper edge of finished floor level: 0-200 mm, SANIT concealed
 cistern with insulation against condensation (CC-200-S-FO-2V-2C), with dual
 flush (6/3 l), button function transmitted to flush valve via flexible cables,
 connection to push plate via turn-click connection, SANIT fill valve Noise
 Class I, angle valve R 1/2, mounting clip 4-position adjustable, protection
 cap for flush pipe, WC connector 90° DN 90 (d:90) with reducing sleeve DN
 90(d:90)/DN 100(d:110) and protection cap, complete WC connection set DN
 90(d:90)/180 mm, protection box for access opening can be cut to length,
 flexible hose to fill valve, can be screwed by hand, 2 M12 WC fixing bolts
 adjustable to 180/230 mm with protection plugs and nuts, installation in-
 structions, packed in a box

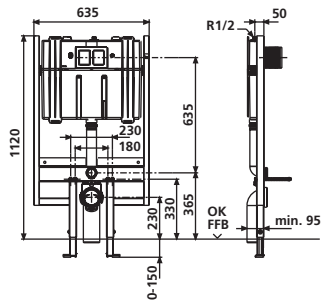
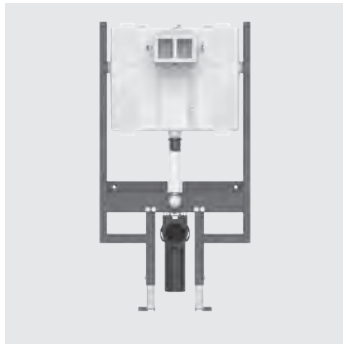
Test marks for concealed cistern: Noise Class I, tested to DIN EN 14055

Size h / w	Code No.	P1	P2	P3	Recmd. price/€
1120 / 370	90.699.00..0000	1	8		

Accessories:

- WC flush actuators from page 70 on (except: LOS, LIS, HELA and SWING)
- cladding panel Code No. 17.117.00..0000 see page 132





WC element INEO 80 PLUS

for wall-hung WC, with small access opening, front operated
h/w/d: 1120/635/95 mm, self-supporting, powder-coated steel frame, for covering with plasterboard, installation on a solid wall, in drywall constructions etc., 4-point fastening, fully pre-assembled, includes support feet and fastening set, adjustment range of feet from unfinished floor level to upper edge of finished floor level: 0-150 mm, adjustment range front to wall: 95-170 mm, SANIT concealed cistern with insulation against condensation (CC-80-5-F0-2V-2C), with dual flush (6-4.5 l or 3-2 l), factory setting 6 and 3 litres, button function transmitted to INEO flush valve via flexible cables, connection to push plate via turn-click connection, with protection cap for the flush pipe, SANIT fill valve Noise Class I, angle valve connection set R 1/2, mounting clip for drain bend adjustable in 4 positions, WC connection bend 90° 90 DN(d:90) with protection cap, SANIT complete WC connection kit DN 90(d:90)/180 mm, protection box for access opening can be cut to size, flexible hose to fill valve, can be screwed by hand, 2 M12 WC retaining bolts adjustable to 180/230 mm with protection plugs and nuts, installation instructions, without push plate, packed in a box

Test marks for concealed cistern: Noise Class I, tested to DIN EN 14055, KIWA

Size h / w	Code No.	P1	P2	P3	Recmd. price/€
1120 / 635	90.804.00..0000	1	15		

Accessories:

- WC flush actuators (except: LIS and SWING) from page 70 on
- sound-absorbing sets from page 150 on
- WC connectors from page 345 on



Washbasin element INEO, for washbasins with single hole mixers

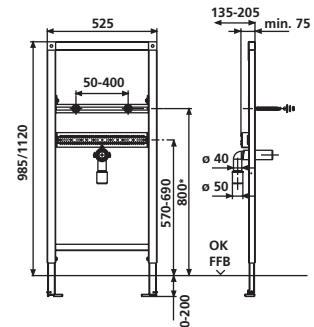
1.h/w/d: 1120/525/75 mm, 2. h/w/d: 985/525/75 mm

self-supporting, powder-coated steel frame, for covering with plasterboard, installation onto a solid wall, in drywall constructions etc., 4-point fastening, fully pre-assembled, includes self-locking feet with swivel base plates and fastening set, suits all washbasins and small washbasins, adjustment range of feet from unfinished floor level to upper edge of finished floor level: 0-200 mm, adjustment range front to wall: 135-205 mm (when mounted on wall brackets Code No. 17.257.00..T000), with multiply laminated plywood panel and scaling for free positioning of drinking water pipe wall plates, with 2 M 10 bolts for fastening the washbasin including protection plugs and washbasin fastenings, with universal waste bend DN 50(d:50)/DN 40(d:40), including rubber collar for trap waste outlet DN 40(d:40)/DN 32(d:32), protection plugs and sound-absorbing clamp, packed in a box

Size h / w	Code No.	P1	P2	P3	Recmd. price/€
1. 1120 / 525	90.667.00..T000	1	18		
2. 985 / 525	90.669.00..T000	1	18		

Accessories:

- wall brackets (pair) Code No. 17.257.00..T000 see page 136
- sound-absorbing sets from page 150 on



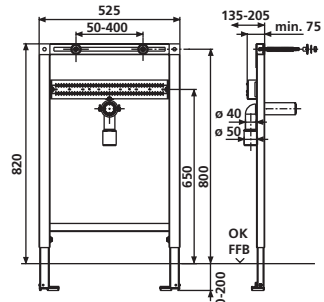
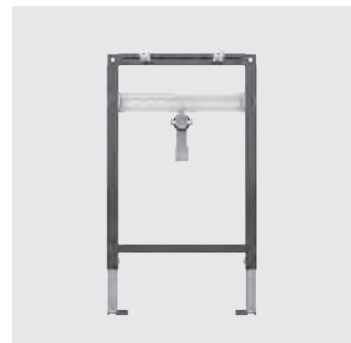
Washbasin element INEO for washbasins with single hole mixers

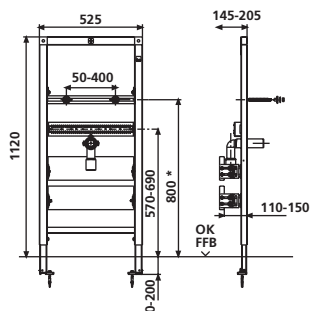
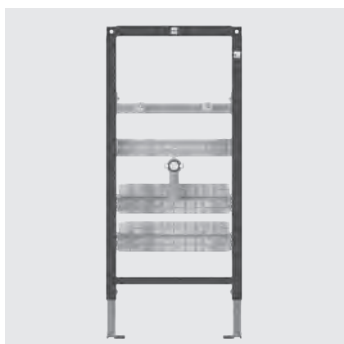
h/w/d: 820/525/75 mm, self-supporting, powder-coated steel frame, for covering with plasterboard, installation onto a solid wall, in drywall constructions etc., 4-point fastening, fully pre-assembled, includes self-locking feet with swivel base plates and fastening set, suits all washbasins and small washbasins, minimum centre-to-centre spacing of the angle valves 80 mm, adjustment range of feet from unfinished floor level to upper edge of finished floor level: 0-200 mm, adjustment range front to wall: 135-205 mm (when mounted on wall brackets Code No. 17.257.00..T000), with multiply laminated plywood panel and scaling for the free positioning of drinking water pipe wall plates, with 2 M10 bolts for fastening the washbasin including protection plugs and washbasin fastenings, with universal waste bend DN 50(d:50)/DN 40(d:40), including rubber collar DN 40(d:40)/DN 32(d:32), protection plugs and sound-absorbing clamp, with threaded bar M8 x 80 mm, packed in a box

Size h / w	Code No.	P1	P2	P3	Recmd. price/€
820 / 525	90.672.00..T000	1	18		

Accessories:


- wall brackets (pair) Code No. 17.257.00..T000 see page 136
- sound-absorbing sets from page 150 on





* Reference size for stated adjustment range

Washbasin element INEO for single hole mixers for concealed installation of compression-proof small flow-type heaters

suitable for  **CLAGE** E-small flow-type heaters MCX for a single washing place*, h/w/d: 1120/525/145, self-supporting, powder-coated steel frame, for covering with plasterboard, installation onto a solid wall, in dry-wall construction etc., 4-point fastening, fully pre-assembled, includes self-locking feet with swivel base plates and fastening set, universal application with standard and small wash basins, adjustment range of feet from unfinished floor level to upper edge of finished floor level: 0-200 mm, adjustment range front to wall: 145-205 mm (when mounted on wall brackets Code No. 17.257.00..T000), contains multiply glued laminated wood panel and scaling for the free positioning of drinking water connections, with 2 additional depth adjustable, multiply glued laminated wood panels with scaling for the free positioning of a small flow-type heater and more water connections, with 2 M10 bolts for fastening the wash basin, including protection plugs and washbasin fastenings, with universal waste bend DN 50 (d:50)/DN 40 (d:40), including rubber collar for trap waste outlet DN 40 (d:40)/DN 32 (d: 32), protection plugs and sound-absorbing clamp, packed in a box

* not included in the delivery

For inspection purposes of concealed small continuous flow heaters we recommend an access opening (provided by the customer) with a minimum size of 300 x 300 mm.

Size h / w	Code No.	P1	P2	P3	Recmd. price/€
1120 / 525	90.689.00..T000	1	15		

Accessories:

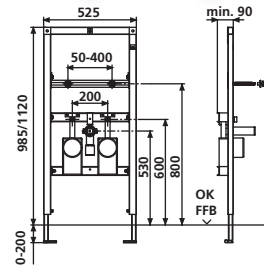
- wall brackets (pair) Code No. 17.257.00..T000 see page 136
- sound-absorbing sets from page 150 on
- SANIT module for concealed or exposed mixers Code No.17.268.00..0000 from page 126 on

Wash basin element INEO for single hole mixers with 2 concealed water meter units, concealed valve und T-piece for angle valve and storey distribution

1. h/w/d: 1120/525/90 mm, 2. h/w/d: 985/525/90 mm

self supporting, powder-coated steel frame construction for covering with plasterboard, installation in front of a massive wall or in a light weight stud wall, 4 fixation points, completely pre-assembled, incl. feet and fixation material, universal application for wash basins and hand wash basins, adjustment range of feet from unfinished floor to upper edge of finished floor: 0-200 mm, depth adjustable from front edge of frame backwards: 135-205 mm (applying wall fixtures Code No. 17.257.00..T000), with two fixation bolts M10 for wash basin incl. protection and nuts, with universal outlet bend DN 50 (d:50)/DN 40 (d:40) incl. rubber sleeve for trap outlet pipe DN 40(d:40)/DN 32 (d:32), protection and sound insulated clamp, including two pre-mounted, sound insulated, distortion-proof concealed water meter fitting kits made of red brass with concealed valve R3/4, concealed single pipe connectors for water meter measuring capsule Koax G2B, with extension for angle valve R1/2, with storey distribution upwards R3/4, two-part insulation and integrated plaster aid, packed in a box

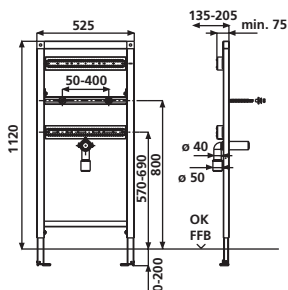
Note: regarding covering rosettes, handles etc. for concealed valves, please contact company Meibes / Rosswein



Size h / w	Code No.	P1	P2	P3	Recmd. price/€
1. 1120 / 525	90.687.00..T000	1	15		
2. 985 / 525	90.691.00..T000	1	15		

Accessories:

- wall brackets (pair) Code No. 17.257.00..T000 see page 136
- sound-absorbing sets from page 150 on
- extended support feet Code No. 16.033.00..0000 see page 135



Washbasin element INEO for exposed wall-mounted mixers

h/w/d: 1120/525/75 mm, self-supporting, powder-coated steel frame, for covering with plasterboard, installation onto a solid wall, in drywall constructions etc., 4-point fastening, fully pre-assembled, includes self-locking feet with swivel base plates and fastening set, suits all washbasins and small washbasins, minimum centre-to-centre spacing for exposed wall-mounted mixers 53 mm, adjustment range of feet from unfinished floor level to upper edge of finished floor level: 0-200 mm, adjustment range front to wall: 135-205 mm (when mounted on wall brackets Code No. 17.257.00..T000), with multiply laminated plywood panel and scaling for the free positioning of drinking water pipe wall plates, with 2 M10 bolts for fastening the washbasin including protection plugs and washbasin fastenings, with universal waste bend DN 50 (d:50)/DN 40 (d:40), including rubber collar DN 40 (d:40)/DN 32 (d:32), protection plugs and sound-absorbing clamp, with threaded bar M8 x 80 mm, packed in a box

Size h / w	Code No.	P1	P2	P3	Recmd. price/€
1120 / 525	90.671.00..T000	1	18		

Accessories:

- wall brackets (pair) Code No. 17.257.00..T000 see page 136
- sound-absorbing sets from page 150 on



1. Washbasin element INEO, handicapped accessible

For single hole or exposed wall-mounted mixers

h/w/d: 1120/525/98 mm, self-supporting, powder-coated steel frame, for covering with plasterboard, installation onto a solid wall, in drywall constructions etc., 4-point fastening, fully pre-assembled, includes self-locking feet with swivel base plates and fastening set, suits all washbasins, adjustment range of feet from unfinished floor level to upper edge of finished floor level: 0-200 mm, adjustment range front to wall: 135-205 mm (when mounted on wall brackets Code No. 17.257.00..T000), with multiply laminated plywood panel and scaling for the free positioning of drinking water pipe wall plates, with SANIT height-adjustable concealed trap Code No. 31.608.00..0000 DN 50(d:50)/DN 40(d:40), with 2 M10 bolts for fastening the washbasin including protection plugs and washbasin fastenings, packed in a box



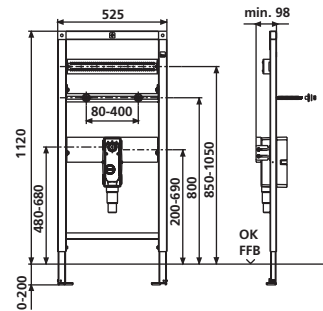
2. Washbasin element INEO, handicapped accessible

For single hole mixers

h/w/d: 820/525/98 mm

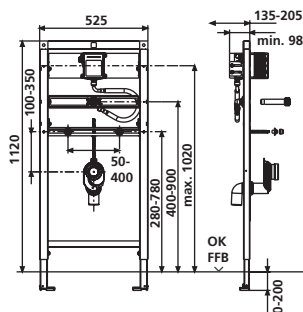
Technical features as for Code No. 90.673.00..T000

Size h / w	Code No.	P1	P2	P3	Recmd. price/€
1. 1120 / 525	90.673.00..T000	1	18		
2. 820 / 525	90.685.00..T000	1	21		



Accessories:

- wall brackets (pair) Code No. 17.257.00..T000 see page 136
- sound-absorbing sets from page 150 on
- finishing set from page 285 on
- standpipe Code No. 03.250.00..0000 see page 258



Urinal element INEO

for urinal cartridge valve technology

h/w/d: 1120/525/98 mm, self-supporting, powder-coated steel frame, for covering with plasterboard, installation onto a solid wall, in drywall constructions etc., 4-point fastening, fully pre-assembled, includes self-locking feet with swivel base plates and fastening set, suits all ceramic urinals, adjustment range of feet from unfinished floor level to upper edge of finished floor level: 0-200 mm, adjustment range front to wall: 135-205 mm (when mounted on wall brackets Code No. 17.257.00..T000), with 2 M8 bolts for fastening urinal including protection plugs and chromium-plated protection caps, with waste bend DN 50(d:50) and sound-absorbing waste bend clamp, with threaded bar M8 x 300 mm, connection set d:25, with flexible metal hose, which can be screwed by hand, with SANIT universal cartridge roughing-in set with modifiable water connections for hand operated pneumatic cartridge valve or for 6V DC solenoid cartridge valve with infrared electronics, relative conductivity with urinal exhaust trap 500, all traverses pre-assembled, without urinal cover plate, packed in a box

Size h / w	Code No.	P1	P2	P3	Recmd. price/€
1120 / 525	90.668.00..T000	1	18		

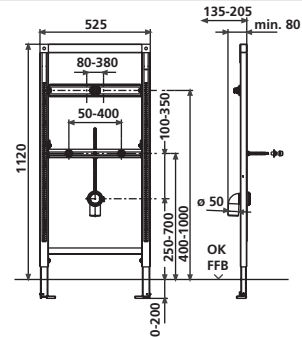
Accessories:

- wall brackets (pair) Code No. 17.257.00..T000 see page 136
- urinal flush actuators from page 109 on
- sound-absorbing sets from page 150 on
- extension sets from page 135 on
- connection set with **spray nozzle** Code No. 05.013.00..0000 see page 149



Urinal element INEO

for exposed flush valves or for ceramic urinals with integrated controls
h/w/d: 1120/525/80 mm, self-supporting, powder-coated steel frame, for covering with plasterboard, installation onto a solid wall, in drywall constructions etc., 4-point fastening, fully pre-assembled, includes self-locking feet with swivel base plates and fastening set, suits all ceramic urinals, adjustment range of feet from unfinished floor level to upper edge of finished floor level: 0-200 mm, adjustment range front to wall: 135-205 mm (when mounted on wall brackets Code No. 17.257.00..T000), with 1 sound-insulated wall bushing, G 1/2 internal thread/G 1/2 male thread, with 2 M8 bolts for fastening urinal including protection plugs and chromium-plated protection caps, with waste bend DN 50 (d:50) and sound-absorbing clamp, with threaded bar M8 x 300 mm, all traverses pre-assembled, without exposed flush valve, packed in a box



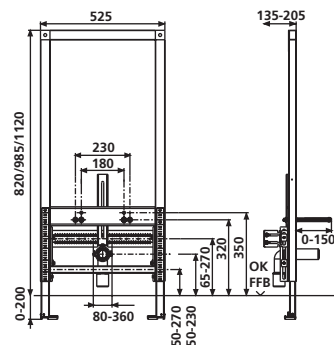
Size h / w	Code No.	P1	P2	P3	Recmd. price/€
1120 / 525	90.675.00..T000	1	15		

Accessories:

- wall brackets (pair) Code No. 17.257.00..T000 see page 136
- sound-absorbing sets from page 150 on
- extension sets from page 135 on

Bidet element INEO

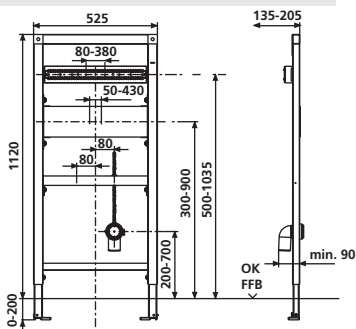
1.h/w/d: 1120/525/100 mm, 2.h/w/d: 1120/525/100 mm, 3.h/w/d: 1120/525/100 mm, self-supporting, powder-coated steel frame, for covering with plasterboard, installation onto a solid wall, in drywall constructions etc., 4-point fastening, fully pre-assembled, includes self-locking feet with swivel base plates and fastening set, suits all ceramic bidets, adjustment range of feet from unfinished floor level to upper edge of finished floor level: 0-200 mm, adjustment range front to wall: 135-205 mm (when mounted on wall brackets Code No. 17.257.00..T000), **without** wall brackets, with multiply laminated plywood panel and scaling for the free positioning of drinking water pipe wall plates for various pipe systems by the customer, with 2 adjustable M12 bolts adjustable to 180/230 mm including protection plugs, nuts and white covers, with universal waste bend DN 50 (d:50)/DN 40 (d:40), including rubber collar DN 40 (d:40)/DN 32 (d:32) and protection plugs, with sound-absorbing clamp, packed in a box



Size h / w	Code No.	P1	P2	P3	Recmd. price/€
1. 1120 / 525	90.676.00..T000	1	15		
2. 985 / 525	90.662.00..T000	1	12		
3. 820 / 525	90.663.00..T000	1	12		

Accessories:

- wall brackets (pair) Code No. 17.257.00..T000 see page 136
- sound-absorbing sets from page 150 on
- extension sets from page 135 on



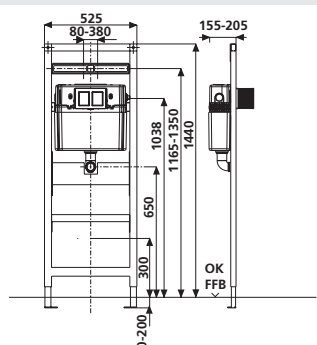
Sink element INEO for wall-mounted mixers

h/w/d: 1120/525/85 mm, self-supporting, powder-coated steel frame, for covering with plasterboard, installation onto a solid wall, in drywall constructions etc., 4-point fastening, fully pre-assembled, includes self-locking feet with swivel base plates and fastening set, suits all laundry sinks, width 525 mm, adjustment range of feet from unfinished floor level to upper edge of finished floor level: 0-200 mm, adjustment range front to wall: 135-205 mm (when mounted on wall brackets Code No. 17.257.00..T000), with waste bend DN 50 (d:50) and sound-absorbing clamp, with threaded bar M8 x 300 mm, with 2 waterproof multiply laminated plywood panels, all traverses pre-assembled, packed in a box

Size h / w	Code No.	P1	P2	P3	Recmd. price/€
1120 / 525	90.677.00..T000	1	15		

Accessories:

- wall brackets (pair) Code No. 17.257.00..T000 see page 136
- sound-absorbing sets from page 150 on
- extension sets from page 135 on



Special element 995 N for laundry sinks with concealed cistern with small access opening

h/w/d: 1440/525/155 mm, self-supporting, powder-coated steel frame, for covering with plasterboard, installation onto a solid wall, in drywall constructions etc., 4-point fastening, pre-assembled, includes support feet and fastening set, adjustment range of feet from unfinished floor level to upper edge of finished floor level: 0-200 mm, adjustment range front to wall: 155-205 mm (when mounted on wall brackets Code No. 17.257.00..T000), suitable for the „Bernina“ laundry sink # 8542100006, with SANIT concealed cistern (CC-122-S-UO-2V-2C) with small access opening, front operated, button function transmitted to flush valve via flexible cables, with 3 height-adjustable traverses for fixation of the ceramic sink, exposed mixer and outlet, with 2 sound-insulated wall bushings G 1/2 internal thread/G 1/2 male thread for exposed mixer, with threaded bar M8 x 80 mm for waste bend clamp DN 100 (d:110) (provided by the customer) including WC connection set DN 100 (d:110)/250 mm and tiling set, without push plate, without hanger bolts, packed in a box

Size h / w	Code No.	P1	P2	P3	Recmd. price/€
1440 / 525	90.651.00..T000	1	9		

DISCONTINUED MODEL – delivery while stocks last

Accessories:

- wall brackets (pair) Code No. 17.257.00..T000 see page 136
- push plates for nursery schools see page 85
- sound-absorbing sets from page 150 on
- extension sets from page 135 on

Excrement sink element 995 N

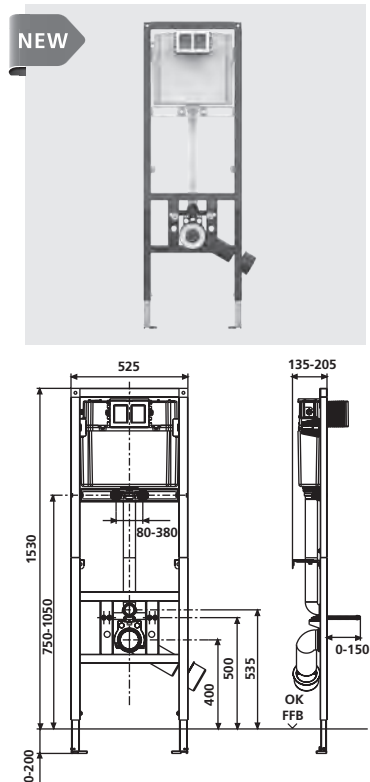
for Publica wall-hung sink (KERAMAG „Espital“)

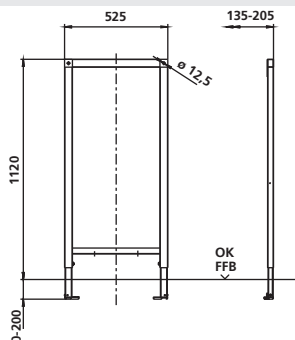

h/w/d: 1530/525/155 mm, with small access opening, front-operated, self-supporting, powder-coated steel frame, with a static loading capacity of up to 400 kg, for covering with plasterboard, installation onto a solid wall, in drywall constructions etc., 4-point fastening, fully pre-assembled, includes self-locking feet with swivel base plates and fastening set, adjustment range of feet from unfinished floor level to upper edge of finished floor level: 0-200 mm, adjustment range front to wall: 135-205 mm, SANIT concealed cistern with insulation against condensation (CC-122-S-FO-2V-2C), with dual flush (9/3 l or 6/3 l) or start/stop flush, button function transmitted to flush valve via flexible cables, connection to push plate via turn-click connection, with protection cap for the flush pipe, SANIT fill valve Noise Class I, angle valve R 1/2, 4-position adjustable waste bend clamp and clamp locking, WC connecting bend 90° DN 90 with reducing sleeve DN 90/DN 100 (d:110), with protection cap, SANIT complete WC connection set DN 90 (d:90)/180 mm, protection box for access opening can be cut to size, flexible hose to fill valve, can be screwed by hand, 2 M12 retaining bolts adjustable to 180/230 mm with protection plugs and nuts, with traverse for exposed mixers with 2 sound absorbing wall bushings G 1/2 internal thread x G 1/2 male thread, with wall brackets, without push plate, packed in a box

Size h / w	Code No.	P1	P2	P3	Recmd. price/€
1530 / 525	90.659.00..0000	1	10		

Accessories:

- WC push plate for nursery school see page 85
- sound-absorbing sets from page 150 on
- extension sets from page 135 on





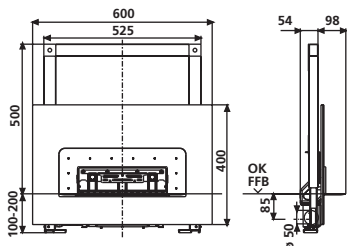
Empty frame INEO

h/w/d: 1120/525/48 mm, powder-coated steel frame, for covering with plasterboard, installation onto solid wall, in drywall constructions etc., 4-point fastening, fully pre-assembled, incl. self-locking feet with swivel base plates and fastening set, base element for universal concealed modules etc., for bridging gaps of 550 to 1650 mm between elements, adjustment range of feet from unfinished floor level to upper edge of finished floor level: 0-200 mm, adjustment range front to wall: 135-205 mm (when mounted on wall brackets, Code No. 17.257.00..T000), packed in a box

Size h / w	Code No.	P1	P2	P3	Recmd. price/€
1120 / 525	90.688.00..T000	1	18		

Accessories:

- wall brackets (pair) Code No. 17.257.00..T000 see page 136
- sound-absorbing set Code No. 16.032.00..0000 see page 150
- extension sets from page 135 on
- modules for drywall systems from page 124 on



Shower frame INEO with wall drain LINNUM

h/w: 500/525 mm, self-supporting, powder-coated steel frame, for covering with 2 x 12.5 mm plasterboards, installation onto solid wall, in drywall constructions etc., 4-point fastening, fully pre-assembled, incl. self-locking feet with swivel base plates and fastening set, adjustment range front to wall: 135-205 mm (when mounted on wall brackets Code No. 17.257.00..T000), incl. wall drain case with glued sealing collar, frame adjustable in height and depth for wall coverings of 4 to 22 mm, fixing material, tiling set, cladding panel 600 x 400 x 12.5 mm, drainage flow rate 0.7 l/s according to DIN EN 1253, packed in a box

1. LINNUM 30 with 30 mm trap (non standard): Inlet height 100-120 mm
2. LINNUM 50 with 50 mm trap: Inlet height 120-200 mm

Combination possible with Code No. 90.681.00..T000 and 90.682.00..T000.

wall drain INEO	Code No.	P1	P2	P3	Recmd. price/€
1. LINNUM 30	90.694.00..T000	1	20		
2. LINNUM 50	90.695.00..T000	1	20		

Accessories:

- wall brackets (pair) Code No. 17.257.00..T000 see page 136
- sound-absorbing set Code No. 16.032.00..0000 see page 150
- cover Code No. 04.276.00..0000 see page 208



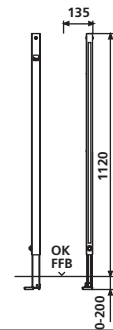
Side edge element INEO

h/w/d: 1120/40/30 mm, for right and left constructions, self-supporting, powder-coated steel frame, for covering with plasterboard, installation onto a solid wall, 2-point fastening, self-locking foot with swivel base plates and fastening set, can not be cut, also suitable for bridging gaps of 500 to 1100 mm between elements, adjustment range of feet from unfinished floor level to upper edge of finished floor level: 0-200 mm, adjustment range front to wall: 135-205 mm (when mounted on wall brackets Code No. 17.257.00..T000), packed in a box

Version	Code No.	P1	P2	P3	Recmd. price/€
1. right	90.679.00..TR00	1	30		
2. left	90.679.00..TL00	1	30		

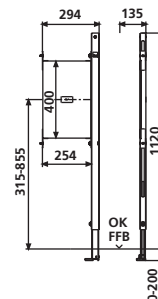
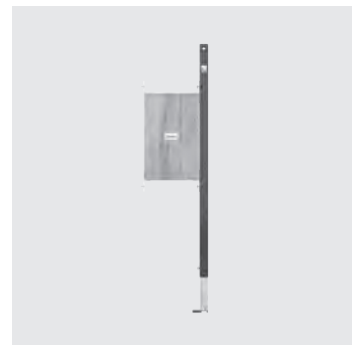
Accessories:

- wall brackets (pair) Code No. 17.257.00..T000 see page 136
- sound-absorbing sets from page 150 on
- extension sets from page 135 on



Element INEO for fixing handles and supports

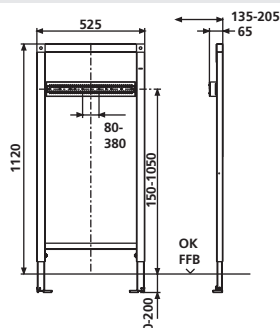
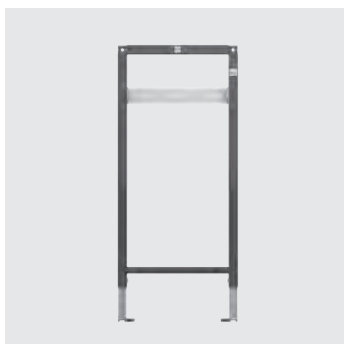
h/w/d: 1120/294/48 mm, for right and left constructions, self-supporting, powder-coated steel frame, for covering with plasterboard, installation onto a solid wall, 2-point fastening, self-locking foot with swivel base plate and fastening set, can not be cut, also suitable for bridging gaps of 500 to 1100 mm between elements, adjustment range of foot from unfinished floor level to upper edge of finished floor level: 0-200 mm, adjustment range front to wall: 135-205 mm (when mounted on wall brackets Code No. 17.257.00..T000), packed in a box



Version	Code No.	P1	P2	P3	Recmd. price/€
1. right	90.680.00..TR00	1	12		
2. left	90.680.00..TL00	1	12		

Accessories:

- wall brackets (pair) Code No. 17.257.00..T000 see page 136
- sound-absorbing sets from page 150 on
- extension sets from page 135 on



Bath and shower tray element INEO

for exposed wall mixers

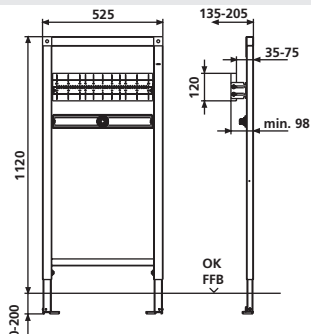
h/w/d: 1120/525/75 mm, self-supporting, powder-coated steel frame, for covering with plasterboard, installation onto a solid wall, in drywall constructions etc., 4-point fastening, fully pre-assembled, includes self-locking feet with swivel base plates and fastening set, universally adjustable, consisting of waterproof multiply laminated plywood panel with galvanised side plates, for attachment of wall plates on site, adjustment range of feet from unfinished floor level to upper edge of finished floor level: 0-200 mm, adjustment range front to wall: 135-205 mm (when mounted on wall brackets Code No. 17.257.00..T000), pre-assembled traverse, packed in a box

Further bathtub elements are possible from combinations of empty elements of different heights with corresponding modules for surface-mounted and concealed fittings.

Size h / w	Code No.	P1	P2	P3	Recmd. price/€
1120 / 525	90.681.00..T000	1	15		

Accessories:

- wall brackets (pair) Code No. 17.257.00..T000 see page 136
- sound-absorbing sets from page 150 on
- extension sets from page 135 on



Bath and shower tray element INEO

for concealed mixers

h/w/d: 1120/525/98 mm, self-supporting, powder-coated steel frame, for covering with plasterboard, installation on a solid wall, in drywall constructions etc., 4-point fastening, fully pre-assembled, includes self-locking feet with swivel base plates and fastening set, height-adjustable concealed mixer traverse consisting of waterproof, multiply laminated plywood panel with galvanised side plates, for mounting of concealed mixers on-site, adjustment range of feet from unfinished floor level to upper edge of finished floor level: 0-200 mm, adjustment range front to wall: 135-205 mm (when mounted on wall brackets Code No. 17.257.00..T000), with 1 sound-insulated wall bushing G 1/2 internal thread / G 1/2 male thread, packed in a box

Size h / w	Code No.	P1	P2	P3	Recmd. price/€
1120 / 525	90.682.00..T000	1	15		

Accessories:

- wall brackets (pair) Code No. 17.257.00..T000 see page 136
- sound-absorbing sets from page 150 on
- extension sets from page 135 on



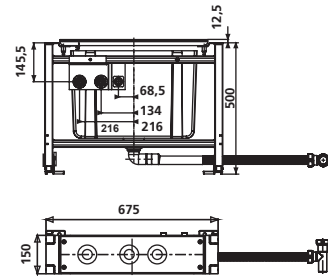

Concealed bath system frame INEO RIM

base frame next to a bath tub, to be tiled and to integrate 3-4 valves and fittings, self-supporting free-standing powder-coated frame with 4 adjustable feet for covering with plasterboard, to accommodate a hose box for the collection of dripping water of hand showers, hose box includes water connections for the dripping water and for the water supply coming from the bath drain unit, 2 angle valves G1/2 x G1/2, turnable and flexible outlet pipe DN 32, 1250 mm long, with additional junction DN 32 incl. non return flap for the dripping water connection, tilable valve and fitting support with concealed fixation, horizontally adjustable, for valves and fittings with a max. diameter of 54 mm, fixation material, packed in a box

Size l / w / h	Code No.	P1	P2	P3	Recmd. price/€
675/150/500	90.686.00..0000	1	20		

Accessories:

- waste and overflow assembly SWING PLUS from page 225 on



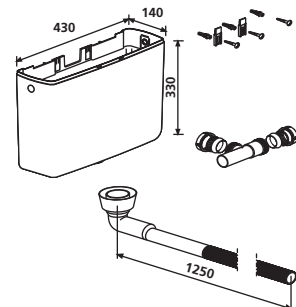
Hose box with non-return valve

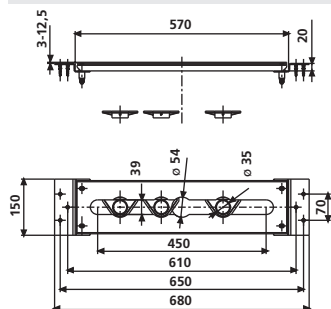
for the drainage of dripping water from hand showers at bath edge fittings, mounting on solid walls, for horizontal integration into overflow pipes of bath outlet fittings d:32, consisting of hose box with rotatable flexible outlet pipe, branch DN 32 (d:32), non-return flap, with fastenings and installation instructions, packed in a box

	Code No.	P1	P2	P3	Recmd. price/€
	17.291.00..0000	1	30		

Accessories:

- Module for concealed bath system with 3 or 4 valves and fittings
Code No. 17.290.00..0000 see page 60





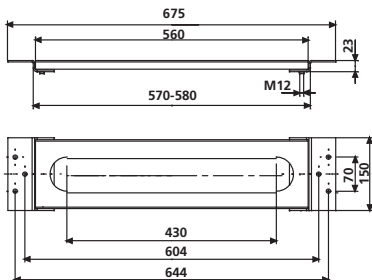
Module for concealed bath system with 3 or 4 valves and fittings

l/w/h: 680x150x20 mm for installation onto a tiled base, for solid or drywall installation, to accommodate 3-4 hole wall mountings with a shaft diameter of max. 54 mm, tilable fitting support with concealed fixing, horizontally adjustable, with fastenings and installation instructions, packed in a box

Size l / w / h	Code No.	P1	P2	P3	Recmd. price/€
680 x 150 x 20	17.290.00..0000	1			

Accessories:

- hose box with non-return valve Code No. 17.291.00..0000 see page 59



Module for concealed bath system with 3 or 4 valves and fittings

l/w/h: 675/150/23 mm, for installation onto a tiled base, for solid or drywall installation, with an infinitely adjustable diameter for the valves and fittings, with no visible cover plate fixings, support plate for valves and fitting can be adjusted horizontally, universally for 3 or 4 valves and fittings with a shaft diameter of 10–70 mm; consisting of 1 galvanised support plate for valves and fittings, galvanised mounting brackets for the support plate, 8 adjustable securing plates, 4 spring latches, fastenings and installation instructions, packed in a box

Size l / w / h	Code No.	P1	P2	P3	Recmd. price/€
675 x 150 x 23	17.244.00..0000	1	100		

DISCONTINUED MODEL – delivery while stocks last



Concealed WC module INEO IN

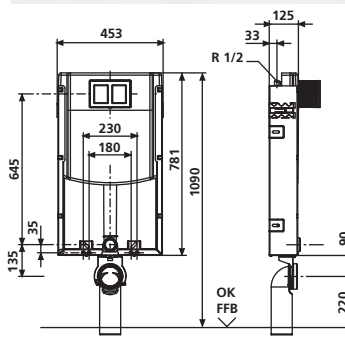
for wall-hung WC, with small access opening, front operated, for installation in/onto solid walls, comprising a U-shaped galvanised support frame with 6 fastening lugs, M12 WC fastenings, with pre-assembled SANIT concealed cistern (CC-121-S-FO-2V-2C) with insulation against condensation, with dual flush (7.5-4.5 litres / 4-2 litres), factory setting 6 and 3 litres, button function transmitted to INEO flush valve via flexible cables, connection to push plate via turn-click connection, SANIT fill valve Noise Class I, 2-part angle valve connection set R 1/2, mounting clip for drain bend 4-position adjustable, WC connecting bend 90° DN 90(d:90) with reducing sleeve DN 90(d:90)/DN 100(d:110), with protection plug, WC connection set DN 90(d:90), protection box for access opening can be cut to size, flexible hose to fill valve can be screwed by hand, incl. all fastenings, with recess block, without brackets, without push plate, packed in a box

Test mark for concealed cistern: Noise Class I, tested to DIN EN 14055

Size	Code No.	P1	P2	P3	Recmd. price/€
1090 mm	95.721.00..0000	1	24		

Accessories:

- WC flush actuators from page 70 on
- brackets for floor fixation Code No. 16.001.00..0000 see page 134
- adjustable flush reducer Code No. 05.261.00..0000 see page 146



Concealed WC module INEO FronTop 820

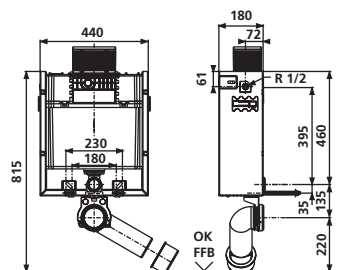
for wall-hung WCs, with small access opening, front/top-operated, size: 820 mm, for installation in/onto solid walls, comprising U-shaped galvanised support frame with 4 fastening lugs, M12 WC fastenings, with pre-assembled SANIT concealed cistern (CC-122-S-UO-2V-2C) with insulation against condensation, dual flush (6/3 l), button function transmitted to the flush valve via flexible cables, connection to push plate via turn-click connection, SANIT fill valve Noise Class I, angle valve connection set R 1/2, mounting clip for drain bend adjustable in 4 positions, WC connecting bend 90° DN 90 (d:90)/DN 100 (d:110) with protection cap, WC connection set DN 90(d:90), protection box for access opening can be cut to size, flexible hose connection to fill valve can be screwed by hand, incl. fastenings, without brackets, without push plate, packed in a box

Test marks for concealed cistern: Noise Class I, tested to DIN EN 14055

Size	Code No.	P1	P2	P3	Recmd. price/€
820 mm	95.728.00..0000	1	20		

Accessories:

- WC flush actuators from page 70 on
- brackets for floor fixation Code No. 16.001.00..0000 see page 134
- sound-absorbing sets from page 150 on
- WC connectors from page 345 on



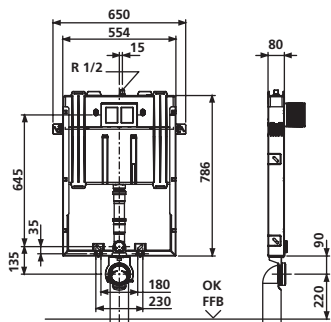
Concealed in- or pre-wall modules 2.1.



Concealed WC module INEO IN 80

for wall-hung WC, with small access opening, front operated, for installation in/onto solid walls, comprising a U-shaped galvanised support frame with 6 fastenings, M12 WC fastenings, with pre-assembled SANIT concealed cistern (CC-80-S-FO-2V-2C), insulation against condensation, depth: 8 cm, with dual flush (6-4 l/4-2 l), factory setting 6 and 3 litres, SANIT fill valve Noise Class I, 2-piece R 1/2 angle valve connection set, mounting clip for drain bend 4 positions adjustable, WC connection bend 90° DN 90(d:90) with protection plug, protection box for access opening can be cut to size, fastenings and plastering mesh, without push plate, packed in a box

Test marks for concealed cistern: Noise Class I, tested to DIN EN 14055



	Code No.	P1	P2	P3	Recmd. price/€
	95.804.00..0000	1	20		

Accessories:

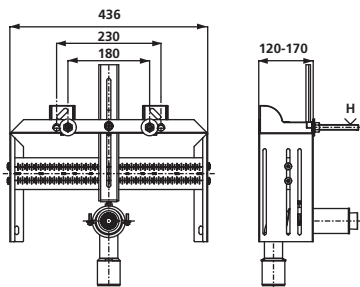
- WC flush actuators from page 70 on



Concealed bidet module 980

for installation in/onto solid walls

comprising a U-shaped galvanised support frame with 4 fastening lugs, depth of module adjustable 120–170 mm, M12 bidet fastening with caps, adjustable spacing of 180/230 mm, with multiply laminated plywood panel and scaling for mounting customers drinking water wall fittings for various pipe systems, mounting clip for PE drain bend DN 50(d:50) with rubber seal DN 50(d:50)/DN 40(d:40), including all fastenings, packed in a box

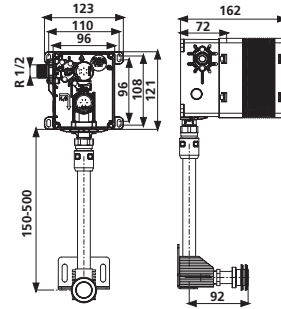


	Code No.	P1	P2	P3	Recmd. price/€
	95.950.00..0000	1	36		

Urinal mounting set

universal R 1/2 water connection, filter and valve cap with 8 mm hexagon socket, with flush pipe 500 mm, external diameter 20 mm, to be cut on site (from middle roughing-in box to middle of back urinal inlet maximum 610 mm, minimum 210 mm), with flush pipe redirection and fixing plate, with supply pipe 180 mm external diameter 20 mm to be cut on site, with urinal water supply kit comprising flush pipe and flush pipe connector for pan diameter 32-38 mm, packed in a box

	Code No.	P1	P2	P3	Recmd. price/€
	03.955.00..0000	1	50		



Concealed cistern INEO

with small access opening, front operated

SANIT concealed cistern (CC-121-S-FO-2V-2C) with insulation against condensation, with dual flush (7.5-4.5 l / 4-2 l), factory setting 6 and 3 litres, button function transmitted to INEO flush valve via flexible cables, connection to push plate via turn-click connection, flush pipe bend with protection plug, SANIT fill valve Noise Class I, 2-piece R 1/2 angle valve connection set, protection box for access opening can be cut to size, with fixing brackets, without fastenings, packed in a box

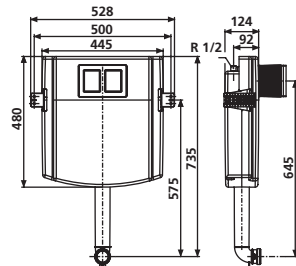
Test marks for concealed cistern: Noise Class I, tested to DIN EN 14055, KIWA




	Code No.	P1	P2	P3	Recmd. price/€
	95.720.00..0000	1	35		

Accessories:

- adjustable flush reducer Code No. 05.261.00..0000 see page 146



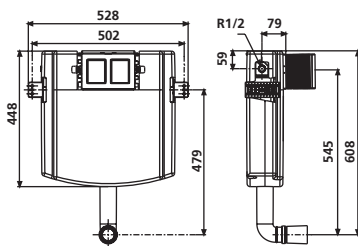


Concealed cistern INEO FronTop 985

with small access opening, front/top operated

installation height: 985 mm, SANIT concealed cistern (CC-122-S-UO-2V-2C) insulated against condensation, with dual flush (6-4.5l/4-2l), factory setting 6 and 3 litres, button function transmitted to INEO flush valve via flexible cables, connection to push plate via turn-click connection, flush pipe bend with protection cap, SANIT fill valve Noise Class I, angle valve R 1/2, protection box for access opening can be cut to size, with fixing brackets, without fastenings, packed in a box

Test marks for concealed cistern: Noise Class I, tested to DIN EN 14055



	Code No.	P1	P2	P3	Recmd. price/€
	95.726.00..0000	1	20		

Accessories:

- adjustable flush reducer Code No. 05.261.00..0000 see page 146

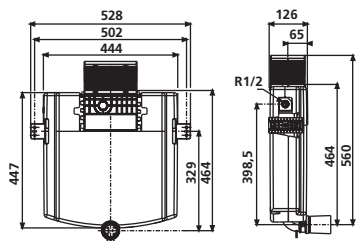


Concealed cistern INEO FronTop 820

with small access opening, front/top operated

installation height: 820 mm, SANIT concealed cistern (CC-122-S-UO-2V-2C) insulated against condensation, with dual flush (6l/3l), button function transmitted to INEO flush valve via flexible cables, connection to push plate via turn-click connection, flush pipe bend with protection cap, SANIT fill valve Noise Class I, angle valve R 1/2, protection box for access opening can be cut to size, with fixing brackets, without fastenings, packed in a box

Test marks for concealed cistern: Noise Class I, tested to DIN EN 14055



	Code No.	P1	P2	P3	Recmd. price/€
	95.725.00..0000	1	20		

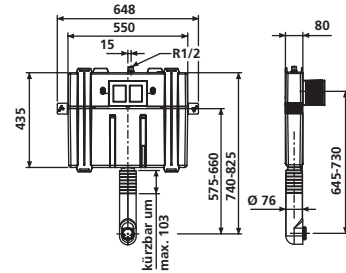


Concealed cistern INEO 80

with small access opening, front operated, SANIT concealed cistern (CC-80-S-FO-2V-2C) insulated against condensation, with dual flush (6-4 l / 4-2 l), factory setting 6 and 3 litres, button function transmitted to INEO flush valve via flexible cables, connection to push-plate via turn-click connection, adjustable flush pipe bend with insulation and protection cap, 4 fastening points, SANIT fill valve Noise Class I, 2-piece R 1/2 angle valve connection set, white flush pipe, flush pipe connector, protection cap and covering rosette, protection box for access opening can be cut to size, with fixing brackets, fastenings and plastering mesh, without push plate, packed in a box

Test marks for concealed cistern: Noise Class I, tested to DIN EN 14055, KIWA

	Code No.	P1	P2	P3	Recmd. price/€
	95.803.00..0000	1	30		

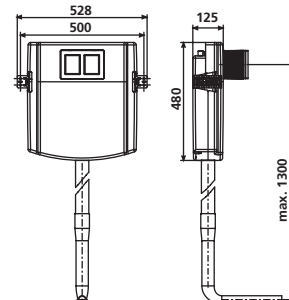


Concealed cistern INEO for squat toilet

with small access opening, front operated, SANIT concealed cistern (CC-121-S-FO-2V-2C) with insulation against condensation, with dual flush (7-4.5 l / 4-2 l), factory setting 6 and 3 litres, button function transmitted to INEO flush valve via flexible cables, connection to push plate via turn-click connection, 2-piece flush pipe, SANIT fill valve Noise Class I, 2-piece R 1/2 angle valve, protection box for access opening can be cut to size, with fixing brackets, without fastenings, packed in a box

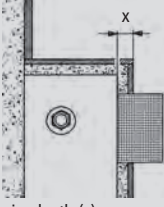




Test marks for concealed cistern: Noise Class I, tested to DIN EN 14055

	Code No.	P1	P2	P3	Recmd. price/€
	95.722.00..0000	1	18		



WC flush actuators – mechanical 2.3.

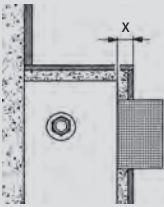




MATCHING LIST WC PUSH PLATES – small access opening

DRY INSTALLATION 1) conc.cistern: 30 mm, wet installation: 30 mm, dry installation: 25 mm 2) conc.cistern: 35 mm, wet installation: 35 mm, dry installation: 35 mm 3) from series-production status 20  min. depth (x)		INEO BRIGHT	S 701	S 703	S 704	
						
		16.750.** 16.751.** 16.752.** 16.761.**	16.701.**	16.703.**	16.704.**	
		X = 20 mm	X = 20 mm	X = 20 mm	X = 20 mm	
90.737.00..T000	CC-122-S-UO-2V-2C	■	■	■	■	
90.738.00..T000	CC-122-S-UO-2V-2C	■	■	■	■	
90.724.00..T000	CC-121-S-FO-2V-2C	■	■	■	■	
90.725.00..T000	CC-121-S-FO-2V-2C	■	■	■	■	
90.726.00..T000	CC-121-S-FO-2V-2C	■	■	■	■	
90.732.00..T000	CC-121-S-FO-2V-2C	■	■	■	■	
90.733.00..xxxx	CC-121-S-FO-2V-2C	■	■	■	■	
90.735.00..T000	CC-121-S-FO-2V-2C	■	■	■	■	
90.774.00..T000	CC-121-S-FO-2V-2C	■	■	■	■	
90.730.00..xxxx	CC-121-S-UO-2V-2C	■	■	■	■	
90.731.00..xxxx	CC-121-S-UO-2V-2C	■	■	■	■	
90.651.00..T000	CC-150-S-FO-2V-2C	■ ³⁾	■	■	■	
90.659.00..0000	CC-150-S-FO-2V-2C	■ ³⁾	■	■	■	
90.699.00..0000	CC-200-S-FO-2V-2C	■ ³⁾	■	■	■	
90.804.00..0000	CC-80-S-FO-2V-2C	■	■	■	■	
90.803.00..0000*	CC-80-S-FO-2V-2C	■	■	■	■	
90.720.00..xxxx*	CC-121-S-FO-2V-2C	■	■	■	■	
90.721.00..xxxx*	CC-121-S-FO-2V-2C	■	■	■	■	
90.771.00..0000*	CC-121-S-FO-2V-2C	■	■	■	■	
90.702.00..T000*	CC-150-S-UO-2V-2C	■ ³⁾	■	■	■	
90.703.00..T000*	CC-150-S-UO-2V-2C	■ ³⁾	■	■	■	
90.701.00..xxxx*	CC-150-S-FO-2V-2C	■ ³⁾	■	■	■	
90.705.00..xxxx*	CC-150-S-FO-2V-2C	■ ³⁾	■	■	■	
90.706.00..T000*	CC-150-S-FO-2V-2C	■ ³⁾	■	■	■	
90.707.00..xxxx*	CC-150-S-FO-2V-2C	■ ³⁾	■	■	■	
90.708.00..T000*	CC-150-S-FO-2V-2C	■ ³⁾	■	■	■	
90.709.00..T000*	CC-150-S-FO-2V-2C	■ ³⁾	■	■	■	
90.750.00..0000*	CC-150-S-FO-2V-2C	■ ³⁾	■	■	■	
90.751.00..xxxx*	CC-150-S-FO-2V-2C	■ ³⁾	■	■	■	

* These products are no longer available. New push plates can be retrofitted

WC flush actuators – mechanical 2.3.








MATCHING LIST WC PUSH PLATES – small access opening

WET INSTALLATION		INEO BRIGHT	S 701	S 703	S 704	
1) conc.cistern: 30 mm, wet installation: 30 mm, dry installation: 25 mm 2) conc.cistern: 35 mm, wet installation: 35 mm, dry installation: 35 mm 3) from series-production status 20						
 min. depth (x)		 16.750.** 16.751.** 16.752.** 16.761.**	 16.701.**	 16.703.**	 16.704.**	
		X = 20 mm	X = 20 mm	X = 20 mm	X = 20 mm	
95.725.00..0000	CC-122-S-UO-2V-2C	■	■	■	■	
95.726.00..0000	CC-122-S-UO-2V-2C	■	■	■	■	
95.728.00..0000	CC-122-S-UO-2V-2C	■	■	■	■	
95.720.00..0000	CC-121-S-FO-2V-2C	■	■	■	■	
95.721.00..0000	CC-121-S-FO-2V-2C	■	■	■	■	
95.771.00..0000	CC-121-S-FO-2V-2C	■	■	■	■	
98.704.00..0000	CC-120-S-FO-2V-2C	■ ³⁾	■	■	■	
95.804.00..0000	CC-80-S-FO-2V-2C	■	■	■	■	
95.803.00..0000	CC-80-S-FO-2V-2C	■	■	■	■	
95.701.00..xxxx*	CC-150-S-FO-2V-2C	■ ³⁾	■	■	■	
95.706.00..0000*	CC-150-S-FO-2V-2C	■ ³⁾	■	■	■	
95.703.00..0000*	CC-150-S-UO-2V-2C	■ ³⁾	■	■	■	
95.704.00..0000*	CC-120-S-FO-2V-2C	■ ³⁾	■	■	■	
98.705.00..0000*	CC-120-S-FO-2V-2C	■ ³⁾	■	■	■	
95.770.00..0000*	CC-120-S-FO-2V-2C	■ ³⁾	■	■	■	
95.771.00..0000*	CC-121-S-FO-2V-2C	■	■	■	■	
95.702.00..0000*	CC-150-S-UO-2V-2C	■ ³⁾	■	■	■	
95.709.00..0000*	CC-150-S-UO-2V-2C	■ ³⁾	■	■	■	

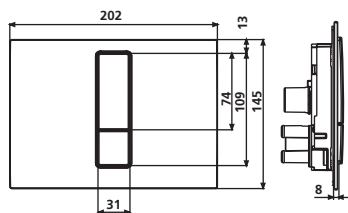
* These products are no longer available. New push plates can be retrofitted



MATCHING LIST WC PUSH PLATES – small access opening

S 706	S 706 flush mounted	S 707	LOS	LIS	SWING	HELA
						
16.706.**	16.720-721.** 16.726.** 16.732.**	16.707.**	16.733.**	16.734.** only front operated!	16.735.**	16.736.**
X = 20 mm	X = 20 mm	X = 20 mm	X = 20 mm	1) X = 25/30 mm	2) X = 30/35 mm	X = 20 mm
■	■	■	■		■	■
■	■	■	■		■	■
■	■	■	■		■	■
■	■	■	■	■	■	■
■	■	■	■	■	■	■
■	■	■	■	■	■	■
■	■					
■	■	■	■			■
■	■	■	■			■
■	■	■	■			
■	■	■	■			
■	■	■	■	■ ³⁾	■ ³⁾	■ ³⁾
■	■	■	■ ³⁾	■ ³⁾	■ ³⁾	■ ³⁾
■	■	■	■ ³⁾	■ ³⁾	■ ³⁾	■ ³⁾
■	■	■	■			
■	■	■	■			
■	■	■	■	■	■	■
■	■	■	■ ³⁾		■ ³⁾	■ ³⁾
■	■	■	■ ³⁾		■ ³⁾	■ ³⁾

NEW

**Push plate INEO BRIGHT**

I/w/h: **202/145/10 mm**, for concealed cisterns with small access opening, dual flush, consisting of actuator element incl. chromed decorative frame, cover plate and fixing bolts, packed in a box

Material: plastic or thermosetting plastic (scratch-resistant surface)

Suitable for the following **SANIT** concealed cisterns:

CC-80-S-FO-2V-2C CC-122-S-UO-2V-2C CC-200-S-FO-2V-2C ³⁾

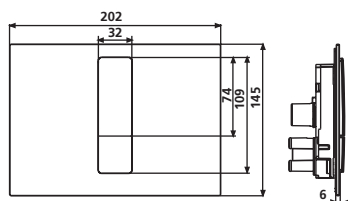
CC-120-S-FO-2V-2C ³⁾ CC-150-S-UO-2V-2C ³⁾

CC-121-S-FO-2V-2C CC-150-S-FO-2V-2C ³⁾

³⁾ from series-production status 20

Material plastic	Code No.	P1	P2	P3	Recmd. price/€
alpine white	16.750.01..0000	1	14	448	
chrome	16.750.81..0000	1	14	448	
matt chrome	16.750.93..0000	1	14	448	
Material thermo-setting plastic	Code No.	P1	P2	P3	Recmd. price/€
alpine white	16.751.01..0000	1	14	448	
black	16.751.82..0000	1	14	448	

NEW

**Push plate INEO BRIGHT**

I/w/h: **202/145/10 mm**, for concealed cisterns with small access opening, dual flush, consisting of actuator element in brushed stainless steel look, cover plate and fixing bolts, packed in a box

Material: glass or stainless steel

Suitable for the following **SANIT** concealed cisterns:

CC-80-S-FO-2V-2C CC-122-S-UO-2V-2C CC-200-S-FO-2V-2C ³⁾

CC-120-S-FO-2V-2C ³⁾ CC-150-S-UO-2V-2C ³⁾

CC-121-S-FO-2V-2C CC-150-S-FO-2V-2C ³⁾

³⁾ from series-production status 20

Material glass	Code No.	P1	P2	P3	Recmd. price/€
white	16.752.01..0000	1	14	448	
black	16.752.C8..0000	1	14	448	
anthracite	16.752.41..0000	1	14	448	
Material brushed stainless steel	Code No.	P1	P2	P3	Recmd. price/€
	16.761.00..0000	1	14	448	

Push plate LOS

l/w/h: 205/145/10 mm, plastic, wall-mounted, rectangular design with flush push buttons, flat design, for concealed cisterns with small access opening, dual flush, actuation distance of cable actuator: 14 mm, consisting of actuator frame, push buttons and fastening bolts, packed in a box

Suitable for the following SANIT concealed cisterns:

CC-150-S-UO-2V-2C from series-production 20

CC-150-S-FO-2V-2C from series-production 20

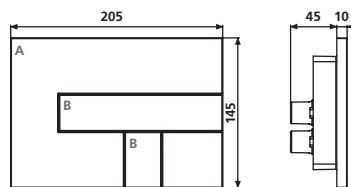
CC-122-S-UO-2V-2C

CC-121-S-FO-2V-2C from series-production 0

CC-121-S-UO-2V-2C from series-production 0

CC-80-S-FO-2V-2C from series-production 0

Colour Base plate Pair of buttons	Code No.	P1	P2	P3	Recmd. price/€
alpine white	16.733.00..0012	1	14	448	
black	16.733.00..0010	1	14	448	
chrome	16.733.00..0001	1	14	448	
matt chrome	16.733.00..0003	1	14	448	




A. Base plate

B. Pair of buttons

Different colour combinations possible for A and B

Combinations

Base plate	Pair of buttons	Code No.	P1	P2	P3	Recmd. price/€
alpine white	chrome	16.733.00..0014	1	14	448	
alpine white	black	16.733.00..0007	1	14	448	
alpine white	matt chrome	16.733.00..0002	1	14	448	
black	alpine white	16.733.00..0013	1	14	448	
black	chrome	16.733.00..0015	1	14	448	
black	matt chrome	16.733.00..0008	1	14	448	
chrome	alpine white	16.733.00..0016	1	14	448	
chrome	black	16.733.00..0009	1	14	448	
chrome	matt chrome	16.733.00..0011	1	14	448	
matt chrome	alpine white	16.733.00..0004	1	14	448	
matt chrome	black	16.733.00..0006	1	14	448	
matt chrome	chrome	16.733.00..0005	1	14	448	



Push plate LIS with illumination

flush mounted, l/w/h: 182/214/1.5 mm, available in various materials, for concealed cisterns with small access opening, dual flush, actuation distance of cable actuator: 14 mm, consisting of finishing set with compact metal frame (high gloss chromium plated) and illumination sensor, design element, plastic push buttons, fixing bolts and power supply 230 V AC / 12 V DC, packed in a box

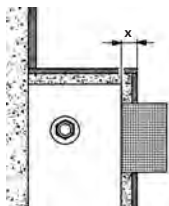
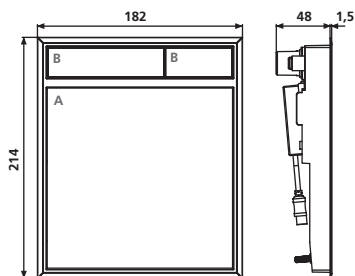
Suitable for the following SANIT concealed cisterns only with LIS roughing-in set:

CC-150-S-UO-2V-2C from series-production 20

CC-150-S-FO-2V-2C from series-production 20

CC-121-S-FO-2V-2C from series-production 0

Note: roughing-in set, Code No. 05.077.00..0000 to be ordered separately, see page 76



X – min. depth
conc. cistern: 30 mm
wet installation: 30 mm
dry installation: 25 mm

A. Base plate, B. Pair of buttons
Different colour combinations possible for A and B

Combinations for push plate LIS with illumination

Base plate	Pair of buttons	Code No.	P1	P2	P3	Recmd. price/€
white glass	alpine white	16.734.00..0052	1	3	96	
white glass	black	16.734.00..0029	1	3	96	
white glass	chrome	16.734.00..0025	1	3	96	
white glass	matt chrome	16.734.00..0011	1	3	96	
black glass	alpine white	16.734.00..0034	1	3	96	
black glass	black	16.734.00..0014	1	3	96	
black glass	chrome	16.734.00..0001	1	3	96	
black glass	matt chrome	16.734.00..0039	1	3	96	
red glass	alpine white	16.734.00..0049	1	3	96	
red glass	black	16.734.00..0060	1	3	96	
red glass	chrome	16.734.00..0043	1	3	96	
red glass	matt chrome	16.734.00..0061	1	3	96	



Combinations for push plate LIS with illumination

Base plate	Pair of buttons	Code No.	P1	P2	P3	Recmd. price/€
silver grey glass	alpine white	16.734.00..0056	1	3	96	
silver grey glass	black	16.734.00..0036	1	3	96	
silver grey glass	chrome	16.734.00..0015	1	3	96	
silver grey glass	matt chrome	16.734.00..0008	1	3	96	
anthracite glass	alpine white	16.734.00..0033	1	3	96	
anthracite glass	black	16.734.00..0050	1	3	96	
anthracite glass	chrome	16.734.00..0020	1	3	96	
anthracite glass	matt chrome	16.734.00..0006	1	3	96	
slate grey	alpine white	16.734.00..0019	1	3	96	
slate grey	black	16.734.00..0004	1	3	96	
slate grey	chrome	16.734.00..0064	1	3	96	
slate grey	matt chrome	16.734.00..0028	1	3	96	
granite black	alpine white	16.734.00..0040	1	3	96	
granite black	black	16.734.00..0054	1	3	96	
granite black	chrome	16.734.00..0044	1	3	96	
granite black	matt chrome	16.734.00..0055	1	3	96	
Push plate LIS without design element for customised effect	alpine white	16.734.00..0057	1	3	96	
	black	16.734.00..0037	1	3	96	
	chrome	16.734.00..0024	1	3	96	
	matt chrome	16.734.00..0018	1	3	96	



Push plate LIS without illumination

flush mounted, l/w/h: 182/214/1.5 mm, available in various materials, for concealed cisterns with small access opening, dual flush, actuation distance of cable actuator: 14 mm, consisting of finishing set with compact metal frame (high gloss chromium plated) design element, plastic push buttons and fixing bolts, packed in a box

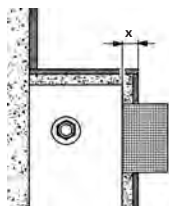
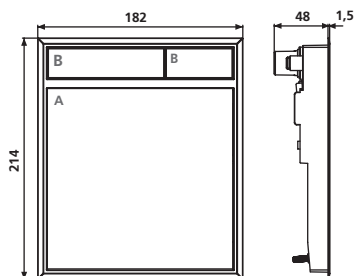
Suitable for the following SANIT concealed cisterns only with LIS roughing-in set:

CC-150-S-UO-2V-2C from series-production 20

CC-150-S-FO-2V-2C from series-production 20

CC-121-S-FO-2V-2C from series-production 0

Note: roughing-in set, Code No. 05.077.00..0000 to be ordered separately, see page 76



X – min. depth
conc. cistern: 30 mm
wet installation: 30 mm
dry installation: 25 mm

A. Base plate, B. Pair of buttons

Different colour combinations possible for A and B

Combinations for push plate LIS without illumination

Base plate	Pair of buttons	Code No.	P1	P2	P3	Recmd. price/€
white glass	alpine white	16.734.00..0010	1	3	96	
white glass	black	16.734.00..0032	1	3	96	
white glass	chrome	16.734.00..0063	1	3	96	
white glass	matt chrome	16.734.00..0062	1	3	96	
black glass	alpine white	16.734.00..0030	1	3	96	
black glass	black	16.734.00..0003	1	3	96	
black glass	chrome	16.734.00..0046	1	3	96	
black glass	matt chrome	16.734.00..0059	1	3	96	
red glass	alpine white	16.734.00..0026	1	3	96	
red glass	black	16.734.00..0038	1	3	96	
red glass	chrome	16.734.00..0002	1	3	96	
red glass	matt chrome	16.734.00..0051	1	3	96	



Combinations for push plate LIS without illumination

Base plate	Pair of buttons	Code No.	P1	P2	P3	Recmd. price/€
silver grey glass	alpine white	16.734.00..0017	1	3	96	
silver grey glass	black	16.734.00..0048	1	3	96	
silver grey glass	chrome	16.734.00..0005	1	3	96	
silver grey glass	matt chrome	16.734.00..0042	1	3	96	
anthracite glass	alpine white	16.734.00..0021	1	3	96	
anthracite glass	black	16.734.00..0031	1	3	96	
anthracite glass	chrome	16.734.00..0013	1	3	96	
anthracite glass	matt chrome	16.734.00..0041	1	3	96	
slate grey	alpine white	16.734.00..0012	1	3	96	
slate grey	black	16.734.00..0053	1	3	96	
slate grey	chrome	16.734.00..0045	1	3	96	
slate grey	matt chrome	16.734.00..0023	1	3	96	
granite black	alpine white	16.734.00..0022	1	3	96	
granite black	black	16.734.00..0035	1	3	96	
granite black	chrome	16.734.00..0009	1	3	96	
granite black	matt chrome	16.734.00..0058	1	3	96	
Push plate LIS without design element for customised effect	alpine white	16.734.00..0016	1	3	96	
	black	16.734.00..0027	1	3	96	
	chrome	16.734.00..0047	1	3	96	
	matt chrome	16.734.00..0007	1	3	96	



Roughing-in set for push plate LIS

For SANIT concealed cisterns with small access opening, consisting of protection for enlarged cut-out tile section, concealed socket for drywall installation, d(a): 72.5 mm, depth 73 mm, with plastic cover d: 84 mm, white and screws, with 1.7 m empty pipe including pull cord, packed in a box

Suitable for the following SANIT concealed cisterns:

CC-150-S-UO-2V-2C from series-production 20

CC-150-S-FO-2V-2C from series-production 20

CC-121-S-FO-2V-2C from series-production 0

	Code No.	P1	P2	P3	Recmd. price/€
	05.077.00..0000	1	120		



Push plate SWING

Flush mounted

l/w/h: 182/122/1.5 mm, plastic, for concealed cisterns with small access opening, dual flush, actuation distance of cable actuator: 14 mm, consisting of compact metal frame (high gloss chromium plated), push button with rocker function for large or small flush, with fixing bolts, packed in a box

Suitable for the following SANIT concealed cisterns:

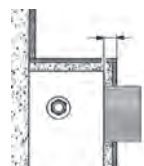
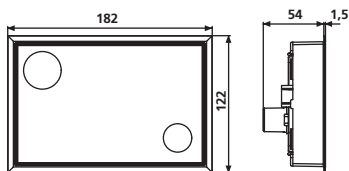
CC-150-S-UO-2V-2C from series-production 20

CC-150-S-FO-2V-2C from series-production 20

CC-122-S-UO-2V-2C

CC-121-S-FO-2V-2C from series-production 0

CC-121-S-UO-2V-2C from series-production 0



X – min. depth
conc. cistern: 35 mm
wet installation: 35 mm
dry installation: 30 mm

Colour	Code No.	P1	P2	P3	Recmd. price/€
alpine white	16.735.00..0002	1	8	256	
black	16.735.00..0001	1	8	256	
chrome	16.735.00..0003	1	8	256	
matt chrome	16.735.00..0004	1	8	256	

Push plate SWING – brushed stainless steel

Flush mounted

l/w/h: 182/122/1.5 mm, for concealed cisterns with small access opening, dual flush, actuation distance of cable actuator: 14 mm, consisting of compact metal frame and push button with rocker function for large or small flush, with fixing bolts, packed in a box

Suitable for the following SANIT concealed cisterns:

CC-150-S-UO-2V-2C from series-production 20

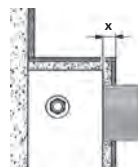
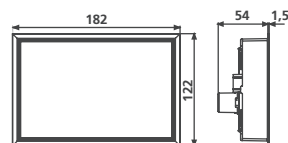
CC-150-S-FO-2V-2C from series-production 20

CC-122-S-UO-2V-2C

CC-121-S-FO-2V-2C from series-production 0

CC-121-S-UO-2V-2C from series-production 0

Material	Code No.	P1	P2	P3	Recmd. price/€
brushed stainless steel	16.735.00..S000	1	8	256	



X – min. depth
conc. cistern: 35 mm
wet installation: 35 mm
dry installation: 30 mm

Push plate SWING with SANPURE® coating

Flush mounted

l/w/h: 182/122/1.5 mm, brushed stainless steel, coating prevents the multiplication of dangerous germs between cleaning cycles, lifelong antibacterial effectiveness, physiologically harmless (biocompatibility according to DIN EN ISO 10993-5), chemically resistant to conventional cleaners and disinfection measures, for concealed cisterns with small access opening, dual flush, actuation distance of cable actuator: 14 mm, consisting of compact metal frame and push button with rocker function for large or small flush, with fixing bolts, packed in a box

Suitable for the following SANIT concealed cisterns:

CC-121-S-FO-2V-2C from series-production 0

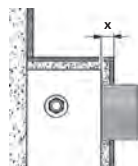
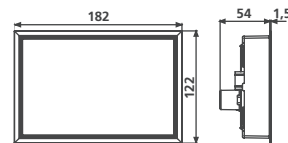
CC-121-S-UO-2V-2C from series-production 0

CC-122-S-UO-2V-2C

CC-150-S-UO-2V-2C from series-production 20

CC-150-S-FO-2V-2C from series-production 20

Material	Code No.	P1	P2	P3	Recmd. price/€
brushed stainless steel	16.735.00..S100	1	8	256	



X – min. depth
conc. cistern: 35 mm
wet installation: 35 mm
dry installation: 30 mm



Push plate HELA

l/w/h: 208/136/13 mm, plastic, for concealed cisterns with small access opening, dual flush, wall-mounted, 3-part wave design with 6 mm raised push buttons, actuation distance of cable actuator: 14 mm, consisting of actuator frame, push buttons, design element and fixing bolts, packed in a box

Suitable for the following SANIT concealed cisterns:

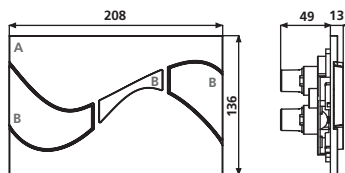
CC-150-S-UO-2V-2C from series-production 20

CC-150-S-FO-2V-2C from series-production 20

CC-122-S-UO-2V-2C

CC-121-S-FO-2V-2C from series-production 0

CC-80-S-FO-2V-2C from series-production 0



A. Base plate, B. Buttons/middle section
Different colour combinations possible for A and B

Colour	Code No.	P1	P2	P3	Recmd. price/€
alpine white	16.736.00..0005	1	14	448	
black	16.736.00..0011	1	14	448	
chrome	16.736.00..0015	1	14	448	
matt chrome	16.736.00..0012	1	14	448	

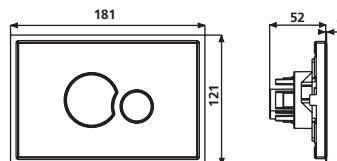

DISCONTINUED MODEL – delivery while stocks last

Push plate SG 706, glass**Flush mounted**

l/w/h: 181/121/1 mm, glass, for concealed cisterns with small access opening, dual flush, consisting of glass push buttons and actuator frame, polished stainless steel frame and fixing bolts, packed in a box

Suitable for the following SANIT concealed cisterns:


CC-200-S-FO-2V-2C
 CC-150-S-FO-2V-2C
 CC-150-S-UO-2V-2C
 CC-122-S-UO-2V-2C
 CC-121-S-FO-2V-2C
 CC-121-S-UO-2V-2C
 CC-120-S-FO-2V-2C
 CC-80-S-FO-2V-2C



Colour	Code No.	P1	P2	P3	Recmd. price/€
white	16.720.C9..0000	1	8	256	
black	16.721.C8..0000	1	8	256	

Accessories:

- WC retrofit blind frame 10 mm see page 163



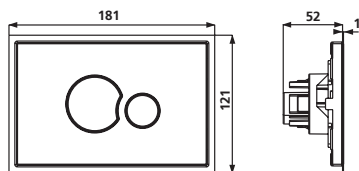
Push plate SG 706, Frame – glass / buttons – plastic

Flush mounted

l/w/h: 181/121/1 mm, glass/plastic, for concealed cisterns with small access opening, dual flush, consisting of plastic push buttons, glass actuator frame, polished stainless steel frame and fixing bolts, packed in a box

Suitable for the following SANIT concealed cisterns:

CC-200-S-FO-2V-2C
 CC-150-S-UO-2V-2C
 CC-150-S-FO-2V-2C
 CC-122-S-UO-2V-2C
 CC-121-S-FO-2V-2C
 CC-121-S-UO-2V-2C
 CC-120-S-FO-2V-2C
 CC-80-S-FO-2V-2C



Colour frame / buttons	Code No.	P1	P2	P3	Recmd. price/€
white/alpine white	16.720.01..0000	1	8	256	
black/alpine white	16.721.01..0000*	1	8	256	
white/chrome	16.720.81..0000	1	8	256	
black/chrome	16.721.81..0000	1	8	256	
white/matt chrome	16.720.93..0000	1	8	256	
black/matt chrome	16.721.93..0000*	1	8	256	

* DISCONTINUED MODEL – delivery while stocks last

Accessories:

- WC retrofit blind frame 10 mm see page 163

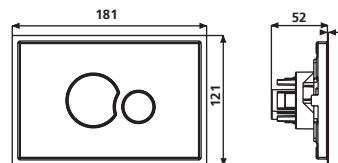

Push plate SK 706 – plastic**Flush mounted**

l/w/h: 181/121/1 mm, plastic, for concealed cisterns with small access opening, dual flush, consisting of plastic push buttons and actuator frame, polished stainless steel frame and fixing bolts, packed in a box

Suitable for the following SANIT concealed cisterns

CC-200-S-FO-2V-2C	CC-121-S-FO-2V-2C
CC-150-S-FO-2V-2C	CC-121-S-UO-2V-2C
CC-150-S-UO-2V-2C	CC-120-S-FO-2V-2C
CC-122-S-UO-2V-2C	CC-80-S-FO-2V-2C

Colour	Code No.	P1	P2	P3	Recmd. price/€
alpine white	16.726.01..0000	1	8	256	
chrome	16.726.81..0000	1	8	256	
black	16.726.82..0000	1	8	256	
matt chrome	16.726.93..0000	1	8	256	
Combination Bi-/Tricolor	16.726.BI..0000	1			

**Accessories:**

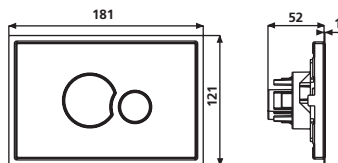
- WC retrofit blind frame 10 mm see page 163

Push plate SE 706 – brushed stainless steel**Flush mounted**

l/w/h: 181/121/1 mm, for concealed cisterns with small access opening, dual flush, consisting of stainless steel push buttons and actuator frame, brushed stainless steel frame and fixing bolts, packed in a box

Suitable for the following SANIT concealed cisterns:


CC-200-S-FO-2V-2C	CC-121-S-FO-2V-2C
CC-150-S-FO-2V-2C	CC-121-S-UO-2V-2C
CC-150-S-UO-2V-2C	CC-120-S-FO-2V-2C
CC-122-S-UO-2V-2C	CC-80-S-FO-2V-2C



Colour	Code No.	P1	P2	P3	Recmd. price/€
brushed stainless steel	16.732.00..0000	1	8	256	

Accessories:

- WC retrofit blind frame 10 mm see page 163

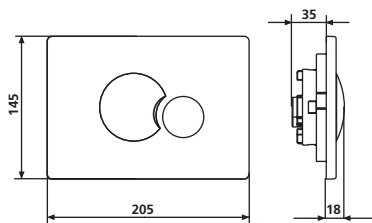


Push plate S 706

l/w/h: 205/145/18 mm, plastic, for concealed cisterns with small access opening, dual flush, consisting of push buttons, actuator frame, support bracket and fixing bolts, packed in a box

Suitable for the following SANIT concealed cisterns:

CC-200-S-FO-2V-2C
 CC-150-S-UO-2V-2C
 CC-150-S-FO-2V-2C
 CC-122-S-UO-2V-2C
 CC-121-S-FO-2V-2C
 CC-121-S-UO-2V-2C
 CC-120-S-FO-2V-2C
 CC-80-S-FO-2V-2C



Colour	Code No.	P1	P2	P3	Recmd. price/€
alpine white	16.706.01..0000	1	14	448	
bahama beige	16.706.04..0000	1	14	448	
manhattan	16.706.66..0000	1	14	448	
pergamon	16.706.86..0000	1	14	448	
chrome	16.706.81..0000	1	14	448	
matt chrome	16.706.93..0000	1	14	448	
brushed bronze	16.706.D2..0000	1	14	448	

Push plate S 707

l/w/h: 205/145/11 mm, plastic, for concealed cisterns with small access opening, dual flush front/top-operated, consisting of push buttons, actuator frame, support bracket and fixing bolts, packed in a box

Suitable for the following SANIT concealed cisterns:

CC-200-S-FO-2V-2C

CC-150-S-UO-2V-2C

CC-150-S-FO-2V-2C

CC-122-S-UO-2V-2C

CC-121-S-FO-2V-2C

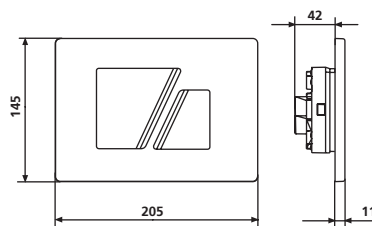
CC-121-S-UO-2V-2C

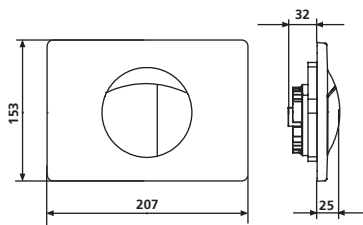
CC-120-S-FO-2V-2C

CC-80-S-FO-2V-2C

Colour	Code No.	P1	P2	P3	Recmd. price/€
alpine white	16.707.01..0000	1	14	448	
chrome	16.707.81..0000	1	14	448	
matt chrome	16.707.93..0000	1	14	448	

DISCONTINUED MODEL





Push plate S 701

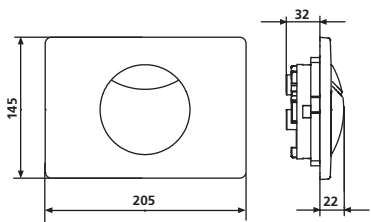
l/w/h: 207/153/25 mm, plastic, for concealed cisterns with small access opening, dual flush, front/top-operated, consisting of push buttons, actuator frame, support bracket and fixing bolts, packed in a box

Suitable for the following SANIT concealed cisterns:

CC-200-S-FO-2V-2C	CC-121-S-FO-2V-2C
CC-150-S-FO-2V-2C	CC-121-S-UO-2V-2C
CC-150-S-UO-2V-2C	CC-120-S-FO-2V-2C
CC-122-S-UO-2V-2C	CC-80-S-FO-2V-2C

Colour	Code No.	P1	P2	P3	Recmd. price/€
alpine white	16.701.01..0000	1	14	448	
chrome	16.701.81..0000	1	14	448	
matt chrome	16.701.93..0000	1	14	448	

DISCONTINUED MODEL



Push plate S 703

l/w/h: 205/145/22 mm, plastic, for concealed cisterns with small access opening, dual flush, front/top-operated, consisting of push buttons, actuator frame, support bracket and fixing bolts, packed in a box

Suitable for the following SANIT concealed cisterns:

CC-200-S-FO-2V-2C	CC-121-S-FO-2V-2C
CC-150-S-UO-2V-2C	CC-121-S-UO-2V-2C
CC-150-S-FO-2V-2C	CC-120-S-FO-2V-2C
CC-122-S-UO-2V-2C	CC-80-S-FO-2V-2C

Colour	Code No.	P1	P2	P3	Recmd. price/€
alpine white	16.703.01..0000	1	14	448	
chrome	16.703.81..0000	1	14	448	
matt chrome	16.703.93..0000	1	14	448	
brushed stainless steel	16.703.00..0000	1	14	448	
brushed stainless steel*	16.703.00..S000	1	14	448	

* Push plate with security screw

DISCONTINUED MODEL

Push plate S 704

l/w/h: 207/143/22 mm, brushed stainless steel or plastic, for concealed cisterns with small access opening, dual flush, front/top-operated, consisting of push button, actuator frame, support bracket, fixing bolts and security screw, packed in a box

Suitable for the following SANIT concealed cisterns:

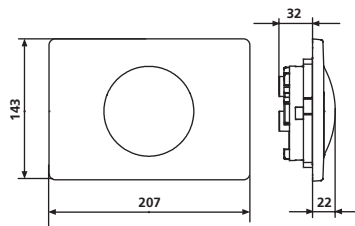
CC-200-S-FO-2V-2C	CC-121-S-FO-2V-2C
CC-150-S-FO-2V-2C	CC-121-S-UO-2V-2C
CC-150-S-UO-2V-2C	CC-120-S-FO-2V-2C
CC-122-S-UO-2V-2C	CC-80-S-FO-2V-2C

Colour	Code No.	P1	P2	P3	Recmd. price/€
brushed stainless steel*	16.704.00..0000	1	14	448	
alpine white	16.704.01..0000	1	14	448	

* Push plate with security screw

Accessories:

- battery compartment Code No. 03.161.00..0000 see page 141



Push plate S 706 for nursery schools

l/w/h: 205/145/18 mm, plastic, for concealed cisterns with small access opening, dual flush, consisting of push buttons, actuator frame, support bracket and fixing bolts, packed in a box

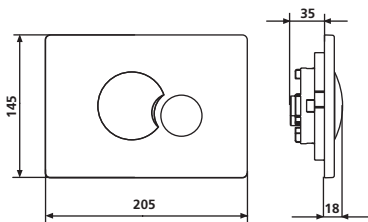

Suitable for the following SANIT concealed cisterns:

CC-200-S-FO-2V-2C	CC-121-S-FO-2V-2C
CC-150-S-FO-2V-2C	CC-121-S-UO-2V-2C
CC-150-S-UO-2V-2C	CC-120-S-FO-2V-2C
CC-122-S-UO-2V-2C	CC-80-S-FO-2V-2C

Note: For children's WC seat see page 368

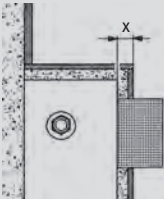



1. Frame alpine white / push buttons ultramarine RAL 5002
2. Frame alpine white / push buttons red RAL 3003
3. Frame alpine white / push buttons yellow RAL 1023
4. Frame alpine white / push buttons green RAL 6032

Colour frame / buttons	Code No.	P1	P2	P3	Recmd. price/€
1. alpine white/ ultramarine	16.706.72..K000	1	14	448	
2. alpine white/red	16.706.84..K000	1	14	448	
3. alpine white/ yellow	16.706.G5..K000	1	14	448	
4. alpine white/ green	16.706.L6..K000	1	14	448	



WC flush actuators – electronic 2.3.

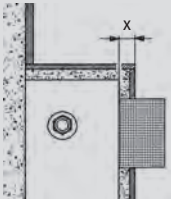



MATCHING LIST WC PUSH PLATES – small access opening

DRY INSTALLATION		S 705	S 705	INEO SCOP
 <p>min. depth (x)</p>		 <p>long sensor range 16.741.** only front operated!</p> <p>X = 20 mm</p>	 <p>short sensor range 16.742.**</p> <p>X = 20 mm</p>	 <p>16.746.C8..0000 only front operated!</p> <p>X = 20 mm</p>
90.737.00..T000	CC-122-S-UO-2V-2C		■	
90.738.00..T000	CC-122-S-UO-2V-2C		■	
90.724.00..T000	CC-121-S-FO-2V-2C	■	■	■
90.725.00..T000	CC-121-S-FO-2V-2C	■	■	■
90.726.00..T000	CC-121-S-FO-2V-2C	■	■	■
90.732.00..T000	CC-121-S-FO-2V-2C	■	■	■
90.733.00..xxxx	CC-121-S-FO-2V-2C	■	■	■
90.735.00..T000	CC-121-S-FO-2V-2C		■	■
90.774.00..T000	CC-121-S-FO-2V-2C	■	■	■
90.730.00..xxxx	CC-121-S-UO-2V-2C	■	■	■
90.731.00..xxxx	CC-121-S-UO-2V-2C	■	■	■
90.651.00..T000	CC-150-S-FO-2V-2C			
90.659.00..0000	CC-150-S-FO-2V-2C			
90.699.00..0000	CC-200-S-FO-2V-2C			
90.804.00..0000	CC-80-S-FO-2V-2C	■	■	■
90.803.00..0000*	CC-80-S-FO-2V-2C	■	■	■
90.720.00..xxxx*	CC-121-S-FO-2V-2C	■	■	■
90.721.00..xxxx*	CC-121-S-FO-2V-2C	■	■	■
90.771.00..0000*	CC-121-S-FO-2V-2C	■	■	■
90.702.00..T000*	CC-150-S-UO-2V-2C	■	■	■
90.703.00..T000*	CC-150-S-UO-2V-2C			
90.701.00..xxxx*	CC-150-S-FO-2V-2C			
90.705.00..xxxx*	CC-150-S-FO-2V-2C			
90.706.00..T000*	CC-150-S-FO-2V-2C			
90.707.00..xxxx*	CC-150-S-FO-2V-2C			
90.708.00..T000*	CC-150-S-FO-2V-2C			
90.709.00..T000*	CC-150-S-FO-2V-2C			
90.750.00..0000*	CC-150-S-FO-2V-2C			
90.751.00..xxxx*	CC-150-S-FO-2V-2C			

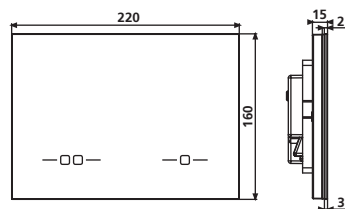

* These products are no longer available. New push plates can be retrofitted



MATCHING LIST WC PUSH PLATES – small access opening

WET INSTALLATION		S 705	S 705	INEO SCOP
				
min. depth (x)		long sensor range 16.741.** only front operated! X = 20 mm	short sensor range 16.742.** X = 20 mm	16.746.C8..0000 only front operated! X = 20 mm
95.725.00..0000	CC-122-S-UO-2V-2C		■	
95.726.00..0000	CC-122-S-UO-2V-2C		■	
95.728.00..0000	CC-122-S-UO-2V-2C		■	
95.720.00..0000	CC-121-S-FO-2V-2C	■	■	■
95.721.00..0000	CC-121-S-FO-2V-2C	■	■	■
95.771.00..0000	CC-121-S-FO-2V-2C	■	■	■
98.704.00..0000	CC-120-S-FO-2V-2C			
95.804.00..0000	CC-80-S-FO-2V-2C	■	■	■
95.803.00..0000	CC-80-S-FO-2V-2C	■	■	■
95.701.00..xxxx*	CC-150-S-FO-2V-2C	■	■	
95.706.00..0000*	CC-150-S-FO-2V-2C	■	■	
95.703.00..0000*	CC-150-S-UO-2V-2C	■	■	
95.704.00..0000*	CC-120-S-FO-2V-2C	■	■	
98.705.00..0000*	CC-120-S-FO-2V-2C	■	■	
95.770.00..0000*	CC-120-S-FO-2V-2C	■	■	
95.771.00..0000*	CC-121-S-FO-2V-2C	■	■	■
95.702.00..0000*	CC-150-S-UO-2V-2C		■	
95.709.00..0000*	CC-150-S-UO-2V-2C		■	

* These products are no longer available. New push plates can be retrofitted



Push plate INEO SCOP with functional and corona lighting contact free dual flush

l/w/h: 220/160/15 mm, glass, for concealed cisterns with small access opening CC-121-S-FO-2V-2C and CC-121-S-UO-2V-2C, front operated, hygienic, touch-free infrared sensor controlled WC dual flush system, for WC elements INEO, user recognition via IR long range sensors, dual flush controlled by short range infrared sensors, inviting function by corona lighting and user-leading light functions, 7 light colours can be selected, consisting of glass flush plate with infrared sensors, LED lighting, control electronics, low-noise low-voltage motor as lifting device, support frame, fixing bolts and securing screw, dual flush valve INEO, with low-voltage plug for unequivocal installation; voltage input: with cable and plug for unequivocal installation; output: cable and encoded plug for unequivocal installation for power supply and potential free inputs for further electronic components of BMS, with bracket for low-voltage motor, with compact power adapter 230 V AC / 6 V DC, with installation and operating instructions, packed in a box

Parameters:

- Long sensor range approx. 1500 mm
- Short sensor range approx. 60 mm
- Length/width 220 x 160 mm
- Height above tiles 15 mm
- Power supply 230V AC mains
- Defined flush volumes adjustable via flush valve INEO
- Automatic compulsory flush / hygiene flush interval freely selectable

Versatile, easy parameter setting via remote maintenance and service control and directly on the push plate by infrared functionality.

Material/colour: glass/black

Colour	Code No.	P1	P2	P3	Recmd. price/€
black	16.746.C8..0000	1	3	48	

Accessories:

- service and maintenance remote control Code No. 03.806.00..0000 see page 147
- concealed installation module Code No. 03.933.00..0000 see page 140

Infrared WC control system S 705, INEO long range

For concealed cisterns with small access opening (from year of construction 2014) CC-80-S-FO-2V-2C, CC-121-S-FO-2V-2C, CC-122-S-UO-2V-2C, CC-150-S-FO-2V-2C, CC-120-S-FO-2V-2C and CC-200-S-FO-2V-2C, front operated, mounting height middle button / middle water inlet ceramic 625-645 mm, **not suitable for WC corners with overhang > 60 cm**, hygienic, touch-free infrared sensor controlled WC flush system, for pre-wall WC elements INEO, 980 N/C or 995 N/C, long-range user detection, non-contact activation of 1-volume flush by manual user registration, additional possibility for manual flush activation via push plate (vandal safe in brushed stainless steel with security screw), consisting of push button, actuator frame, actuator support bracket, fixing bolts and security screw, with pre-assembled IR module with low-voltage plug for error-safe installation, with low noise low-voltage motor for lifting device and control electronics, power input: with cable and plug for error-safe installation, output: cable and coded plug for error-safe connection to the power supply and potential-free switch inputs for additional electronic modules, with bracket for low-voltage motor, **without power supply**, packed in a box

Parameters:

- Sensor range approx. 550 mm
- Height/width 145x205 mm
- Height above tiles 22 mm
- Mounting height centre of button / centre of pan water inlet 625-645 mm
- Power supply 230V AC mains
- Minimum delay time for automatic flush actuation 15 sec.
- Actuation after leaving the sensor range 2-3 sec.
- **Manual flush actuation also possible**
- Flush volume 4.5-9 l depending on the concealed cistern model
- Automatic interval flush factory set to 24h

Settings can be adjusted via service and maintenance remote control DO-25:

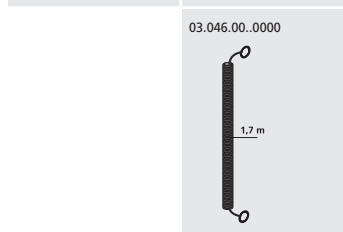
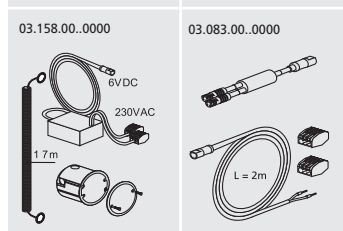
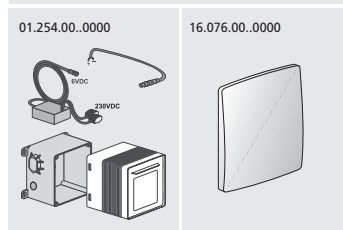
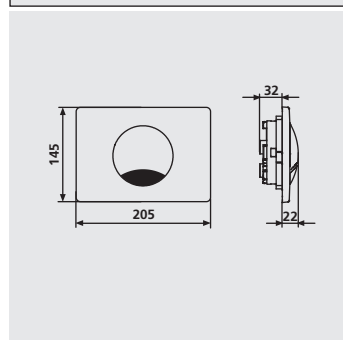
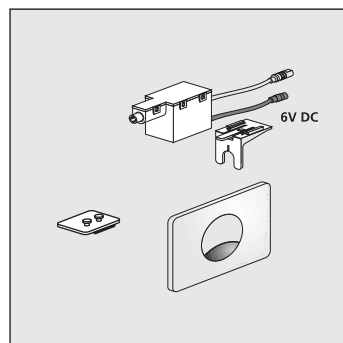
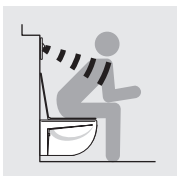
- 0-108 h interval flush after last use of the infrared control system in 12 h increments
- it is possible to adjust the sensor range

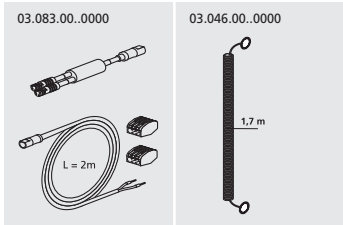
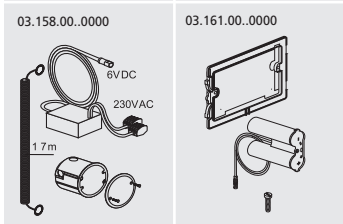
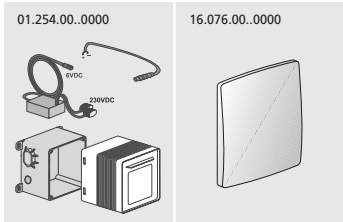
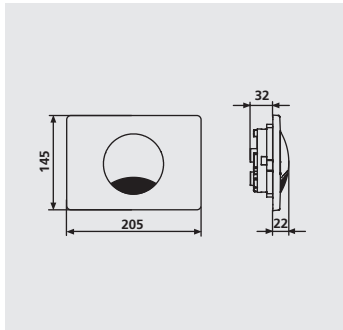
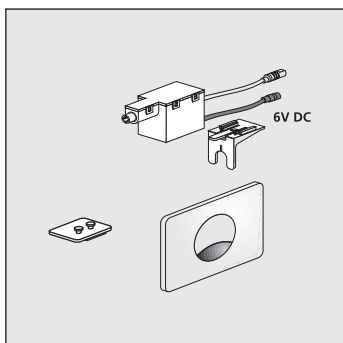
Material/colour: brushed stainless steel, chrome plastic

Colour	Code No.	P1	P2	P3	Recmd. price/€
brushed stainless steel	16.741.00..0000	1	10	140	
chrome	16.741.81..0000	1	10	140	

Accessories:

- concealed power supply Code No. 01.254.00..0000 see page 143
- cover plate Code No. 16.076.00..0000 see page 148
- compact power supply Code No. 03.158.00..0000 see page 142
- Y-plug Code No. 03.083.00..0000 see page 139
- service and maintenance remote control Code No. 01.103.00..0000 see page 147





Infrared WC control system S 705, INEO short range

for concealed cisterns with small access opening (from year of construction 2014) CC-122-S-UO-2V-2C, CC-80-S-FO-2V-2C, CC-121-S-FO-2V-2C, CC-121-S-UO-2V-2C, CC-150-S-UO-2V-2C, CC-150-S-FO-2V-2C, CC-120-S-FO-2V-2C and CC-200-S-FO-2V-2C, front or top operated,

hygienic, touch-free infrared sensor controlled WC flush system, for pre-wall WC elements INEO, 980 N/C or 995, short-range user detection, non-contact activation of 1-volume flush by manual user registration, additional possibility for manual flush activation via push plate (vandal safe in brushed stainless steel with security screw), consisting of push button, actuator frame, actuator support bracket, fixing bolts and security screw, with pre-assembled IR module with low-voltage plug for error-safe installation, with low noise low-voltage motor for lifting device and control electronics, power input: with cable and plug for error-safe installation, output: cable and coded plug for error-safe connection to the power supply and potential-free switch inputs for additional electronic modules, with bracket for low-voltage motor, **without power supply**, packed in a box

Parameters:

- Sensor range approx. 60 mm
- Height/width 145 x 205 mm
- Height above tiles 22 mm
- Power supply 230V AC mains / 6V DC battery
- **Manual flush actuation also possible**
- Flush volume 4.5-9 l depending on the concealed cistern model
- Automatic interval flush factory set to 24 h

Settings can be adjusted via service and maintenance remote control DO-25: 0-108 h interval flush after last use of the infrared control system in 12 h increments

Material: brushed stainless steel, alpine white plastic

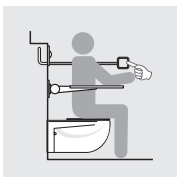
Colour	Code No.	P1	P2	P3	Recmd. price/€
alpine white	16.742.01..0000	1	10	140	
brushed stainless steel	16.742.00..0000	1	10	140	

Accessories:

- concealed power supply Code No. 01.254.00..0000 see page 143
- cover plate Code No. 16.076.00..0000 see page 148
- compact power supply Code No. 03.158.00..0000 see page 142
- Y-plug Code No. 03.083.00..0000 see page 139
- battery compartment Code No. 03.161.00..0000 see page 141
- service and maintenance remote control Code No. 01.103.00..0000 see page 147

WC control system INEO, 1-cable as per DIN 18040

WC flushing device for manual remote triggering via arm support rail with electric button (cabled) or with on-site E-switch, for concealed cisterns with small access opening (from year of construction 2014) CC-121-S-FO-2V-2C, CC-122-S-UO-2V-2C and CC-150-S-UO-2V-2C, front operated, with low noise low-voltage motor as lifting device and control electronics, power input: with cable and plug for error-safe installation, output: cable and coded plug for error-safe connection to the power supply and potential-free switch inputs for additional electronic modules, with 1 cable length 2 m with coded plug for error-safe installation, for connection of an on-site E-switch with luster terminals, connection option for push plate S 704 for additional manual 1-volume flushing, with bracket for low-voltage motor, **without power supply**, packed in a box



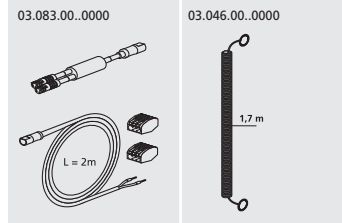
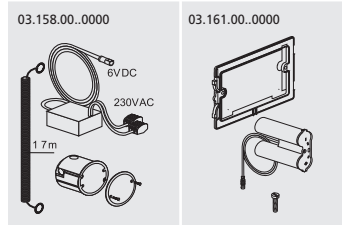
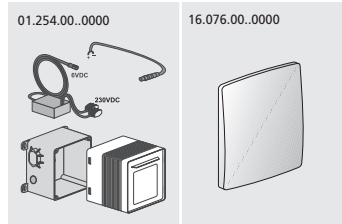
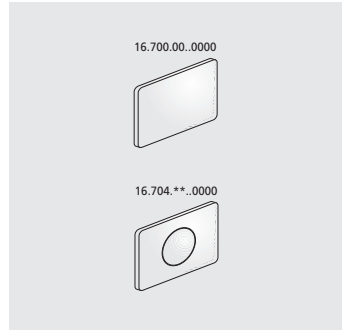
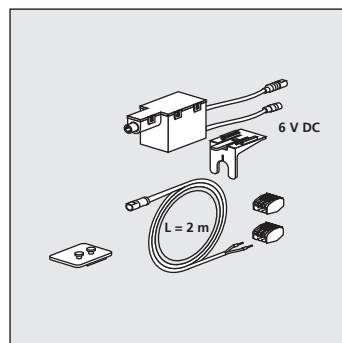
- **Manual flush actuation also possible**
- Flush volume 4.5-9 l depending on the concealed cistern model
- Automatic interval flush factory set to 24 h

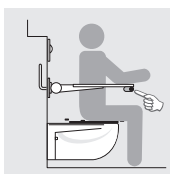
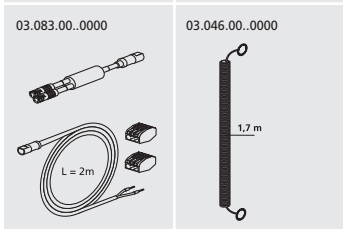
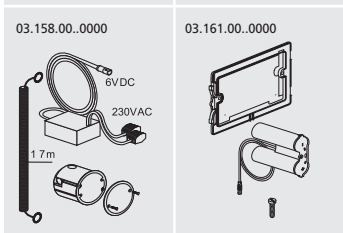
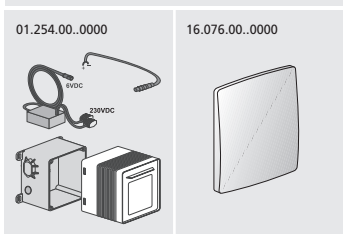
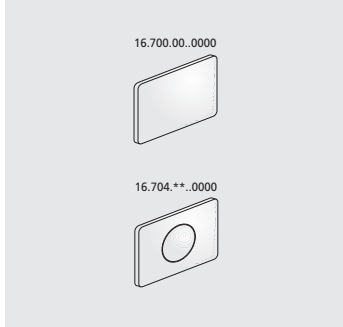
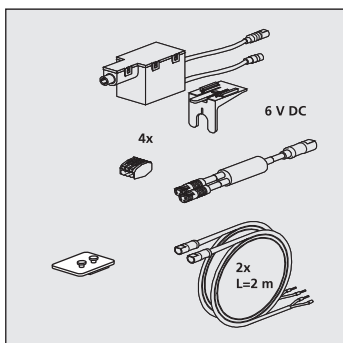
Settings on low-voltage motor can be adjusted via service and maintenance remote control DO-2S: 0-108 h interval flush after last use in 12 h increments

	Code No.	P1	P2	P3	Recmd. price/€
	05.040.00..0000	1	14	448	

Accessories:

- push plates S 704 see page 85
- cover plate Code No. 16.700.00..0000 see page 144
- concealed power supply Code No. 01.254.00..0000 see page 143
- cover plate Code No. 16.076.00..0000 see page 148
- compact power supply Code No. 03.158.00..0000 see page 142
- Y-plug Code No. 03.083.00..0000 see page 139
- battery compartment Code No. 03.161.00..0000 see page 141
- service and maintenance remote control Code No. 01.103.00..0000 see page 147





WC control system INEO, 2-cable as per DIN 18040

WC flushing device for manual remote triggering via two arm support rails with electric button (cabled) or with on-site E-switch, for concealed cisterns with small access opening (from year of construction 2014) CC-121-S-FO-2V-2C, CC-122-S-UO-2V-2C and CC-150-S-UO-2V-2C, front operated, with low noise low-voltage motor as lifting device and control electronics, power input: with cable and plug for error-safe installation, output: cable and coded plug for error-safe connection to the power supply and potential-free switch inputs for additional electronic modules, connection possibility for push plate S 704 for additional manual 1-volume flush, with Y-plug for two potential-free inputs for error-safe installation with 2 luster terminals, with 2 cables length 2 m with coded plug for error-safe installation, for flush actuation via potential-free normally open contacts (buttons) or arm support rails with electric button (ERLAU, HEWI, NORMBAU, AMS, PBA, FRELU etc.) or foot and wall actuators, door contacts, light barriers etc., with bracket for low-voltage motor, packed in a box

- **Manual flush actuation also possible**
- Flush volume 4.5-9 l depending on the concealed cistern model
- Automatic interval flush factory set to 24h

Settings on low-voltage motor can be adjusted via service and maintenance remote control DO-2S: 0-108 h interval flush after last use in 12 h increments

	Code No.	P1	P2	P3	Recmd. price/€
	05.041.00..0000	1	14	448	

Accessories:

- push plates S 704 see page 85
- cover plate Code No. 16.700.00..0000 see page 144
- concealed power supply Code No. 01.254.00..0000 see page 143
- cover plate Code No. 16.076.00..0000 see page 148
- compact power supply Code No. 03.158.00..0000 see page 142
- Y-plug Code No. 03.083.00..0000 see page 139
- battery compartment Code No. 03.161.00..0000 see page 141
- service and maintenance remote control Code No. 01.103.00..0000 see page 147

WC control system, 2-cable, for accessible construction as per DIN 18040**Finishing set with mains supply 230V AC/6V DC**

WC flush system for manual remote flush actuation via two arm support rails with electric push button (with wire connection) or with an electric push button provided by the customer, for concealed cisterns with small access opening (from year of construction 2014) CC-121-S-FO-2V-2C, CC-122-S-UO-2V-2C and CC-150-S-UO-2V-2C

**Contents:**

- Low-voltage motor for lifting device and control electronics with bracket
- 2 cables, 2.1 m long for two floating inputs with 2 luster terminals
- 2 empty pipes, 1.7 m long
- Y-plug
- Power supply 230V AC/6V DC with concealed socket and empty pipe 1.7 m long

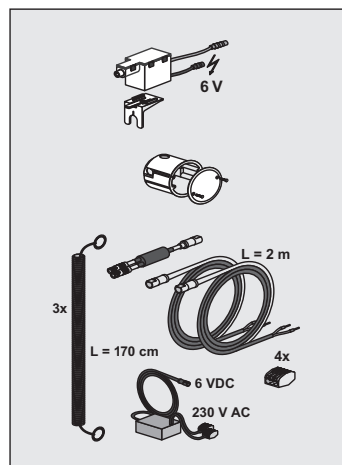
Parameter:

- Automatic interval flush factory set to 24 h

Settings on low-voltage motor can be adjusted via service and maintenance remote control DO-2S: 0-108 h interval flush after last electronic flush in 12 h increments

Manual single flush also possible

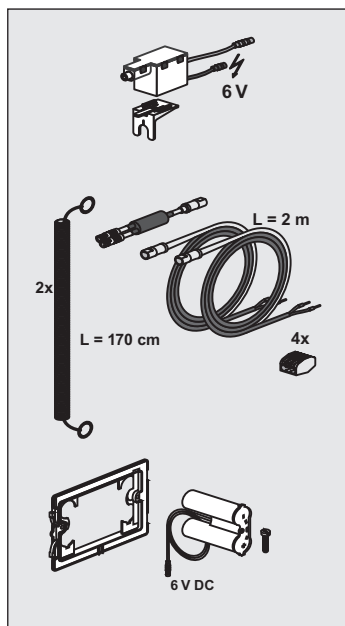
- Flush volumes from 4.5-9 l depending on the concealed cistern model
- with error-safe plug connections
- Power supply for installation outside the concealed cistern
- Designed for a maximum distance of 1.7 m between the concealed cistern and the power supply unit



	Code No.	P1	P2	P3	Recmd. price/€
	05.016.00..0000	1	5		

Accessories:

- push plates S 704 see page 85
- cover plate Code No. 16.700.00..0000 see page 144
- service and maintenance remote control Code No. 01.103.00..0000 see page 147



WC control system, 2-cable, for accessible construction as per DIN 18040

WC flush system for manual remote flush actuation via two arm support rails with electric push button (with wire connection) or with an electric push button provided by the customer, for concealed cisterns with small access opening (from year of construction 2014) CC-121-

S-FO-2V-2C, CC- 122-S-UO-2V-2C and CC-150-S-UO-2V-2C

Contents:

- Low-voltage motor for lifting device and control electronics with bracket
- 2 cables, 2.1 m long for two floating inputs with 2 luster terminals
- 2 empty pipes, 1.7 m long
- Y-plug
- Battery compartment 6V DC

Parameter:

- Automatic interval flush factory set to 24 h

Settings on low-voltage motor can be adjusted via service and maintenance remote control DO-2S: 0-108 h interval flush after last electronic flush in 12 h increments

· Manual single flush also possible

- Flush volumes from 4.5-9 l depending on the concealed cistern model
- with error-safe plug connections

	Code No.	P1	P2	P3	Recmd. price/€
	05.017.00..0000	1	5		

Accessories:

- push plates S 704 see page 85
- cover plate Code No. 16.700.00..0000 see page 144
- service and maintenance remote control Code No. 01.103.00..0000 see page 147

WC control system using encoded radio signals as per DIN 18040

WC flush system for manual remote flush actuation via two arm support rails with electric push button (with wire connection), for concealed cisterns with small access opening (from year of construction 2014) CC-121-S-FO-2V-2C, CC-122-S-UO-2V-2C and CC-150-S-UO-2V-2C, front/top operated, with radio receiver component for automatically encoded radio signals with integrated antenna WC control system using encoded radio signals for installation inside concealed cisterns, with a coded cable and plug for error-safe installation, with additional freely selectable function, general classification of radio signal corresponds to R&TTE, ERC and CEPT Class 2, radio frequency 868.4 MHz approved for Europe, medically harmless, harmless to pacemakers, complies with standards and directives: ETSI EN 300 220-3V 1.1.1 (Electromagnetic compatibility for short-range radio devices (SRD) within the frequency range from 25 MHz to 1000 MHz with outputs up to 500 mW), ETSI EN 301 489-3V 1.4.1 (Electromagnetic Compatibility - Specific Conditions), EN 60950-1 (Safety of Information Technology Equipment), EN 50371 (Generic Standard to Demonstrate the Compliance of Low-Power Electronic and Electrical Apparatus with the Basic Restrictions Related to Human Exposure to Electromagnetic Fields from 10 MHz to 300GHz), with low noise, low-voltage motor for lifting device and control electronics, power input: with cable and plug for error-safe installation, output: cable and coded connector for error-safe connection to the power supply and potential-free switch inputs for additional electronic modules, cable can be connected to push plate S 704 for additional single flush and cover plate S 700, with bracket for low-voltage motor, packed in a box



Parameters:

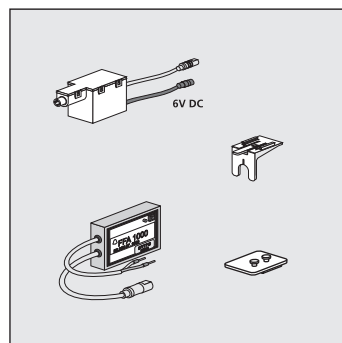
- Frequency: 868,4 MHz (ISM range, no registration required, not subject to fees)
- Transmission security by means of an automatic encoding procedure
- Power output: < 5 mW, range 10 m, ambient temperature -20 °C to 65 °C
- Output for freely definable function: potential-free output, power rating 42V/0.5 A, pulse duration 0.5 sec.
- Connection with up to 32 radio transmitters possible
- **Manual flush actuation also possible**
- Flush volume 4.5-9 l depending on the concealed cistern model
- Automatic interval flush factory set to 24 h

Settings on low-voltage motor can be adjusted via service and maintenance remote control DO-25: 0-108 h interval flush after last use in 12 h increments

	Code No.	P1	P2	P3	Recmd. price/€
	05.042.00..0000	1	14		

Accessories:

- push plates S 704 see page 85
- cover plate Code No. 16.700.00..0000 see page 144
- radio transmitter Code No. 03.162.00..0000 see page 138
- concealed power supply Code No. 01.254.00..0000 see page 143
- cover plate Code No. 16.076.00..0000 see page 148
- compact power supply Code No. 03.158.00..0000 see page 142
- battery compartment Code No. 03.161.00..0000 see page 141
- Y-plug Code No. 03.083.00..0000 see page 139
- service and maintenance remote control Code No. 01.103.00..0000 see page 147



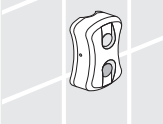
16.700.00..0000



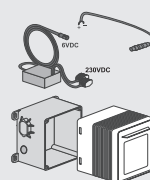
16.704.**..0000



03.162.00..0000



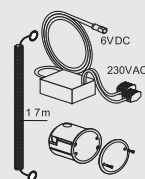
01.254.00..0000



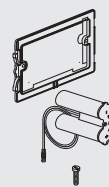
16.076.00..0000



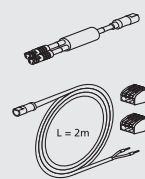
03.158.00..0000



03.161.00..0000

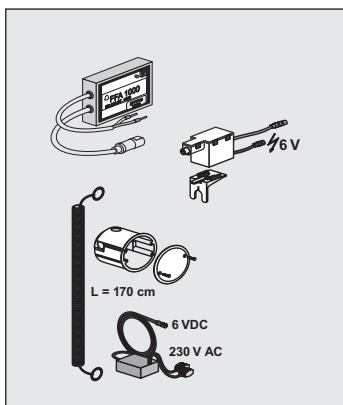


03.083.00..0000



03.046.00..0000





WC control system using encoded radio signals for accessible construction as per DIN 18040

Finishing set with mains supply 230V AC/6V DC
WC flush system for manual remote flush actuation via arm support rails with wireless push button, for concealed cisterns with a small access opening (from year of construction 2014) CC-121-S-FO-2V-2C, CC-122-S-UO-2V-2C and CC-150-S-UO-2V-2C

Contents:

- Low-voltage motor for lifting device and control electronics with bracket
- Radio receiver module
- Power supply 230V AC/6V DC with concealed socket and empty pipe 1.7 m long

Parameters:

- Automatic interval flush factory set to 24h
- Floating output, power rating 42V/0.5 A, pulse duration 0.5 sec.
- Connection with up to 32 radio transmitters possible
- **Manual single flush also possible**
- Flush volumes from 4.5-9 l depending on the concealed cistern model
- With error-safe plug connections
- Power supply for installation outside the concealed cistern
- Designed for a maximum distance of 1.7 m between the concealed cistern and the power supply unit

Settings on low-voltage motor can be adjusted via service and maintenance remote control DO-2S: 0-108 h interval flush after last electronic flush in 12 h increments

- Frequency: 868.4 MHz (ISM range, no registration required, not subject to fees)
- Transmission security by means of an automatic encoding procedure
- Power output: <5mW, range 10m, ambient temperature -20 °C to 65 °C
- Radio receiver module with additional output for freely definable function

	Code No.	P1	P2	P3	Recmd. price/€
	05.014.00..0000	1	10	210	

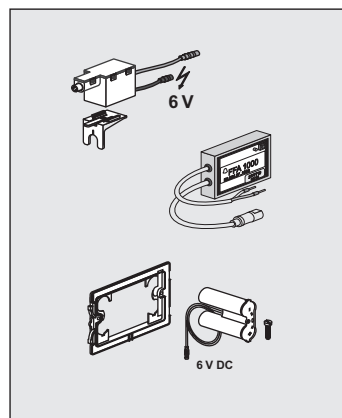
Accessories:

- push plates S 704 see page 85
- cover plate Code No. 16.700.00..0000 see page 144
- radio transmitter Code No. 03.162.00..0000 see page 138 (can be combined with WC control system)
- service and maintenance remote control Code No. 01.103.00..0000 see page 147

WC control system using encoded radio signals for accessible construction as per DIN 18040

Finishing set with 6V DC battery

WC flush system for manual remote flush actuation via arm support rails with wireless push button, for concealed cisterns with a small access opening (from year of construction 2014) CC-121-S-FO-2V-2C, CC-122-S-UO-2V-2C and CC-150-S-UO-2V-2C



Contents:

- Low-voltage motor for lifting device and control electronics with bracket
- Radio receiver module
- Battery compartment 6V DC

Parameters:

- Automatic interval flush factory set to 24 h
- Floating output, power rating 42V/0.5 A, pulse duration 0.5 sec.
- Connection with up to 32 radio transmitters possible
- **Manual single flush also possible**
- Flush volumes from 4.5-9 l depending on the concealed cistern model
- With error-safe plug connections

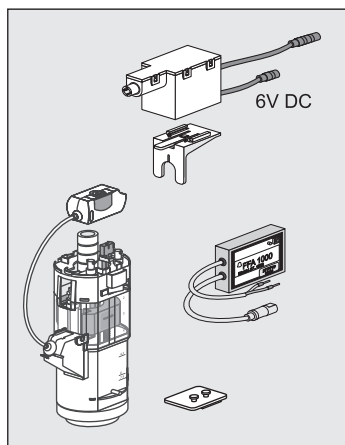
Settings on low-voltage motor can be adjusted via service and maintenance remote control DO-2S: 0-108 h interval flush after last electronic flush in 12 h increments

- Frequency: 868.4 MHz (ISM range, no registration required, not subject to fees)
- Transmission security by means of an automatic encoding procedure
- Power output: <5 mW, range 10 m, ambient temperature -20 °C to 65 °C
- Radio receiver module with additional output for freely definable function

	Code No.	P1	P2	P3	Recmd. price/€
	05.015.00..0000	1	10	210	

Accessories:

- push plates S 704 see page 85
- cover plate Code No. 16.700.00..0000 see page 144
- radio transmitter Code No. 03.162.00..0000 see page 138
(can be combined with WC control system)
- service and maintenance remote control Code No. 01.103.00..0000 see page 147



WC control system INEO using encoded radio signals as per DIN 18040

WC dual flush system for automatically encoded radio signals, for concealed cisterns with a small access opening (from year of construction 2014), CC-121-S-FO-2V-2C, CC-122-S-UO-2V-2C and CC-150-S-UO-2V-2C, with dual flush radio receiver component for automatically encoded radio signals with integrated antenna for installation inside the concealed cistern, with a coded cable and plug for error-safe installation, general classification of radio signal corresponds to R&TTE, ERC and CEPT Class 2, radio frequency 868.4 MHz, approved for Europe, medically harmless, harmless to pace makers, complies with standards and directives: ETSI EN 300 220-3V 1.1.1 (Electromagnetic compatibility for short-range radio devices (SRD) within the frequency range from 25 MHz to 1000 MHz with outputs up to 500 mW), ETSI EN 301 489-3V 1.4.1 (Electromagnetic Compatibility - Specific Conditions), EN 60950-1 (Safety of Information Technology Equipment), EN 50371 (Generic Standard to Demonstrate the Compliance of Low-Power Electronic and Electrical Apparatus with the Basic Restrictions Related to Human Exposure to Electromagnetic Fields from 10 MHz to 300GHz), with low noise, low-voltage motor for lifting device and control electronics, power input: with cable and plug for error-safe installation

Output: cable and coded connector for error-safe connection to the power supply and potential-free switch inputs for additional electronic modules, with bracket for low-voltage motor, with special INEO universal flush mechanism, additional parallel manual flushing of the concealed cistern is not possible, product without power supply, packed in a box

Parameters:

- Frequency: 868.4 MHz (ISM range, no registration required, not subject to fees)
- Transmission security by means of an automatic encoding procedure
- Power output: < 5 mW, range 10 m, ambient temperature – 20 °C to 65 °C
- Connection with up to 32 radio transmitters possible
- Flush volume 4.5 - 9 l depending on the concealed cistern model
- Automatic interval flush factory set to „off“

Settings on low-voltage motor can be adjusted via service and maintenance remote control DO-25:

0-108 h interval flush after last use in 12 h increments

	Code No.	P1	P2	P3	Recmd. price/€
	05.043.00..0000	1	5	160	

DISCONTINUED MODEL – delivery while stocks last

Accessories:

- radio transmitter dual flush Code No. 03.574.00..0000 see page 139
- cover plate Code No. 16.700.00..0000 see page 144
- concealed power supply Code No. 01.254.00..0000 see page 143
- cover plate Code No. 16.076.00..0000 see page 148
- compact power supply Code No. 03.158.00..0000 see page 142
- battery compartment Code No. 03.161.00..0000 see page 141
- Y-plug Code No. 03.083.00..0000 see page 139
- service and maintenance remote control Code No. 01.103.00..0000 see page 147

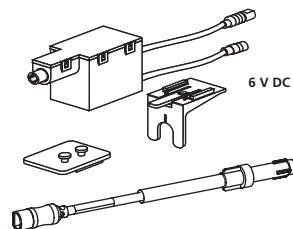


Automatic WC interval flush INEO REED

Automatic WC interval flush device, keeping the manual dual flush through push plate, for concealed cisterns with small access opening (from year of construction 2014), CC-121-S-FO-2V-2C, CC-122-S-UO-2V-2C and CC-150-S-UO-2V-2C, front operated, with silent low voltage engine as lifting device and control electronics, voltage feed: with cable and plug for a non-confusable assembly, output: cable and encoded plug for confusion proof connection to power supply and potential free input for further electronic modules, can be connected to all small push plates for an additional manual dual flush (except push plate LIS), with low voltage engine support, **without power supply**, packed in a box

- **manual dual flush possible**
- flush volumes 4.5-9 l depending on concealed cistern model
- automatic interval flush preset every 24 h
- flush interval is reset by manual big volume flush

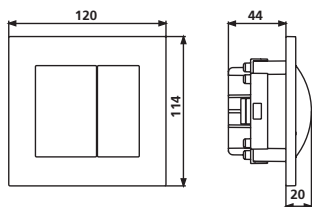
Settings on low-voltage motor can be adjusted via service and maintenance remote control DO-2S: 0-108 h interval flush after last use in 12 h increments



	Code No.	P1	P2	P3	Recmd. price/€
	05.184.00..0000	1	14	448	

Accessories:

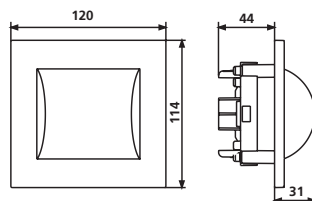

- service and maintenance remote control Code No. 01.103.00..0000 see page 147
- concealed power supply Code No. 01.254.00..0000 see page 143
- compact power supply Code No. 03.158.00..0000 see page 142
- push plates from page 70 on
- Reed contact cable Code No. 04.308.00..0000 see page 142



Pneumatic WC actuator, dual flush

For concealed cisterns with small access opening, CC-121-S-FO-2V-2C, CC-122-S-UO-2V-2C, CC-150-S-UO-2V-2C, CC-150-S-FO-2V-2C und CC-120-S-FO-2V-2C Plastic, for brick and drywall installation, for installation in furniture, w/h 120 x 114 mm, height above tiles 20 mm, minimum installation depth from front edge of wall covering to back edge of roughing-in box 65 mm, in parallel to pneumatic dual flush WC remote flush actuation, it is also possible to actuate flushing of the cistern via Series 700 buttons as dual flushing, start/stop or one-time flushing, with the exception of glass/electronic button 706, consisting of: dual flush WC push button with pneumatic push button unit, dual flush pneumatic lift device, roughing-in box with protection, dual flush pneumatic hose – 2.35 m, empty pipe set with 1.7 m pull cord, installation instructions and fastenings, packed in a box

Colour	Code No.	P1	P2	P3	Recmd. price/€
white	16.301.01..0000	1	5	75	



Pneumatic WC actuator, single flush

For concealed cisterns with small access opening, CC-121-S-FO-2V-2C, CC-122-S-UO-2V-2C, CC-150-S-UO-2V-2C, CC-150-S-FO-2V-2C und CC-120-S-FO-2V-2C Plastic, for brick and drywall installation, w/h 120 x 114 mm, height above tiles 31 mm, minimum installation depth from front edge of wall covering to back edge of roughing-in box 65 mm, in parallel to the pneumatic single flush WC remote flush actuation, it is also possible to actuate flushing of the cistern via Series 700 buttons as dual flushing, start/stop or one-time flushing, with the exception of glass/electronic button 706, consisting of: single flush WC push button with pneumatic push button unit, single flush pneumatic lift device, roughing-in box with protection, single flush pneumatic hose – 2.35 m, empty pipe set with 1.7 m pull cord, installation instructions and fastenings, packed in a box
Note: replaces Codes No. 16.056.01..0000, 01.513.00..0000

Colour	Code No.	P1	P2	P3	Recmd. price/€
white	16.303.01..0000	1	5	75	

Pneumatic lifting mechanism, single/dual flush

Plastic, pneumatic replacement part as a pre-assembled unit with two lifting mechanisms and trip rods, for use with single and dual flush operations, packed in a plastic bag



	Code No.	P1	P2	P3	Recmd. price/€
	05.095.00..0000	1	10	300	

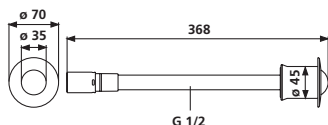
Pneumatic WC unit for arm supports provided by the customer

For concealed cisterns with small access opening, CC-121-S-FO-2V-2C, C-122-S-UO-2V-2C, CC-150-S-UO-2V-2C, CC-150-S-FO-2V-2C und CC-120-S-FO-2V-2C For brick and drywall installation, in parallel to pneumatic WC actuation on arm supports (provided by customer) with single flush pneumatic push button, it is also possible to actuate flushing of the cistern via Series 700 buttons as dual flushing, start/stop or one-time flushing, with the exception of glass/electronic button 706, consisting of: single flush pneumatic lift device, 2 single flush pneumatic hoses – 2.35 m, 2 empty pipe sets with 1.7 m pull cord, 2 connection nipples for air hoses ext. diam. 4 mm (provided by customer) on arm support, 1 pneumatic T-piece for connecting 2 pneumatic WC push buttons of the same flush volume, with self cutting screw 4.2 x 16, installation instructions and fastenings, packed in a box

Note: only tested in combination with arm support rails from Herger company



	Code No.	P1	P2	P3	Recmd. price/€
	03.651.00..0000	1	10	80	



Pneumatic WC actuation, single flush, for institutions

For concealed cisterns with small access opening, CC-121-S-FO-2V-2C, C-122-S-UO-2V-2C, CC-150-S-UO-2V-2C, CC-150-S-FO-2V-2C und CC-120-S-FO-2V-2C chrome-plated brass, round shape, external diameter 70 mm, single flush push button diameter 35 mm, height above tiles 15 mm, for wall thickness incl. covering up to 270 mm, hole diameter min. 45 mm (prepared by customer), installation depth from wall covering to back of pneumatic push button unit 353 mm, product cannot be cut, in parallel to remote pneumatic single flush actuation, it is also possible to actuate flushing of the cistern via Series 700 buttons as dual flushing, start-stop or one-time flushing, with the exception of glass/electronic button 706, consisting of single flush WC push button for institutions with pneumatic push button unit, single flush pneumatic lift device, single flush pneumatic hose – 2.35 m, installation instructions and fastenings, packed in a box

Note: replaces Code No. 16.075.00..0000

Colour	Code No.	P1	P2	P3	Recmd. price/€
chrome	16.309.81..0000	1	10	240	



Push button unit for institutions

Plastic, pneumatic replacement part only for institution push buttons (prison facility), packed in a plastic bag

	Code No.	P1	P2	P3	Recmd. price/€
	05.094.00..0000	1	15	150	

Cistern 926 with WC push button, chrome, round, 1V, for prisons

Remote pneumatic WC flush

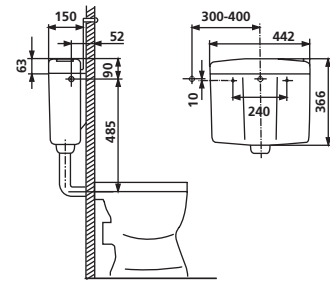
Low level, for in-wall installation, flush volume adjustable from 6-9 l, factory set 6 l, fully insulated, 3-side connection and low noise fill valve, cistern dimensions w/h/d: 442 x 366 x 150 mm, distance middle water inlet cistern/middle flush pipe outlet 485 mm, fixation of cistern middle/middle 240 mm, flush pipe length from upper edge of wall to end of flush pipe 155-263 mm, consisting of: cistern 926, angle valve G 1/2 and chromed connection pipe, flush pipe bend with rubber joint, pneumatic WC push button 1V, chromed brass, outer diameter 70 mm, inner push button diameter 35 mm, height over tiles 15 mm, for wall thickness incl. wall covering of 270 mm, min. hole diameter (prepared by customer) 45 mm, installation depth from wall covering to back of pneumatic unit 353 mm, the product cannot be cut, with pneumatic push button, pneumatic lift device 1V, pneumatic hose 1V-2.35 m, installation instructions and fastenings, packed in a box

An additional flush operation by the push button integrated in the cistern cover is not possible.

Colour	Code No.	P1	P2	P3	Recmd. price/€
alpine white	91.911.01..0000	1	40		

Accessories for flush pipe extension:

- extension pipe see page 374



Cistern 926 with WC push button, single flush

For remote pneumatic flush actuation

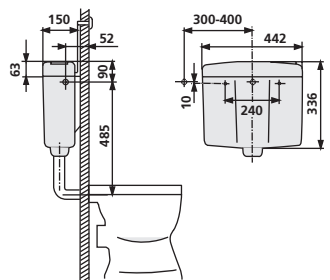
Low-level for in-wall installation, flush volume adjustable from 6-9 l, factory set to 6 l, fully insulated, 3-side connection and low noise fill valve, cistern dimensions w/h/d: 442 x 366 x 150 mm, distance middle water inlet cistern/middle flush pipe outlet 485 mm, fixation of cistern middle/middle 240 mm, flush pipe length from upper edge of wall to end of flush pipe 155-263 mm, consisting of: cistern 926, angle valve G 1/2 and chromed connection pipe, flush pipe bend with rubber joint, pneumatic single flush WC push button, plastic, white, for brick and dry wall installation, w/h 120 x 114 mm, height above tiles 31 mm, minimum installation depth from wall covering to back of roughing-in box 65 mm, with pneumatic push button unit, single flush pneumatic lift device, roughing-in box with protection box, single flush pneumatic hose – 2.35 m, empty pipe set with 1.7 m pull cord, installation instructions and fastenings, packed in a box

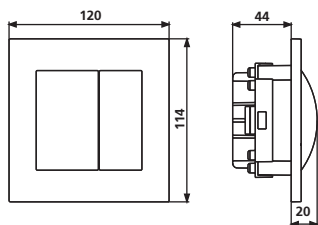
An additional flush operation by the push button integrated in the cistern cover is not possible.

Colour	Code No.	P1	P2	P3	Recmd. price/€
alpine white	91.910.01..0000	1	40		

Accessories for flush pipe extension:

- extension pipe see page 374

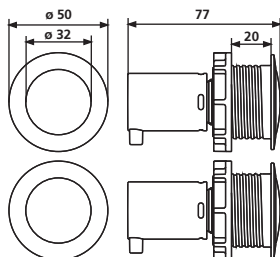




Pneumatic WC actuator, dual flush

For 8 cm concealed cistern, small access opening – CC-80-S-FO-2V-2C
Plastic, for brick and dry wall installation w/h 120 x 114 mm, height above tiles 20 mm, minimum installation depth from front edge of wall covering to back edge of roughing-in box 65 mm, access opening can be closed with the stainless steel dummy plate without mechanical flushing function, series S 700, consisting of dual flush WC push button with pneumatic push button unit, 2 pneumatic lift devices, roughing-in box with protection box, dual flush pneumatic hose – 2.35 m, empty pipe set with 1.7 m pull cord, installation instructions and fastenings, packed in a box

Colour	Code No.	P1	P2	P3	Recmd. price/€
alpine white	16.323.01..0000	1	5	75	



Pneumatic WC actuator, dual flush, round

For 8 cm concealed cistern, small access opening – CC-80-S-FO-2V-2C
Chrome-plated die-cast zinc, for drywall installation, external diameter of each individual WC push button 48 mm, diameter of each individual push button 33 mm, height above tiles 3 mm, for wall thickness incl. wall covering of up to 22 mm, hole diameter min. 37 mm (prepared by customer), minimum installation depth from front edge of furniture to back of pneumatic push button unit 73 mm, the access opening of the concealed cistern can be closed with the stainless steel dummy plate without mechanical flush function, series S 700, consisting of: 2 separate WC push buttons, each with one flush volume, with pneumatic push button unit, 2 pneumatic lift devices, dual flush pneumatic hose 2.35 m, empty pipe set with pull cord 1.7m, installation instructions and fastenings, packed in a box

Colour	Code No.	P1	P2	P3	Recmd. price/€
chrome	16.324.81..0000	1	14	224	



Actuator button

Pneumatic replacement part as a pre-assembled unit, consisting of an actuator button made of die-cast zinc without engraving and a push button unit made of plastic, for use with single and dual flush operation (for dual flush, 2 parts are required), packed in a plastic bag

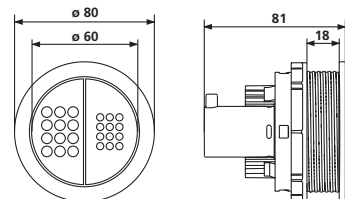


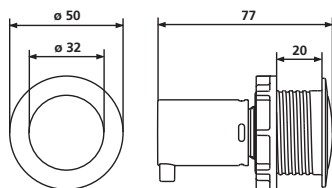
Colour	Code No.	P1	P2	P3	Recmd. price/€
chrome	05.096.00..0000	1	15	3375	

Pneumatic WC actuator, dual flush, round, for furniture installation

For concealed cisterns with small access opening, CC-121-S-FO-2V-2C, C-122-S-UO-2V-2C, CC-150-S-UO-2V-2C, CC-150-S-FO-2V-2C und CC-120-S-FO-2V-2C Plastic, round/flush mounted, for installation in furniture, external diameter 80 mm, dual flush push button diameter 60 mm, height above tiles 4 mm, for furniture thicknesses of up to 20 mm, min. hole diameter 69 mm (prepared by customer), minimum installation depth from front edge of furniture to back edge pneumatic push button unit 80 mm, in parallel to pneumatic dual flush WC remote actuation, it is also possible to actuate flushing of the cistern via Series 700 buttons as dual flushing, start/stop or one-time flushing, with the exception of glass/electronic button 706, consisting of: dual flush WC push button with pneumatic push button unit, dual flush pneumatic lift device, dual flush pneumatic hose – 2.35 m, installation instructions and fastenings, packed in a box

Colour	Code No.	P1	P2	P3	Recmd. price/€
chrome	16.305.81..0000	1	10	160	





Pneumatic WC actuator, single flush, round, for furniture installation

For concealed cisterns with small access opening, CC-121-S-FO-2V-2C, C-122-S-UO-2V-2C, CC-150-S-UO-2V-2C, CC-150-S-FO-2V-2C und CC-120-S-FO-2V-2C Chrome-plated die-cast zinc, round, for installation in furniture, external diameter 48 mm, single flush push button diameter 33 mm, height above tiles 3 mm, for furniture thickness of up to 22 mm, min. hole diameter 37 mm (prepared by customer), minimum installation depth from front edge of furniture to back edge pneumatic push button unit 73 mm, in parallel to pneumatic single flush WC remote actuation, it is also possible to actuate flushing of the cistern via Series 700 buttons as single flushing, start/stop or one-time flushing, with the exception of glass/electronic button 706, consisting of: single flush WC push button with pneumatic push button unit, single flush pneumatic lift device, single flush pneumatic hose – 2.35 m, installation instructions and fastenings, packed in a box

Colour	Code No.	P1	P2	P3	Recmd. price/€
chrome	16.306.81..0000	1	10	300	



Push button unit with manual push button for furniture installation

Plastic, pneumatic replacement part for round and square furniture push button, for use with single and dual flush operation (for dual flush, 2 parts are required), packed in a plastic bag

	Code No.	P1	P2	P3	Recmd. price/€
	05.093.00..0000	1	15	150	

Replacement hose, dual flush, 2.35 m

For pneumatic WC actuation, packed in a plastic bag



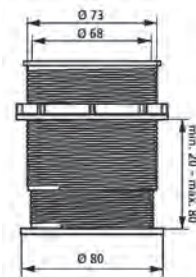
	Code No.	P1	P2	P3	Recmd. price/€
	04.086.00..0000	1	20	600	

Pneumatic extension set

Plastic, for furniture-installed round push buttons code no. 16.305.81..0000, consisting of thread adapter with locknut, for furniture with a wall thickness of up to 80 mm, hole diameter min. 73 mm (prepared by customer), minimum installation depth from front edge of furniture to back of push button unit 98 mm (with extension), packed in a plastic bag



	Code No.	P1	P2	P3	Recmd. price/€
	03.652.00..0000	1	15	180	



WC flush actuators – pneumatic 2.3.




T-piece, pneumatic

Plastic, for installation in concealed cisterns, for connecting 2 pneumatic WC push buttons of the same flush volume, with self cutting screw 4.2 x 16, packed in a plastic bag

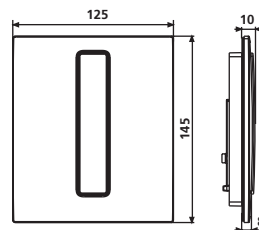
	Code No.	P1	P2	P3	Recmd. price/€
	04.087.00..0000	1	40	1200	

Urinal cover plate INEO BRIGHT**for hand-operated urinal cartridge valve technology**

pneumatic concealed flush plate, independent of water pressure, finishing set l/w/h: 124x145x10 mm, consisting of actuator element incl. chromed decorative frame, cover plate, pressure pin and fastening, pneumatic urinal cartridge valve with male thread 29x2 mm, cartridge filter, maximum operating pressure 10 bar, flow pressure 1-6 bar, flow rate according to DIN EN 12541, Noise Class I <20 dB(A), infinitely adjustable, flushing time 4-20 sec, including fastenings, packed in a box

NEW

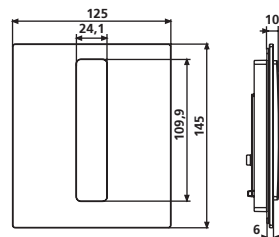
Material plastic	Code No.	P1	P2	P3	Recmd. price/€
alpine white	16.090.01..0000	1	14	448	
chrome	16.090.81..0000	1	14	448	
matt chrome	16.090.93..0000	1	14	448	

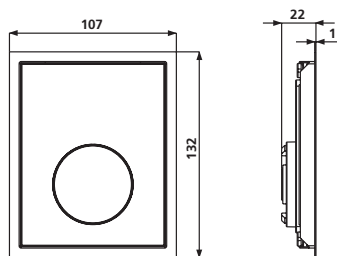
**Urinal cover plate INEO BRIGHT****for hand-operated urinal cartridge valve technology**

pneumatic concealed flush plate, independent of water pressure, finishing set l/w/h: 124x145x10 mm, consisting of actuator element in brushed stainless steel look, cover plate, pressure pin and fastening, pneumatic urinal cartridge valve with male thread 29x2 mm, cartridge filter, maximum operating pressure 10 bar, flow pressure 1-6 bar, flow rate according to DIN EN 12541, Noise Class I <20 dB(A), infinitely adjustable, flushing time 4-20 sec, including fastenings, packed in a box

NEW

Material glass	Code No.	P1	P2	P3	Recmd. price/€
white	16.092.C9..0000	1	14	448	
black	16.092.C8..0000	1	14	448	
anthracite	16.092.41..0000	1	14	448	
Material brushed stainless steel	Code No.	P1	P2	P3	Recmd. price/€
	16.093.00..0000	1	14	448	





Glass urinal cover plate, flush mounted

For hand-operated urinal cartridge valve technology,
frame – glass / push button – glass

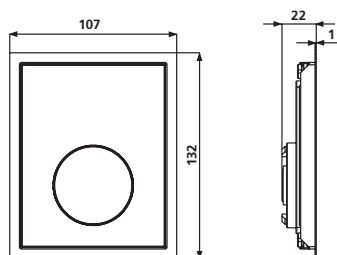

Hand-operated, pneumatic concealed urinal flush plate, independent of water pressure, finishing set l/w/h: 107x132x1 mm, consisting of cover plate with push button, polished stainless steel frame, pressure pin, pneumatic urinal cartridge valve with male thread 29x2 mm, cartridge filter, maximum operating pressure 10 bar, min. flow pressure 0.5 bar, maximum flow pressure 10.0 bar, flow rate according to DIN EN 12541, Noise Class I <20 dB(A), infinitely adjustable flushing time of 4-20 sec, packed in a box

Material: glass/glass

Colour	Code No.	P1	P2	P3	Recmd. price/€
white	16.211.C9..0000	1	13	416	
black	16.212.C8..0000	1	13	416	

Accessories:

- urinal retrofit blind frame, 10 mm, polished stainless steel
Code No. 04.068.00..0000 see page 169



Glass urinal cover plate, flush mounted

For hand-operated urinal cartridge valve technology,
frame – glass / push button – plastic

Hand-operated, pneumatic concealed urinal flush plate, independent of water pressure, finishing set l/w/h: 107x132x1 mm, consisting of cover plate with push button, polished stainless steel frame, pressure pin, pneumatic urinal cartridge valve with male thread 29x2 mm, cartridge filter, maximum operating pressure 10 bar, min. flow pressure 0.5 bar, maximum flow pressure 10.0 bar, flow rate according to DIN EN 12541, Noise Class I <20 dB(A), infinitely adjustable flushing time of 4-20 sec, packed in a box

Material: glass/plastic

Colour frame/button	Code No.	P1	P2	P3	Recmd. price/€
white/white	16.211.01..0000	1	13	416	
white/chrome	16.211.81..0000	1	13	416	
black/ matt chrome	16.212.93..0000	1	13	416	

DISCONTINUED MODEL – delivery while stocks last

Accessories:

- urinal retrofit blind frame, 10 mm, polished stainless steel
Code No. 04.068.00..0000 see page 169

Urinal cover plate, flush mounted

For hand-operated urinal cartridge valve technology,
frame – plastic/button – plastic

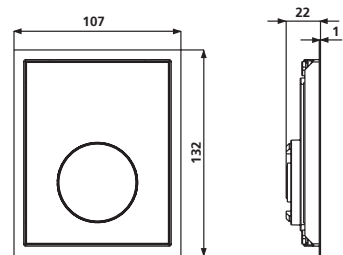

Hand-operated, pneumatic, in-wall urinal flush plate independent of water pressure, finishing set l/w/h: 107x132x1 mm, consisting of cover plate with push button, polished stainless steel frame, pressure pin, pneumatic urinal cartridge valve with male thread 29x2 mm, with cartridge filter, max. operating pressure 10 bar, min. flow pressure 0.5 bar, max. flow pressure 10.0 bar, flow rate in accordance with DIN EN 12541, Noise Class I <20 dB(A), flushing duration 4-20 sec, infinitely adjustable, packed in a box

Material: plastic/plastic

Colour	Code No.	P1	P2	P3	Recmd. price/€
alpine white	16.217.01..0000	1	13	416	
chrome	16.217.81..0000	1	13	416	
matt chrome	16.217.93..0000	1	13	416	

Accessories:

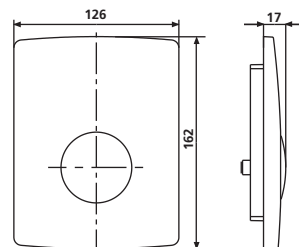

- urinal retrofit blind frame, 10 mm, polished stainless steel Code No. 04.068.00..0000 see page 169

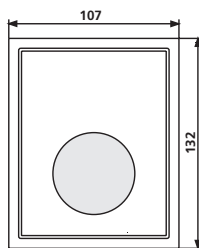

**Urinal cover plate**

For hand-operated urinal cartridge valve technology

Hand-operated, pneumatic concealed urinal flush plate, independent of water pressure, finishing set l/w/h: 126x162x17 mm, consisting of cover plate with push button, pressure pin, support bracket, pneumatic urinal cartridge valve with male thread 29x2 mm, cartridge filter, maximum operating pressure 10 bar, min. flow pressure 0.5 bar, maximum flow pressure 10.0 bar, flow rate according to DIN EN 12541, Noise Class I <20 dB(A), infinitely adjustable flushing time: 4-20 sec, with vandal-safe special fixing of the cover plate, including fastenings, packed in a box

Colour	Code No.	P1	P2	P3	Recmd. price/€
alpine white	16.064.01..0000	1	14	448	
chrome	16.064.81..0000	1	14	448	
matt chrome	16.064.93..0000	1	14	448	
brushed stainless steel	16.064.00..0000	1	14	448	





Urinal cover plate, glass, flush mounted

for cartridge valve technology, bidirectional

Contact-free flushing system controlled by infrared sensor, hygienic pre-flush when more than 5 minutes have passed since last use, with closing function in the event of a drop in the operating power supply, can be used with universal cartridge roughing-in set, urinals with a lid should not be used in conjunction with infrared controlled urinal flush systems, with closing function with decreasing operation voltage, optical signal when operating voltage is too low, plug contacts are fail-safe

Height/width: 132x107 mm

Height above tiles: 1 mm

Minimum distance to opposite wall: 0.9 m

Flow pressure: 0.5-8 bar, ideally 3-4 bar

Flow rate: 0.3 l/sec.

Power supply: 6V DC

Pre-flush: approx. 0.5 sec., holding time approx. 5 sec.

CE certified

Factory setting:

Sensor range: approx. 0.5 m (adjustable between 0.2-0.7 m)

Main flush: approx. 6 sec. (adjustable between 3-24 sec.)

Hygiene period/hygienic flush:

12 h after last use (adjustable between 1,3,6,12,24,48,72,96,108 h)

Hygienic flush time: 5 sec.

(adjustable between 5,10,15,30,60,90,120,150,180 sec.)

Main flushing time and range can be adjusted via service and maintenance remote control DO-5.15 Code No. 03.806.00..0000.

Material: glass

Consisting of: glass cover plate incl. electronic module, urinal frame, power supply unit 6V DC, cartridge filter, packed in a box

Power supply: with 230V AC/6V DC power supply unit with 6V DC adapter plug, 600 mm cable

Colour	Code No.	P1	P2	P3	Recmd. price/€
white	16.213.C9..0000	1	13	416	
black	16.213.C8..0000	1	13	416	

Accessories:

- service and maintenance remote control Code No. 03.806.00..0000 see page 147
- urinal retrofit blind frame, 10 mm, polished stainless steel Code No. 04.068.00..0000 see page 169

Urinal cover plate, infrared**for cartridge valve technology, bidirectional**

Contact-free flushing system controlled by infrared sensor, hygienic pre-flush when more than 5 minutes have passed since last use, with closing function in the event of a drop in the operating power supply, can be used with universal cartridge roughing-in set, urinals with a lid should not be used in conjunction with infrared controlled urinal flush systems, with closing function with decreasing operation voltage, optical signal when operating voltage is too low, plug contacts are fail-safe

Height/width: 162x126 mm

Height above tiles: 17 mm

Minimum distance to opposite wall: 0.9 m

Flow pressure: 0.5-8 bar, ideally 3-4 bar

Flow rate: 0.3 l/sec.

Power supply: 6V DC

Pre-flush: approx. 0.5 sec., holding time approx. 5 sec.

CE certified

Factory setting:

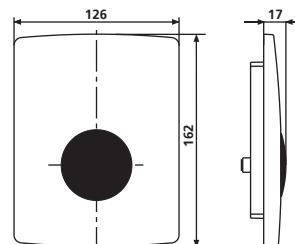

Sensor range: approx. 0.5 m (adjustable between 0.2-0.7 m)

Main flush: approx. 6 sec. (adjustable between 3-24 sec.)

Hygiene period/hygienic flush:

12 h after last use (adjustable between 1,3,6,12,24,48,72,96,108 h)

Hygienic flush time: 5 sec. (adjustable between 5,10,15,30,60,90,120,150,180 sec.)



Main flushing time and range can be adjusted via service and maintenance remote control DO-5.15 code no. 03.806.00..0000.

Material: plastic / brushed stainless steel

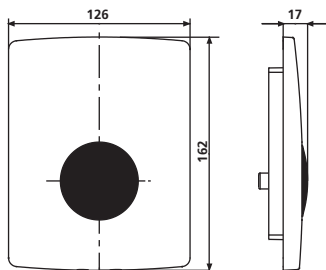
Consisting of: cover plate incl. electronic module with 6V DC solenoid cartridge valve, with cartridge filter, mounting frame and special removal tool, packed in a box

- 1. Power supply:** with 6V DC CR-P2 lithium photo battery with battery compartment, lifespan approx. 2 years
- 2. Power supply:** with 230V AC/6V DC power supply unit with 6V DC adapter plug, 600 mm cable
- 3. Power supply mains, in-series, 230V AC/6V DC** with 6V DC adapter plug, 600 mm cable, for 1-5 urinals, (power supply unit Code No. 01.251.00..0000 to be ordered separately), data for single connecting cable with in-series installations: max. cable length 10 m with min. cross section of 2x0.75 mm², material: copper, longer cable lengths possible with bigger cross sections

Colour	Code No.	P1	P2	P3	Recmd. price/€
1. alpine white brushed stainless steel chrome	16.071.01..0000	1	14	448	
	16.071.00..0000	1	14	448	
	16.071.81..0000	1	14	448	
2. alpine white brushed stainless steel chrome	16.072.01..0000	1	14	448	
	16.072.00..0000	1	14	448	
	16.072.81..0000	1	14	448	
3. alpine white brushed stainless steel	16.073.01..0000	1	14	448	
	16.073.00..0000	1	14	448	

Accessories:

- service and maintenance remote control Code No. 03.806.00..0000 see page 147
- concealed power supply 230V AC / 6V DC for single and series installations Code No. 01.254.00..0000 see page 143



Urinal cover plate, infrared for 1-litre urinal technology for cartridge valve technology, bidirectional

Contact-free flushing system controlled by infrared sensor, hygienic pre-flush when more than 5 minutes have passed since last use, with closing function in the event of a drop in the operating power supply, can be used with universal cartridge roughing-in set, urinals with a lid should not be used in conjunction with infrared controlled urinal flush systems, with closing function with decreasing operation voltage, optical signal when operating voltage is too low, plug contacts are fail-safe

Height/width: 162x126 mm

Height above tiles: 17 mm

Minimum distance to opposite wall: 0.9 m

Flow pressure: 0.5-8 bar, ideally 3-4 bar

Flow rate: 0.24 l/sec.

Power supply: 6V DC

Pre-flush: approx. 0.5 sec.,

Holding time: approx. 5 sec.

Sensor range: approx. 0.5 m (adjustable between 0.2-0.7 m)

Main flush: approx. 4 sec. (adjustable between 3-24 sec.)

Hygiene period/hygienic flush:

12 h after last use (adjustable between 1,3,6,12,24,48,72,96,108 h)

Hygienic flush time: 5 sec.

(adjustable between 5, 10, 15, 30, 60, 90, 120, 150, 180 sec.)

CE certified

Main flushing time and range can be adjusted via service and maintenance remote control DO-5.15 Code No. 03.806.00..0000.

Material: brushed stainless steel

Consisting of: cover plate incl. electronic module with 6V DC solenoid cartridge valve, with cartridge filter, mounting frame and special removal tool, packed in a box

Power supply: with 230V AC/6V DC power supply unit with 6V DC adapter plug, 600 mm cable

Version	Code No.	P1	P2	P3	Recmd. price/€
brushed stainless steel	16.081.00..0000	1	14	448	

Accessories:

- urinal exhaust trap 500 Code No. 31.410.00..0000 see page 255
- service and maintenance remote control Code No. 03.806.00..0000 see page 147

Vandal safe 1-litre urinal technology RL1**for cartridge valve technology, conductivity controlled, bidirectional**

Vandal safe, invisible, contact free, conductively controlled concealed flushing system for urinals, for installation without cover behind ceramic urinals or for installation with a cover plate (Code No. 16.076.00..0000) above urinal pan, suitable for ceramic urinals from various manufacturers with horizontal outlet and without incorporated trap, based on the principle of relative and absolute conductivity via 2 stainless steel sensors in the urinal exhaust trap, minimum urine collection approx. 10 ml, independent of water quality, intrinsically safe against drying up of the trap, retrofitting of manual or infrared to vandal safe RL1 technology possible, can be used with the universal cartridge roughing-in set, no corrosion of electrodes because of changing polarity, with closing function with decreasing operation voltage, optical signal when operating voltage is too low, plug contacts are fail-safe

Flow pressure: 0.5-8 bar, ideally 3-4 bar

Flow rate: 0.24 l/sec.

Power supply: 6V DC

CE certified

Factory setting:

Sensitivity: 10 (adjustable between max. 10-min. 1)

Main flush: approx. 4 sec. (adjustable between 3 - 24 sec.)

Hygiene period/hygienic flush: 12 h after last use (adjustable between 1,3,6,12,24,48,72,96,108 h)

Hygienic flush time: 5 sec. (adjustable between 5,10,15,30,60,90,120,150,180 sec.)



Main flushing time and range can be adjusted via service and maintenance remote control DO-5.15 code no. 03.806.00..0000.

Consisting of: urinal chip RL1 with optical head, solenoid cartridge valve 6V DC, with cartridge filter, urinal exhaust trap 500 DN 50 horizontal outlet with pre-assembled stainless steel electrodes, packed in a box

1. Power supply: with 230V AC/6V DC power supply unit with 6V DC adapter plug, 600 mm cable

2. Power supply mains in-series, 230V AC/6V DC with 6V DC adapter plug, 600 mm cable, for 1-5 urinals (power supply unit Code No. 01.254.00..0000 to be ordered separately), data for single connecting cable with in-series installations: max. cable length 10 m with min. cross section of 2 x 0.75 mm², material: copper, longer cable lengths possible with bigger cross sections

Version	Code No.	P1	P2	P3	Recmd. price/€
1.	03.696.00..0000	1	5	65	
2.	03.338.00..0000	1	5	65	

Accessories:

- service and maintenance remote control Code No. 03.806.00..0000 see page 147
- cover plate Code No. 16.076.00..0000 see page 148

Drywall construction rail system 996 2.5.



Rail

For SANIT drywall construction system 996, steel, galvanised, profile 35 x 35 mm, length 5 m, as a wall, ceiling or floor rail and for the construction of installation walls

Packaging note:

4 pieces/bundle (P1)

20 pieces/package (P2)

120 pieces/pallet (P3)

Size	Code No.	P1	P2	P3	Recmd. price/€
5 m	02.208.00..0000	1	20	120	



Rail fixture

For SANIT drywall construction system 996, galvanised, 80 x 50 x 5 mm, for floor, wall and ceiling fixation of installation walls, incl. fastenings, packed in a plastic bag

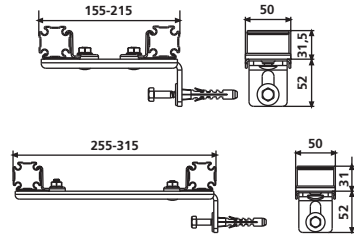
	Code No.	P1	P2	P3	Recmd. price/€
	03.545.00..0000	1	10	1200	

Multi-connector 996

Angle with multi-connector for SANIT drywall construction system 996, for infinite adjustment of the installation wall depth from 155 to 215 mm / 255 to 315 mm, incl. fastenings, packed in a plastic bag



	Code No.	P1	P2	P3	Recmd. price/€
	03.723.00..0000	1	10		
	03.723.00..5000	1	8		



Multi-connector

For SANIT drywall construction system 996, galvanised, for infinite adjustment of the installation wall depth from 155 to 205 mm



	Code No.	P1	P2	P3	Recmd. price/€
	03.803.00..0000	1	10	1200	



Bracket for multi-connector

For SANIT drywall construction system 996, for wall fixation of installation walls, incl. fastenings

	Code No.	P1	P2	P3	Recmd. price/€
	04.159.00..0000	1	60	7200	



Corner connector

For SANIT drywall construction system 996, for the angular, force-fit connection of rails; pre-assembled unit made of galvanised steel, with M 5 crosshead screw and pressure spring, 10 pieces per pack

Packaging note:

10 pieces/bag (P1)

20 bags/box (P2)

	Code No.	P1	P2	P3	Recmd. price/€
	03.332.00..0000	1	20	480	

Multi-corner connector

As transport corner connector for prefabricated walls, 3 connection options for profile bars at 90° and 45° angles and parallel to each other, pre-assembled zinc die-cast assembly, with hexagon socket screw M6 (SW 5) and spring element, packed in a plastic bag



	Code No.	P1	P2	P3	Recmd. price/€
	05.251.00..0000	1	20	480	

Connection set

For SANIT drywall construction system 996, for installation on pre-wall elements to be integrated into installation walls of SANIT drywall construction system 996, consisting of 4 clamps and 2 fixing screws, packed in a plastic bag



	Code No.	P1	P2	P3	Recmd. price/€
	03.754.00..0000	1	10	1200	



Module connector

For SANIT drywall construction system 996, for the parallel force-fit connection of rails and drywall modules and for the fixation of M8 threaded rod constructions, e.g. pipe clamps; pre-assembled unit made of galvanised steel, with 6 mm crosshead screw and pressure spring, 10 pieces per pack

Packaging note:

10 pieces/bag (P1)

20 bags/box (P2)

	Code No.	P1	P2	P3	Recmd. price/€
	03.333.00..0000	1	20	480	



Roof pitch connection

For SANIT drywall construction system 996, for the fixation of profile bars to roof pitch wood constructions, consisting of fixing metal plate, fixing angle and stair bolt M8 x150, packed in a plastic bag

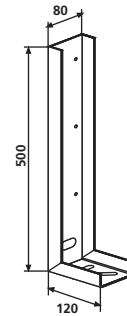
	Code No.	P1	P2	P3	Recmd. price/€
	05.132.00..0000	1	20	640	

Support foot for free-standing walls

For SANIT drywall construction system 996, for the integration of pre-wall elements 995/995 N into free-standing walls, consisting of support foot and fastenings



Size l/d/h	Code No.	P1	P2	P3	Recmd. price/€
120/80/500	04.070.00..0000	1	50		

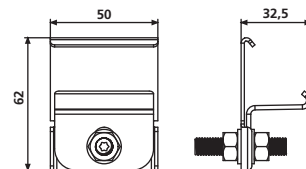


Pipe clamp mounting M8

For SANIT drywall construction system 996, for fixation pipe clamps to installation walls, packed in a plastic bag



	Code No.	P1	P2	P3	Recmd. price/€
	05.201.00..0000	1	30	990	





Module 996 for water connections

For SANIT drywall construction system 996, for screwed fixation of single water connections to the system, consisting of water resistant, multiple glued ply wood with galvanized support plate and material for the fixation to a SANIT profile bar, packed in a plastic bag

Size	Code No.	P1	P2	P3	Recmd. price/€
	17.281.00..0000	1	20	480	



Module 996 for washing machine connection

For SANIT drywall construction system 996, consisting of metal support plate with concealed trap for washing machines and dishwashers, outlet DN 40/50, with rosette and chromium plated nozzle, material for the fixation to a SANIT profile bar, packed in a box

	Code No.	P1	P2	P3	Recmd. price/€
	17.282.00..0000	1	25	300	

Insulation strip for plaster connection

For SANIT drywall construction system 996, 20 m on roll, to prevent cracks between installation walls and to decouple structure-borne sound



	Code No.	P1	P2	P3	Recmd. price/€
	03.346.00..0000	1	5	160	

1. Plasterboard cladding panel 1300 x 600 x 18 mm

For SANIT drywall construction system 996, 18 mm thick, without cut-outs, for single-layer cladding of installation walls

2. Screws for cladding panel

For SANIT drywall construction system 996, countersunk crosshead screws, self-cutting, 3.5 x 35 mm (screws required: approx. 30/m²)

Packaging note: 200 pieces/bag

3. Universal filler

For SANIT drywall construction system 996, to fill plaster joints with no reinforcement strips inside (filler required: approx. 0.25 kg/m²)

Packaging note: 5 kg/bag

	Code No.	P1	P2	P3	Recmd. price/€
1.	17.115.00..S000	1	40		
2.	02.597.00..0000	1	20	300	
3.	02.596.00..0000	1		200	



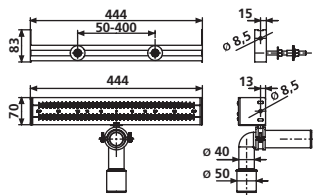


Washbasin module for single hole mixers and exposed wall-mounted mixers*

For installation in empty elements or directly in drywall constructions, universal application for washbasins and small washbasins, consisting of a waterproof plywood board with steel side brackets (galvanised), without connections for water supply, traverse for washbasin fixation in galvanised steel with 2 M10 bolts for fastening washbasin incl. thread protection washbasin fastenings, with waste bend DN 50/DN 40 incl. rubber collar DN 40/32, with sound-absorbing clip, including fastening set, packed in a box

* In the case of wall-mounted mixers, with threaded rod M 8 x 300, provided by customer

Note: when using module connector code no. 03.333.00..0000 installation in SANIT drywall construction system 996 possible.

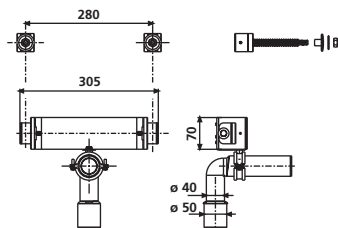


Size w/d	Code No.	P1	P2	P3	Recmd. price/€
w = 444 mm d = 70 mm	17.276.00..0000	1	20		



Washbasin module for single hole mixers

w/d: 305x70 mm, for SANIT drywall construction system 996, for washbasins with 280 mm mounting distance, consisting of waterproof plywood board with steel side sheets (galvanized), without connections for water supply, brackets with 2 M10 bolts for fastening washbasin incl. protection cap, with waste bend DN 50/40, rubber collar DN 40/32, with sound-insulated clip, packed in a box



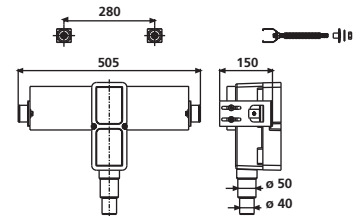
Size w/d	Code No.	P1	P2	P3	Recmd. price/€
305/70	17.286.00..0000	1			

Washbasin module, handicapped-accessible

w/d: 505x150 mm, for installation in SANIT drywall construction system 996, application for washbasins with concealed trap, consisting of waterproof plywood board with steel side sheets (galvanized), brackets with 2 M10 bolts for fastening washbasin incl. protection cap, with SANIT concealed trap and protection, without connections for water supply, without finishing set, packed in a box



Size w/d	Code No.	P1	P2	P3	Recmd. price/€
505/150	17.288.00..0000	1			




Module for concealed or exposed mixers for wall plates

(provides by the customer)

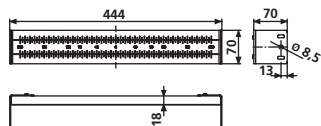
w/h/d: 505x120x150 mm, for installation in SANIT drywall construction system 996, consisting of a waterproof plywood board with steel side sheets (galvanized) and fastening set, packed in a box



Size w/h/d	Code No.	P1	P2	P3	Recmd. price/€
505/120/150	17.287.00..0000	1			



Modules for drywall systems 2.6.

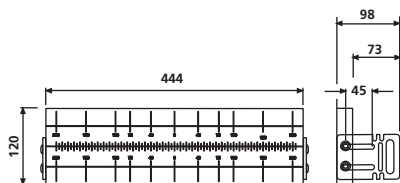


Module for exposed mixers

For installation in empty elements or directly in drywall constructions, consisting of a waterproof plywood board with steel side brackets (galvanised), without connections for water supply, incl. fastening set, packed in a box

Note: when using module connector code no. 03.333.00..0000 installation in SANIT drywall construction system 996 possible.

Size w/h/d	Code No.	P1	P2	P3	Recmd. price/€
w = 444 mm h = 70 mm d = 70 mm	17.275.00..0000	1	50		



Module for concealed or exposed mixers for wall plates (provided by the customer)

For installation in empty elements or directly in drywall constructions, consisting of a waterproof plywood board with steel side brackets (galvanised) and fastening set, packed in a box

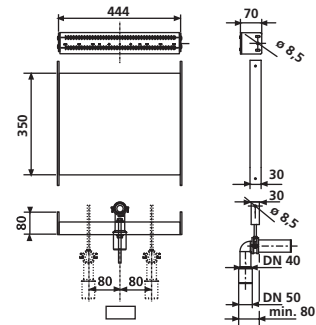
Note: when using module connector Code No. 03.333.00..0000 installation in SANIT drywall construction system 996 possible.

Size w/h/d	Code No.	P1	P2	P3	Recmd. price/€
w = 444 mm h = 120 mm d = 98 mm	17.268.00..0000	1	50		

Module 996 for wash basin and sinks with exposed mixers

For the fixation to SANIT profile bars, consisting of water resistant, multiple glued ply wood with lateral, galvanized metal plates, prepared for the installation of water connections on the building site, with outlet bend DN 40/50 incl. rubber sleeve DN 40/32, protection plug, with sound absorbing waste bend clip, 2 fixation clamps M 10 and wash basin fixtures, incl. material for the fixation to a SANIT profile bar, packed in a box

Note: when using module connector Code No. 03.333.00..0000 installation in SANIT drywall construction system 996 possible.



Size w/d	Code No.	P1	P2	P3	Recmd. price/€
w = 444 mm d = 70 mm	03.877.00..0000	1	35		

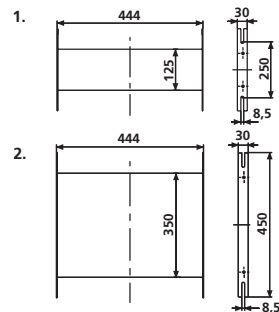
1. Fixing module for handles, heavy items, etc.

For installation in empty elements or directly in drywall constructions, consisting of waterproof plywood board with steel side brackets (galvanised) and fastening set, packed in a box

2. Module for seat fixation

For installation in empty elements or directly in drywall constructions, consisting of a waterproof plywood board with steel side brackets (galvanised) and fastening set, packed in a box

Note: when using module connector Code No. 03.333.00..0000 installation in SANIT drywall construction system 996 possible.



Size w/d/h	Code No.	P1	P2	P3	Recmd. price/€
1. w = 444 mm d = 30 mm h = 125 mm	17.216.00..0000	1	30		
2. w = 444 mm d = 30 mm h = 350 mm	17.239.00..0000	1	35		

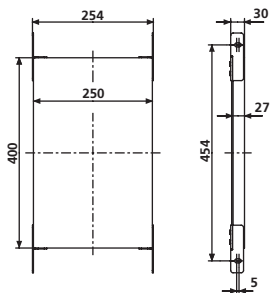
Modules for drywall systems 2.6.



Fixing module for handle and support systems

Universal for all handle and support systems for disabled people, bath handles etc. Consisting of waterproof plywood board with steel side brackets (galvanised) and fastening set, packed in a box

Note: when using module connector Code No. 03.333.00..0000 installation in SANIT drywall construction system 996 possible.

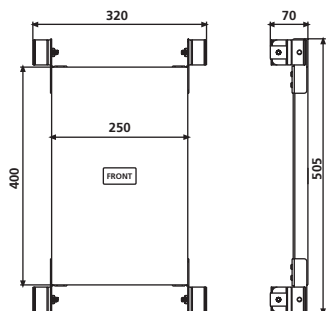


Size w/d/h	Code No.	P1	P2	P3	Recmd. price/€
w = 254 mm d = 30 mm h = 400 mm	17.279.00..0000	1	30		



Module for fixing handles and supports

w/d/h: 320x70x505 mm, for installation in SANIT drywall construction system 996, universal application for handle and support systems for disabled people, bath handles, consisting of waterproof plywood board with steel side sheets (galvanized) and module connector, packed in a box



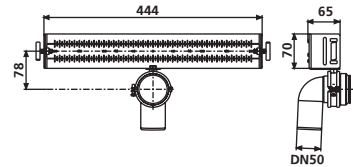
Size w/d/h	Code No.	P1	P2	P3	Recmd. price/€
320/70/505	17.289.00..0000	1			

Module for kitchen connections

For installation in empty elements or directly in drywall constructions, universal for the installation of angle valves and waste connections, consisting of waterproof plywood board with steel side brackets (galvanised), without connections for water supply, with waste bend DN 50 with sound-absorbing clip and fastening set, packed in a box

Note: when using module connector Code No. 03.333.00..0000 installation in SANIT drywall construction system 996 possible.

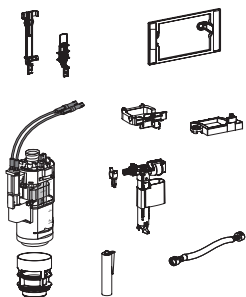
Size w/d	Code No.	P1	P2	P3	Recmd. price/€
w = 444 mm d = 70 mm	17.280.00..0000	1	20		






Conversion set INEO UPDATE

for the conversion of SANIT concealed cisterns with big access opening type CC-120-L-FO (year of manufacture 1994-2010) to small access opening, consisting of flush valve INEO, bottom sleeve, fill valve 510, fill valve support, down holder, stiffening bridge, flexible connection hose G 3/8, mounting glue and fixation frame to install SANIT push plates for small access opening (except push plate LIS), packed in a box

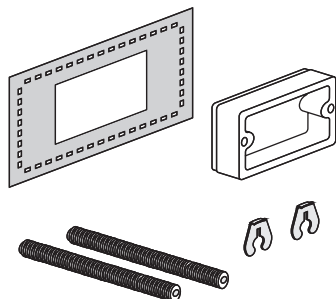


Size	Code No.	P1	P2	P3	Recmd. price/€
	05.187.00..0000	1	5		



Tiling set for conversion kit INEO UPDATE

complement for renovation set INEO UPDATE as alternative solution for complete tiling, consisting of stainless steel tiling frame, tiling set and fixation bolts, packed in a box



Size	Code No.	P1	P2	P3	Recmd. price/€
	05.197.00..0000	1	10	320	

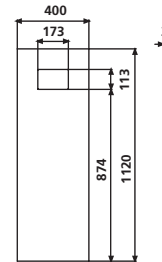
Decorative plate for conversion kit INEO UPDATE

supplement for the renovation set INEO UPDATE, to face access openings of concealed cisterns, consisting of laminated, scratched-resistant 3 mm aluminium composite board

Note: further versions upon request www.mb-digitalprint.de



Colour	Code No.	P1	P2	P3	Recmd. price/€
1. pizarro, grey	05.190.00..0001	1			
2. pizarro, cashmire	05.190.00..0002	1			
3. rusty, dark	05.190.00..0003	1			
4. greystoke, black	05.190.00..0004	1			

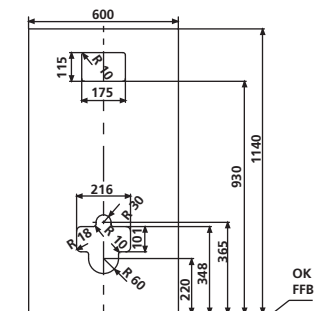




Glass cover plate for WC, glass

1140 (h) x 600 (w) mm

Consisting of tempered safety glass with high shock resistance, smooth surface (optimal end easy cleaning), plate thickness 8 mm (suitable for WC-elements with installation height of 1185 and 1120 mm), packed in a box

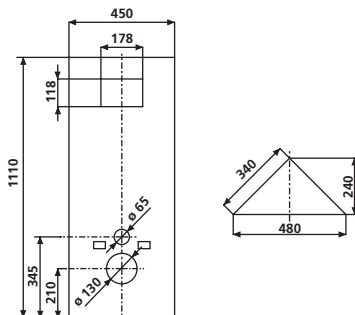


Colour	Code No.	P1	P2	P3	Recmd. price/€
white	17.154.C9..0000	1	5		
black	17.154.C8..0000	1	5		
anthracite	17.154.N7..0000	1	5		



Cladding panels

For WC corner element 995 SC, consisting of top and front plate with cut-outs, material: Rigidur gypsum fibreboards, 10 mm thick



Size h/w/d	Code No.	P1	P2	P3	Recmd. price/€
1110 x 450 x 10 240 x 480 x 10	17.117.00..0000	1	5		



Roughing-in set for shower WC / shower seat

To upgrade WC-elements INEO of 525 and 450 mm width, consisting of concealed box d: 68 mm, depth 47 mm, for electrical connection, metal support for empty pipe incl. fixation for concealed and exposed drinking water connection coming from the concealed cistern, metal support for the fixation of a water connector for the drinking water connection provided by the customer, packed in a plastic bag

Note: you find a complete scheme of all connection dimensions under www.sanit.com (products/search:code no./downloads/mounting instructions)




	Code No.	P1	P2	P3	Recmd. price/€
	03.956.00..0000	1	120		

Odour exhaust set INEO

For prepared connection of odour exhaust DN 80 in the flush pipe area of concealed element INEO PLUS with cistern CC-121-S-FO-2V-2C, with flush bend and HAT parts, packed in a box



	Code No.	P1	P2	P3	Recmd. price/€
	05.020.00..0000	1	10	120	



Odour exhaust set with single ventilator

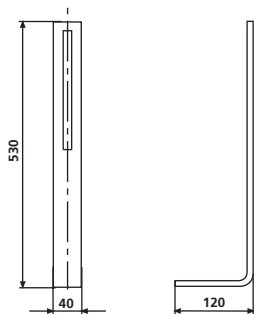
For installation with WC elements with prepared connection for odour exhaust, with single ventilator in concealed box, with non-return flap and additional connection pipe DN 80, approx. 1,500 mm flexible aluminium pipe DN 80, specifications for concealed box with non-return flap, without fire protection: dimensions w/h/d 220 x 200 x 116 mm incl. cover, exhaust air connector ext. diameter 79 mm with protection/tiling set, specifications for concealed ventilator: for power supply 230V/50 Hz, rundown time approx. 8 min, planned volume flow 60m³/hr (92 or 32 m³/hr possible), replaceable filter class EU2, jet water protection IP X5 for installation in predicted areas type 1 of wet rooms, protective insulation class 2 (without protective conductor connection), with fold-away and easy to clean decorative cover, building supervision number Z-51.1-111, with LEDs for operating mode and filter change display, packed in a box

	Code No.	P1	P2	P3	Recmd. price/€
	03.522.00..0000	1	24		



Brackets for floor fixation, in pairs

For mounting concealed in-wall toilet modules serie INEO, INEO FronTop, 980 and 982, zinc coated u-profile, with fastening material, 2 pcs. in a box

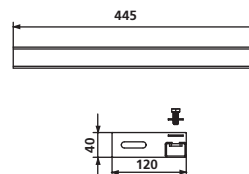


	Code No.	P1	P2	P3	Recmd. price/€
	16.001.00..0000	1	220		

Extended fixtures, in pairs

For lateral fixation of SANIT concealed elements in recesses and wall openings, galvanized steel, packed in a box

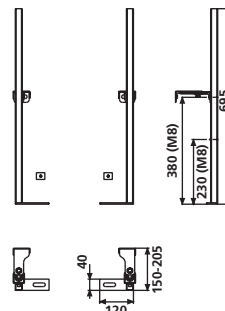
	Code No.	P1	P2	P3	Recmd. price/€
	17.023.00..0000	1	20	240	



Extended support feet, in pairs

For finished floors of 200-400 mm, for floor fixation of SANIT concealed elements INEO, consisting of 2 support feet and 1 set of wall brackets, with fastenings

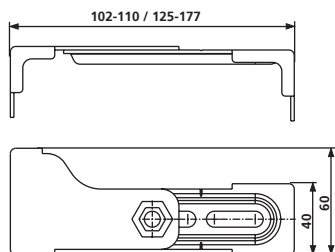
	Code No.	P1	P2	P3	Recmd. price/€
	16.033.00..0000	1	14	168	






Wall brackets, in pairs

Galvanised steel, adjustable, for installing elements onto a solid wall and for corner installation at any required angle, incl. fastenings, packed in a plastic bag

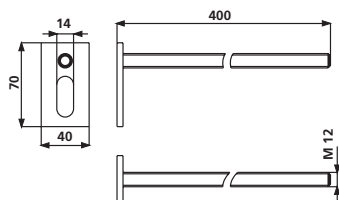


	Code No.	P1	P2	P3	Recmd. price/€
	17.257.00..T000	1	20	300	



Extended wall brackets, in pairs

Galvanised steel, for wall fixation of pre-wall elements, packed in a plastic bag



	Code No.	P1	P2	P3	Recmd. price/€
	17.267.00..0000	1	10	320	




Self-cutting screw 4.2 x 16

For fixing pre-wall elements to light weight metal profiles, flat-headed cross-head screw (bit PH2), galvanised

Packing note:

50 pieces/bag (P1)

6 bags/box (P2)



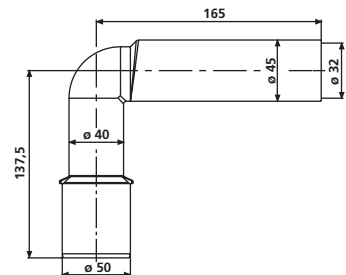
Size	Code No.	P1	P2	P3	Recmd. price/€
4,2 x 16	17.232.00..0000	1	6	720	

Universal waste outlet bend for washbasin

Plastic, with rubber collar and protection cap, waste outlet DN 40/DN 50, packed in a plastic bag



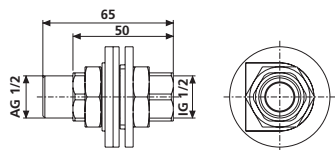
Size	Code No.	P1	P2	P3	Recmd. price/€
DN 40/DN 50	03.068.00..0000	1	100	1200	





Sound-absorbing connection for water supply

G 1/2 female thread / G 1/2 male thread, brass, length 55 mm, to supplement modules, packed in a plastic bag



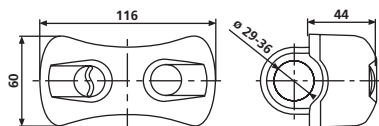
Size	Code No.	P1	P2	P3	Recmd. price/€
L = 55 mm	17.219.00..0000	1	25	800	

DISCONTINUED MODEL – delivery while stocks last



Radio transmitter with flush and function button

For WC control via an encoded radio signal for wireless WC actuation and function signal transmission with WC control system code no. 05.014.00..0000, 05.015.00..0000, 05.042.00..0000, for installation on various handle and support systems made of round pipes d: 29-36 mm, can be installed to the right or left of the user, suitable for wall installation, plastic housing h/w/d 45 x 60 x 115 mm, colour grey, blue flush button with tactile flush symbol, additional yellow button for freely configurable functions, with wireless transmitter for encoded radio signals, radio frequency 868.4 MHz, transmission power < 10 mW, range approx. 10 m, incl. power supply 2 x 1.5 V R6 P, with 2 stainless steel mounting brackets and fastenings, packed in a box



	Code No.	P1	P2	P3	Recmd. price/€
	03.162.00..0000	1	5	600	

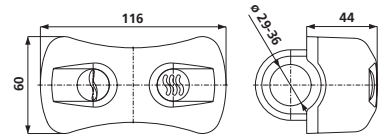


Radio transmitter with separate buttons for dual flush actuation

For WC control via an encoded radio signal for wireless dual flush WC actuation with WC control system Code No. 05.043.00..0000, for installation on various handle and support systems made of round pipes d: 29-36 mm, can be installed to the right or left of the user, suitable for wall installation, plastic housing h/w/d 45 x 60 x 115 mm, colour grey, blue flush buttons for large and small flush volumes, with different tactile surfaces, with wireless transmitter for encoded radio signals, radio frequency 868.4 MHz, transmission power < 10 mW, range approx. 10 m, incl. power supply 2 x 1.5 V R6 P, with 2 stainless steel mounting brackets and fastenings, packed in a box




	Code No.	P1	P2	P3	Recmd. price/€
	03.574.00..0000	1	5	600	



Y-plug with 2 m cable

For flush release via potential free switches (buttons) or folding supports with electrical switches (ERLAU, HEWI, NORMBAU, AMS, PBA, FRELU etc.) or floor and wall switches, door contacts, light barriers etc., with 2 m cable and coded plug for error-safe installation, packed in a box



	Code No.	P1	P2	P3	Recmd. price/€
	03.083.00..0000	1	14	448	



Power supply unit without concealed socket

For the single power supply of electrical WC control systems for concealed cisterns with small access opening, connection cable 2.1 m long and special 2-pin 6V DC plug, with 230V AC cable connections, packed in a box

	Code No.	P1	P2	P3	Recmd. price/€
	03.516.00..0000	1	5	600	



Concealed installation module

for pre-installation for WC element 995 for disabled people, consisting of: concealed socket for drywall installation (external d: 72.5 mm, depth 73 mm, with white plastic cover d: 84 mm) and empty pipe 1.7 m long incl. pull cord, packed in a box

	Code No.	P1	P2	P3	Recmd. price/€
	03.933.00..0000	1	120		



Battery compartment 6V DC for WC control systems

For SANIT concealed cisterns with small access opening, CC-121-S-FO-2V-2C, CC-121-S-UO-2V-2C, CC-122-S-UO-2V-2C, CC-150-S-UO-2V-2C, CC-150-S-FO-2V-2C, CC-120-S-FO-2V-2C, for 6V power supply, suitable for WC control systems code no. 05.040.00..0000, 05.041.00..0000 and 05.042.00..0000, 16.742.xx..0000

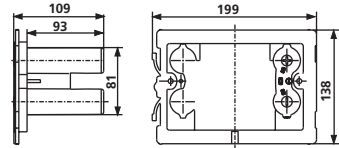
Recommendation: 4 alkaline batteries 1.5V R14

Consisting of:

Actuator frame for push button S 704 and S 700 , battery compartment h/w/d 90 x 33 x 110 mm with connection cable 500 mm, special plug and fastenings, packed in a box



	Code No.	P1	P2	P3	Recmd. price/€
	03.161.00..0000	1	14	448	



Battery compartment 6V DC for push plates

For SANIT concealed cisterns with small access opening, CC-121-S-FO-2V-2C, and CC-122-S-UO-2V-2C, for 6V power supply

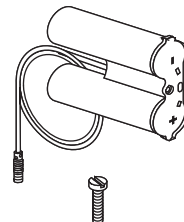
Recommendation: 4 alkaline batteries 1.5V R14

Consisting of:

Battery compartment h/w/d: 90 x 33 x 110 mm with connection cable 500 mm, special plug and fastenings, packed in a plastic bag



	Code No.	P1	P2	P3	Recmd. price/€
	05.289.00..0000	1			



NEW



Reed contact cable

For automatic WC interval flush INEO REED, packed in a plastic bag

Size	Code No.	P1	P2	P3	Recmd. price/€
l = 170 mm	04.308.00..0000	1			



Compact power supply 230V AC/6V DC

For the single power supply of electrical WC control systems for concealed cisterns with small access opening and infrared-controlled washbasin mixers, for installation in drywalls with a wall thickness without tiles of maximum 25 mm.

Consisting of:

Concealed socket for drywall installation, external d: 72.5 mm, depth 73 mm with power supply 230V AC/6V DC, with **white plastic cover d: 84 mm**, with screws, with 230V AC cable connections, with 1 cable 2.1 m long and special 2-pin 6V DC plug, with empty pipe 1.7 m long incl. pull cord, with CE mark, packed in a box

The power supply unit must be installed outside the cistern, taking into account the regulations regarding safe areas for electrical installations in sanitary rooms.

	Code No.	P1	P2	P3	Recmd. price/€
	03.158.00..0000	1	10	210	



Concealed power supply 230V AC/6V DC for single and series installations

- For power supply of WC infrared control system, small access opening, code no. 16.741.xx..0000, 16.742.xx..0000
- For power supply of WC control system, small access opening, encoded radio signal, code no. 05.042.00..0000,
- For power supply of WC control system, small access opening, 2-cable according to DIN 18040-1, code no. 05.041.00..0000,
- For power supply of WC control system, small access opening, 1-cable according to DIN 18025 T1, code no. 05.040.00..0000,
- For power supply of 1 – 5 infrared urinal control systems, code no. 16.073.**..0000, 16.082.00..0000
- For power supply of 1 – 5 RL1 urinal control systems, code no. 03.338.00..0000, 06.690.00..0000

Consisting of:

Roughing-in box 965 x 122 x 85 mm, power supply unit with 2.1 m cable and special plug, tiling set and an additional special plug with +/- marking for expansion of series installation by the customer, packed in a box

The power supply unit must be installed outside the concealed cistern, taking into account the regulations regarding safe areas for electrical installations in sanitary rooms.

Specifications for single 6V DC cable connections in series installations:

Max. cable length 10 m, with a minimum cross-section of $2 \times 0.75 \text{ mm}^2$, material: Cu

Longer cables possible with bigger cross-sections



	Code No.	P1	P2	P3	Recmd. price/€
	01.254.00..0000	1	120		

Accessories:

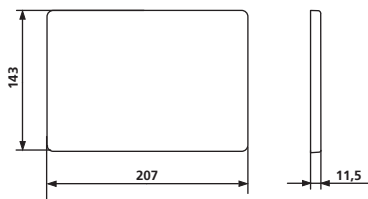
- cover plate Code No. 16.076.00..0000 see page 148



Cover plate S 700

For concealed cisterns CC-150-S-FO-2V-2C, CC-150-S-UO-2V-2C, CC-121-S-FO-2V-2C, CC-120-S-FO-2V-2C and CC-122-S-UO-2V-2C, with small access opening (w/h: 170/100 mm), front/top operated, vandal-safe, consisting of cover plate without mechanical actuator, support frame, fixing bolts and security screw, packed in a box

Material: brushed stainless steel



Colour	Code No.	P1	P2	P3	Recmd. price/€
brushed stainless steel	16.700.00..0000	1	14	448	

Accessories:

- battery compartment for WC control systems Code No. 03.161.00..0000 see page 141



Extension set

For concealed cistern INEO CC-121 with small access opening, for fixing of support frame, consisting of 2 quick-fixing bolts, 245 mm long and special screws, for fixing the push plate, incl. cable box with extended cable, cable length 340 mm, packed in a plastic bag

Size	Code No.	P1	P2	P3	Recmd. price/€
l = 340 mm	05.018.00..0000	1	60	720	

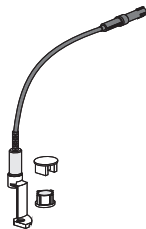


Start-/stop set

Assembly group for modifying dual flush to start-stop flush, packed in a plastic bag



	Code No.	P1	P2	P3	Recmd. price/€
	03.999.00..0000	1	100	1500	

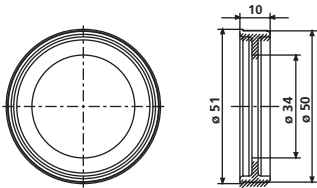


Flow rate reducer

Made of plastic, for later application in SANIT concealed cisterns, effective flow 2.1 l/sec., reduction of flow rate by approx. 0.3 l/sec., especially for rimless wall hung WC-pans, to avoid over-splash, packed in a plastic bag



	Code No.	P1	P2	P3	Recmd. price/€
	04.244.00..0000	1	50	6000	





Adjustable flush reducer

Plastic, for later application in SANIT concealed cisterns CC-121 from series-production status 4 and CC-122, flushing flow can be adjusted without removing outlet fitting, especially for rimless wall hung WC-pans and children toilet pan to avoid over-splash, packed in a plastic bag

	Code No.	P1	P2	P3	Recmd. price/€
	05.261.00..0000	1	50	1200	



INEO FRESH box for water box cube

Upgrade kit for concealed cisterns INEO CC-121-S-FO-2V-2C and CC-121-S-UO-2V-2C, INEO FRESH ensures hygiene and a pleasant fragrance in the toilet, preventing limescale in the cistern and toilet bowl; preferred application in rimless toilet bowls, simple and uncomplicated installation of the box, the water box cubes can be easily refilled through the access opening, economic consumption (ca. 4 weeks/cube)

Scope of supply: INEO FRESH box including 2 water box cubes

The cleaning cubes being used must be suitable for WC plastic cisterns and must not contain chlorine or any oxidizing components, otherwise the cistern may be damaged (e.g. stress cracking).

	Code No.	P1	P2	P3	Recmd. price/€
	05.158.00..0000	1	5	600	

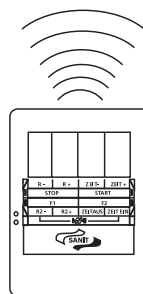
Service and maintenance remote control DO-25

For contact-free adjustment of the pre-set functions as (described in the WC and urinal control systems), plastic case (w) 60 x (h) 80 x (d) 25 mm, with 2 x 1.5V alkaline battery, with usage instructions for customer service and cleaning staff, packed in a box

Attention! Limited to the following urinal control systems: infrared technology (series version 1), RL1 technology (series version 2) up to 2011



	Code No.	P1	P2	P3	Recmd. price/€
	01.103.00..0000	1	5	600	

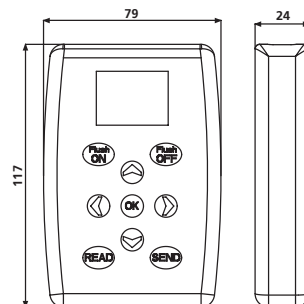


Bi-directional maintenance and service remote control DO-5.1 S

For non-contact monitoring and change of the factory settings of IR and RL1 urinal control systems, graphic display, languages: English, German, French; plastic case (l) 117 x (w) 79 x (h) 25 mm, with 2 x 1.5V alkaline batteries, DO-5.1 S can be used for urinal infrared technology from 09/2011 (series version 2) and urinal RL1-technology from 09/2011 (series version 3), packed in a box



	Code No.	P1	P2	P3	Recmd. price/€
	03.806.00..0000	1	25	800	

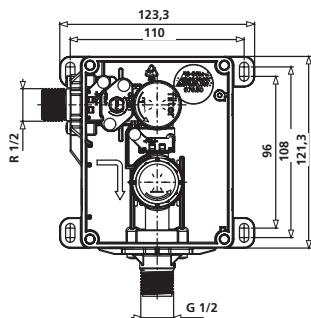




Urinal roughing-in box

With urinal cartridge valve technology

Universal cartridge roughing-in set with a compact design for solid walls for manual pneumatic cartridge valves or solenoid cartridge valves 6V DC for infra-red electronics, relative conductivity, plastic roughing-in box w/h/d 96 x 122 x 72 mm, with pre-assembled, modifiable water path, with stopcock, prededuction box for access opening can be cut to size, with fastenings, flow pressure 1-10.0 bar, Noise Class I, universal R 1/2 water connection, filter and valve cap with 8 mm hexagonal socket, packed in a box

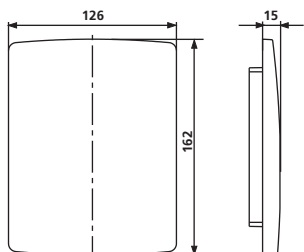


	Code No.	P1	P2	P3	Recmd. price/€
	03.954.00..0000	1	120		



Cover plate for urinal roughing-in set

Brushed stainless steel, 126 x 162 mm, suitable for urinal roughing-in set and for power supply unit Code no. 01.254.00..0000, packed in a box



Colour	Code No.	P1	P2	P3	Recmd. price/€
brushed stainless steel	16.076.00..0000	1	14	448	



1. Connection set for urinal with spray head

For INEO urinal element

Includes: comprising sound absorbing water connection G 1/2 internal thread/ G 1/2 external thread, brass, length 55 mm, for connection to flexible metal hose in urinals with spray head, packed in a plastic bag

2. Urinal water supply set DN 15

For urinals with back inlet

Material: brass, consisting of: supply connection piece G 1/2 x 45 mm, connector d: 32-38 mm, packed in a plastic bag


Version	Code No.	P1	P2	P3	Recmd. price/€
1.	05.013.00..0000	1	5	600	
2.	03.049.00..0000	1	100	2400	

1.



2.





Sound-absorbing set for INEO concealed elements, 995 N, 996

For use with requirements for increased sound insulation, for feet, wall brackets and structural connections etc., consisting of 4 elastomer pads and 4 elastomer washers, fitting instructions, packed in a plastic bag

	Code No.	P1	P2	P3	Recmd. price/€
	16.032.00..0000	1	100	3200	



Sound-absorbing set for urinals

Sound insulating board, white, incl. fastenings, up to 380 mm wide and 630 mm high, 100 % recyclable, to interrupt the sound bridge between tiles and ceramic fittings, packed in a plastic bag

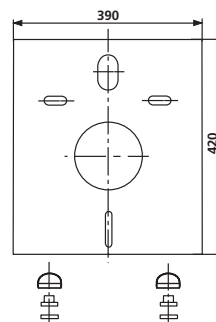

Quality: RG 70 kg/m³, 4 mm thick, with test certificate

	Code No.	P1	P2	P3	Recmd. price/€
	16.101.00..0000	1	25	200	

Sound-absorbing set for wall-hung WC and bidet

Sound insulating board, white, incl. white cover-up accessories, 100 % recyclable, to interrupt the sound bridge between tiles and ceramic fittings, packed in a plastic bag

Quality: RG 70 kg/m³, 4 mm thick, with test certificate

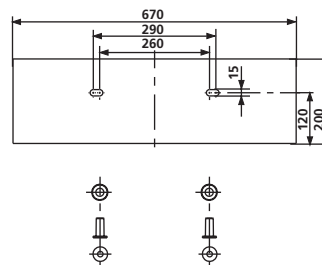


	Code No.	P1	P2	P3	Recmd. price/€
	16.002.00..0000	1	10	500	

Sound-absorbing set for wash basin

sound insulating board, white, incl. rosette M10 for wash basin, up to 750 mm wide, 100 % recyclable, to interrupt the sound bridge between tiles and sanitary ceramic, packed in a plastic bag

Quality: RG 70 kg/m³, 4 mm thick, with test certificate



	Code No.	P1	P2	P3	Recmd. price/€
	16.006.00..0000	1	80	960	



Zigzag universal mounting profile

Flexible zigzag sound insulating PE mounting strip, white (2 parts), self-adhesive on one side, universal mounting profile for all ceramic parts, to interrupt the sound bridge between wall tiles and ceramic fittings, packed in a plastic bag

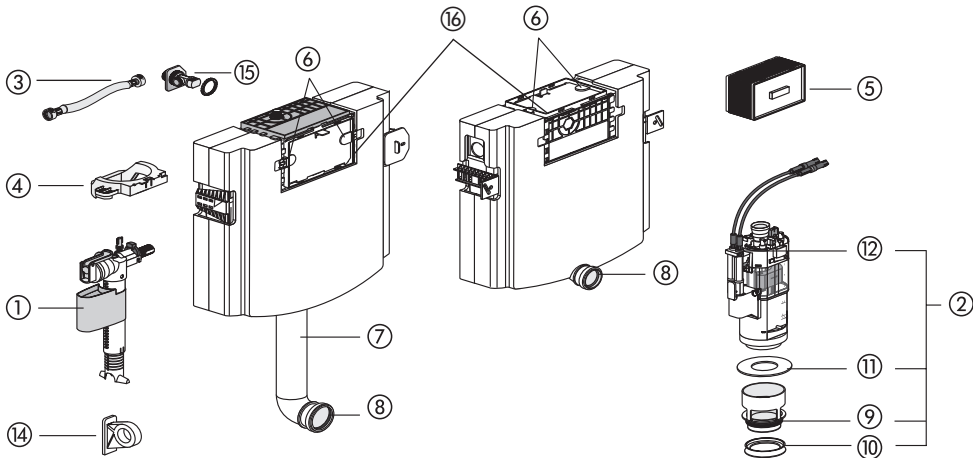
Size	Code No.	P1	P2	P3	Recmd. price/€
2 x 4,5 m/50 x 4 mm	16.109.00..0000	1	50	1200	



Flexible sound insulating profile for shower trays and bathtubs

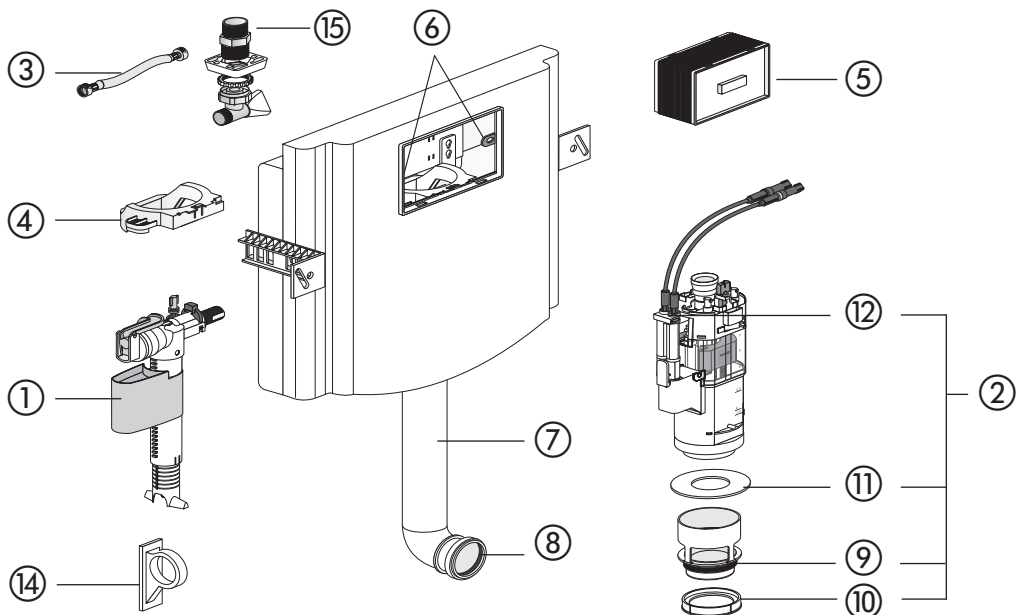
Flexible protecting profile for shower trays and bathtubs, PE strip, white, self-adhesive on one side, to interrupt the sound bridge between wall tiles and shower tray / bathtub, packed in a plastic bag

Size	Code No.	P1	P2	P3	Recmd. price/€
3,3 m/50 x 4 mm	16.110.00..0000	1	500		

Concealed cistern INEO, CC-122-S-UO-2V-2C, with small access opening, IH 985 / IH 820

No.	Name	Code No.	Recommended price/€
1	Universal fill valve 510, G 3/8 x 20 mm	25.003.00..0000	
2	Universal flush valve INEO	03.982.00..0000	
3	Flexible hose DN6 280 mm	05.266.00..0000	
4	Positioning device	04.293.00..0000	
5	Protection box	16.030.00..0000	
6	Toggle	04.294.00..0000	
7	Flush pipe with lip seal (install. height 985)	05.052.00..0000	
8	Lip seal d: 45	02.461.00..0000	
9	O-Ring d: 55 x 5	02.436.00..0000	
10	Flush flow reducer	02.758.00..0000	
11	Sealing ring d: 31 x d: 63 x 2.8	02.754.00..0000	
12	Cable box	05.019.00..0000	
13*	Start/stop set	03.999.00..0000	
14	Fill valve support	03.851.00..0000	
15	Angle valve connection set R 1/2	05.247.00..0000	
16	Slide-in frame incl. toggles	05.287.00..0000	

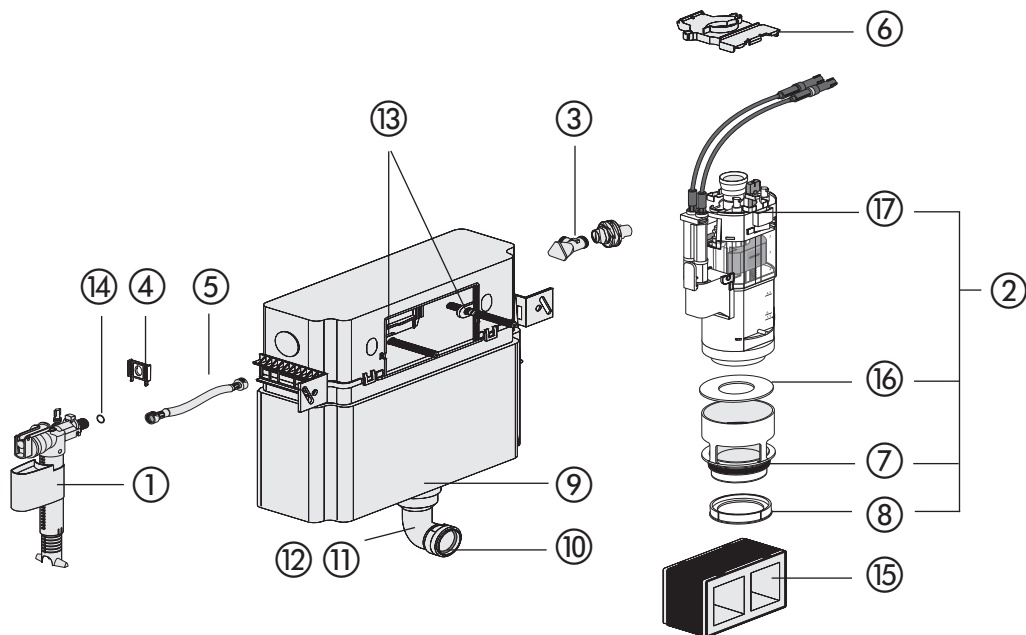
Concealed cistern INEO, CC-121-S-FO-2V-2C, with small access opening



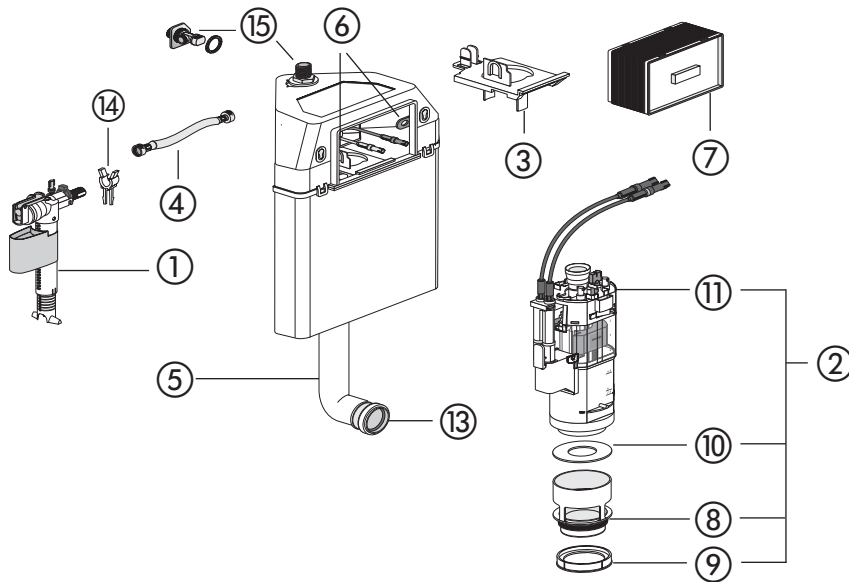
No.	Name	Code No.	Recommended price/€
1	Universal fill valve 510, G 3/8 x 20 mm	25.003.00..0000	
2	Universal flush valve INEO	03.982.00..0000	
3	Flexible hose DN6 280 mm	05.266.00..0000	
4	Positioning device	04.204.00..0000	
5	Protection box	16.030.00..0000	
6	Toggle	02.972.00..0000	
7	Flush pipe with lip seal	05.052.00..0000	
8	Lip seal d: 45	02.461.00..0000	
9	O-Ring d: 55 x 5	02.436.00..0000	
10	Flush flow reducer	02.758.00..0000	
11	Sealing ring d: 31 x d: 63 x 2.8	02.754.00..0000	
12	Cable box	05.019.00..0000	
13 *	Start/stop set	03.999.00..0000	
14	Fill valve support	03.851.00..0000	
15	Angle valve connection set R 1/2	05.173.00..0000	

Exploded view diagram of the water pump assembly for the M1000. The diagram shows the main pump unit (2) with a cable, and various components labeled 1 through 7. Component 1 is a bracket with screws. Component 2 is the main pump unit. Component 3 is a filter. Component 4 is a gasket. Component 5 is a cap. Component 6 is a cable. Component 7 is a hose fitting.

155

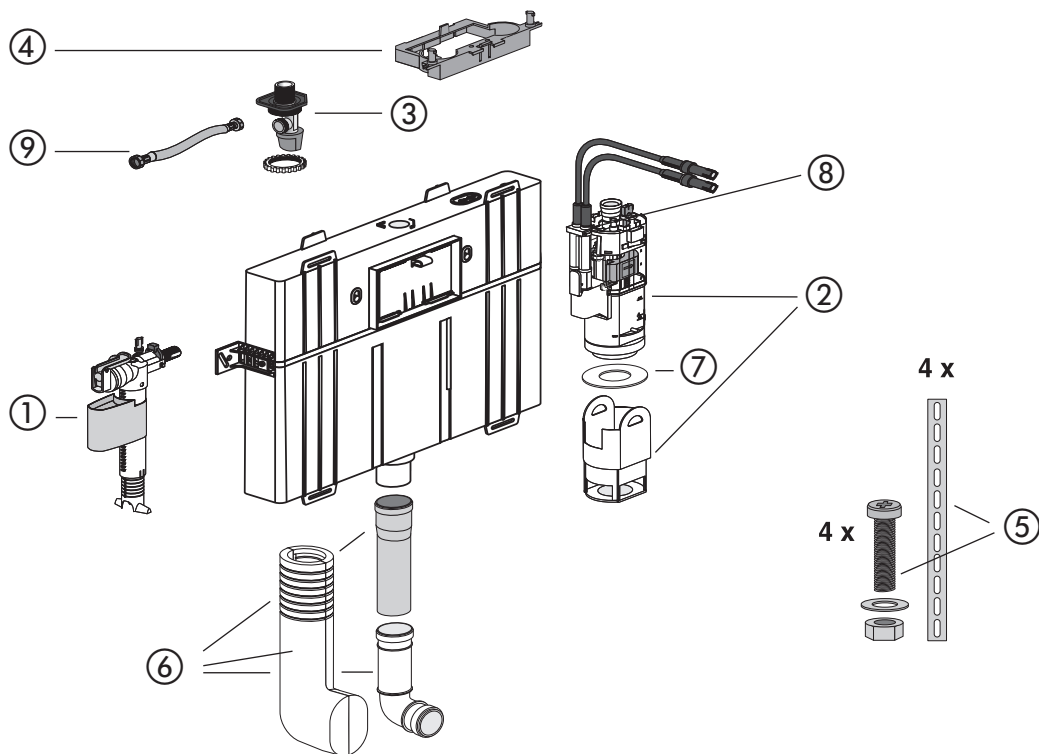
Concealed cistern 983N, CC-150-S-UO(FO)-2V-2C, with small access opening


No.	Name	Code No.	Recommended price/€
1	Universal fill valve 510, G 3/8 x 20 mm	25.003.00..0000	
2	Universal flush valve INEO	03.982.00..0000	
3	Angle valve G 1/2	02.425.00..0000	
4	Fill valve support	02.759.00..0000	
5	Flexible hose DN6 280 mm	05.266.00..0000	
6	Positioning device	02.749.00..0000	
7	O-Ring d: 55 x 5	02.436.00..0000	
8	Flush flow reducer	02.758.00..0000	
9	O-Ring d: 49 x 6	02.753.00..0000	
10	Lip seal d: 45	02.461.00..0000	
11	Flush pipe with O-Ring (install. height 985)	01.234.00..0000	
12	Flush pipe with O-Ring (install. height 820)	01.236.00..0000	
13	Toggle	02.972.00..0000	
14	O-Ring d: 8 x 1.5 for flexible hose	04.024.00..0000	
15	Protection box with EPS-core	16.031.00..0000	
16	Sealing ring d: 31 x d: 63 x 2.8	02.754.00..0000	
17	Cable box	05.019.00..0000	
18 *	Start/stop set	03.999.00..0000	

WC corner element 995 SC, CC-200-S-FO-2V-2C, with small access opening


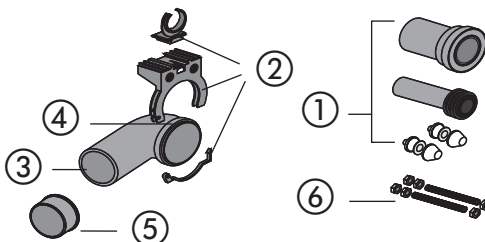
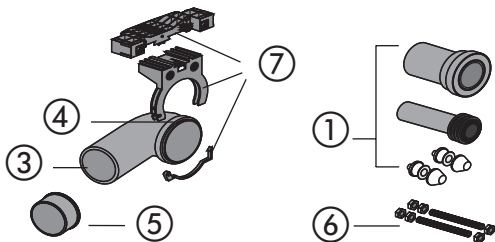
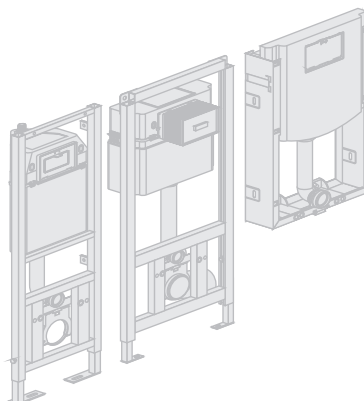
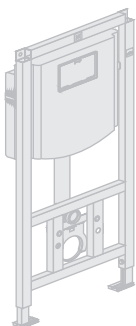
No.	Name	Code No.	Recommended price/€
1	Universal fill valve 510, G 3/8 x 20 mm	25.003.00..0000	
2	Universal flush valve INEO	03.982.00..0000	
3	Positioning device	04.173.00..0000	
4	Flexible hose DN6 280 mm	05.266.00..0000	
5	Flush pipe with O-Ring	03.847.00..0000	
6	Toggle	02.972.00..0000	
7	Protection box with cover	16.030.00..0000	
8	O-Ring d: 55 x 5	02.436.00..0000	
9	Flush flow reducer	02.758.00..0000	
10	Sealing ring d: 31 x d: 63 x 2.8	02.754.00..0000	
11	Cable box	05.019.00..0000	
12 *	Start/stop set	03.999.00..0000	
13	Lip seal d: 45	02.461.00..0000	
14	Fill valve support	02.971.00..0000	
15	Angle valve connection set R 1/2	05.247.00..0000	

Concealed cistern 8 cm, CC-80-S-FO-2V-2C, with small access opening



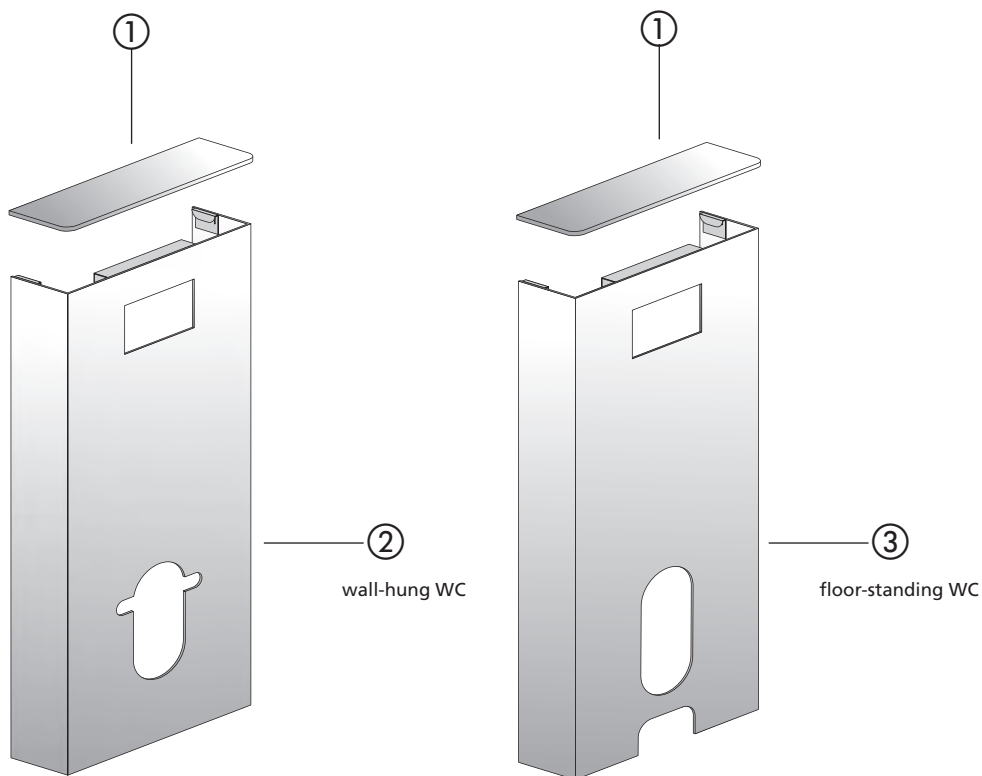
No.	Name	Code No.	Recommended price/€
1	Universal fill valve 510, G 3/8 x 20 mm	25.003.00..0000	
2	Flush valve 8 cm	05.076.00..0000	
3	Angle valve connection R 1/2	05.247.00..0000	
4	Positioning device	04.224.00..0000	
5	Fastening set	03.374.00..0000	
6	Adjustable flush pipe with cladding	03.377.00..0000	
7	Sealing ring d: 20.3 x d: 50.5 x 2.8	04.013.00..0000	
8	Cable box	05.019.00..0000	
9	Flexible hose	05.266.00..0000	

WC elements for wet/dry installation



No.	Name	Code No.	Recommended price/€
1	WC connection kit DN 90	58.933.00..0000	
2	Pipe support dip	01.821.00..0000	
3	WC connecting bend 90°, DN90	58.904.00..0000	
4	Lip seal	04.131.00..0000	
5	Reducing sleeve DN 90 / DN 100	58.211.00..0000	
6	WC fastenings M12	01.827.00..0000	
7	Clamp block	05.213.00..0000	

Cladding for INEO SOLO, CC-121-S-UO-2V-2C, with small access opening

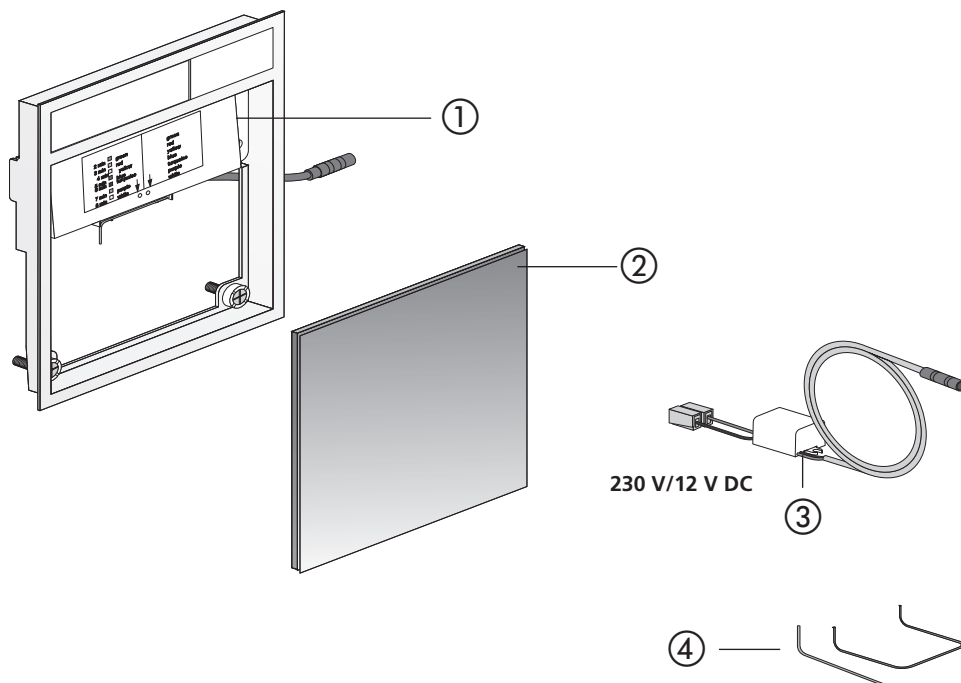


No.	Name	Code No.	Recommended price/€
1	Cover of glass white black	04.202.00..0002 04.202.00..0001	
2	Cladding made of high quality composite material white black	04.208.00..0003 04.208.00..0004	
3	Cladding made of high quality composite material white black	04.209.00..0003 04.209.00..0004	

The diagram illustrates the assembly of a support bracket. A metal bracket, labeled with a circled '1', is shown being attached to a dark-colored panel. The bracket has a U-shaped profile with a locking mechanism on the side. Two long, threaded quick fixation bolts, labeled with a circled '2', are shown below the bracket. These bolts have a standard hex head and a long threaded shaft. The bolts are intended to be inserted through the bracket and the panel to secure it in place.

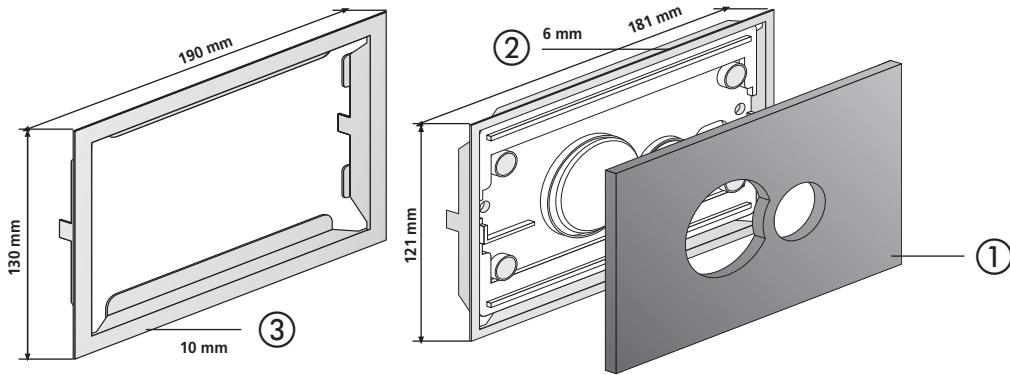
No.	Name	Code No.	Recommended price/€
1	Support bracket	05.078.00..0000	
2	Quick fixation bolts (pair)	01.231.00..0000	

Push plate LIS with illumination, flush mounted (Code No. 16.734.00..00XX)



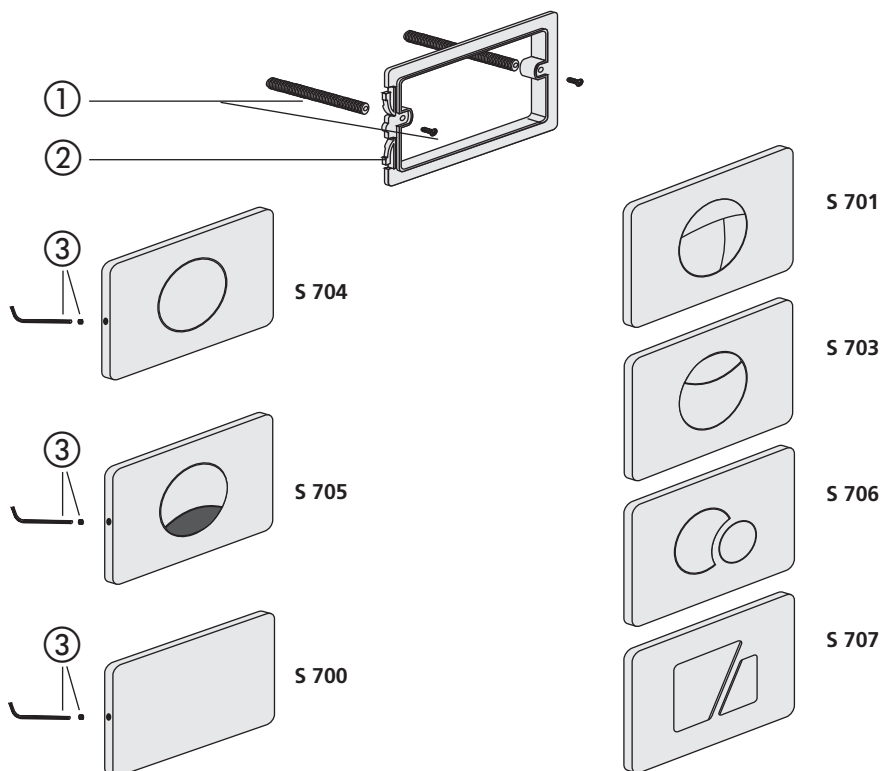
No.	Name	Code No.	Recommended price/€
1	Illumination module	05.134.00..0000	
2	Design element glass, white glass, black glass, red glass, silver grey glass, anthracite Schiefer, grey Granit, black	05.021.00..0001 05.021.00..0003 05.021.00..0004 05.021.00..0005 05.021.00..0006 05.021.00..0002 05.021.00..0007	
3	Power supply 230 V / 12V DC	05.135.00..0000	
4	Clip and Key	04.245.00..0000	

Push plate SG 706, glass / SK 706 plastic, flush mounted



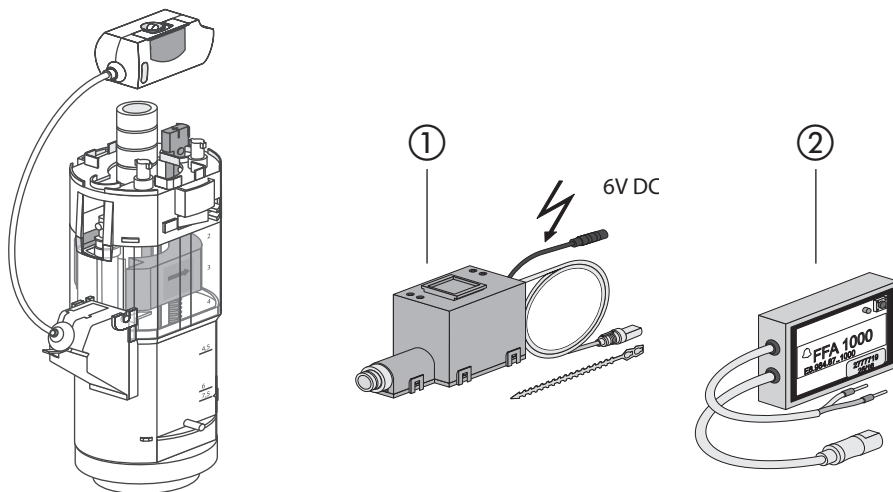
No.	Colour	Code No.	Recommended price/€
1	Actuator frame glass white black	05.012.C9..0000 05.012.C8..0000	
2	WC blind frame, 6 mm polished stainless steel brushed stainless steel	04.082.00..0000 04.081.00..0000	
3	WC retrofit blind frame 10 mm, polished stainless steel brushed stainless steel	04.067.00..0000 04.067.00..S000	

Design line S 700-707 push plates

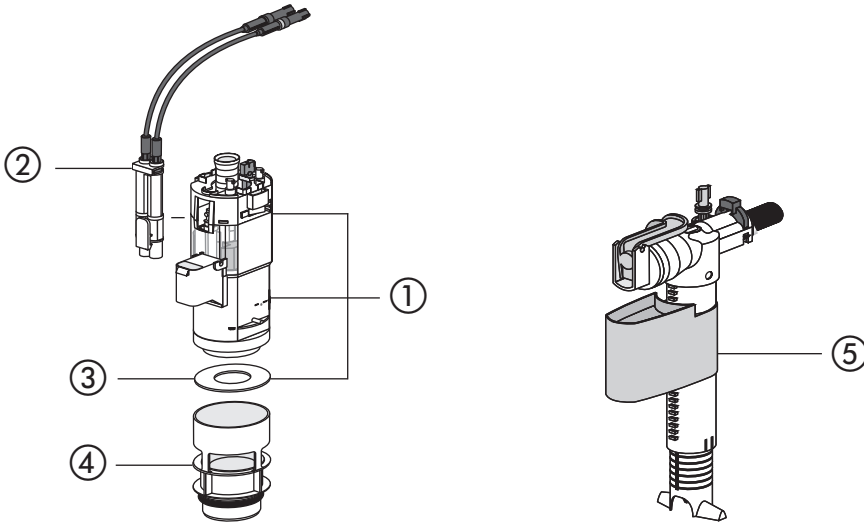


No.	Name	Code No.	Recommended price/€
1	Quick fixation bolts (pair)	01.231.00..0000	
2	Support bracket	02.991.00..0000	
3	Security screw and key	03.104.00..0000	



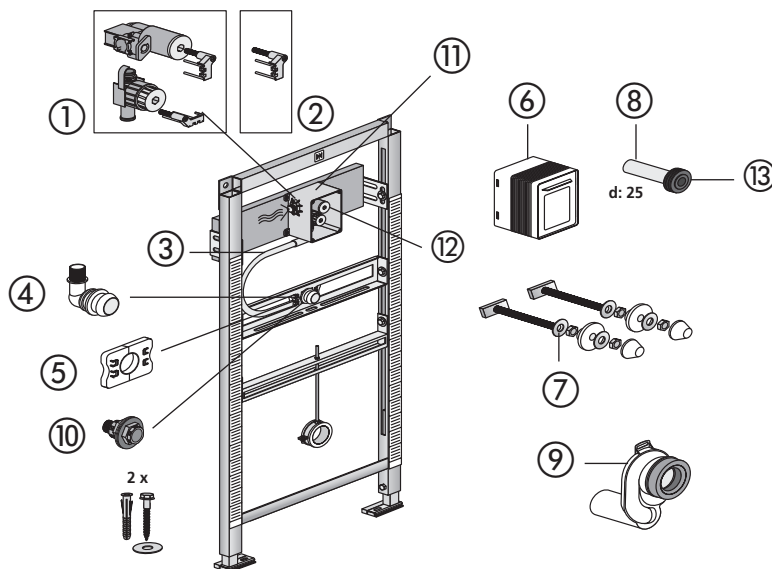
[illegible]

*2 for WC control systems 05.043.00..0000



No.	Name	Code No.	Recommended price/€
1.	Flush valve für conversion set INEO UPDATE	05.205.00..0000	
2.	Cable box (380 mm)	05.206.00..0000	
3.	Sealing ring d: 31 x d: 63 x 2.8	02.754.00..0000	
4.	Bottom valve INEO UPDATE with sealing ring	05.207.00..0000	
5.	Universal fill valve	25.003.00..0000	

Urinal element INEO (from 2014) (Code No. 90.668.00..T000)



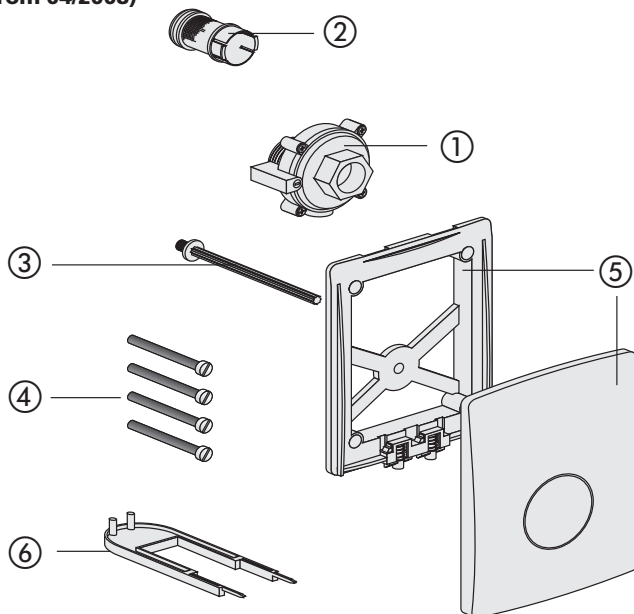
No.	Name	Code No.	Recommended price/€
1	Water duct incl. securing clamp (since 2014)	05.025.00..0000	
2	Securing clamp	05.027.00..0000	
3	Flexible hose 400 mm, DN 13	05.029.00..0000	
4	Urinal bracket	05.030.00..0000	
5	Clamps 2 pieces	04.213.00..0000	
6	Tiling set	05.026.00..0000	
7	Urinal fastening set	03.809.00..0000	
8	Urinal inlet fitting, plastic	05.028.00..0000	
9	Urinal exhaust trap DN 50	31.410.00..0000	
10	Connection set for urinal with spray head	05.013.00..0000	
11	Urinal roughing-in box	03.954.00..0000	
12	Sealing plug for filter cartridge	02.206.00..0000	
13	Urinal flush pipe joint	04.247.00..0000	

Diagram illustrating the components of the door assembly:

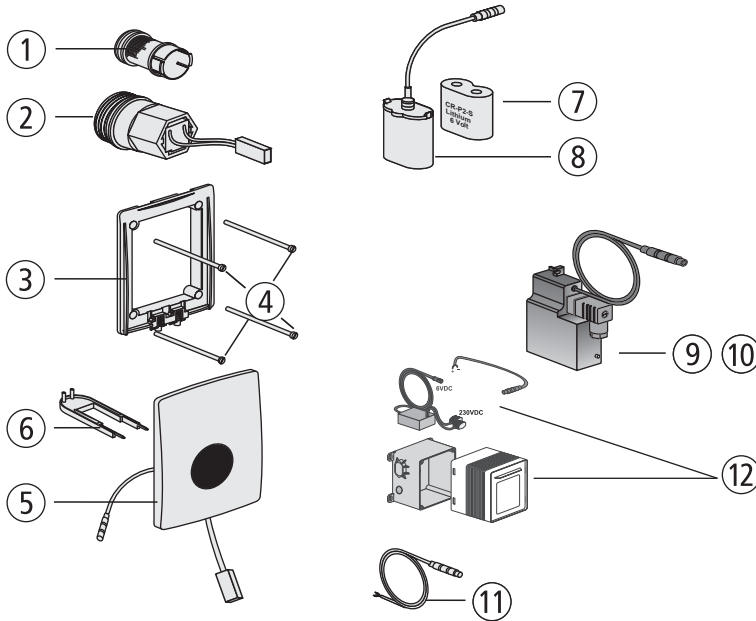
- 1: Main door handle assembly.
- 2: Cylindrical lock component.
- 3: Long threaded rod.
- 4: Four short screws.
- 5: Inner door panel with a circular cutout.
- 6: Outer door panel with a 10 mm gap.

PRE-WALL INSTALLATION PWI 169

Urinal cover plate for hand-operated concealed flush valve with cartridge valve technology (APIS 6 SM) (from 04/2008)

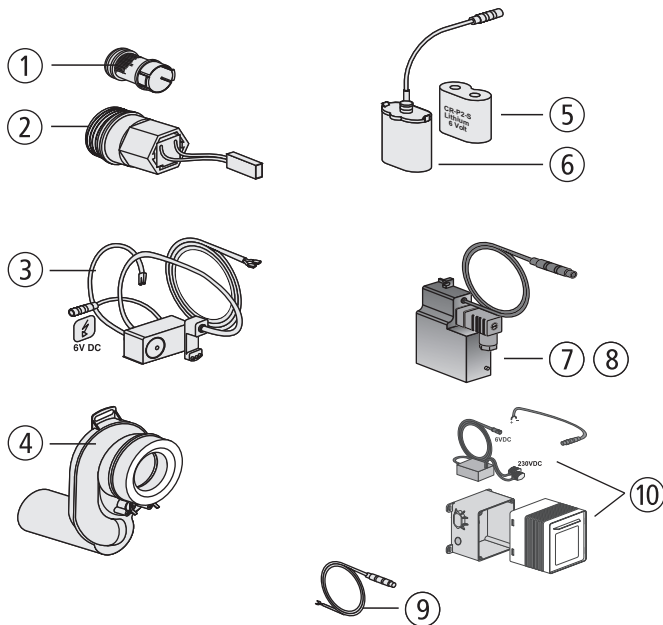


No.	Name	Code No.	Recommended price/€
1	Pneumatic cartridge valve	03.341.00..0000	
2	Filter for cartridge valve technology	03.343.00..0000	
3	Pressure pin for urinal technology	04.012.00..0000	
4	Fastening screws M5 x 70 (4 pcs.)	03.107.00..0000	
5	Urinal cover plate with mounting frame alpine white chrome/matt chrome chrome matt chrome brushed stainless steel	03.106.01..0000 03.106.28..0000 03.106.81..0000 03.106.93..0000 03.106.00..0000	
6	Removal tool for urinal-cover plate, plastic	02.992.00..0000	

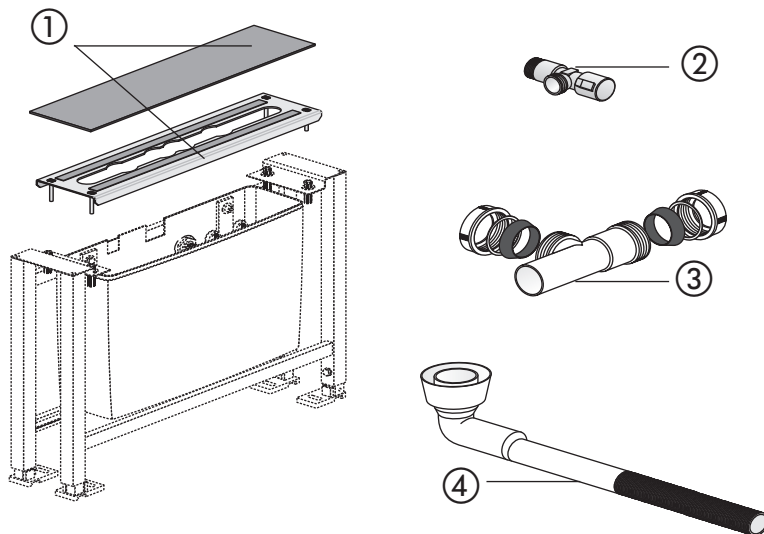
Infrared urinal cartridge valve technology with cover plate (APIS 6 SM) (from 04/2008)


No.	Name	Code No.	Recommended price/€
1	Filter	03.343.00..0000	
2	Solenoid cartridge valve 6V DC	03.342.00..0000	
3	Mounting frame	03.369.00..0000	
4	Fastening screws M5 x 70 (4 pcs.)	03.107.00..0000	
5	Urinal infrared cover plate 6V DC, alpine white brushed stainless steel chrome	03.370.01..0000 03.370.00..0000 03.370.81..0000	
6	Removal tool for urinal cover plate	02.992.00..0000	
7	Lithium battery 6V DC, CR P 2	02.993.00..0000	
8	Battery holder for battery CR P 2	03.109.00..0000	
9	Power supply 24V AC/6V DC	03.113.00..0000	
10	Power supply 230V AC/6V DC, for single installation	03.112.00..0000	
11	Connection cable 600 mm with special plug	03.111.00..0000	
12	Concealed power supply unit 230V AC/6V DC, for single and series installations	01.254.00..0000	

Urinal with cartridge valve technology, vandal-safe RL1 (APIS 6 SM) (from 04/2008)



No.	Name	Code No.	Recommended price/€
1	Filter	03.343.00..0000	
2	Solenoid cartridge valve 6V DC	03.342.00..0000	
3	Urinal clip RL 1 for cartridge valve technology	03.371.00..0000	
4	Urinal exhaust trap with pre-assembled stainless steel electrodes	03.114.00..0000	
5	Lithium battery 6V DC, CR P 2	02.993.00..0000	
6	Battery holder for battery CR P 2	03.109.00..0000	
7	Power supply 24V AC/6V DC	03.113.00..0000	
8	Power supply 230V AC/6V DC, for single installation	03.112.00..0000	
9	Connection cable 600 mm with special plug	03.111.00..0000	
10	Concealed power supply unit 230V AC/6V DC, for single and series installations	01.254.00..0000	



No.	Name	Code No.	Recommended price/€
1	Cover concealed bath system frame	05.226.00..0000	
2	Angle valve G 1/2 x G 1/2	04.273.00..0000	
3	T-piece d: 32 mm with non-return valve	01.379.00..5000	
4	Outlet bend for hose box	05.225.00..0000	




DISCONTINUED PRODUCTS

Spare parts for concealed cisterns

Spare parts for WC flush actuators

Spare parts for urinal flush actuators

PWI spare parts – concealed cisterns 2.8.



CC-150-S-UO-2V-2C

Concealed Cistern	Installation depth	Button size	Operation	Flushing	Flush Valve
	150 mm	Small Operated	Uni	2V dual flush	2Cable

90.702.00..T000 WC element 995 N, height 985, without wall bracket

90.703.00..T000 WC element 995 N, height 820, without wall bracket

95.702.00..0000 Concealed WC module 982 N

95.703.00..0000 Concealed cistern 983 N

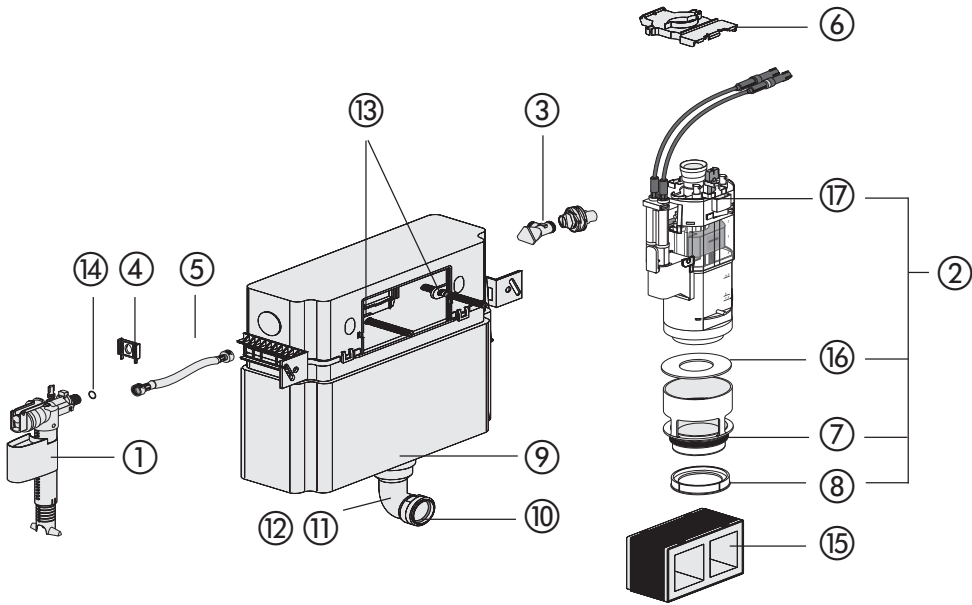


CC-150-S-FO-2V-2C

Concealed Cistern	Installation depth	Button size	Operation	Flushing	Flush Valve
	150 mm	Small	Front Operated	2V dual flush	2Cable

95.709.00..0000 Concealed WC module 980 N

**DISCONTINUED PRODUCT – Concealed cistern 983N, CC-150-S-UO(FO)-2V-2C,
with small access opening**



No.	Name	Code No.	Recommended price/€
1	Universal fill valve 510, G 3/8 x 20 mm	25.003.00..0000	
2	Universal flush valve INEO	03.982.00..0000	
3	Angle valve G 1/2	02.425.00..0000	
4	Fill valve support	02.759.00..0000	
5	Flexible hose DN6 280 mm	05.266.00..0000	
6	Positioning device	02.749.00..0000	
7	O-Ring d: 55 x 5	02.436.00..0000	
8	Flush flow reducer	02.758.00..0000	
9	O-Ring d: 49 x 6	02.753.00..0000	
10	Lip seal d: 45	02.461.00..0000	
11	Flush pipe with O-Ring (install. height 985)	01.234.00..0000	
12	Flush pipe with O-Ring (install. height 820)	01.236.00..0000	
13	Toggle	02.972.00..0000	
14	O-Ring d: 8 x 1.5 for flexible hose	04.024.00..0000	
15	Protection box with EPS-core	16.031.00..0000	
16	Sealing ring d: 31 x d: 63 x 2.8	02.754.00..0000	
17	Cable box	05.019.00..0000	
18 *	Start/stop set	03.999.00..0000	

PWI spare parts – concealed cisterns 2.8.



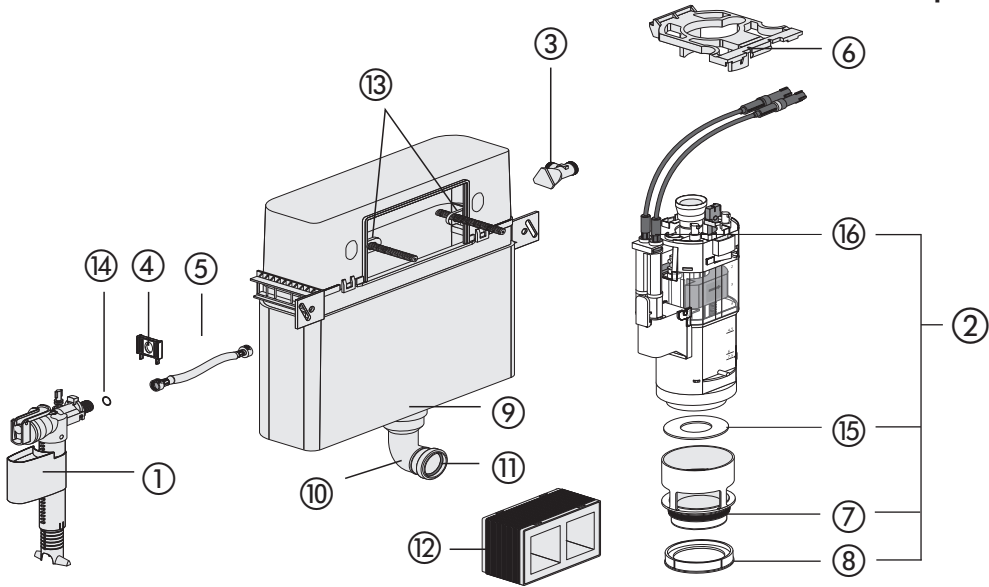
CC-120-S-FO-2V-2C

Concealed Cistern	Installation depth	Button size	Operation	Flushing	Flush Valve
	120 mm	Small	Front Operated	2V dual flush	2Cable

98.704.00..0000

WC block element 988 C

**DISCONTINUED PRODUCT – Concealed cistern 983C, CC-120-S-FO-2V-2C,
with small access opening**



No.	Name	Code No.	Recommended price/€
1	Universal fill valve 510, G 3/8 x 20 mm	25.003.00..0000	
2	Universal flush valve INEO	03.982.00..0000	
3	Angle valve G 1/2	02.425.00..0000	
4	Fill valve support	02.759.00..0000	
5	Flexible hose DN6 280 mm	05.266.00..0000	
6	Positioning device	02.966.00..0000	
7	O-Ring d: 55 x 5	02.436.00..0000	
8	Flush flow reducer	02.758.00..0000	
9	O-Ring d: 49 x 6	02.753.00..0000	
10	Flush pipe with O-Ring	01.232.00..0000	
11	Lip seal d: 45	02.461.00..0000	
12	Protection box with EPS-core	16.031.00..0000	
13	Toggle	02.972.00..0000	
14	O-Ring d: 8 x 1.5 for flexible hose	04.024.00..0000	
15	Sealing ring d: 31 x d: 63 x 2.8	02.754.00..0000	
16	Cable box	05.019.00..0000	
17 *	Start/stop set	03.999.00..0000	

* no illustration

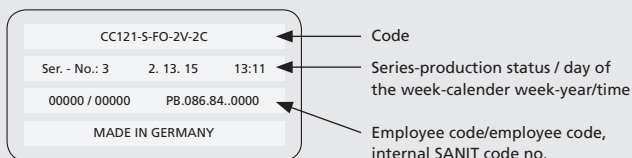


CC-120-L-FO-2V-L (Discontinued Product)

Concealed Cistern	Installation depth 120 mm	Button size Large	Operation Front Operated	Flushing 2V dual flush	Flush Valve Lever
90.601.00..T000	WC element 995, height 1185, without wall bracket				
90.650.00..0000	WC element 995, height 1185, with wall bracket				
90.670.00..0000	WC-pack 995				
95.947.00..0000	Concealed cistern 980/2V				
95.918.00..0000	Concealed cistern 983 for floor-standing WCs, in-wall installation				
95.999.00..0000	Concealed cistern 983 for floor-standing WCs, pre-wall installation				
95.907.00..0000	Concealed toilet module 980, height 1080, without brackets				
95.908.00..0000	Concealed toilet module 980, height 1080, with brackets				
95.970.00..0000	WC package 980 with WC seat 1501				
95.970.00..S000	WC package 980 with WC seat 1501				

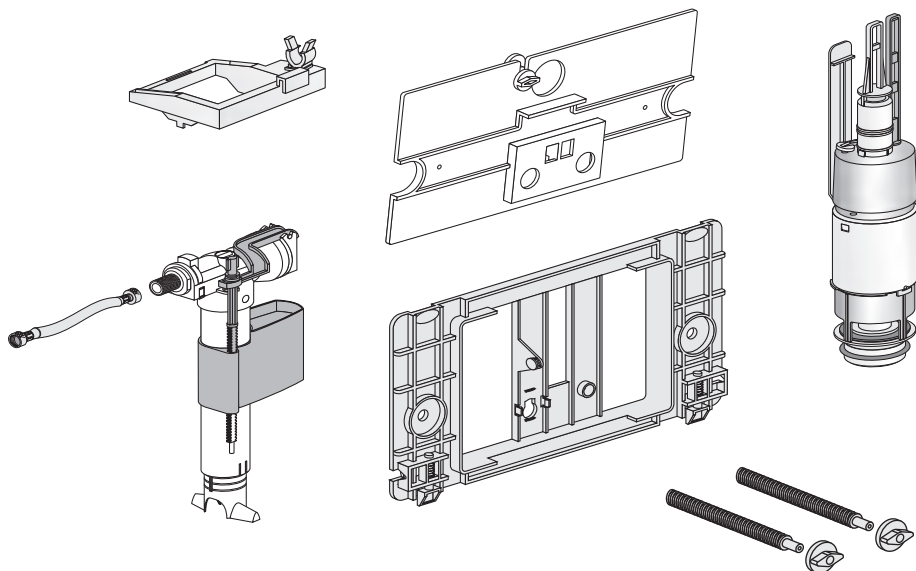
Marking series-production status CC INEO

Code and series-production status are marked in the concealed cistern as follows.



PRE-WALL INSTALLATION PWI

**DISCONTINUED PRODUCT – Conversion set from start/stop to dual flush
for concealed cisterns CC-120-L with large access opening**



No.	Name	Code No.	Recommended price/€
1	Conversion set	05.145.00..0000	
	Note: replaces conversion set Code No. 01.951.00..0000		

PRE-WALL INSTALLATION PWI 183

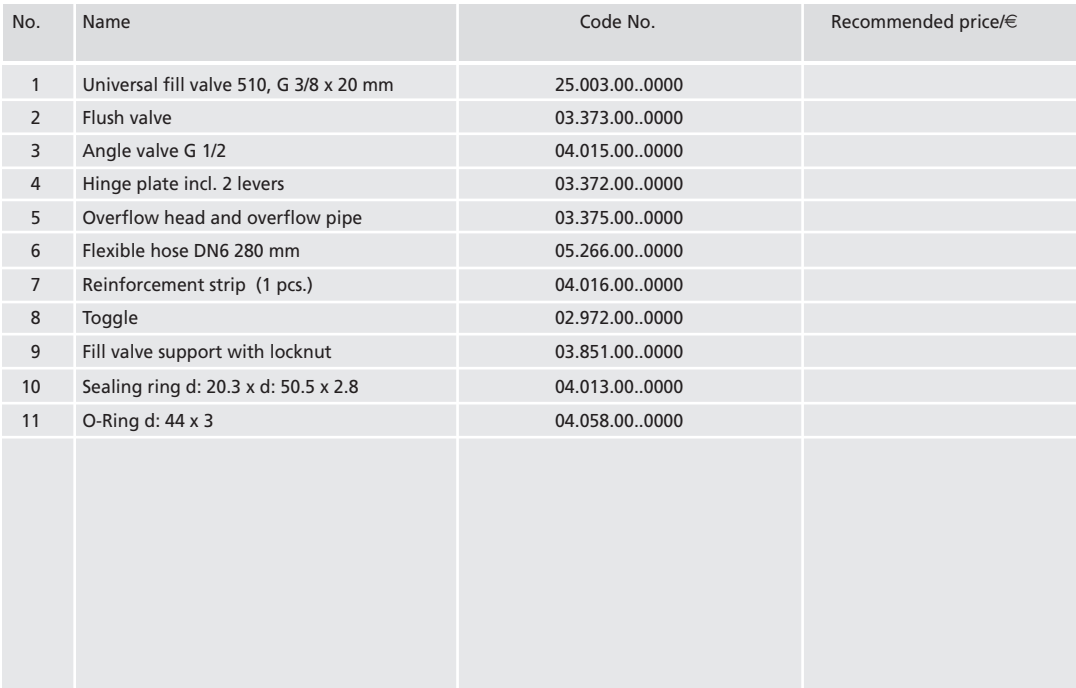
PWI spare parts – concealed cisterns 2.8.



CC-80-M-FO-2V-L (Discontinued Product)

Concealed Cistern	Installation depth 80 mm	Button size Medium	Operation Front Operated	Flushing 2V dual flush	Flush Valve Lever
90.801.00..0000		WC element 800, height 1235			
90.801.00..5000		WC element 800, height 1235, with lateral fixation			
95.801.00..0000		Concealed cistern 800			
95.802.00..0000		Concealed toilet module 800			

with medium access opening (from 2007 to 2014)





CC-120-M-FO-2V-L (Discontinued Product)

Concealed Cistern	Installation depth 120 mm	Button size Medium	Operation Front Operated	Flushing 2V dual flush	Flush Valve Lever
90.501.00..0000		WC element 995 M, height 1185, without wall bracket			
90.550.00..0000		WC element 995 M, height 1185, with wall bracket			
95.500.00..0000		Concealed cistern 980 M			
95.501.00..0000		Concealed toilet module 980 M			

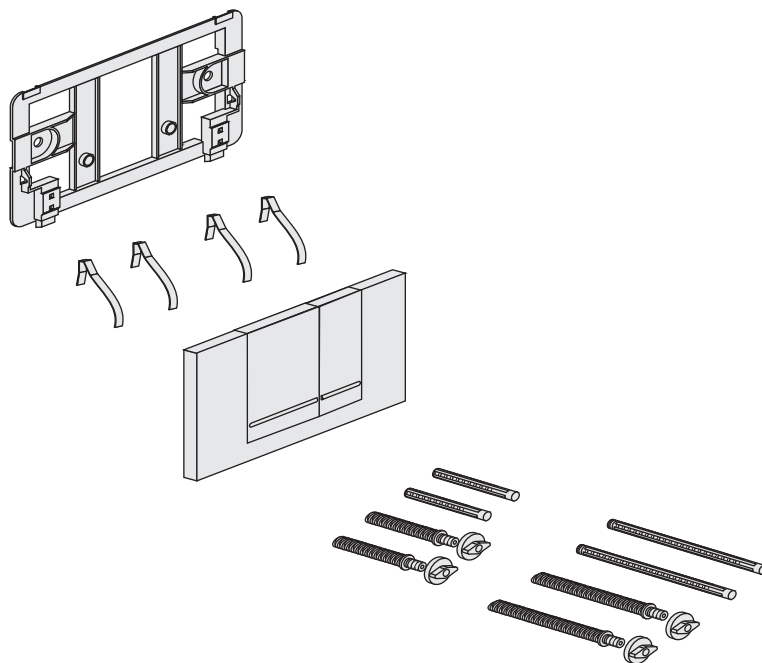
This exploded view diagram illustrates the assembly of the Bosch Power Tools 2606V2000. The components are numbered as follows:

- 1**: Main body of the tool.
- 2**: A bracket or mounting plate.
- 3**: A small cylindrical component, likely a pin or bush.
- 4**: A rectangular plate or cover.
- 5**: A flexible hose or cable.
- 6**: A complex internal assembly, possibly a motor or actuator.
- 7**: A long, thin component, likely a blade or cutting edge.
- 8**: A circular component, possibly a wheel or roller.
- 9**: A small metal bracket or clip.
- 10**: A cylindrical component, likely a bearing or bush.
- 11**: A small cylindrical component, likely a pin or bush.

PRE-WALL INSTALLATION PWI

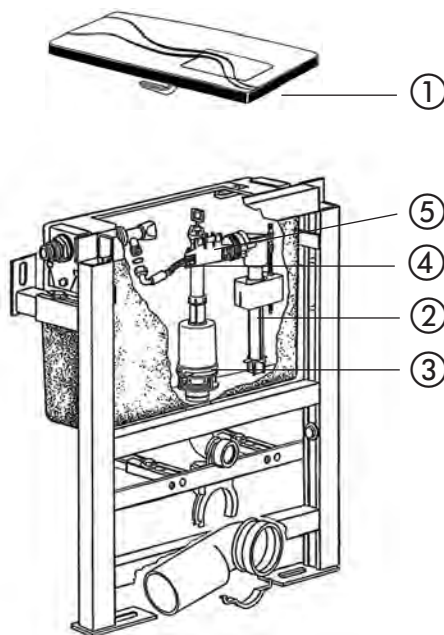
DISCONTINUED PRODUCT – Push plate M 806

(Code No. 16.806.**..0000) (from 2010 to 2014)



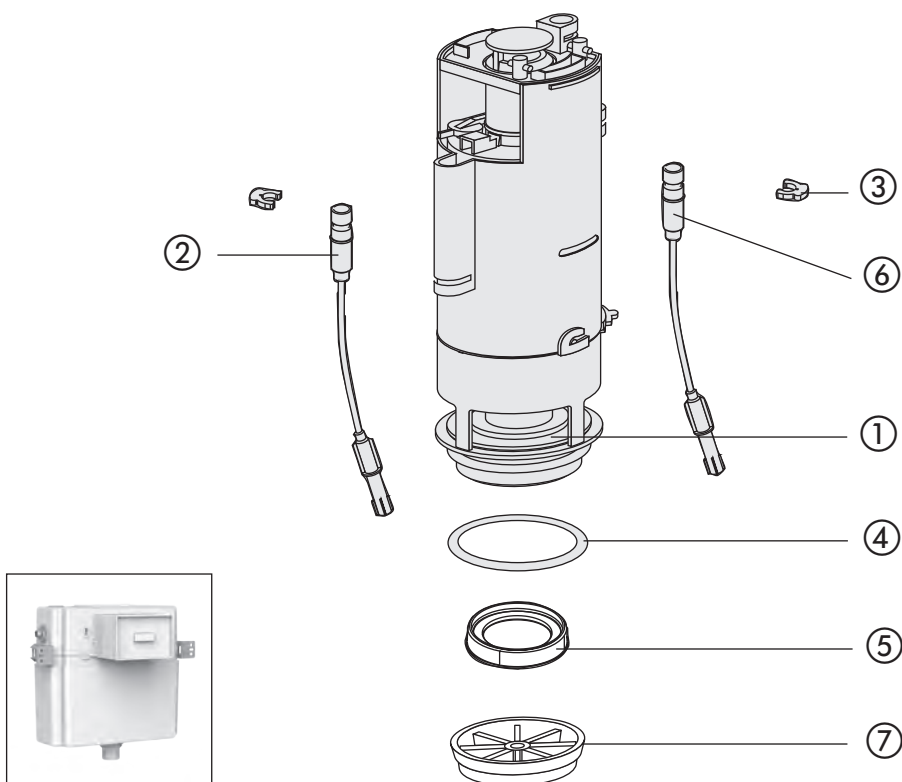
No.	Name	Code No.	Recommended price/€
1	Push plate M 806 alpine white chrome matt chrome	16.806.01..0000 16.806.81..0000 16.806.93..0000	

DISCONTINUED PRODUCT – Concealed cistern, Push plate top operated
(from 1995 to 2004)



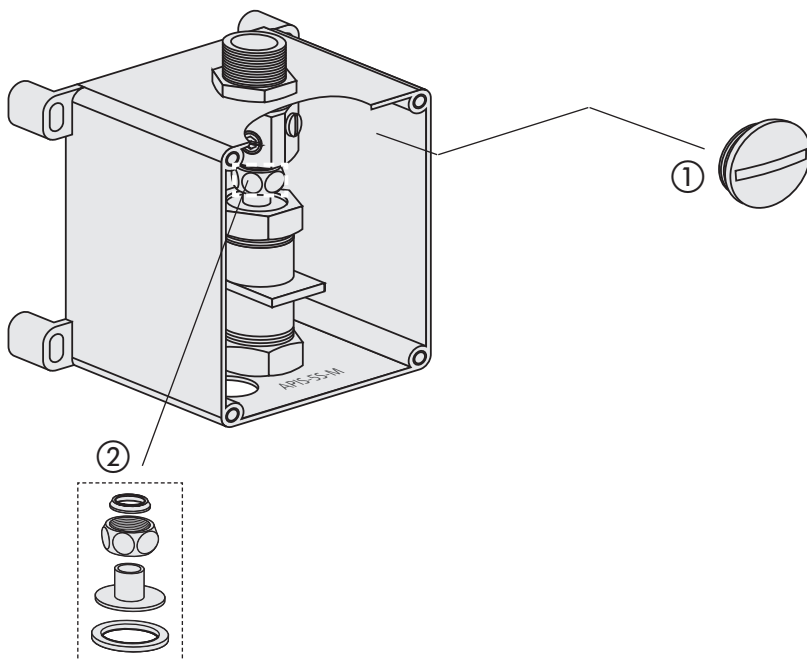
No.	Name	Code No.	Recommended price/€
1	Push plate, alpine white	16.005.01..0000	
2	Universal fill valve 510, G 3/8 x 20 mm	25.003.00..0000	
3	Flush valve	01.790.00..0000	
4	Flexible connection hose with seals G 3/8	01.094.00..0000	
5	Fill valve support	02.669.00..0000	

**DISCONTINUED PRODUCT – Flush valve for concealed cisterns CC-150-S-FO-2V-2C
with small access opening (Code No. 01.220.00..0000) (from 2002 to 2014)**



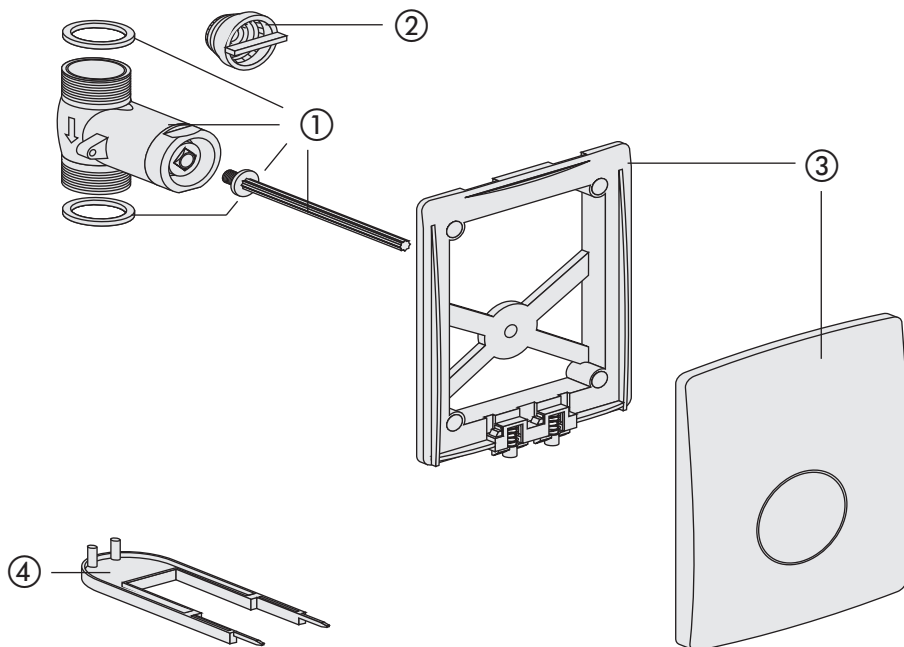
No.	Name	Code No.	Recommended price/€
1	Sealing ring d: 31 x d: 63 x 2.8	02.754.00..0000	
2	Cable, 560 mm long, black	02.755.00..0000	
3	Clamps	02.756.00..0000	
4	O-Ring d: 55 x 5	02.436.00..0000	
5	Flush flow reducer (install. height 1185) for concealed systems	02.758.00..0000	
6	Cable, 500 mm long, red	02.769.00..0000	
7	Flush flow reducer for exposed and concealed cisterns	04.174.00..0000	
8 *	2 cables 1 m, black, with clips	03.037.00..0000	
9 *	Cable, 700 mm long, black	02.025.00..0000	

DISCONTINUED PRODUCT – Roughing-in set (APIS 5 SM)
(Code No. 01.218.00..0000) (from 2002 to 2008)



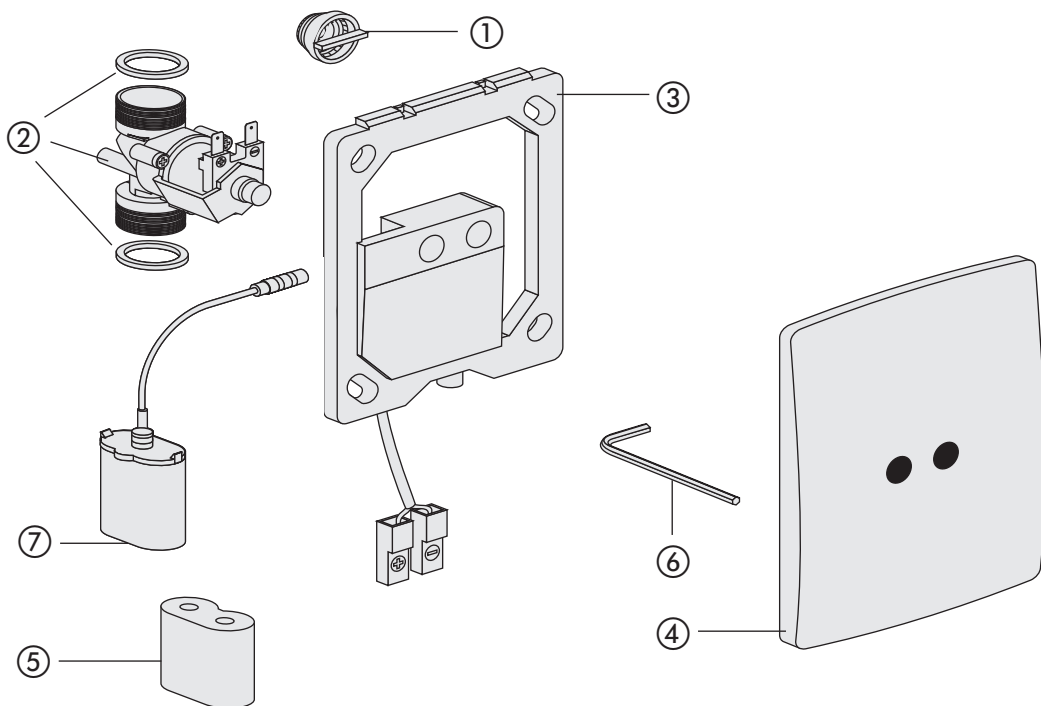
No.	Name	Code No.	Recommended price/€
1	Cap	02.970.00..0000	
2	Screw connection G 3/8	03.852.00..0000	

**DISCONTINUED PRODUCT – Urinal cover plate für concealed pressure valve
(APIS 5 SM) (Code No. 16.055.**..0000) (from 2003 to 2008)**



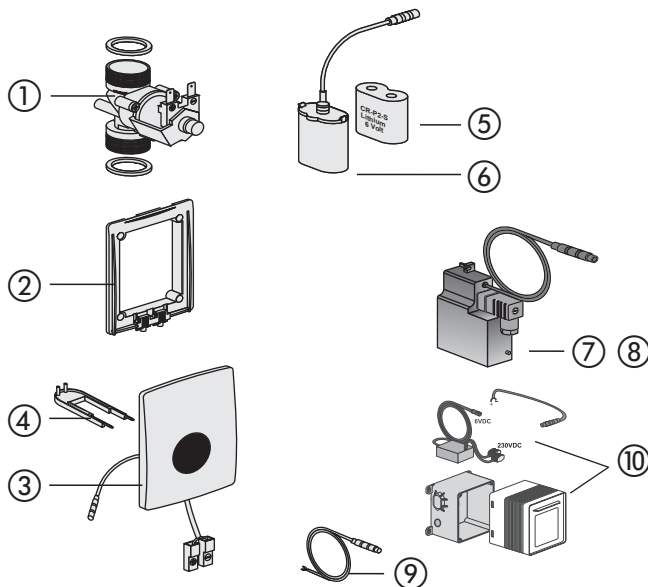
No.	Name	Code No.	Recommended price/€
1	Self closing valve DN 15 with pressure pin and seals	03.105.00..0000	
2	Filter	03.051.00..0000	
3	Cover plate with mounting frame alpine white chrome/matt chrome matt chrome chrome brushed stainless steel	03.106.01..0000 03.106.28..0000 03.106.93..0000 03.106.81..0000 03.106.00..0000	
4	Removal tool	02.992.00..0000	

DISCONTINUED PRODUCT – Urinal cover plate for INFRA 6V battery (APIS 5 SM)
(Code No. 16.046.00..0000) (from 2002 to 2008)



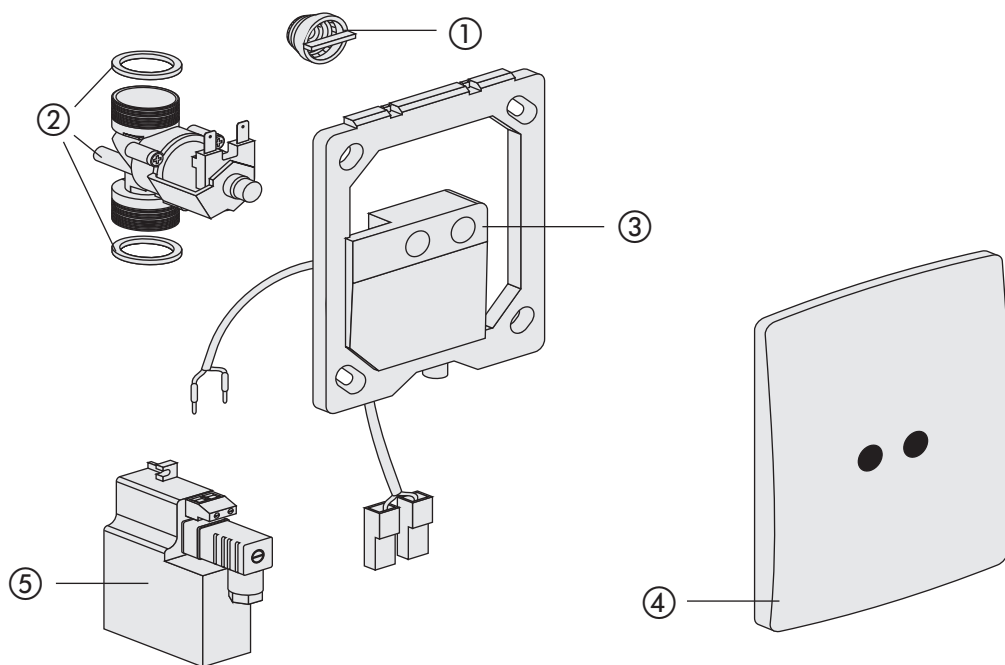
No.	Name	Code No.	Recommended price/€
1	Filter	03.051.00..0000	
2	Solenoid valve 6V DC G 3/4 AG, BL 61 mm, incl. 2 seals	03.108.00..0000	
3	Infrared electronics 6V DC	03.116.00..0000	
4	Stainless steel cover 120 x 150 x 16 mm	03.117.00..0000	
5	Lithium battery 6V DC, CR P 2	02.993.00..0000	
6	Allen key 2.5 mm	02.995.00..0000	
7	Battery holder for battery CR P 2	03.109.00..0000	

DISCONTINUED PRODUCT – Infrared urinal technology with cover plate (APIS 5 SM)
(Code No. 16.060.-16.063.00..0000) (from 2006 to 2008)



No.	Name	Code No.	Recommended price/€
1	Solenoid valve 6V DC	03.108.00..0000	
2	Mounting frame	03.369.00..0000	
3	Urinal infrared cover plate 6V DC, plastic, alpine white	03.980.00..0000	
4	Removal tool for urinal cover plate	02.992.00..0000	
5	Lithium battery 6V DC, CR P 2	02.993.00..0000	
6	Battery holder for battery CR P 2	03.109.00..0000	
7	Power supply 24V AC/6V DC	03.113.00..0000	
8	Power supply 230V AC/6V DC, for single installation	03.112.00..0000	
9	Connection cable 600 mm with special plug	03.111.00..0000	
10	Concealed power supply unit 230V AC/6V DC, for single and series installations	01.254.00..0000	

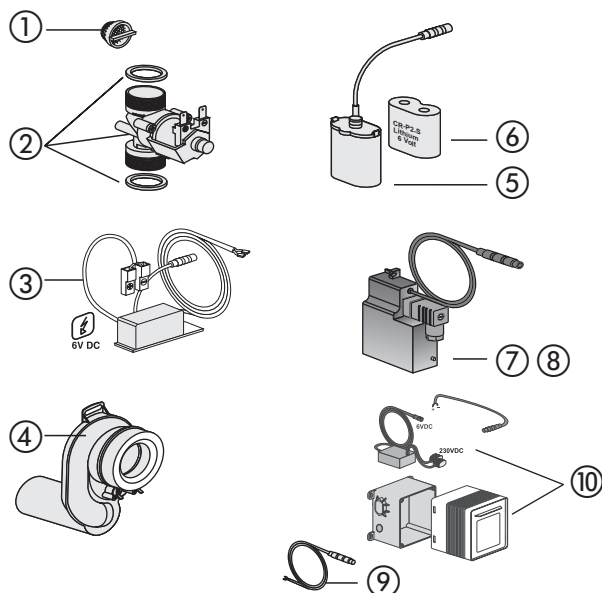
DISCONTINUED PRODUCT – Urinal cover plate for INFRA 230V mains (APIS 5 SM)
(Code No. 16.045.00..0000) (from 2002 to 2008)



No.	Name	Code No.	Recommended price/€
1	Filter	03.051.00..0000	
2	Solenoid valve 12V AC G 3/4 AG, BL 61 mm, incl. 2 seals	03.118.00..0000	
3	Infrared electronics 12V AC	03.119.00..0000	
4	Stainless steel cover 120 x 150 x 16 mm	03.117.00..0000	
5	Power supply 230V AC/ 12V AC	03.120.00..0000	

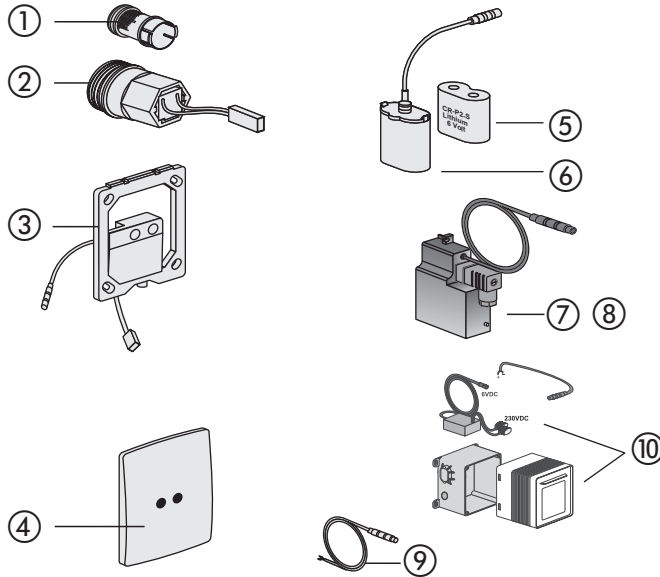
DISCONTINUED PRODUCT – urinal technology, vandal-safe RL 1 (APIS 5 SM)

(Code No. 01.426/427/428/429.00..0000) (from 2004 to 2008)



No.	Name	Code No.	Recommended price/€
1	Filter	03.051.00..0000	
2	Solenoid valve 6V DC G 3/4 AG, BL 61 mm, incl. 2 seals	03.108.00..0000	
3	Urinal electronic module RL 1	03.110.00..0000	
4	Urinal exhaust trap with pre-assembled stainless steel electrodes	03.114.00..0000	
5	Battery holder for battery CR P 2	03.109.00..0000	
6	Lithium battery 6V DC, CR P 2	02.993.00..0000	
7	Power supply 24V AC/6V DC	03.113.00..0000	
8	Power supply 230V AC/6V DC, for single installation	03.112.00..0000	
9	Connection cable 600 mm with special plug	03.111.00..0000	
10	Concealed power supply unit 230V AC/6V DC, for single and series installations	01.254.00..0000	

**DISCONTINUED PRODUCT – Urinal cartridge valve technology with stainless steel cover plate
(APIS 6 SM) (Code No. 16.065/066/067/068.00..0000) (from 2008 to 2009)**




No.	Name	Code No.	Recommended price/€
1	Filter	03.343.00..0000	
2	Solenoid cartridge valve 6V DC	03.342.00..0000	
3	Infra urinal control 6V DC	03.368.00..0000	
4	Stainless steel cover 120 x 150 x 16 mm	03.117.00..0000	
5	Lithium battery 6V DC, CR P 2	02.993.00..0000	
6	Battery holder for battery CR P 2	03.109.00..0000	
7	Power supply 24V AC/6V DC	03.113.00..0000	
8	Power supply 230V AC/6V DC, for single installation	03.112.00..0000	
9	Connection cable 600 mm with special plug	03.111.00..0000	
10	Concealed power supply unit 230V AC/6V DC, for single and series installation	01.254.00..0000	



SANIT Installation Systems

Bathroom renovation in the twinkling of an eye

- Planning and calculation reliability
- Cost optimization due to short assembly time
- Individually prefabricated
- On-schedule delivery to construction sites
- High product standard
- On-site measurement service



PREFABRICATED & RATIONAL

WWW.SANIT.COM



Our clever concept for the renovation and initial equipping of bathrooms in rental apartments - particularly economical and time-saving. SANIT installation systems facilitate planning, calculation and installation. They are individually prefabricated and delivered to the construction site on schedule.

Exactly tailored to your needs

- individually prefabricated according to the building requirements
- high quality product according to standards

Safe planning and cost savings

- precise preliminary costing without hidden costs
- low personnel input, low rent losses

Quick and easy to install

- extremely short assembly time due to prefabricated shaft and pre-wall installation
- provision of all materials in the container


All dates always under control

- precise scheduling and coordination
- on-schedule delivery to construction sites

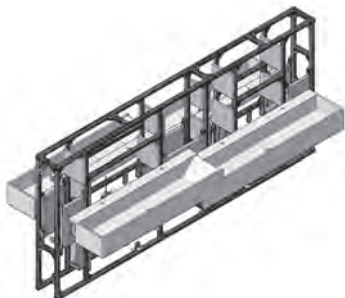
Reliable at your side in every phase

- clear assignment in the event of a warranty claim thanks to contact person
- support for specialist planners through our planning proposals
- advice, instruction and site supervision by employees on site
- joint measurement with SANIT/Wittenberg planning engineers





Prefabricated freestanding wall
WC element INEO for children's
and babies floor standing WC



Freestanding module for 2 wash troughs



Front wall with washbasin-, urinal-
and wc module with complete waste
water and drinking water piping









WC module with strand cable

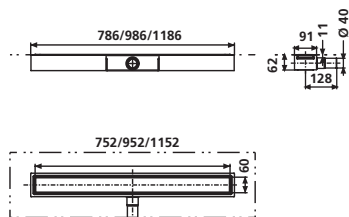




PRODUCT GROUP 4

WASTE KITS

Level-access shower channels and boards	4.6.		204-214
Level-access shower wastes and boards	4.5.		215-218
Waste kits for baths and shower trays	4.4.		219-246
Waste kits for laundry sinks, domestic appliances and urinals	4.3.		247-256
Waste kits for sinks and basins	4.2.		257-279
Waste kits for washbasins and bidets	4.1.		280-294



Shower channel ES 50, frameless, horizontal waste outlet, height 62 mm

For mortar installation, consisting of stainless steel shower channel, width 50 mm, length 750, 950 or 1150 mm, minimum installation height of 62 mm, trap height 30 mm (non-standard), drainage flow rate 0.5 l/sec according to DIN EN 1253, incl. stainless steel, ready-to-tilde base, glued sealing collar, tiling set and polymer adhesive, packed in a box

Size	Code No.	P1	P2	P3	Recmd. price/€
1. 750/50/62	03.950.00..0000	1	50		
2. 950/50/62	03.951.00..0000	1	50		
3. 1150/50/62	05.006.00..0000	1	50		

Accessories:

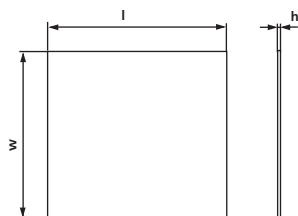
- Flexible connection hose Code No. 03.878.00..0000 see page 207
- Load distribution plate see below



Load distribution plate

Load distribution plate for shower channel ES 50, for use in constructions with low installation height to cover the waste pipe and ensure uniform load distribution, highly pressure-resistant composite board (Alucobond) with sealing film on both sides

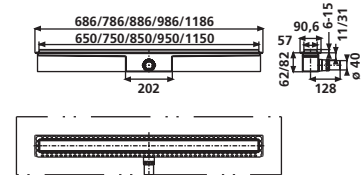
1. shower channel ES 50 - l/w: 750/50 mm
2. shower channel ES 50 - l/w: 950/50 mm



Size l/w/h	Code No.	P1	P2	P3	Recmd. price/€
1. 990 x 800 x 4	04.185.00..0000	1	100		
2. 1180 x 995 x 4	04.186.00..0000	1	100		

Shower channel ES 50, height-adjustable, horizontal waste outlet, height 62/82 mm

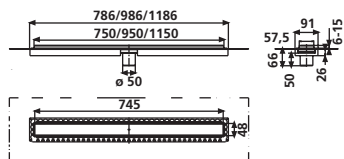
For solid wall installation, to drain floor-level showers, can be installed in the room or at the wall, minimum installation height 62 mm: odour trap height 30 mm (non-standard)*, minimum installation height 82 mm: odour trap height 50 mm, consisting of stainless steel shower channel 50 mm wide, with factory-fitted seal sleeve, drain frame, outlet capacity 0.5 l/sec, tested according to DIN EN 1253, incl. prefab assembly kit, height-adjustable and usable on both sides covering of stainless steel brushed or tileable for floor coverings between 6 and 15 mm (preset to 10 mm), covering of stainless steel brushed for floor coverings of 6 to 15 mm, covering tileable with floor coverings between 9 and 15 mm, with polystyrene carriers, building protection and fastenings, packed in a box



Size	Code No.	P1	P2	P3	Recmd. price/€
650/50/62	05.252.00..0000*	1	50		
650/50/82	05.255.00..0000	1	50		
750/50/62	05.231.00..0000*	1	50		
750/50/82	05.233.00..0000	1	50		
850/50/62	05.253.00..0000*	1	50		
850/50/82	05.256.00..0000	1	50		
950/50/62	05.234.00..0000*	1	50		
950/50/82	05.235.00..0000	1	50		
1150/50/62	05.254.00..0000*	1	50		
1150/50/82	05.257.00..0000	1	50		

Accessories:

- Flexible connection hose Code No. 03.878.00..0000 see page 207
- Load distribution plate see page 204



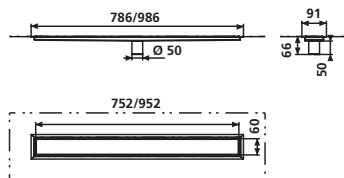
Shower channel ES 50, height-adjustable, vertical waste outlet

For solid wall installation, to drain floor-level showers, can be installed in the room or at the wall, minimum installation height 26 mm, consisting of stainless steel shower channel 50 mm wide, length 750, 950 or 1150 mm, with factory-fitted seal sleeve, drain frame, outlet capacity 0.5 l/sec, tested according to DIN EN 1253, incl. prefab assembly kit, height-adjustable and usable on both sides covering of stainless steel brushed or tileable for floor coverings between 6 and 15 mm (preset to 10 mm), covering of stainless steel brushed for floor coverings of 6 to 15 mm, covering tileable with floor coverings between 9 and 15 mm, with polystyrene carriers, building protection and fastenings, packed in a box

Size	Code No.	P1	P2	P3	Recmd. price/€
1. 750/50	05.258.00..0000	1	50		
2. 950/50	05.259.00..0000	1	50		
3. 1150/50	05.260.00..0000	1	50		

Accessories:

- Flexible connection hose Code No. 03.878.00..0000 see page 207
- Trap DN 50 Code No. 31.801.00..0000 see page 207



Shower channel ES 50, frameless, vertical waste outlet

For mortar installation, consisting of stainless steel shower channel, width 50 mm, length 750 or 950 mm, minimum installation height 26 mm, drainage flow rate 0.8 l/sec according to DIN EN 1253, incl. stainless steel ready-to-tile base, glued sealing collar, tiling set and polymer adhesive, packed in a box

Size	Code No.	P1	P2	P3	Recmd. price/€
1. 750/50	03.958.00..0000	1	50		
2. 950/50	03.959.00..0000	1	50		

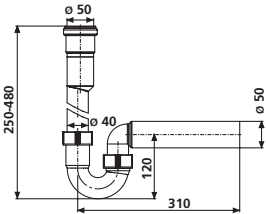
Accessories:

- Flexible connection hose Code No. 03.878.00..0000 see page 207
- Trap DN 50 Code No. 31.801.00..0000 see page 207

Trap DN 50

For shower channel ES 50 with vertical waste outlet, plastic, with connection pipe DN 50 and waste outlet pipe d: 50, packed in a plastic bag

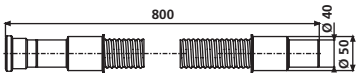
Size	Code No.	P1	P2	P3	Recmd. price/€
DN 50/d 50	31.801.00..0000	1	35	420	

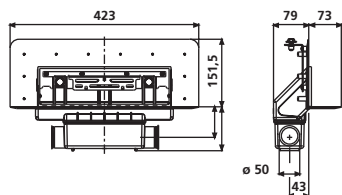


Flexible connection hose d: 40/50

Plastic, length 800 mm, packed in a plastic bag

Size	Code No.	P1	P2	P3	Recmd. price/€
d 40/50	03.878.00..0000	1	50	600	





Wall drain INEO LINNUM 30/50

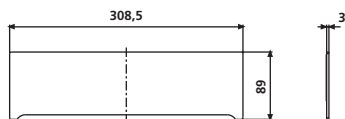
Horizontal waste outlet right/left d: 50 mm, for installation in/onto solid walls, in drywall construction, consisting of wall drain case with glued sealing collar, frame adjustable in height and depth for wall coverings of 4 to 22 mm, fixing material, tiling set, drainage flow rate 0.7 l/s according to DIN EN 1253, packed in a box

1. LINNUM 30 with 30 mm trap (non standard): Inlet height 100-120 mm
2. LINNUM 50 with 50 mm trap: Inlet height 120-200 mm

Size h	Code No.	P1	P2	P3	Recmd. price/€
1. 98,5	05.236.00..0000	1			
2. 116	05.237.00..0000	1			

Accessories:

- cover see page 208
- cladding panel see page 209
- modules see page 126



Cover

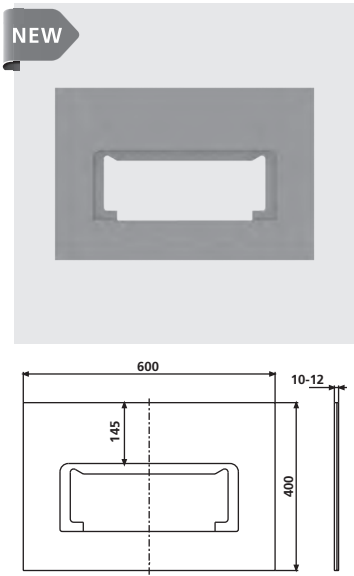
For wall drain INEO LINNUM 30/50, packed in a box

Colour	Code No.	P1	P2	P3	Recmd. price/€
brushed stainless steel	04.276.00..0000	1			

Cladding panel

For wall drain INEO LINNUM 30/50, packed in a box

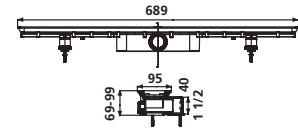
	Code No.	P1	P2	P3	Recmd. price/€
	17.118.00..0000	1			



Shower channel KS 50, 69 mm functional unit

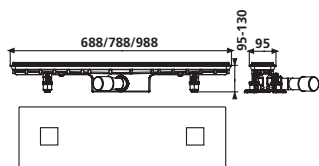
Height 69-99 mm, with removable trap, drainage flow rate 0.5 l/sec according to DIN EN 1253, with sealing collar and fastenings, not assembled, packed in a box

Size	Code No.	P1	P2	P3	Recmd. price/€
650/50/69	05.039.00..0000	1	50		



DISCONTINUED MODEL – delivery while stocks last

Level-access shower channels and boards 4.6.



Shower channel for mortar installation, plastic, width 50 mm

Height 95-130 mm, with removable trap, drainage flow rate 0.5 l/sec according to DIN EN 1253, with sealing collar and fastenings, not assembled, packed in a box

Size	Code No.	P1	P2	P3	Recmd. price/€
1. 650	03.562.00..0000	1	50		
2. 750	03.563.00..0000	1	50		
3. 950	03.564.00..0000	1	50		

DISCONTINUED MODEL – delivery while stocks last



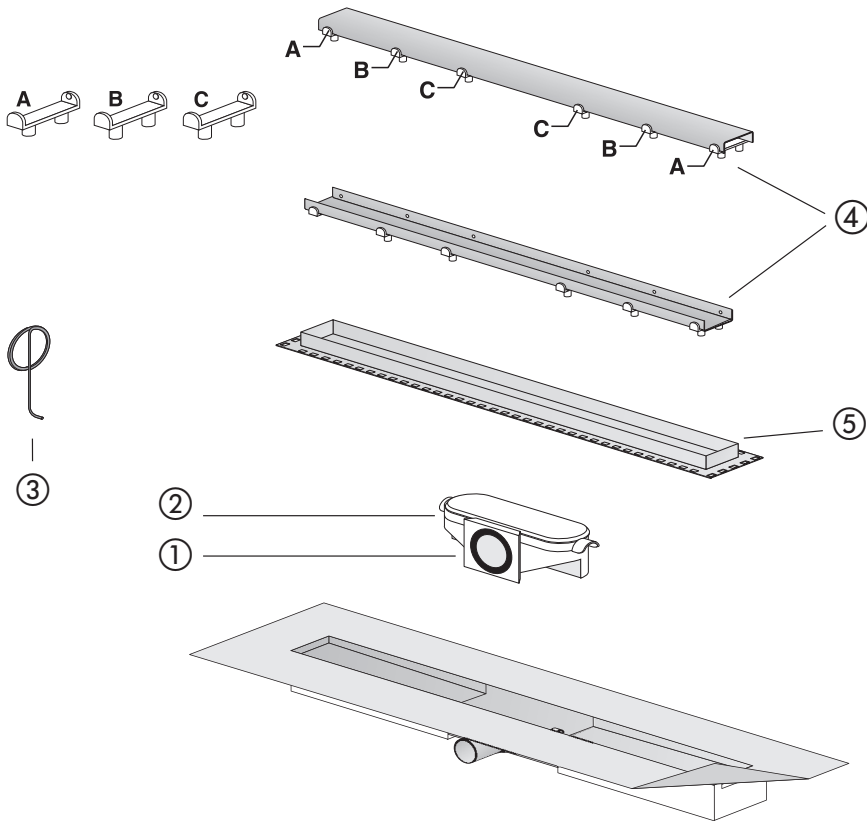
Finishing set for ready-to-tile grid, width 50 mm

For use with plastic shower channel for mortar installation, consisting of comprising frame and ready-to-tile grid, depth 12 mm, grid can also be used untiled as a stainless steel cover, height adjustable for various floor coverings (e.g. tiles), packed in a box

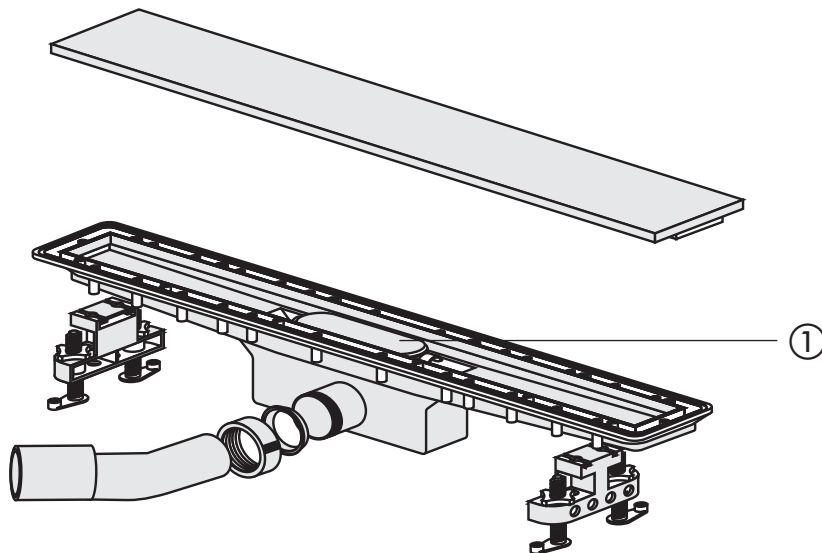
Material: stainless steel

Size	Code No.	P1	P2	P3	Recmd. price/€
1. 650	03.571.00..0000	1	100		
2. 950	03.573.00..0000	1	100		

Shower channel ES50



No.	Name	Code No.	Recommended price/€
1	Trap insert, GV 82 mm	03.647.00..0000	
2	Trap insert, GV 62 mm	03.886.00..0000	
3	Grid lifter	04.236.00..0000	
4	Grid 750/50/11 Grid 950/50/11 Grid 1150/50/11	04.230.00..0000 04.231.00..0000 04.232.00..0000	
5	Grid frame with EPS-core 750/50/11	04.233.00..0000	



No.	Name	Code No.	Recommended price/€
1	Trap insert, GV 82 mm	03.647.00..0000	

A

12 16 8 10 mm

1

B

2

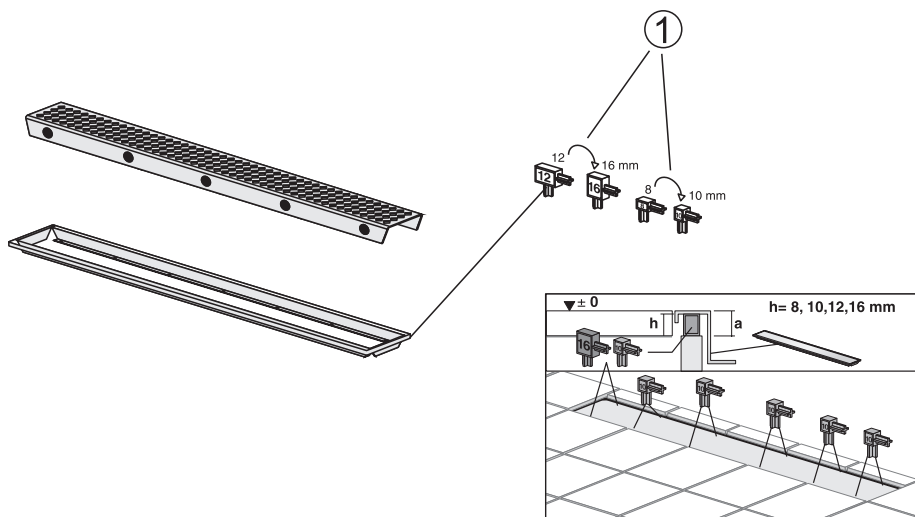
h = 8, 10, 12, 16 mm

L		Granit/ Marmor
650	10 x	645 x 48 x 13
750	10 x	745 x 48 x 13
850	14 x	845 x 48 x 13
950	14 x	945 x 48 x 13
1150	14 x	1145 x 48 x 13

No.	Name	Code No.	Recommended price/€
1	Height adjustment (2 x 14 pins)	03.750.00..0000	
2	Support piece (14 pcs.)	04.123.00..0000	

L		Granit/ Marmor
650	10 x	645 x 48 x 13
750	10 x	745 x 48 x 13
850	14 x	845 x 48 x 13
950	14 x	945 x 48 x 13
1150	14 x	1145 x 48 x 13

No.	Name	Code No.	Recommended price/€
1	Height adjustment (2 x 14 pins)	03.750.00..0000	
2	Support piece (14 pcs.)	04.123.00..0000	



No.	Name	Code No.	Recommended price/€
1	Height adjustment (2 x 14 pins)	03.750.00..0000	

Shower board

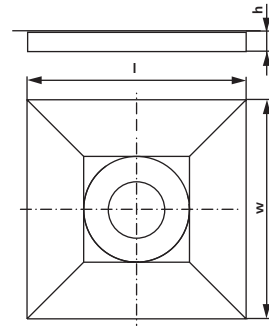
Square shower board for level-access showers, wheelchair accessible, serves as a base for tiles or similar floor covering, with integrated run-off slope of 2%, pre-mounted drain flange with internal sealing ring for SANIT shower waste; an overlapping, waterproof sealing film is glued to the surface, packed in a box

Material: EPS rigid foam 100 kg/m³

Custom-made on request!



Size l x w x h	Code No.	P1	P2	P3	Recmd. price/€
1. 500 x 500 x 35	03.246.00..0000	1			
2. 900 x 900 x 40	03.247.00..0000	1			
3. 1000 x 1000 x 42	03.286.00..0000	1			
4. 1200 x 1200 x 45	03.287.00..0000	1			



1. Waste 823/BW for shower board

Horizontal waste outlet

For use with shower board for level-access showers, installation depth 77 mm + height of shower board H, drainage flow rate 0.7 l/sec according to DIN EN 1253, with height-adjustable stainless steel grid that can be rotated through 360°, with removable trap insert, horizontal outlet d: 50, with protection, packed in a box

Material: PP plastic/stainless steel

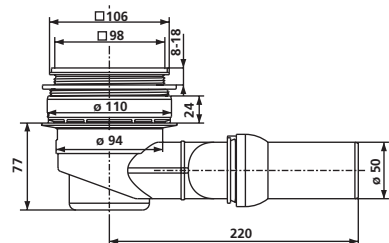
2. Waste 823/BW for shower board

Horizontal waste outlet, with screwed grid

Test mark: DIN



Size	Code No.	P1	P2	P3	Recmd. price/€
1. DN 50	34.043.00..0000	1	20	240	
2. DN 50	34.043.00..S000	1	20	240	





1. Waste 823/BS for shower board

Vertical waste outlet

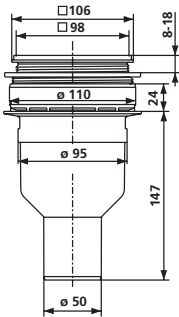
For use with shower board for level-access showers, drainage flow rate 1.1 l/sec according to DIN EN 1253, with height-adjustable stainless steel grid that can be rotated through 360°, with removable trap insert, vertical waste outlet with a diameter of 50 mm, with protection, packed in a box

Material: PP plastic/stainless steel

2. Waste 823/BS for shower board

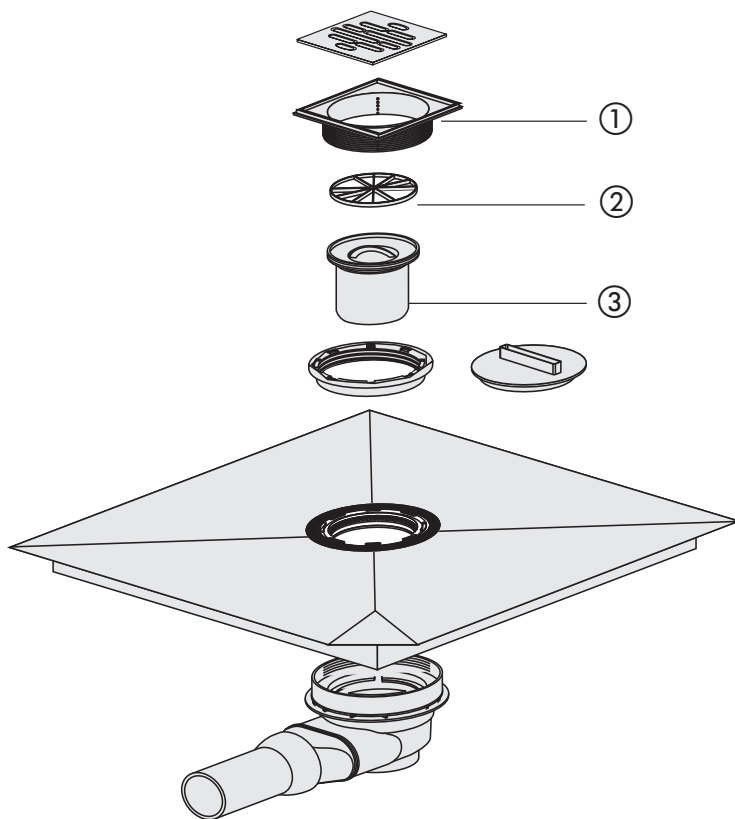
Vertical outlet, with screwed grid

Test mark: DIN



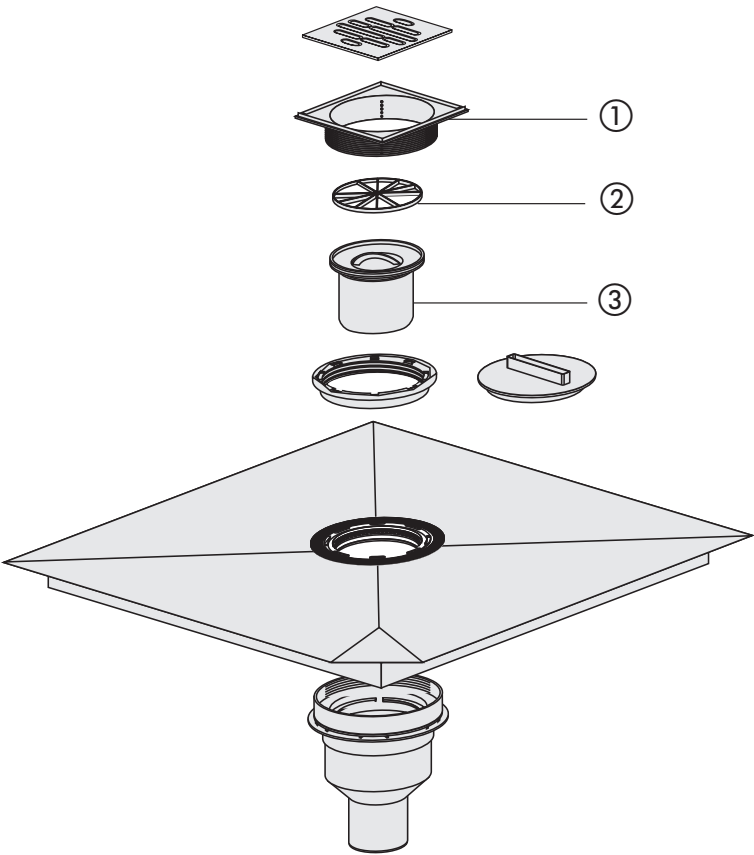
Size	Code No.	P1	P2	P3	Recmd. price/€
1. DN 50	34.044.00..0000	1	20	240	
2. DN 50	34.044.00..S000	1	20	240	

Waste 823/BW for shower board



No.	Name	Code No.	Recommende price/€
1	Support frame	02.159.00..0000	
2	Strainer	04.109.00..0000	
3	Trap insert	03.630.00..0000	

Waste 823/BS for shower board



No.	Name	Code No.	Recommended price/€
1	Support frame	02.159.00..0000	
2	Strainer	04.109.00..0000	
3	Trap insert	03.630.00..0000	

Waste 826

Plastic, with flow-optimised trap and waste bend diameter 40/50 mm, for shower trays and shower cubicles with an outlet hole diameter of 52 mm, packed in a box

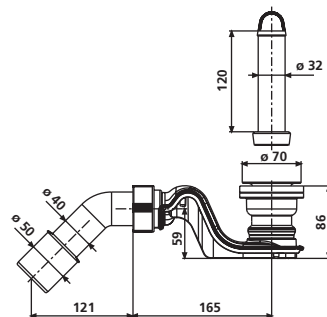
1. without standpipe
2. with chrome-plated standpipe

NEW

2.

Size	Code No.	P1	P2	P3	Recmd. price/€
1. 70 x 40/50	34.027.00..0000	1	10	210	
2. 70 x 120 x 40/50	34.028.00..0000	1	10	210	

Replaced Code No. 1. 34.021.00..0000 and 2. 34.022.00..0000

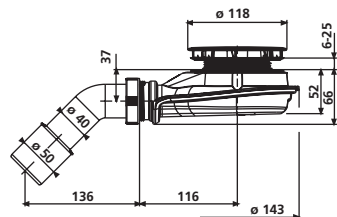
**Shower drain Magnetech 90**

Plastic, drain set for shower tray with 90 mm diameter drain hole, high functional reliability by a novel mechanical odour trap, no more unpleasant smells due to drying up or emptying, gas-tight at negative and positive pressure, low installation height of only 66 mm, suitable for ultra-flat shower trays, easy to clean because of completely removable trap components, outlet pipe easily accessible, can be adjusted to shower tray wall thickness up to 26 mm, tool-free installation, high drainage capacity of 0.60 l/sec. incl. chrome-plated cover with dirt sieve and outlet angle 135° 40/50, packed in a box

Test mark: tested to DIN EN 274

NEW

Size	Code No.	P1	P2	P3	Recmd. price/€
118 x 40/50	34.059.81..0000	1	10	210	



Waste kits for baths and shower trays 4.4.

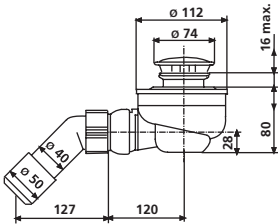


Shower waste 821/50

Plastic, with chrome-plated cover, removable trap insert, flat gasket, waste outlet with adjustable ball-joint connector and waste bend diameter 40/50 mm, for shower trays, drainage flow rate 0.75 l/sec, packed in a box

Test mark: NF

821/50 with an outlet hole diameter of 52 mm



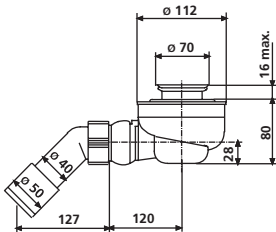
Size	Code No.	P1	P2	P3	Recmd. price/€
74 x 40/50	34.035.00..0000	1	10	210	



Functional unit 821/50F

Plastic, without cover, with removable trap insert, flat gasket, waste outlet with adjustable ball-joint connector and waste bend diameter 40/50 mm, for shower trays with an outlet hole diameter of 52 mm, drainage flow rate 0.75 l/sec, packed in a box

Test mark: NF



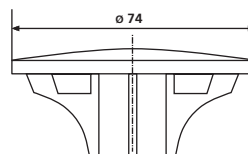
Size	Code No.	P1	P2	P3	Recmd. price/€
74 x 40/50	34.036.00..0000	1	10	210	

Cover

For functional unit 821/50F, packed in a box



Colour	Code No.	P1	P2	P3	Recmd. price/€
chrome	02.567.81..0000	1	10	1200	

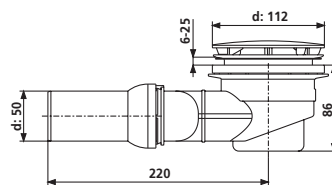
**Shower waste 823/90 W, horizontal waste outlet**

Plastic, with chrome-plated cover, removable trap insert, flat gasket, waste outlet with adjustable ball-joint connector and outlet diameter 50 mm, for shower trays with an outlet hole diameter of 90 mm, drainage flow rate 0.7 l/sec according to DIN EN 274, packed in a box

Test mark: DIN



Size	Code No.	P1	P2	P3	Recmd. price/€
DN 50	34.045.00..0000	1	20	240	



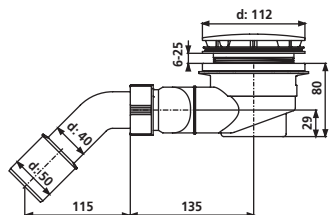
Waste kits for baths and shower trays 4.4.



Shower waste 823/90 W, height 80 mm, 135° waste outlet

Plastic, with chrome-plated cover, removable trap insert, flat gasket, waste outlet d: 40/50, for shower trays with an outlet hole diameter of 90 mm, trap height 50 mm, drainage flow rate 0.6 l/sec according to DIN EN 274, packed in a box

Test mark: DIN



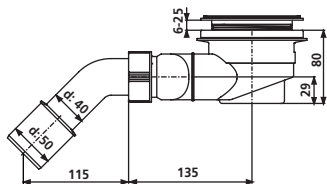
Size	Code No.	P1	P2	P3	Recmd. price/€
DN 40/50	34.051.00..0000	1	10	210	



Functional unit 823/90 W, height 80 mm, 135° waste outlet

Plastic, with chrome-plated cover, removable trap insert, flat gasket, waste outlet d: 40/50, for shower trays with an outlet hole diameter of 90 mm, trap height 50 mm, drainage flow rate 0.6 l/sec according to DIN EN 274, packed in a box

Test mark: DIN



Size	Code No.	P1	P2	P3	Recmd. price/€
DN 40/50	34.052.00..0000	1	10	210	

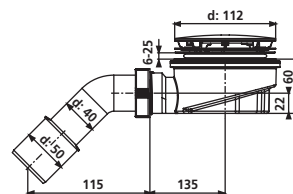
Shower waste 823/90 FW, height 60 mm, 135° waste outlet

For shower trays in steel, stone and acrylic, extra flat, plastic, with chrome-plated cover, with removable trap insert, collar seal, outlet bend d: 40/50 mm, for shower trays with d: 90 mm drain hole, trap height 30 mm (non-standard), flow rate 0.45 l/sec according to DIN EN 274, packed in a box

Test mark: DIN



Size	Code No.	P1	P2	P3	Recmd. price/€
DN 40/50	34.057.81..0000	1	10	210	

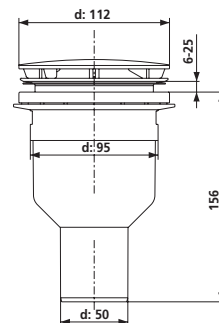
**Shower waste 823/90 S, vertical waste outlet**

Plastic, with chrome-plated cover, removable trap insert, flat gasket, waste outlet diameter 50 mm, for shower trays with an outlet hole diameter of 90 mm, drainage flow rate 1.1 l/sec according to DIN EN 274, packed in a box

Test mark: DIN



Size	Code No.	P1	P2	P3	Recmd. price/€
DN 50	34.046.00..0000	1	20	240	

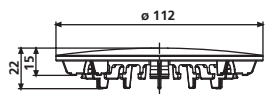


Waste kits for baths and shower trays 4.4.



Cover

For functional units 823/90 FW and 823/90 FS, packed in a box



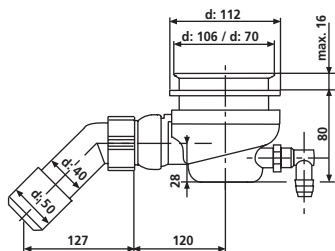
Colour	Code No.	P1	P2	P3	Recmd. price/€
chrome	05.165.81..0000	1	5	600	



Functional unit 821 with dripping water connection

Plastic, without cover, with removable trap insert, flat gasket, waste outlet with adjustable ball-joint connector and waste bend diameter 40/50 mm, for shower trays, packed in a box

821/90 TA with an outlet hole diameter of 90 mm

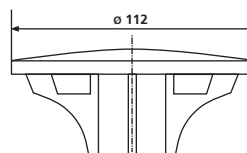


Size	Code No.	P1	P2	P3	Recmd. price/€
112 x 40/50	34.031.00..S000	1	10	210	

Cover

For functional unit 821/90TA with dripping water connection, packed in a box

Colour	Code No.	P1	P2	P3	Recmd. price/€
chrome	02.566.81..0000	1	5	600	



Waste and overflow assembly SWING PLUS

Plastic, with water inlet, universal water connection R 1/2 male thread, cable 650 mm, flow-optimised trap, compact installation height (90 mm) and waste bend d: 40/50 mm, chrome plated operating unit with returnable rotary knob, incl. 3 design elements in the colors alpine white, matt chrome and black RAL 9005, plug and installation set, rectangular aerator (flow rate class C), for bathtubs with rotary eccentric actuation, packed in a box

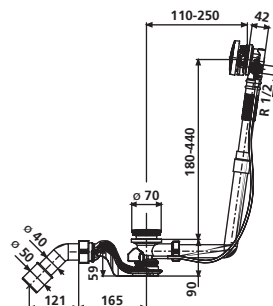
Test mark: tested to DIN EN 274, monitored



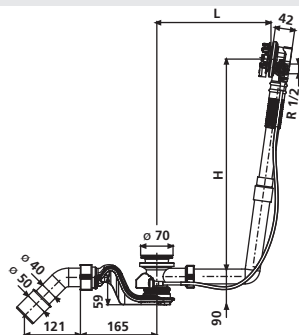
Size	Code No.	P1	P2	P3	Recmd. price/€
R 1/2 AG x 40/50	35.327.00..0000	1	5	65	

Accessories:

- connecting set Code No. 05.211.00..0000 see page 227



Waste kits for baths and shower trays 4.4.



1. Functional unit SWING PLUS

Plastic, with water inlet, universal water connection R1/2 male thread, cable 650 mm, flow-optimised trap, compact installation height (90 mm) and waste bend d: 40/50mm, without operating unit, with installation set, for bathtubs with rotary eccentric actuation, packed in a box

2. Functional unit SWING PLUS

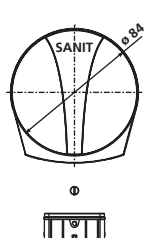
For special bathtubs and whirlpools, cable 1 m, with flexible overflow, packed in a box

Test mark: tested to DIN EN 274, monitored

Size	Code No.	P1	P2	P3	Recmd. price/€
1. R 1/2 AG L = 110-250 H = 180-440	35.328.00..0000	1	5	65	
2. R 1/2 AG L = 110-700 H = 180-500	35.329.00..0000	1	5	65	

Accessories:

- connecting set Code No. 05.211.00..0000 see page 227




Operating unit for functional unit SWING PLUS

Consisting of operating unit with returnable rotary knob, incl. 3 design elements in colors alpine white, matt chrome and black RAL 9005 and valve plug for functional unit SWING PLUS, with rectangular aerator flow rate class C, packed in a box

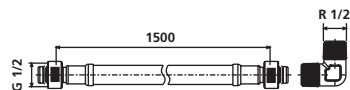
Colour	Code No.	P1	P2	P3	Recmd. price/€
chrome	05.036.81..0000	1	5	600	

Connecting set for for waste and overflow assembly SWING PLUS

Consisting of flexible connection hose 1500 mm (with self-sealing plug-in connection and G 1/2 knurled nut) and angle 2x R 12, packed in a plastic bag



Size	Code No.	P1	P2	P3	Recmd. price/€
L = 1500 mm	05.211.00..0000	1	30	720	


**Installation set SWING PLUS**

For waste and overflow assembly SWING PLUS / functional unit SWING PLUS, consisting of fitting holder with removal tool and rectangular aerator (flow rate class C), incl. M 3x5 screw, packed in a plastic bag



	Code No.	P1	P2	P3	Recmd. price/€
	05.038.00..0000	1	10	1200	

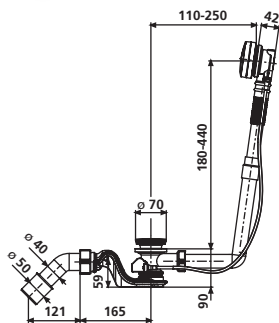
Waste kits for baths and shower trays 4.4.



Waste and overflow assembly SWING

Plastic, cable 650 mm, flow-optimised trap, compact installation height (90 mm) and waste bend d: 40/50 mm, chrome-plated operating unit with returnable rotary knob, incl. 3 design elements in the colors alpine white, matt chrome and black RAL 9005, plug and installation set, for bathtubs with rotary eccentric actuation, packed in a box

Test mark: tested to DIN EN 274, monitored



Size	Code No.	P1	P2	P3	Recmd. price/€
40/50	35.330.00..0000	1	5	65	



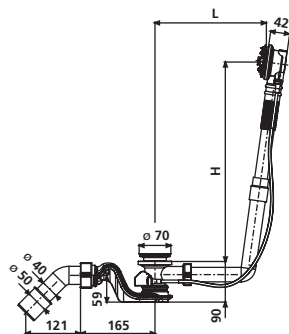
1. Functional unit SWING + BASIC

Plastic, cable 650 mm, with flow-optimised trap, compact installation height (90 mm) and waste bend d: 40/50 mm, without operating unit, with installation set, for bathtubs with rotary eccentric actuation, packed in a box

2. Functional unit SWING + BASIC

For special bathtubs and whirlpools, cable 1 m, with flexible overflow hose, can be cut to size, packed in a box

Test mark: tested to DIN EN 274, monitored



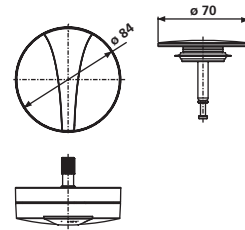
Size	Code No.	P1	P2	P3	Recmd. price/€
1.40/50 L = 110-250 H = 180-440	35.331.00..0000	1	5	65	
2. 40/50 L = 110-700 H = 180-500	35.332.00..0000	1	5	65	

Operating unit for functional unit SWING

Consisting of operating unit with returnable rotary knob, incl. 3 design elements in color alpine-white, matt chrome and black RAL 9005, valve plug for functional unit SWING, packed in a box



Colour	Code No.	P1	P2	P3	Recmd. price/€
chrome	05.098.81..0000	1	5	600	



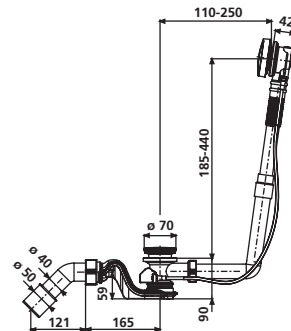
Waste and overflow assembly BASIC

Plastic, cable 650 mm, with flow-optimised trap, compact installation height (90 mm) and waste bend d: 40/50 mm, chrome-plated operating, unit with overspeed protection, valve plug, for bathtubs with rotary eccentric actuation, packed in a box

Test mark: tested to DIN EN 274, monitored



Size	Code No.	P1	P2	P3	Recmd. price/€
40/50	35.333.00..0000	1	5	65	



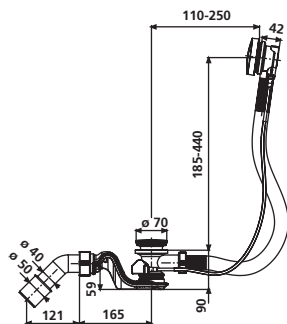
Waste kits for baths and shower trays 4.4.



Waste and overflow assembly BASIC with flexible overflow

Plastic, cable 650 mm, with flow-optimised trap, compact installation height (90 mm) and waste bend d: 40/50 mm, chrome-plated operating unit with overspeed protection, valve plug, for bathtubs with rotary eccentric actuation, packed in a box

Test mark: tested to DIN EN 274, monitored



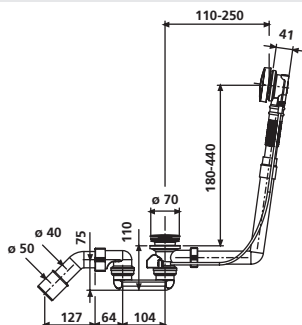
Size	Code No.	P1	P2	P3	Recmd. price/€
40/50	35.333.00..S000	1	20	240	



Waste and overflow assembly BASIC

Plastic, cable 650 mm, with trap and waste bend d: 40/50 mm, chrome-plated operating unit with overspeed protection, valve plug, for bathtubs with rotary eccentric actuation, packed in a box

Test mark: tested to DIN EN 274, monitored

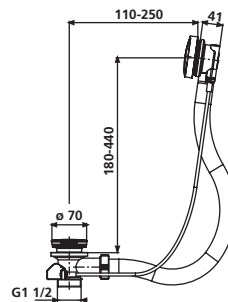



Size	Code No.	P1	P2	P3	Recmd. price/€
40/50	35.316.00..0000	1	5	65	


Waste and overflow assembly BASIC with flexible overflow, without trap

Plastic, cable 650 mm, chrome-plated operating unit with overspeed protection, valve plug, for bathtubs with rotary eccentric actuation, packed in a box

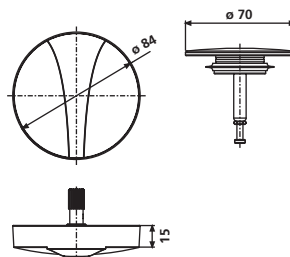
Test mark: tested to DIN EN 274, monitored

**Operating unit for functional unit BASIC**

Consisting of rotary knob and valve plug, packed in a box



Colour	Code No.	P1	P2	P3	Recmd. price/€
chrome	05.097.81..0000	1	5	1440	



Waste kits for baths and shower trays 4.4.

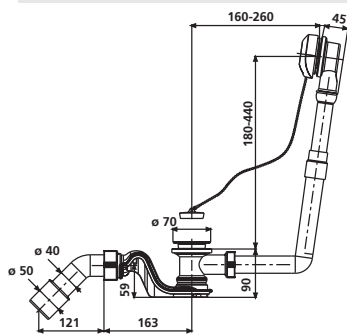


Waste and overflow assembly 833

Plastic, for bathtubs with flow optimized trap, compact installation height (90 mm), with waste bend d: 40/50 mm, packed in a box

Test mark: tested to DIN EN 274, monitored

1. with chrome-plated clamp rosette and plug
2. with chrome-plated clamp rosette and magnetic plug

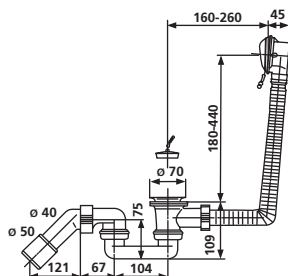


Size	Code No.	P1	P2	P3	Recmd. price/€
1. 40/50	35.061.00..0000	1	5	65	
2. 40/50	35.062.00..0000	1	5	65	



Waste and overflow assembly 833

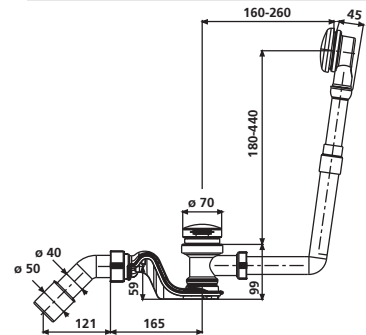
Plastic, with flexible overflow, with trap and waste bend diameter 40/50 mm, chrome-plated clamp rosette and plug, for baths, packed in a plastic bag



Size	Code No.	P1	P2	P3	Recmd. price/€
40/50	35.038.00..S000	1	30	360	

Push-push waste and overflow assembly 837

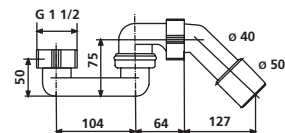
Plastic, push-push assembly with flow-optimised trap and waste bend diameter 40/50 mm, chrome-plated overflow rosette and push-push flow, packed in a box



Size	Code No.	P1	P2	P3	Recmd. price/€
40/50	35.064.00..0000	1	5	65	

Trap for bath waste and overflow assembly

Plastic, with waste bend diameter 40/50 mm, packed in a plastic bag



Size	Code No.	P1	P2	P3	Recmd. price/€
G1 1/2 x 40/50	31.501.00..0000	1	20	480	

Waste kits for baths and shower trays 4.4.



1. Chrome-plated standpipe


For shower trays, packed in a plastic bag

2. Brushed stainless steel standpipe

For shower trays, packed in a plastic bag

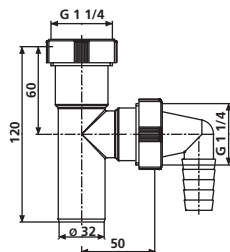
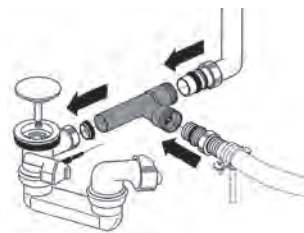


Size	Code No.	P1	P2	P3	Recmd. price/€
1. 120 mm	01.842.81..0000	1	20	2400	
2. 120 mm	03.250.00..0000	1	10	1200	

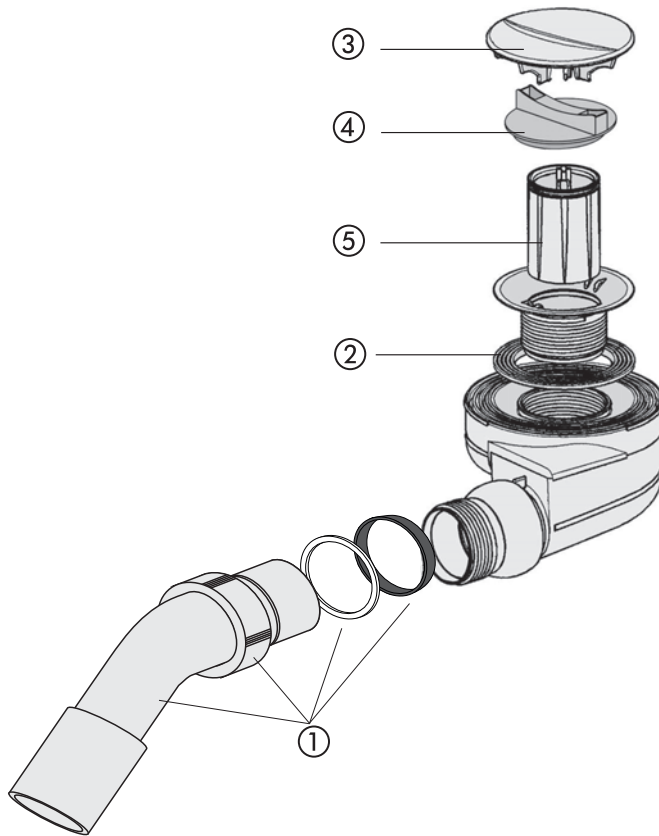


Connector for dripping water connection

Plastic, with non-return flap, for baths, packed in a plastic bag

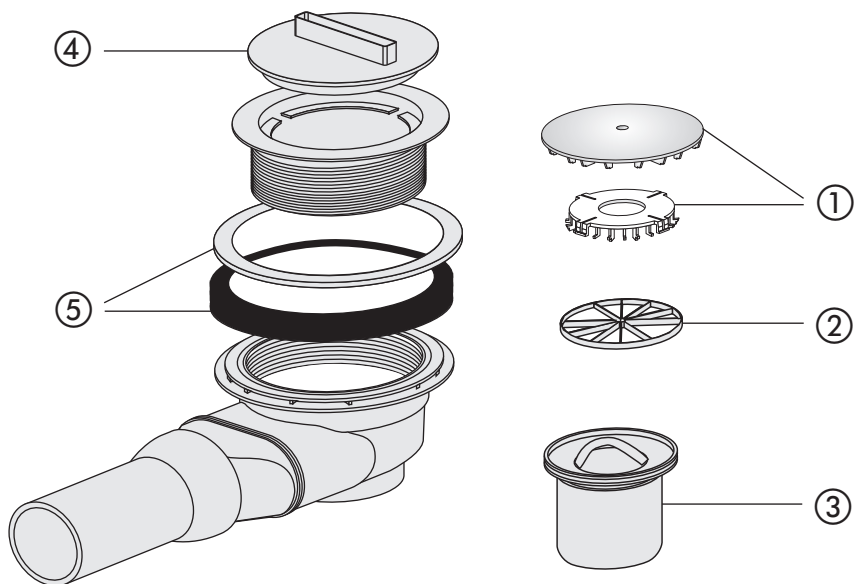


	Code No.	P1	P2	P3	Recmd. price/€
	01.379.00..0000	1	200	4800	

Shower waste 821/50

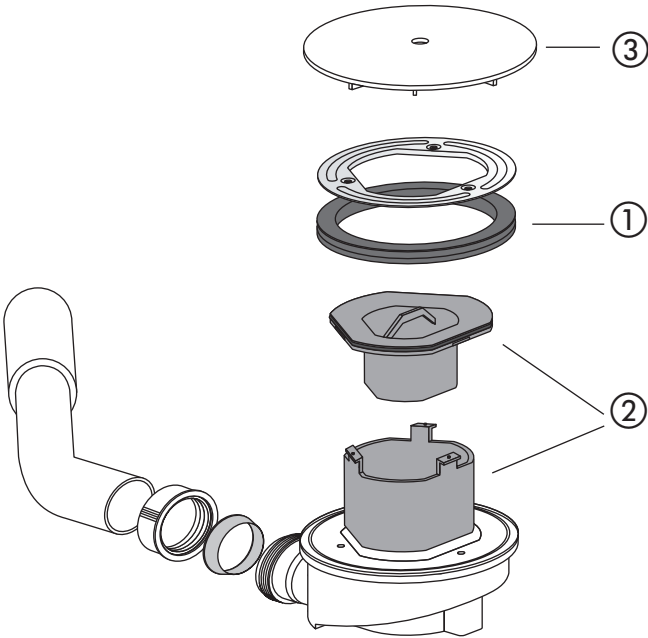
No.	Name	Code No.	Recommended price/€
1	Waste outlet bend with cap nut, conical ring and sliding ring	01.173.00..0000	
2	Lip seal d: 81.5 x 8.8	02.978.00..0000	
3	Cover plate, chrome	02.567.81..0000	
4	Installation wrench protection	04.047.00..0000	
5	Trap insert	03.472.00..0000	

Shower waste 823/90W



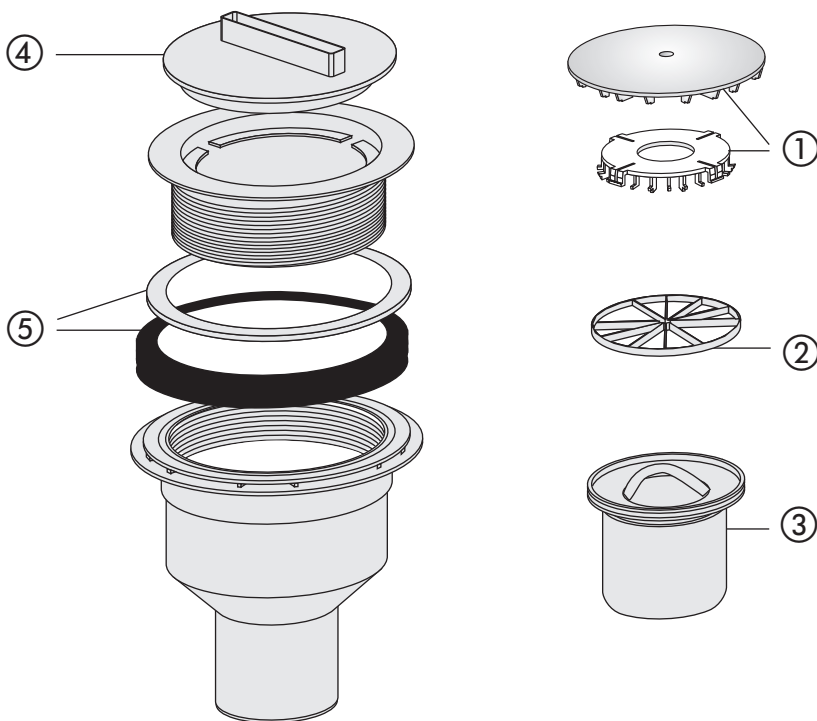
No.	Name	Code No.	Recommended price/€
1	Cover plate, chrome *	05.165.81..0000	
2	Strainer	04.109.00..0000	
3	Trap insert	03.630.00..0000	
4	Installation wrench protection	04.116.00..0000	
5	Set of seals	03.629.00..0000	

Shower waste 823/90-60

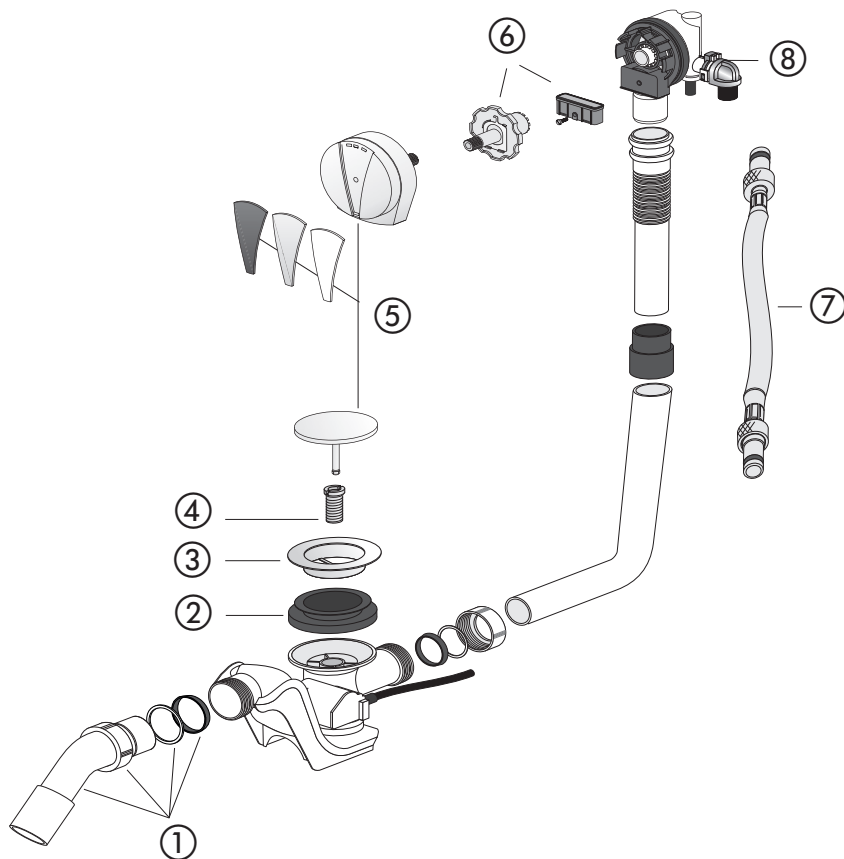


No.	Name	Code No.	Recommended price/€
1	Collar seal DA 823/90-60	04.271.00..0000	
2	Odour insert DA 823/90-60	05.198.00..0000	
3	Cover plate, chrome, DA 823/90-60	05.156.81..0000	

Shower waste 823/905



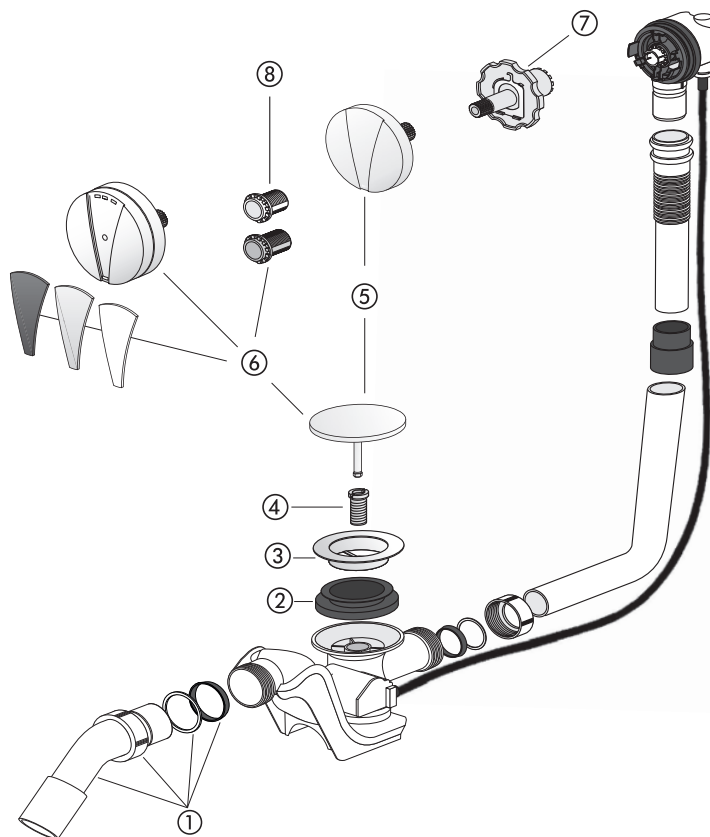
No.	Name	Code No.	Recommended price/€
1	Cover plate, chrome *	05.165.81..0000	
2	Strainer	04.109.00..0000	
3	Trap insert	03.630.00..0000	
4	Installation wrench protection	04.116.00..0000	
5	Set of seals	03.629.00..0000	

Waste and overflow assembly SWING PLUS

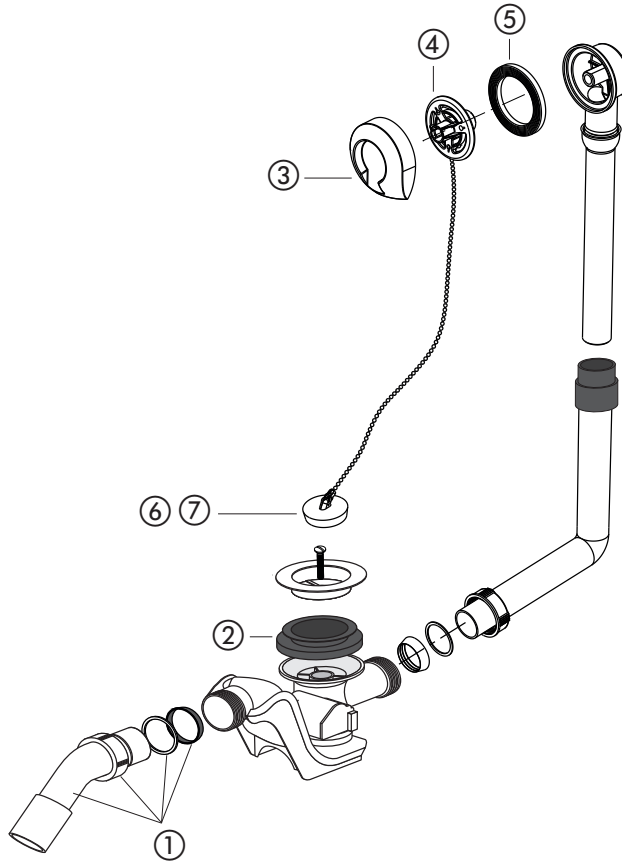
No.	Name	Code No.	Recommended price/€
1	Waste outlet bend with cap nut, conical ring and sliding ring	01.173.00..0000	
2	Collar seal 74 x 48 x 19.4	02.713.00..0000	
3	Waste valve	02.976.00..0000	
4	Screw socket	02.547.00..0000	
5	Operating unit, chrome	05.036.81..0000	
6	Installation set	05.038.00..0000	
7*	Connection hose	05.211.00..0000	
8	Clip	04.004.00..0000	

* No. 7 – not included in the delivery program

Waste and overflow assembly BASIC and SWING

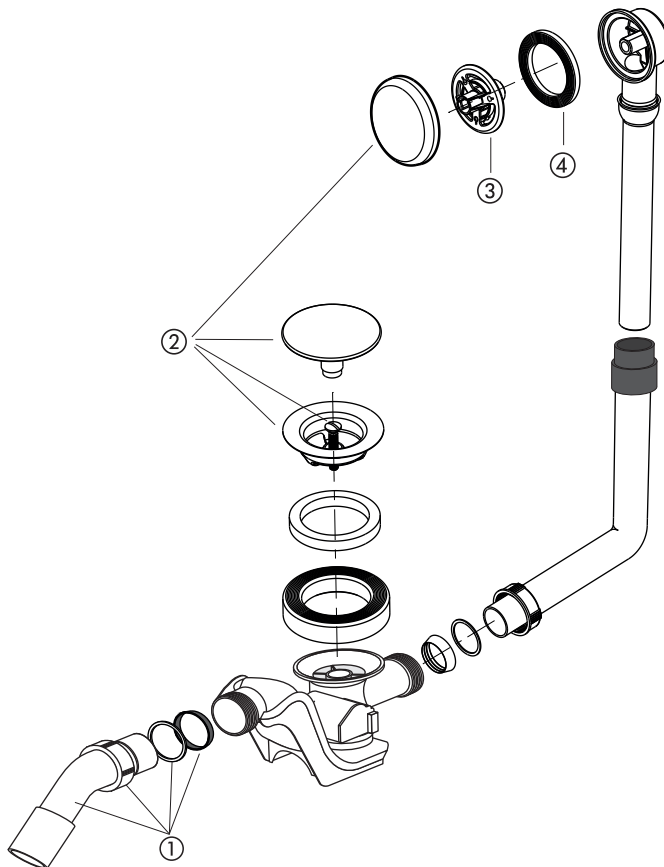


No.	Name	Code No.	Recommended price/€
1	Waste outlet bend with cap nut conical ring and sliding ring	01.173.00..0000	
2	Collar seal 74 x 48 x 19.4	02.713.00..0000	
3	Waste valve	02.976.00..0000	
4	Screw socket	02.547.00..0000	
5	Operating unit BASIC, chrome	05.097.81..0000	
6	Operating unit SWING, chrome	05.098.81..0000	
7	Assembly key	04.248.00..0000	
8	Screw set	05.172.00..0000	

Waste and overflow assembly 833

No.	Name	Code No.	Recommended price/€
1	Waste outlet bend with cap nut, conical ring and sliding ring	01.173.00..0000	
2	Collar seal 74 x 48 x 19.4	02.713.00..0000	
3	Plug rosette, chrome	02.977.81..0000	
4	Threaded ring	02.705.00..0000	
5	Overflow gasket 75 x 53 x 7	02.706.00..0000	
6	Valve plug with triangle eye, d: 45.5 mm	01.291.00..0000	
7	Magnetic plug with triangle eye, d: 45.5 mm	01.492.00..0000	

Push-Push Waste and overflow assembly 837

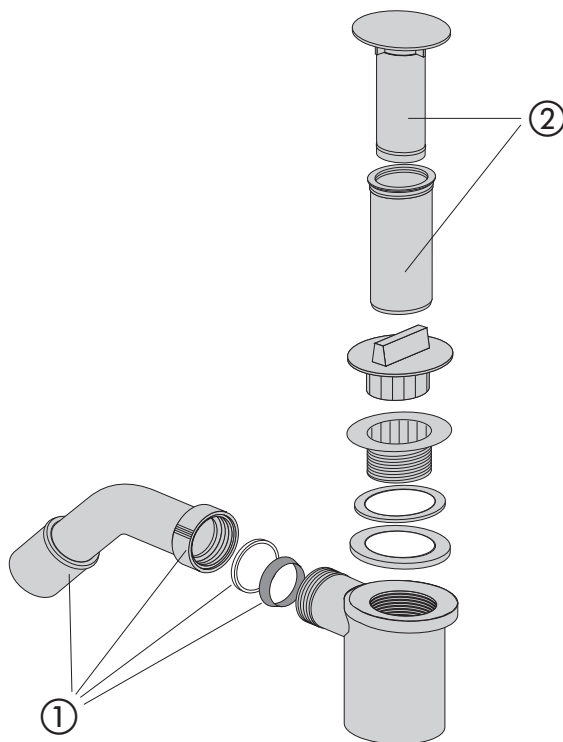


No.	Name	Code No.	Recommended price/€
1	Waste outlet bend with cap nut, conical ring and sliding ring	01.173.00..0000	
2	Operating unit, chrome	03.749.81..0000	
3	Threaded ring	02.705.00.0000	
4	Overflow gasket 75 x 53 x 7	02.706.00..0000	

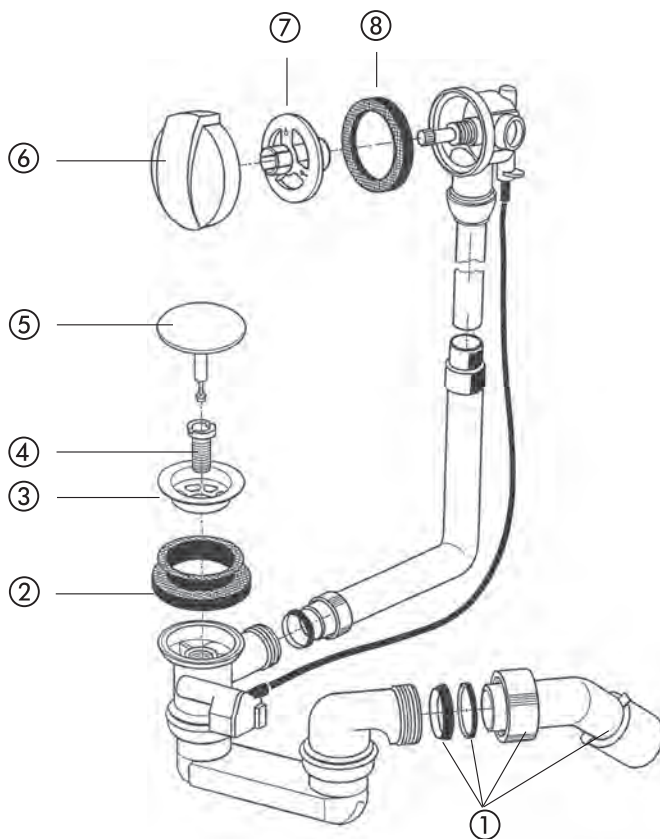
DISCONTINUED PRODUCTS



DISCONTINUED PRODUCT – Shower waste 822/50 and 822/50 T

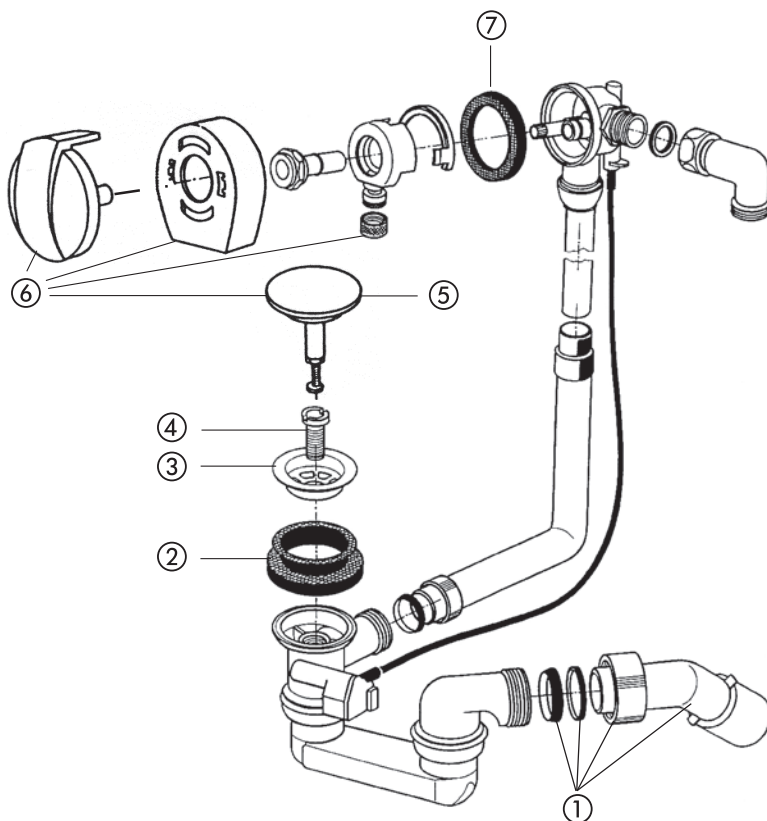


No.	Name	Code No.	Recommended price/€
1	Waste outlet bend with cap nut, conical ring and sliding ring	01.173.00..0000	
2	Telescopic overflow, chrome	03.156.81..0000	

DISCONTINUED PRODUCT – Waste and overflow assembly 830, 831 and 835

No.	Name	Code No.	Recommended price/€
1	Waste outlet bend with cap nut, conical ring and sliding ring	01.173.00..0000	
2	Collar seal 74 x 48 x 19.4	02.713.00..0000	
3	Waste valve	02.976.00..0000	
4	Screw socket	02.547.00..0000	
5	Valve plug, chrome	01.115.81..0000	
6	Rotary knob, chrome	02.666.81..0000	
7	Threaded ring	02.705.00..0000	
8	Overflow gasket 75 x 53 x 7	02.706.00..0000	

DISCONTINUED PRODUCT – Waste and overflow assembly with water inlet 836



No.	Name	Code No.	Recommended price/€
1	Waste outlet bend with cap nut, conical ring and sliding ring	01.173.00..0000	
2	Collar seal 74 x 48 x 19.4	02.713.00..0000	
3	Waste valve	02.976.00..0000	
4	Screw socket	02.547.00..0000	
5	Valve plug, chrome	01.115.81..0000	
6	Operating unit (4 pieces)	01.105.81..0000	
7	Overflow gasket	02.706.00..0000	

Exposed trap

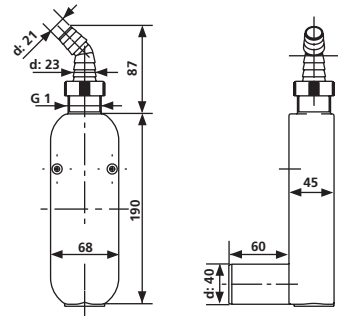
For washing machines and dishwashers

Plastic, with white plastic hose nipple, horizontal waste outlet 40 mm, with fixing screws, packed in a box

Test mark: tested to DIN 19541



Size	Code No.	P1	P2	P3	Recmd. price/€
G 3/4-G1 x 40	31.604.00..0000	1	10	240	



Exposed trap

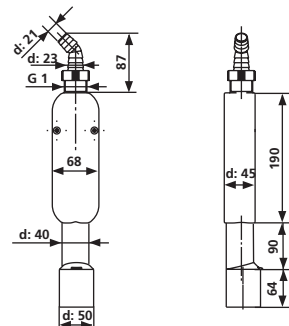
For washing machines and dishwashers

Plastic, with white plastic hose nipple, vertical waste outlet 40/50, with fixing screws, packed in a box

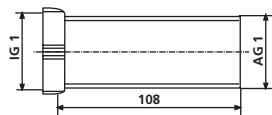

Test mark: tested to DIN 19541



Size	Code No.	P1	P2	P3	Recmd. price/€
G 3/4-G1 x 40/50	31.605.00..0000	1	16	384	



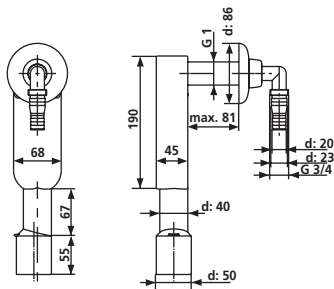
Waste kits for laundry sinks, domestic appliances and urinals 4.3.



Length adapter for concealed trap

Plastic, for code no. 31.101.00..0000 and 31.102.00..0000, packed in a plastic bag

Size	Code No.	P1	P2	P3	Recmd. price/€
IG 1 / AG 1	01.607.00..0000	1	100	2400	



In-wall trap

For washing machines and dishwashers

Plastic, with rosette and hose nipple, waste outlet 40/50, with fixing screws, packed in a plastic bag

Test mark: tested to DIN 19541

1. Chrome-plated rosette and hose nipple
2. White rosette and hose nipple

Size	Code No.	P1	P2	P3	Recmd. price/€
1. G 3/4-G1 x 40/50	31.603.00..0000	1	25	300	
2. G 3/4-G1 x 40/50	31.603.01..0000	1	25	600	

In-wall trap

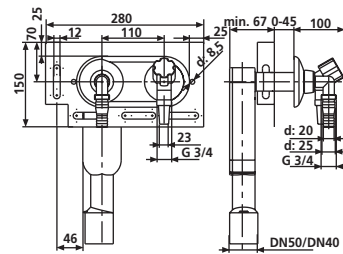
For washing machines and dishwashers with water inlet DN 15

For vertical or horizontal installation in pre-wall elements 995, in drywall constructions, for slot installation, as well as for direct installation onto a wall at an angle of 90°, all visible parts polished chrome, galvanised steel traverse, with SANIT in-wall trap for washing machines and dishwashers G 3/4 - G 1 x 40/50, with hose union tap DN 15 incl. air admittance valve, backflow preventer and hose screw joint G 3/4, with fastening set, packed in a box

Test mark: tested to DIN 19541

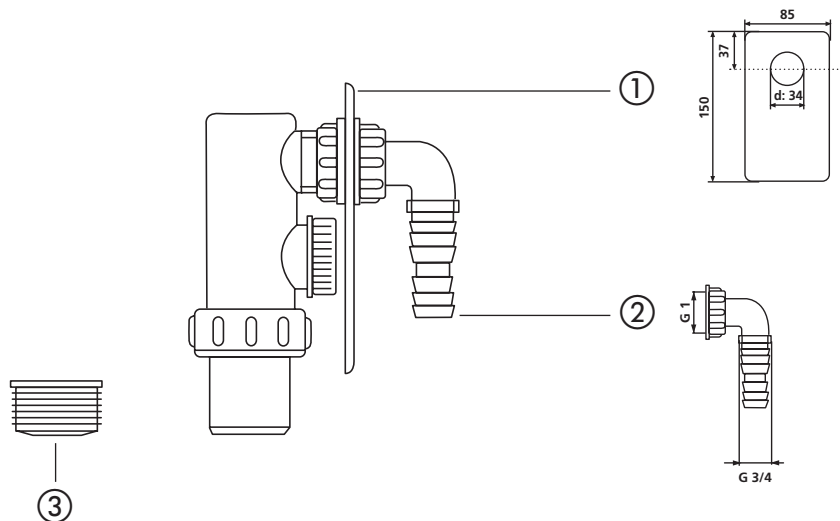


Size w/h/d	Code No.	P1	P2	P3	Recmd. price/€
200 x 90 x 90 mm	31.606.00..0000	1	12	288	



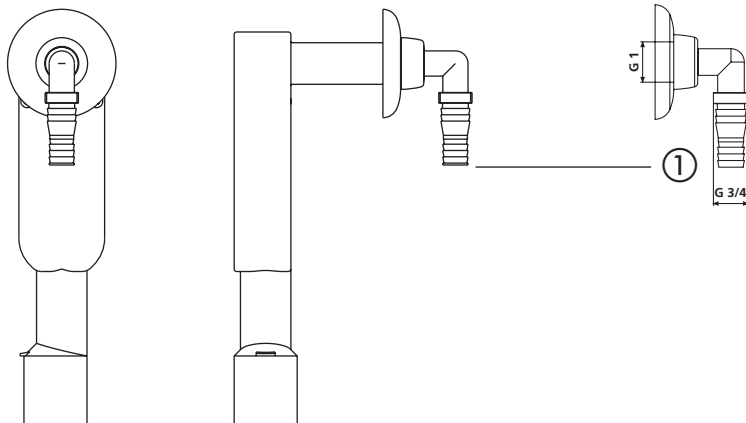
Concealed trap for washing machines and dishwashers

(Code No. 31.101.00..0000) / with EPS protection (Code No. 31.102.00..0000)



No.	Name	Code No.	Recommended price/€
1	Cover plate, stainless steel	02.072.00..0000	
2	Hose tap nozzle, plastic	01.556.00..0000	
3	Conical gasket NW 40/50	02.285.00..0000	

In-wall trap for washing machines and dishwashers, chrome-plated
(Code No. 31.603.00..0000) / white (Code No. 31.603.01..0000)



No.	Name	Code No.	Recommended price/€
1	Hose tap nozzle white chrome	01.205.00..0000 01.205.81..0000	

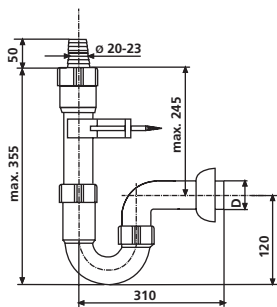
Waste kits for laundry sinks, domestic appliances and urinals 4.3.



Pipe trap

Plastic, for the drain hose of a washing machine or dishwasher, with rubber collar and nozzle (for inserting or attaching the drain hose), with wall bracket, packed in a plastic bag

Test mark: tested to DIN EN 274, monitored

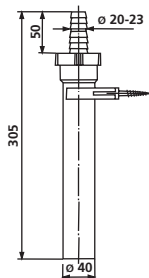


Size G x D	Code No.	P1	P2	P3	Recmd. price/€
1. G1 1/2 x 40	31.301.00..0000	1	50	600	
2. G1 1/2 x 50	31.302.00..0000	1	40	480	



Connection pipe

Plastic, for the drain hose of a washing machine or dishwasher, with rubber nipple and nozzle, with wall bracket, packed in a plastic bag



Size	Code No.	P1	P2	P3	Recmd. price/€
d: 40 x 305	01.440.00..0000	1	100	1200	

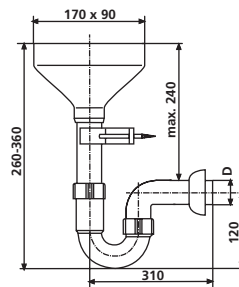
Pipe trap

Plastic, with funnel for leakage water and wall bracket, packed in a plastic bag

Test mark: tested to DIN EN 274, monitored



Size G x D	Code No.	P1	P2	P3	Recmd. price/€
1. G1 1/2 x 40	31.303.00..0000	1	30	360	
2. G1 1/2 x 50	31.304.00..0000	1	30	360	

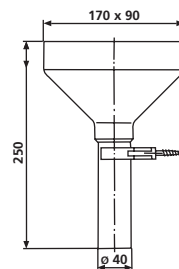


Connection pipe

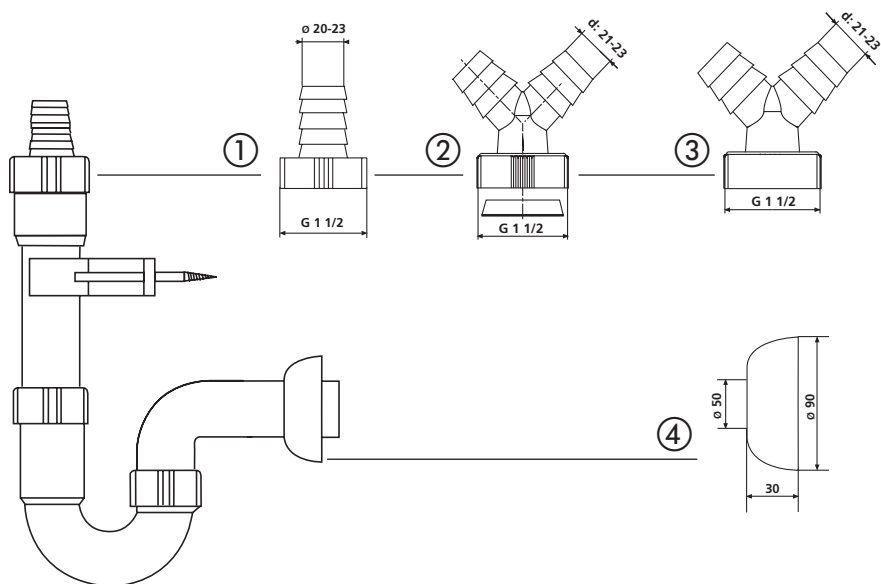
Plastic, with funnel for leakage water and wall bracket, packed in a plastic bag



Size	Code No.	P1	P2	P3	Recmd. price/€
d: 40 x 250	01.441.00..0000	1	50	600	



Concealed trap G1 1/2 x 40 (Code No. 31.301.00..0000) / G1 1/2 x 50 (Code No. 31.302.00..0000)

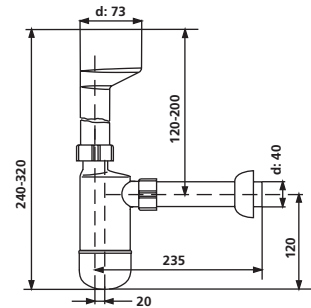


No.	Name	Code No.	Recommended price/€
1	Hose tap for G1 1/2 connection	01.149.00..0000	
2	Double hose tap G1 with sealing ring G1	01.417.00..0000	
	Double hose tap G2 with conical ring G1 1/2 (no illustration)	01.162.00..0000	
3	Double hose tap G1 1/2	03.047.00..0000	
4	Rosette d: 50	02.385.00..0000	

Bottle trap for urinals

Plastic, with 200 mm extension pipe and rosette, packed in a plastic bag

Size	Code No.	P1	P2	P3	Recmd. price/€
d: 50 x d: 40	31.402.00..0000	1	60	720	



Urinal exhaust trap 500

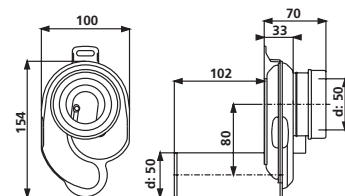
Horizontal waste outlet DN 50

Plastic, flow-optimised trap design to reduce water consumption, body can be fixed to wall, for urinals with flush volumes of 0.5 - 4 l, packed in a plastic bag

Test mark: tested to DIN EN 274, monitored



Size DN x D	Code No.	P1	P2	P3	Recmd. price/€
DN 50/50	31.410.00..0000	1	30	720	



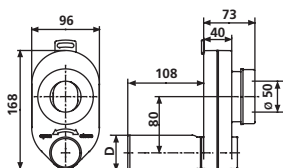
Waste kits for laundry sinks, domestic appliances and urinals 4.3.



Urinal exhaust trap DN 50

Plastic, for urinals with flush volumes of 2-4 l, with plug for easy cleaning, back waste outlet, packed in a plastic bag

Test mark: tested to DIN EN 274, monitored



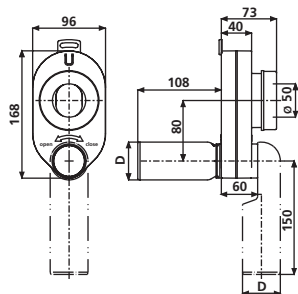
Size DN x D	Code No.	P1	P2	P3	Recmd. price/€
1. DN 50/50	31.408.00..0000	1	10	210	
2. DN 50/40	31.407.00..0000	1	10	210	



Urinal exhaust trap DN 50/50

Plastic, for urinals with flush volumes of 2-4 l, with plug for easy cleaning, waste outlet diameter 50 mm to the back or downwards, packed in a plastic bag

Test mark: tested to DIN EN 274, monitored



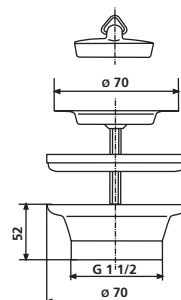
Size DN x D	Code No.	P1	P2	P3	Recmd. price/€
DN 50/50	31.405.00..0000	1	10	210	

Waste valve

Plastic valve body, stainless steel outlet, plug and triangle eye for sinks, valve body l = 52 mm, packed in a plastic bag



Size	Code No.	P1	P2	P3	Recmd. price/€
G1 1/2 x d: 70 x 52	30.106.00..0000	1	60	1260	

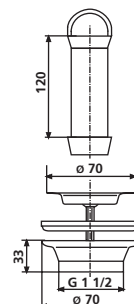


Waste valve with standpipe

Plastic valve body, stainless steel outlet, chrome-plated standpipe, packed in a plastic bag



Size	Code No.	P1	P2	P3	Recmd. price/€
G1 1/2 x d: 70 x 120	30.901.00..0000	1	50	1200	

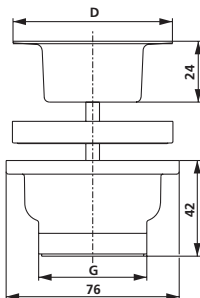


Waste kits for sinks and basins (tested to DIN EN 274, 19545) 4.2.




Waste valve for stainless steel standpipe G 1 1/2

Plastic valve body, stainless steel outlet, for sinks with a minimum outlet hole diameter of 52 mm, packed in a plastic bag

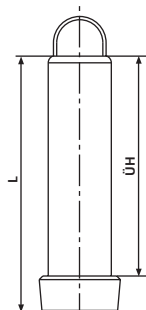


Size G x D x L	Code No.	P1	P2	P3	Recmd. price/€
G1 1/2 x 70 x 42	30.909.00..0000	1	80	1680	



Standpipe G 1 1/2 with handle and rubber joint

Brushed stainless steel, for commercial sinks with a minimum sink hole diameter of 52 mm, can be combined with waste valve code no. 30.909.00..0000, 30.910.00..0000, packed in a plastic bag



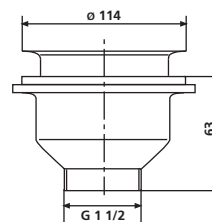
Size L/ÜH	Code No.	P1	P2	P3	Recmd. price/€
1. 140/120	03.250.00..0000	1	10	1200	
2. 195/175	03.252.00..0000	1	100	2400	

Basket strainer valve G3 1/, locking

Plastic valve body, outlet d: 114 mm for a hole diameter of 85 mm, outlet and removable stainless steel basket, for sinks with a wall thickness of up to 14 mm, packed in a box



Size	Code No.	P1	P2	P3	Recmd. price/€
G1 1/2 x 114 x 63	30.301.00..0000	1	50	1200	

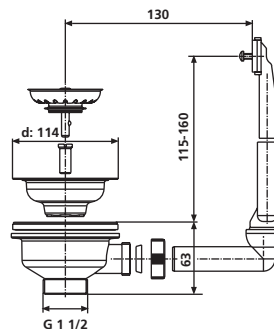


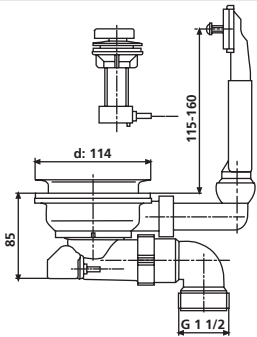
Basket strainer waste kit with overflow G3 1/2, hand-operated

Plastic, space-saving waste kit, with removable stainless steel basket, hand-operated, with overflow, packed in a plastic bag



Size	Code No.	P1	P2	P3	Recmd. price/€
G 1 1/2	37.496.00..0000	1	50	600	



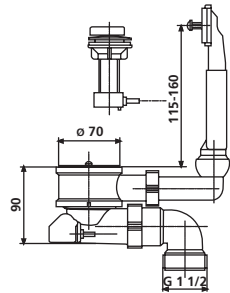


Pop-up basket strainer waste G3 1/2

Plastic, space-saving waste kit, with removable basket and rotary knob, for sinks with a sink hole diameter of 35 mm, packed in a plastic bag

- 1. Without overflow
- 2. With overflow

Size	Code No.	P1	P2	P3	Recmd. price/€
1. G1 1/2	37.148.00..0000	1	60	720	
2. G1 1/2	37.149.00..0000	1	50	600	



Pop-up basket strainer waste

Plastic, space-saving waste kit G1 1/2, with removable basket and rotary knob, for sinks with a sink hole diameter of 35 mm, packed in a plastic bag

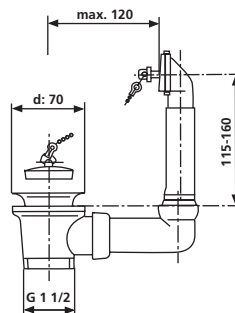
- 1. Without overflow
- 2. With overflow

Size	Code No.	P1	P2	P3	Recmd. price/€
1. G1 1/2	32.061.00..0000	1	75	900	
2. G1 1/2	32.062.00..0000	1	60	720	

Waste and overflow assembly

Plastic, with stainless steel outlet, plug, pearl chain and chain holder for single sinks, without hose tap, packed in a plastic bag

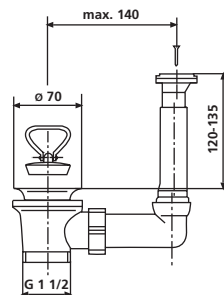
Size	Code No.	P1	P2	P3	Recmd. price/€
G1 1/2	32.040.00..0000	1	100	1200	



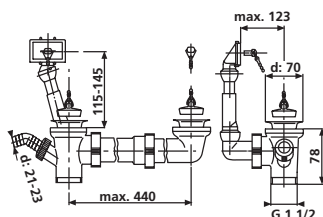
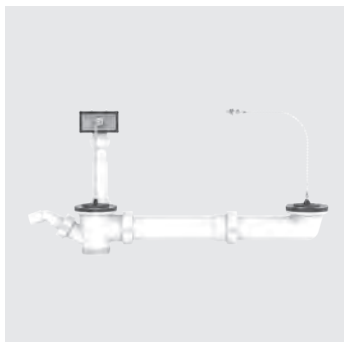
Waste and overflow assembly

Plastic, with stainless steel outlet and plug with plastic handle, for single sinks, overflow with seal and fastening screw, without stainless steel grid, packed in a plastic bag

Size	Code No.	P1	P2	P3	Recmd. price/€
G1 1/2	32.051.00..0000	1	50	1200	



Waste kits for sinks and basins (tested to DIN EN 274, 19545) 4.2.

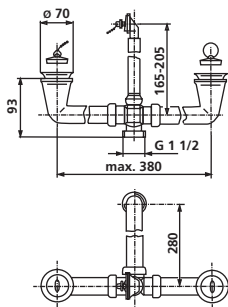


Waste and overflow assembly

Plastic, with offset waste outlet, stainless steel outlet and hose tap, for double sinks, packed in a plastic bag

1. 2 plugs with pearl chain
2. 1 plug with pearl chain, 1 plug with plastic handle

Size	Code No.	P1	P2	P3	Recmd. price/€
1. G 1 1/2 x max. 440	33.114.00..0000	1	40	480	
2. G 1 1/2 x max. 440	33.115.00..0000	1	40	480	



Waste and overflow assembly

Plastic, with central, space-saving waste outlet and stainless steel outlet, for reversible double sinks, packed in a plastic bag

1. 2 plugs with pearl chain
2. 1 plug with plastic handle, 1 plug with pearl chain

Size	Code No.	P1	P2	P3	Recmd. price/€
1. G 1 1/2 x max. 380	33.160.00..0000	1	35	420	
2. G 1 1/2 x max. 380	33.080.00..0000	1	35	420	

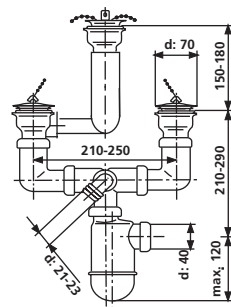
Waste and overflow assembly

Plastic, with stainless steel outlet, plug, pearl chain and chain holder, with hose tap for double sinks, packed in a plastic bag

1. With bottle trap
2. With pipe trap and flexible hose



Size	Code No.	P1	P2	P3	Recmd. price/€
1. G1 1/2 x 40 x 210-250	33.029.00..0000	1	25	300	
2. G1 1/2 x 40/50 x 210-250	33.220.00..0000	1	20	240	

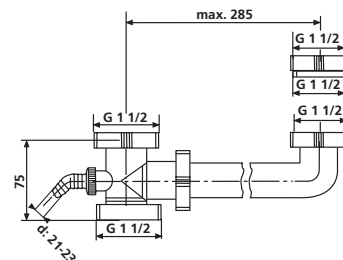


Drain connection

Plastic, with offset waste outlet, hose tap and height adjuster, for double sinks, packed in a plastic bag



Size	Code No.	P1	P2	P3	Recmd. price/€
G1 1/2 x G1 1/2 x max. 285	33.112.00..0000	1	35	840	

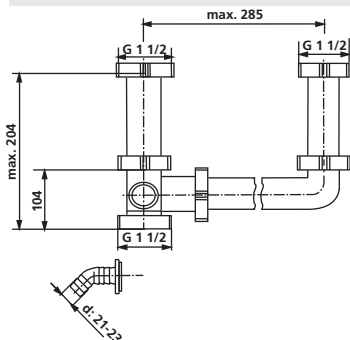


Waste kits for sinks and basins (tested to DIN EN 274, 19545) 4.2.



Drain connection

Plastic, with offset waste outlet, hose tap and 2 connection pipes 120 mm, for double sinks, packed in a plastic bag



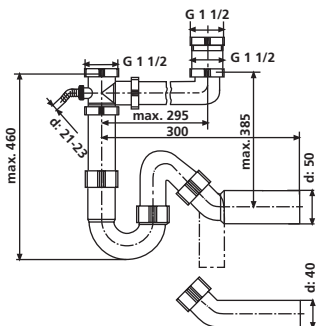
Size	Code No.	P1	P2	P3	Recmd. price/€
G1 1/2 x G1 1/2 x max. 285	33.116.00..0000	1	50	600	



Drain connection with pipe trap

Plastic, with offset waste outlet, hose tap and height adjuster, extension pipe D 40 and D 50, packed in a plastic bag

Test mark: tested to DIN EN 274, monitored



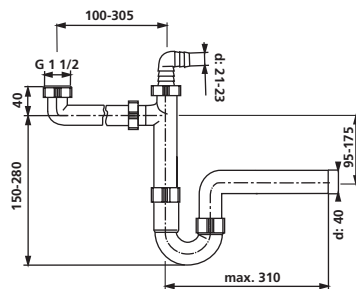
Size	Code No.	P1	P2	P3	Recmd. price/€
G1 1/2 x 40/50 x max. 295	33.118.00..0000	1	25	300	

Space-saving drain connection

Plastic, space-saving waste outlet with pipe trap and hose tap, packed in a plastic bag



Size G x D	Code No.	P1	P2	P3	Recmd. price/€
G1 1/2 x 40	32.102.00..S000	1	20	480	
G1 1/2 x 50	32.103.00..S000	1	20	360	



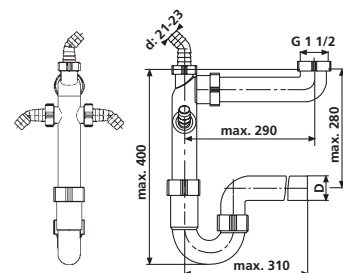
Space-saving drain connection

Plastic, space-saving waste outlet with pipe trap and 3 hose tap connectors, packed in a plastic bag

Test mark: tested to DIN EN 274, monitored



Size G x D	Code No.	P1	P2	P3	Recmd. price/€
G1 1/2 x 40	32.102.00..0000	1	35	420	
G1 1/2 x 50	32.103.00..0000	1	30	360	

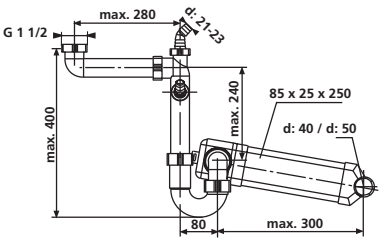


Waste kits for sinks and basins (tested to DIN EN 274, 19545) 4.2.



Space-saving pipe trap G 1 1/2 x 40/50 mm

Plastic, space-saving waste outlet with pipe trap and 3 hose tap connectors, with flat pipe 85 x 25 mm, rubber collar NW 40/50 and adhesive, packed in a plastic bag

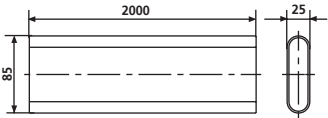


Size G x D	Code No.	P1	P2	P3	Recmd. price/€
G1 1/2 x 40/50	31.232.00..0000	1	25	300	



Flat pipe 85 x 25 mm, 2 m long

Plastic, for extension of space-saving pipe trap Code no. 31.232.00..0000



	Code No.	P1	P2	P3	Recmd. price/€
	02.686.00..0000	1	100		

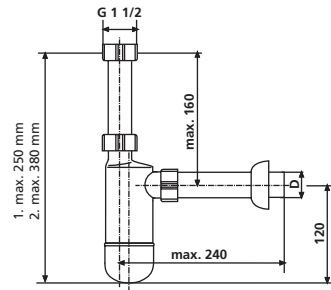
Bottle trap

Plastic, with 120 mm connection pipe, 200 mm extension pipe and rosette, packed in a plastic bag

1. Without hose tap, with 120 mm connection pipe
2. With hose tap, with 250 mm connection pipe



Size G x D	Code No.	P1	P2	P3	Recmd. price/€
1. G1 1/2 x 40	31.220.00..0000	1	60	720	
2. G1 1/2 x 40	31.221.00..S099	1	50	600	



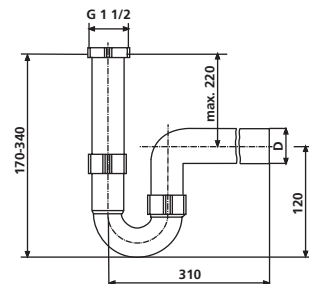
Pipe trap

Plastic, with 250 mm connection pipe and extension pipe, packed in a plastic bag

Test mark: tested to DIN EN 274, monitored



Size G x D	Code No.	P1	P2	P3	Recmd. price/€
G1 1/2 x 40	31.201.00..0000	1	50	600	
G1 1/2 x 50	31.202.00..0000	1	50	600	



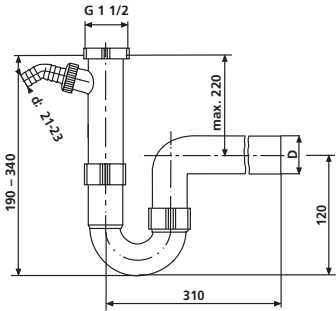
Waste kits for sinks and basins (tested to DIN EN 274, 19545) 4.2.



Pipe trap with hose tap

Plastic, with 250 mm connection pipe and extension pipe, packed in a plastic bag

Test mark: tested to DIN EN 274, monitored



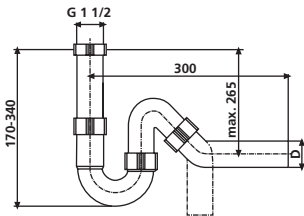
Size G x D	Code No.	P1	P2	P3	Recmd. price/€
G1 1/2 x 40	31.203.00..0000	1	50	600	
G1 1/2 x 50	31.204.00..0000	1	50	600	



Universal pipe trap

Plastic, with 250 mm connection pipe and extension pipe, packed in a plastic bag

Test mark: tested to DIN EN 274, monitored



Size G x D	Code No.	P1	P2	P3	Recmd. price/€
G1 1/2 x 50	31.206.00..0000	1	50	600	

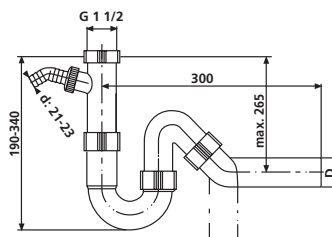
Universal pipe trap with hose tap

Plastic, with 250 mm connection pipe and extension pipe, packed in a plastic bag

Test mark: tested to DIN EN 274, monitored




Size G x D	Code No.	P1	P2	P3	Recmd. price/€
G1 1/2 x 40	31.208.00..0000	1	50	600	
G1 1/2 x 50	31.209.00..0000	1	50	600	

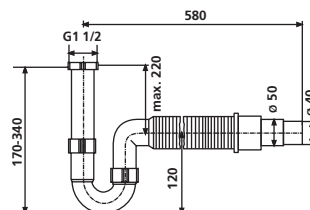


Pipe trap with flexible hose

Plastic, without hose tap, hose plugged in, waste outlet diameters of 40 mm and 50 mm, packed in a plastic bag



Size G x D	Code No.	P1	P2	P3	Recmd. price/€
G1 1/2 x 40/50	31.212.00..0000	1	30	360	

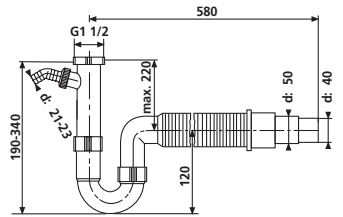


Waste kits for sinks and basins 4.2.



Pipe trap with flexible hose

Plastic, with hose tap, flexible hose plugged in, waste outlet diameters of 40 mm and 50 mm, packed in a plastic bag

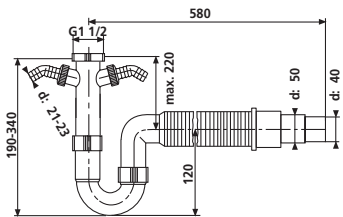


Size G x D	Code No.	P1	P2	P3	Recmd. price/€
G1 1/2 x 40/50	31.213.00..0000	1	30	360	



Pipe trap with flexible hose


Plastic, with 2 hose taps, flexible hose plugged in, waste outlet diameters of 40 mm and 50 mm, packed in a plastic bag



Size G x D	Code No.	P1	P2	P3	Recmd. price/€
G1 1/2 x 40/50	31.214.00..0000	1	30	360	

Flexible connection pipe

Plastic, packed in a plastic bag



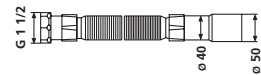
Size	Code No.	P1	P2	P3	Recmd. price/€
d: 40 x 650 mm	01.711.00..0000	1	80	960	

**Flexible hose**

Plastic, with flat gasket and cap nut, packed in a plastic bag



Size	Code No.	P1	P2	P3	Recmd. price/€
d: 40/50 x 360-950 mm	01.896.00..0000	1	80	960	

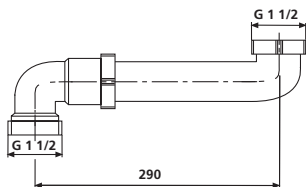


Waste kits for sinks and basins 4.2.



Space-saving waste outlet

Plastic, packed in a plastic bag

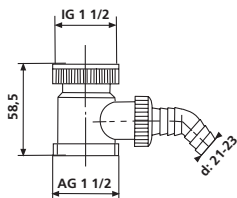


Size	Code No.	P1	P2	P3	Recmd. price/€
G1 1/2 x G1 1/2	01.710.00..0000	1	100	1200	



Connector with hose tap

Plastic, packed in a plastic bag



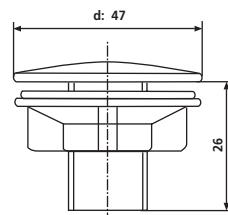
Size	Code No.	P1	P2	P3	Recmd. price/€
G1 1/2 x G1 1/2	01.702.00..0000	1	100	2400	

Tap hole plug

Plastic, for kitchen sinks with a hole diameter of 35 mm, packed in a plastic bag



Colour	Code No.	P1	P2	P3	Recmd. price/€
chrome	01.434.81..0000	1	500		



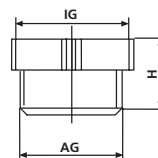
Adaptor

Plastic

1. Female thread G 1 1/2/male thread G 1 1/4, h = 33 mm with seal
2. Female thread G 2/male thread G 1 1/2, h = 14.5 mm with seal



Size	Code No.	P1	P2	P3	Recmd. price/€
1. G1 1/2 IG/ G1 1/4 AG	01.473.00..0000	1	10	1200	
2. G2 IG/ G1 1/2 AG	01.613.00..0000	1	10	1200	

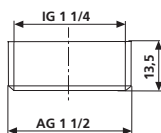


Waste kits for sinks and basins (tested to DIN EN 274, 19545) 4.2.



Adaptor

Plastic, with seal

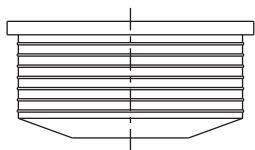


Size	Code No.	P1	P2	P3	Recmd. price/€
G1 1/4 IG/ G1 1/2 AG	01.485.00..0000	1	10	1200	

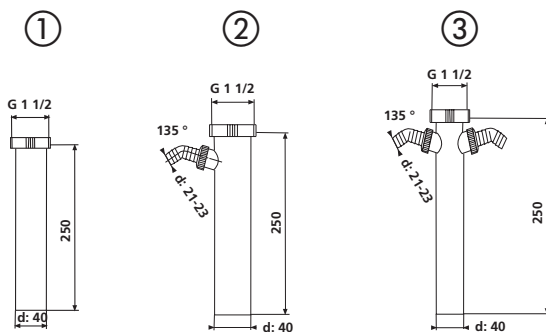
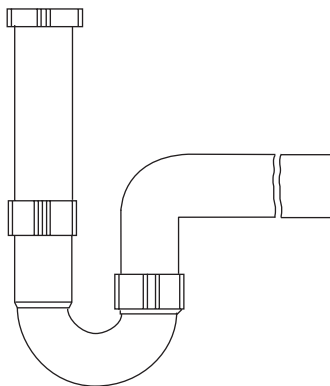


Rubber collar

For trap connections

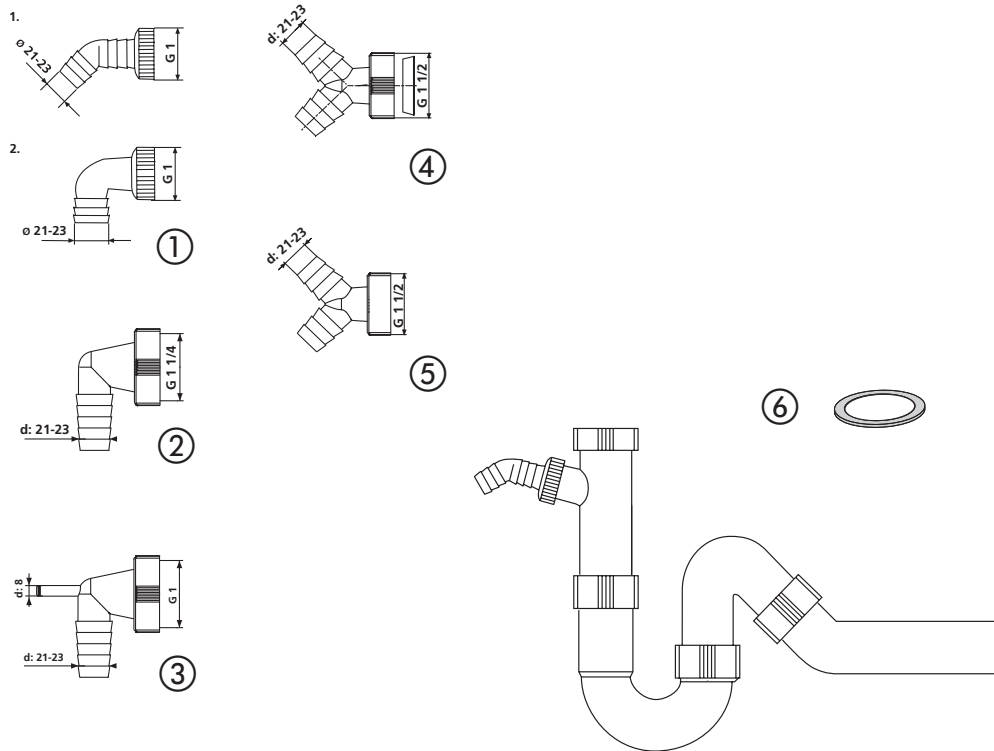


Size	Code No.	P1	P2	P3	Recmd. price/€
NW 30/50	02.284.00..0000	1	250	5250	
NW 40/50	02.285.00..0000	1	500	6000	

Pipe trap (code no. 31.201.00..0000)

No.	Name	Code No.	Recommended price/€
1	Connection pipe G 1 1/2 x 250 x d: 40	01.404.00..0000	
2	Connection pipe with hose tap G 1 1/2 x 250 x d: 40	01.405.00..0000	
3	Connection pipe with 2 hose taps G 1 1/2 x 250 x d: 40	01.478.00..0000	



Universal pipe trap (code no. 31.208.00..0000 and 31.209.00..0000)


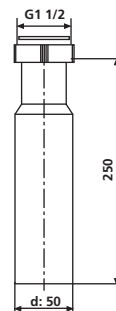
No.	Name	Code No.	Recommended price/€
1	Hose tap nozzle 135° x G1 Hose tap nozzle 90° x G1	01.435.00..0000 01.406.00..0000	
2	Drop connector 90° x G1 1/4	01.406.00..S000	
3	Hose tap nozzle 90° x G1	03.099.00..0000	
4	Double hose tap with conical ring	01.417.00..0000	
5	Double hose tap G1 1/2	03.047.00..0000	
6	Sealing ring d: 36 x d: 45 x 2	02.010.00..0000	

Connection pipe

Plastic, with sealing ring and cap nut, packed in a plastic bag



Size	Code No.	P1	P2	P3	Recmd. price/€
G1 1/2 x 250 x 50	01.967.00..0000	1	100	1200	

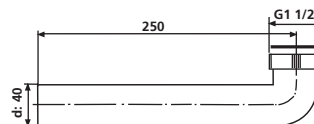


Waste bend 90°

Plastic, with cap nut and flat gasket, packed in a plastic bag



Size	Code No.	P1	P2	P3	Recmd. price/€
G1 1/2 x 250 x 40	01.860.00..0000	1	100	1200	

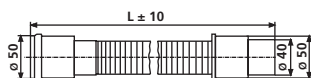


Waste kits for sinks and basins (tested to DIN EN 274, 19545) 4.2.



Flexible HT connection pipe

Plastic, grey, with welded-on HT connector d: 50 mm, waste outlet d: 40/50 mm, building protection class B2, flame resistant, packed in a plastic bag

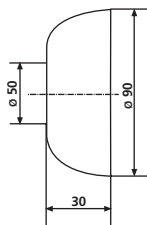


Size	Code No.	P1	P2	P3	Recmd. price/€
L = 500	01.024.00..0000	1	50	600	
L = 750	01.025.00..0000	1	50	600	
L = 1000	01.458.00..0000	1	25	200	



Rosette

Plastic

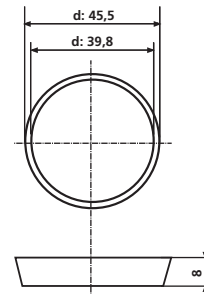


Size	Code No.	P1	P2	P3	Recmd. price/€
d: 50	02.385.00..0000	1	200	4800	

Conical gasket
Plastic



	Code No.	P1	P2	P3	Recmd. price/€
	02.119.00..0000	1	50		

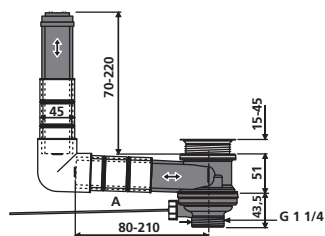




Waste and overflow kit INEO FLUX

For wash basins without overflow hole, made of high quality and robust plastic material, hygienic and efficient by a flow optimised cross section geometry, flexible for nearly all wash basin shapes, adapting to nearly all wash basin materials, easy assembly by co-injected seals, variable overflow/flood height, easily adjustable installation by telescopic connection or cutting in 3 sections, lockable valve cone with float, can be opened and closed by lever rod, incl. stem valve, set of seals and mounting tool, without valve cover, packed in a box

Test mark: tested to DIN EN 274, monitored



Size	Code No.	P1	P2	P3	Recmd. price/€
G 1 1/4	31.019.00..0000	1	20	240	


Accessories:

- space saving drain connection for washbasin Code No. 31.090.00..0000 see page 289



Push open cartridge valve for waste and overflow kit INEO FLUX

Suitable for waste and overflow kit INEO FLUX, upper part chrome-plated, brushed stainless steel or polished stainless steel, packed in a box



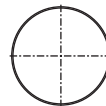
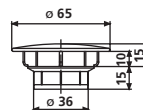
Colour	Code No.	P1	P2	P3	Recmd. price/€
chrome	30.022.00..0000	1	50	900	
brushed stainless steel	30.023.00..0000	1	50	900	
polished stainless steel	30.025.00..0000	1	50	900	

Cover for waste and overflow kit INEO FLUX

Chromed valve cover, packed in a box



Colour	Code No.	P1	P2	P3	Recmd. price/€
chrome	02.035.81..0000	1	200	4800	

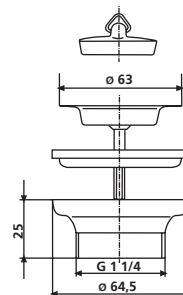
**Universal waste valve**

With stainless steel outlet and plug for washbasins, packed in a plastic bag

1. Plastic valve body, white
2. Plastic valve body, silver



Size	Code No.	P1	P2	P3	Recmd. price/€
1. G1 1/4 x 63 x 25	30.001.00..0000	1	300	7200	
2. G1 1/4 x 63 x 25	30.002.00..0000	1	300	7200	

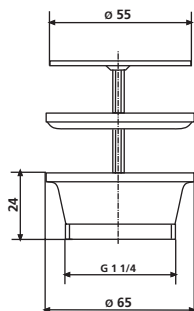


Waste kits for washbasins and bidets 4.1.



Universal waste valve

Plastic valve body, with stainless steel flat grating, for washbasins, packed in a plastic bag

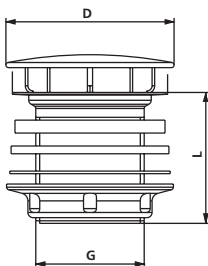


Size	Code No.	P1	P2	P3	Recmd. price/€
G1 1/4 x 55 x 24	30.004.00..0000	1	200	4800	



Permanent waste valve

Stainless steel/plastic waste valve, chrome-plated cover plate, with strainer insert for washbasins, packed in a plastic bag



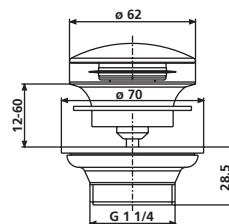
Size G x D x L	Code No.	P1	P2	P3	Recmd. price/€
G1 1/4 x 65 x 50	30.005.00..0000	1	60	1260	
G1 1/4 x 65 x 75	30.006.00..0000	1	50	1050	

Push-push waste valve

Upper part chrome-plated brass, valve body in chrome-plated plastic, push-push waste valve for washbasins, packed in a box



Size	Code No.	P1	P2	P3	Recmd. price/€
G1 1/4 x 62 x 28,5	30.007.00..0000	1	5	600	

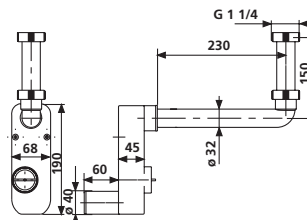
**Exposed trap for washbasin**

Plastic, with outlet bend and connection pipe G 1 1/4 in white plastic, horizontal connection 40 mm, with fixing screws, packed in a box

Test mark: tested to DIN 19541



Size	Code No.	P1	P2	P3	Recmd. price/€
G1 1/4 x 40	31.602.00..0000	1	12	384	



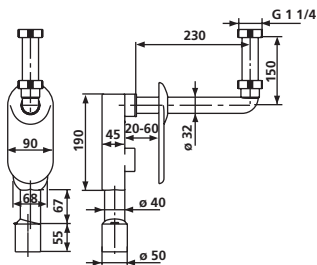
Waste kits for washbasins and bidets 4.1.



Concealed trap for washbasin

Plastic, with outlet bend, chrome-plated brass connection pipe G 1 1/4 and chrome-plated cover, outlet 40/50 mm, with fixing screws, packed in a box

Test mark: tested to DIN 19541



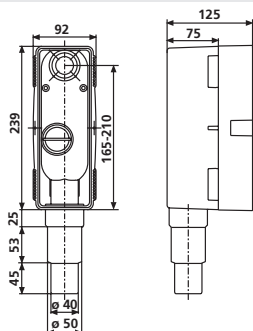
Size	Code No.	P1	P2	P3	Recmd. price/€
G1 1/4 x 40/50	31.601.00..0000	1	25	300	



Height-adjustable concealed trap for washbasin for disabled people

Plastic, height adjustable by 35 mm, with roughing-in set with outlet d: 40/50 mm, concealed trap G 1 1/4 x 40/50 mm, with protection and fixing screws, packed in a box

Test mark: tested to DIN 19541



Size	Code No.	P1	P2	P3	Recmd. price/€
G1 1/4 x 40/50	31.608.00..0000	1	25	300	


Accessories:

- finishing set for height-adjustable concealed trap from page 285 on
- standpipe Code No. 03.250.00..0000 see page 286

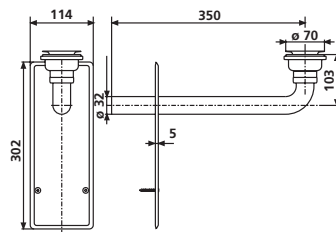
Finishing set for height-adjustable concealed trap

Consisting of: outlet bend d: 32 x 350 mm in chrome-plated brass, cover plate and waste valve G 1 1/4 x 70, valve screw 70 mm, for height-adjustable concealed trap Code No. 31.608.00..0000, packed in a plastic bag

1. Finishing set – white cover plate
2. Finishing set – chrome cover plate
3. Finishing set – stainless steel cover plate



Size	Code No.	P1	P2	P3	Recmd. price/€
1. G1 1/4 x 32 x 350	03.514.01..0000	1	25	300	
2. G1 1/4 x 32 x 350	03.514.81..0000	1	25	300	
3. G1 1/4 x 32 x 350	03.514.00..0000	1	25	300	



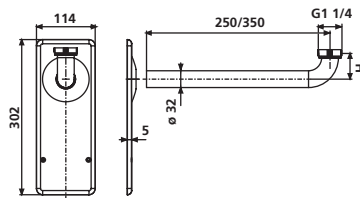
Finishing set for height-adjustable concealed trap

Consisting of: flat-sealing outlet bend d: 32 x 250 mm in white plastic and white plastic cover plate for height-adjustable concealed trap Code No. 31.608.00..0000, packed in a plastic bag

1. Plastic outlet bend, white cover plate – h: 30 mm
2. Outlet bend in chrome-plated brass, chrome cover plate – h: 42 mm



Size	Code No.	P1	P2	P3	Recmd. price/€
1. G 1 1/4 x 32 x 250	03.998.01..0000	1	25	600	
2. G 1 1/4 x 32 x 350	05.067.81..0000	1	25	600	

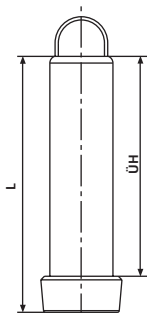


Waste kits for washbasins and bidets 4.1.



Standpipe 1 1/2" with handle and rubber joint

Brushed stainless steel, for finishing set Code No. 03.514.**..0000, packed in a plastic bag



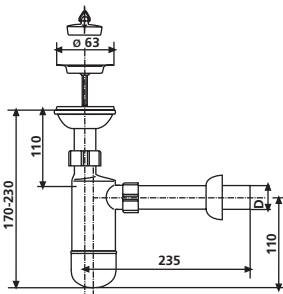
Size L/ÜH	Code No.	P1	P2	P3	Recmd. price/€
140/120	03.250.00..0000	1	10	1200	



Bottle trap 609/1

Plastic, with stainless steel outlet and plug, waste outlet with conical-ring nozzle, extension pipe 200 mm and rosette, packed in a plastic bag

Test mark: tested to DIN EN 274, monitored



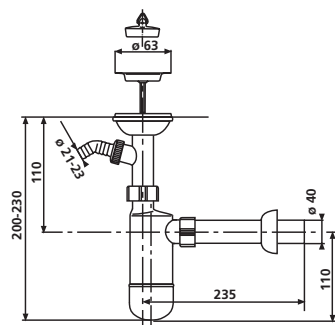
Size G x D	Code No.	P1	P2	P3	Recmd. price/€
G1 1/4 x 32	31.001.00..0000	1	80	960	
G1 1/4 x 40	31.002.00..0000	1	70	840	

Bottle trap 609/1 W

Plastic, with hose tap, stainless steel outlet and plug, waste outlet with conical-ring nozzle, extension pipe 200 mm and rosette, packed in a plastic bag

Test mark: tested to DIN EN 274, monitored

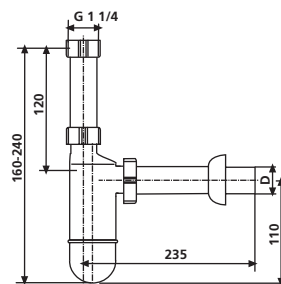
Size G x D	Code No.	P1	P2	P3	Recmd. price/€
G1 1/4 x 40	31.003.00..0000	1	70	840	

**Bottle trap 610/3**

Plastic, without waste valve, waste outlet with conical-ring nozzle, extension pipe 200 mm and rosette, packed in a plastic bag

Test mark: tested to DIN EN 274, monitored

Size G x D	Code No.	P1	P2	P3	Recmd. price/€
G1 1/4 x 32	31.004.00..0000	1	80	960	
G1 1/4 x 40	31.005.00..0000	1	70	840	



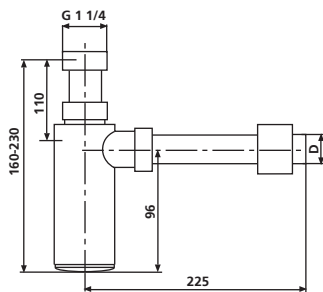
Waste kits for washbasins and bidets 4.1.



Design bottle trap 607

Stylish design, slim body, plastic, connection pipe, outlet with extension pipe 200 mm and rosette, for washbasins without half-pedestal or other cladding, packed in a box

1. Chrome-plated, connection pipe 110 mm D = 32 mm
2. Chrome-plated, connection pipe 110 mm D = 32/40 mm with rubber seal

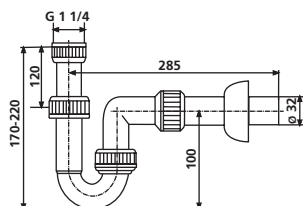


Size G x D	Code No.	P1	P2	P3	Recmd. price/€
1. G1 1/4 x 32	31.017.00..0000	1	10	320	
2. G1 1/4 x 32/40	31.017.00..S000	1	10	320	



Pipe trap, outlet 90°


Plastic, packed in a plastic bag



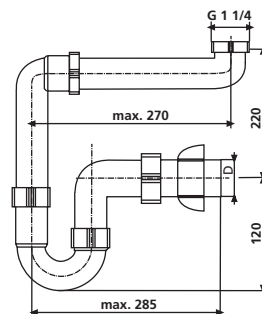
Size	Code No.	P1	P2	P3	Recmd. price/€
G 1 1/4 x 32	31.007.00..0000	1	80	960	

Space-saving drain connection for washbasin

Plastic, space-saving outlet with pipe trap, packed in a plastic bag



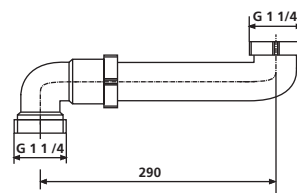
Size G x D	Code No.	P1	P2	P3	Recmd. price/€
G1 1/4 x 32	31.090.00..0000	1	50	600	
G1 1/4 x 40	31.090.00..S000	1	50	600	

**Space-saving waste outlet**


Plastic, packed in a plastic bag



Size	Code No.	P1	P2	P3	Recmd. price/€
G1 1/4 x G1 1/4	03.072.00..0000	1	100	1200	

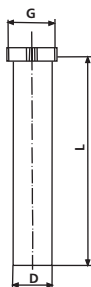


Waste kits for washbasins and bidets 4.1.



Connection pipe

Plastic, with sealing ring and cap nut, packed in a plastic bag

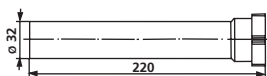


Size G x L x D	Code No.	P1	P2	P3	Recmd. price/€
G1 1/4 x 250 x 32	01.632.00..0000	1	100	1200	



Extension pipe

Plastic, with nut, conical gasket and sliding ring, packed in a plastic bag



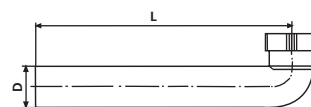
Size	Code No.	P1	P2	P3	Recmd. price/€
32 x 220	01.850.00..0000	1	100	1200	

Waste bend 90°

Plastic, with nut and conical gasket, packed in a plastic bag



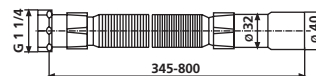
Size D x L	Code No.	P1	P2	P3	Recmd. price/€
32 x 250	03.121.00..0000	1	100	1200	

**Flexible connection pipe d: 32, extensible**

Plastic, with sealing ring and cap nut, packed in a plastic bag



Size	Code No.	P1	P2	P3	Recmd. price/€
G1 1/4 x 32/40 x 345-800	01.897.00..0000	1	100	1200	



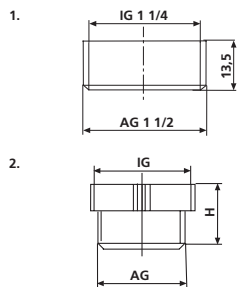
Waste kits for washbasins and bidets 4.1.



Adaptor

Plastic

1. Female thread G1 1/4 / male thread G1 1/2, h = 13.5 mm with seal
2. Female thread G1 1/2 / male thread G1 1/4, h = 33 mm with seal

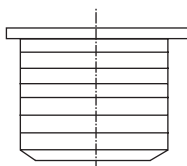


Size	Code No.	P1	P2	P3	Recmd. price/€
1. G1 1/4 IG / G1 1/2 AG	01.485.00..0000	1	10	1200	
2. G1 1/2 IG / G1 1/4 AG	01.473.00..0000	1	10	1200	



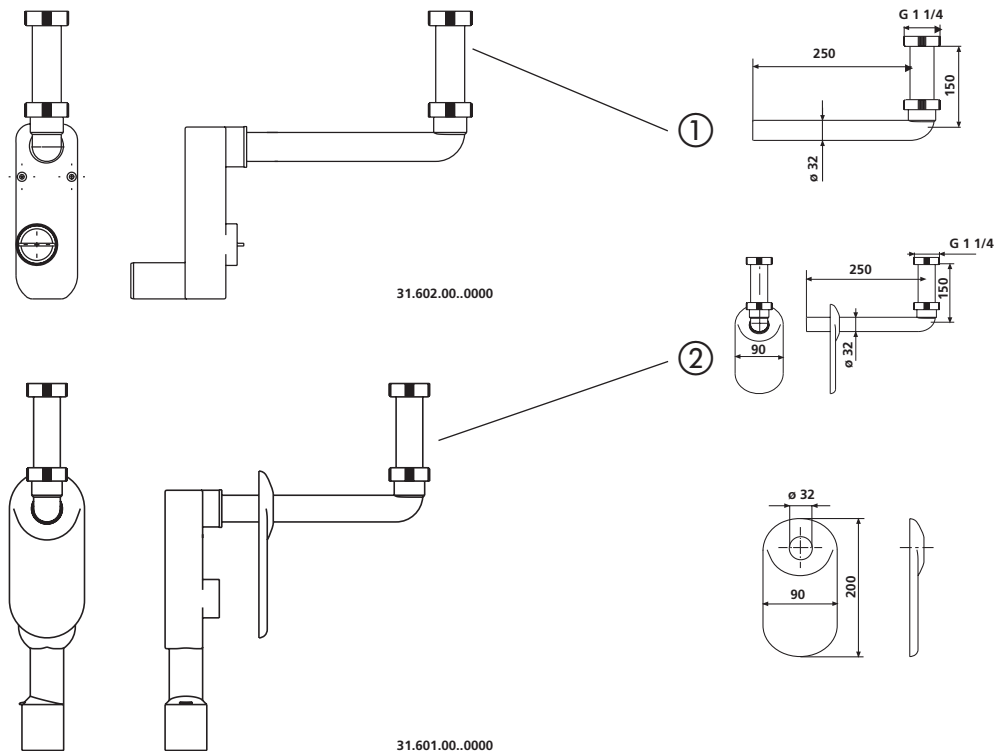
Rubber collar

For trap connections



Size	Code No.	P1	P2	P3	Recmd. price/€
NW 25/32	02.282.00..0000	1	400	8400	
NW 30/40	02.286.00..0000	1	400	8400	

**Exposed trap for washbasin (Code No. 31.602.00..0000) and concealed trap
(Code No. 31.601.00..0000) for washbasin**







No.	Name	Code No.	Recommended price/€
1	Connection bend, white	03.070.00..0000	
2	Connection bend and covering rosette, chrome-plated brass	03.069.00..0000	



PRODUCT GROUP 7

AIR-ADMITTANCE VALVES AND ACCESSORIES

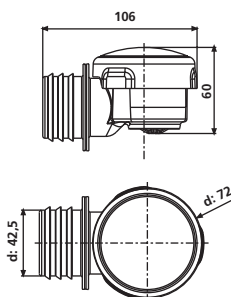
Air-admittance valves with DIN EN 12380	7.1.		296-302
Two-way vent valves for containers	7.2.		303-304
Two-way vent valves for waste water pipes	7.3.		305-309
Accessories	7.4.		310-312





ventilair® air-admittance valve DN 30 - 50 for horizontal connection

Type-tested and monitored in accordance with DIN EN 12380, type class A I, volume flow 8 l/sec, temperature range -20°C to +60°, with rubber connector for the dimensions stated, packed in a box

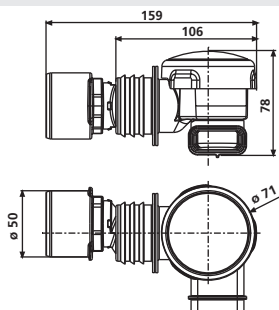
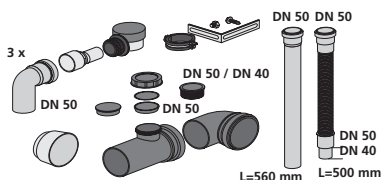


Size	Code No.	P1	P2	P3	Recmd. price/€
suitable for DN 30/40/50	11.031.00..0099	1	20	840	



ventilair® air-admittance valve set DN 30 - 50 for horizontal connection in concealed cistern CC-121

Type-tested and monitored in accordance with DIN EN 12380, type class A I, volume flow 8 l/sec, temperature range -20°C to +60°, with rubber connector for the dimensions stated, packed in a box



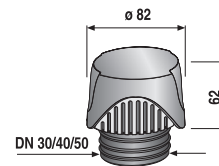
Size	Code No.	P1	P2	P3	Recmd. price/€
	11.030.00..0099	1		300	

ventilair® air-admittance valve DN 30 - 50

Type-tested and monitored in accordance with DIN EN 12380 by TÜV Rheinland LGA Products GmbH, type class A I, volume flow 8 l/s, temperature range -20°C to +60°C, with polystyrene frost protection cover, with rubber connector for the dimensions stated



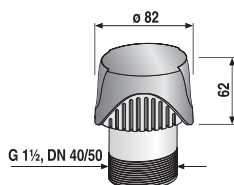
Version	Code No.	P1	P2	P3	Recmd. price/€
suitable for DN 30/40/50	11.A20.00..0099	1	10	420	





ventilair® air-admittance valve G 1 1/2, DN 40/50

Type-tested and monitored in accordance with DIN EN 12380 by TÜV Rheinland LGA Products GmbH, type class A I, volume flow 8 l/sec., temperature range -20°C to +60°C, with polystyrene frost protection cover

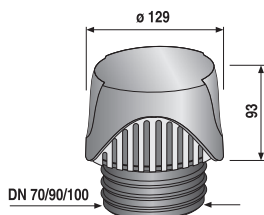


Version	Code No.	P1	P2	P3	Recmd. price/€
with G 1½ thread, also suitable for DN 40/50	11.020.00..S099	1	10	420	



ventilair® air-admittance valve DN 70 - 100

Type-tested and monitored in accordance with DIN EN 12380 by TÜV Rheinland LGA Products GmbH, type class A I, volume flow 25 l/sec., temperature range -20°C to +60°C, with polystyrene frost protection cover, with rubber connector for the dimensions stated



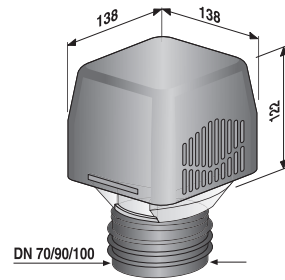
Version	Code No.	P1	P2	P3	Recmd. price/€
suitable for DN 70/90/100	11.A21.00..0099	1	10	150	

ventilair 33 air-admittance valve

Type-tested and monitored in accordance with DIN EN 12380 by TÜV Rheinland LGA Products GmbH, type class A I, volume flow 33 l/sec., temperature range -20°C to +60°C, with polystyrene frost protection cover, with rubber connector for the dimensions stated



Version	Code No.	P1	P2	P3	Recmd. price/€
suitable for DN 70/90/100	11.A22.00..0099	1	10	150	

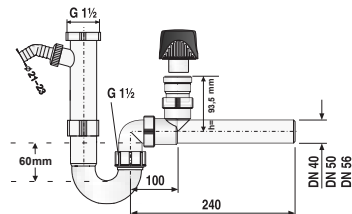


Pipe trap with ventilair® air-admittance valve

G 1 1/2, plastic, with connection pipe 250 mm and hose tap, in accordance with DIN (test number 4 U 046), extension pipe with ventilair® air-admittance valve, type-tested and monitored according to DIN EN 12380 by TÜV Rheinland LGA Products GmbH, type class A I, volume flow 8 l/sec., temperature range -20°C to +60°C, with additional testing to DIN EN 274, temperature range up to +95°C



Size	Code No.	P1	P2	P3	Recmd. price/€
G 1½ x DN 40	03.001.00..0099	1	30	180	
G 1½ x DN 50	03.002.00..0099	1	30	180	
G 1½ x DN 56	03.016.00..0099	1	30	180	





Air admittance valves for the ventilation of individual objects according to DIN EN 12380

Type class A II, volume flow 2 l/sec. to 3.3 l/sec., temperature range 0°C to +60°C

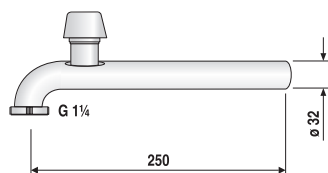
Size	Code No.	P1	P2	P3	Recmd. price/€
DN 30	11.A00.00..0099	1	10	2520	
DN 40	11.A01.00..0099	1	10	2520	
DN 50	11.A02.00..0099	1	10	2520	
DN 70	11.A03.00..0099	1	6	1008	
d: 100	11.A05.00..0099*	1	2	432	
DN 100	11.A04.00..0099	1	2	432	

*DISCONTINUED MODEL – delivery while stocks last



Waste bend 90° for the ventilation of individual objects

l = 250 mm, d: 32, with G 1 1/4 cap nut, chrome-plated brass, with high-gloss chrome-plated G 1/2 air-admittance valve, tested to DIN EN 12380, type class A II, volume flow 2 l/sec., temperature range 0°C to +60°C

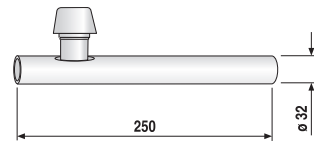


Size	Code No.	P1	P2	P3	Recmd. price/€
G 1 1/4 x d: 32 x 250	03.091.00..0000	1	30	390	

Straight waste pipe for the ventilation of individual objects

l = 250 mm, d: 32, chrome-plated brass, with high-gloss chrome-plated G 1/2 air-admittance valve, tested to DIN EN 12380, type class A II, volume flow 2 l/sec., temperature range 0°C to +60°C

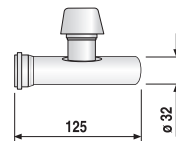

Size	Code No.	P1	P2	P3	Recmd. price/€
d: 32 x 250	03.089.00..0000	1	40	520	



Extension pipe with sleeve for the ventilation of individual objects

l = 125 mm, d: 32, chrome-plated brass, with high-gloss chrome-plated G 1/2 air-admittance valve, tested to DIN EN 12380, type class A II, volume flow 2 l/sec., temperature range 0°C to +60°C

Size	Code No.	P1	P2	P3	Recmd. price/€
d: 32 x 125	03.090.00..0000	1	60	1260	

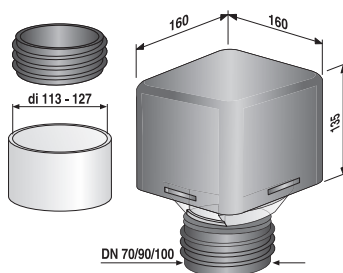




ventilair® air-admittance valve for outdoor use, unheated

For replacing open waste water pipe vents in locations where disturbing odours arise from freely vented downpipes, e.g. on roof terraces, next to dormer windows, skylights and roof windows on gable roofs, on terraces and balconies, etc.

Type-tested and monitored in accordance with DIN EN 12380 by TÜV Rheinland LGA Products GmbH, type class A I, volume flow 24 l/sec., temperature range -20°C to +60°C, with integrated polystyrene frost protection cover and additional protective cover made from UV light resistant plastic, with rubber connectors for the stated dimensions



Colour / Version	Code No.	P1	P2	P3	Recmd. price/€
brick-red, suitable for DN 70 / 90 / 100 and di 113 to 127 mm	11.A23.00..0099	1	8	96	
black, suitable for DN 70 / 90 / 100 and di 113 to 127 mm	11.A23.00..S099	1	8	96	

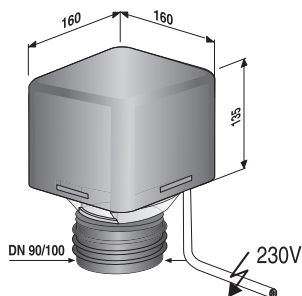


ventilair® air-admittance valve for outdoor use, heated

With integrated, self-regulating thermostat suitable for DN 90/100 and diameters of 113 to 127 mm

Heating band specifications:

Switches on automatically at +5°C, for use up to -40°C, completely watertight, 1 m silicone connection cable, double insulated, highly flexible, for direct connection to 230V AC, 40 W power



Colour / Version	Code No.	P1	P2	P3	Recmd. price/€
brick-red, suitable for DN 90/100	11.026.00..0099	1	8	96	

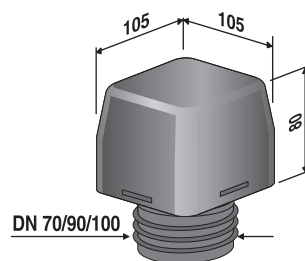
ventilair® active DN 70 - 100

For accessible external areas for filtering gases arising in domestic sewage systems, toilet lifting systems, existing open vents, e.g. oil tanks, septic tanks, etc., with activated carbon filter

Tested by TÜV Rheinland LGA Products GmbH, air flow volume at 250 PA = 3.33 l/sec. = 12 m³/h, frost resistant to -20°C in accordance with DIN EN 12380, UV light resistant plastic cover, with rubber connector for use in unpressurised applications



Version	Code No.	P1	P2	P3	Recmd. price/€
suitable for DN 70/90/100	11.A24.00..0099	1	10	300	

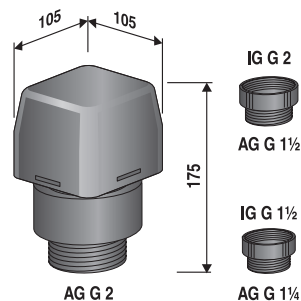
**ventilair® active with threaded connections**

For accessible external areas for filtering gases arising in domestic sewage systems, toilet lifting systems, existing open vents, e.g. oil tanks, septic tanks, etc., with activated carbon filter

Tested by TÜV Rheinland LGA Products GmbH, air flow volume at 250 PA = 3.33 l/sec. = 12 m³/h, frost resistant to -20°C in accordance with DIN EN 12380, UV light resistant plastic cover, with G 2 male thread for use at pressures of up to 1 bar and two additional reducers with G 1 1/2 and G 1 1/4 male threads



Version	Code No.	P1	P2	P3	Recmd. price/€
suitable for connections with G 2, G 1½ and G 1¼ female threads	11.A24.00..S099	1	36	216	



Two-way vent valves for container 7.2.



Filter cartridge for ventilair® active

Suitable for ventilair active

code no. 11.A24.00..0099

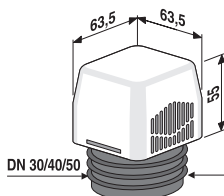
code no. 11.A24.00..S099

	Code No.	P1	P2	P3	Recmd. price/€
	11.A25.00..0099	1	14	3150	



ventilair® active DN 30 - 50

For use in domestic micro lifting systems and faecal-free lifting systems for filtering arising gases, when odours are detected, the filter is exhausted and the two-way vent valve must be replaced, air flow volume at 250 PA = 0.39 l/sec. = 1.4 m³/h, tested by TÜV Rheinland LGA Products GmbH



Version	Code No.	P1	P2	P3	Recmd. price/€
with rubber connector, suitable for DN 30/40/50	11.029.00..0099	1	200	1200	

The new problem-solver for pressure compensation in waste water systems – a two-way vent valve with an additional filter comprising an activated carbon filter pad

ventilair duplex operates as a 2-way system, i.e. with both negative and positive pressure applications

ventilair duplex aerates in the same way as a conventional air-admittance valve

ventilair duplex vents the system in the case of a defect in the piping, where by the drainage gases are neutralised by the activated carbon filter


ventilair duplex is easy to open and close to change the filter cartridge

Notes:

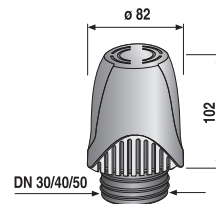
ventilair duplex two-way vent valves are subjected to regular internal testing in accordance with DIN EN 12380. They do not comply with the standards DIN 1986-100 and DIN EN 12056-2, thus installation should be governed by a contractual agreement.

ventilair duplex® two-way vent valve DN 30 - 50

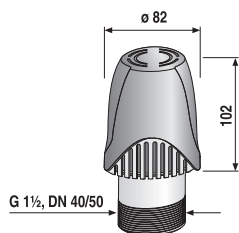
Volume flow 8 l/sec., temperature range -20°C to +60°C, with activated carbon filter, polystyrene frost protection cover and rubber connector for the stated dimensions



Version	Code No.	P1	P2	P3	Recmd. price/€
suitable for DN 30/40/50	11.027.00..0099	1	10	360	



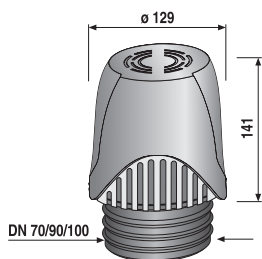
Two-way vent valves for waste water pipes 7.3.



ventilair duplex® two-way vent valve G 1 1/2 DN, 40/50

Volume flow 8 l/sec., temperature range -20°C to +60°C, with activated carbon filter, polystyrene frost protection cover

Version	Code No.	P1	P2	P3	Recmd. price/€
with G 1½ thread, also suitable for DN 40/50	11.027.00..S099	1	10	300	



ventilair duplex® two-way vent valve DN 70 - 100

Volume flow 25 l/sec., temperature range -20°C to +60°C, with activated carbon filter, polystyrene frost protection cover and rubber connector for the stated dimensions

Version	Code No.	P1	P2	P3	Recmd. price/€
suitable for DN 70/90/100	11.028.00..0099	1	10	120	

Filter cartridges for ventilair duplex®

Suitable for:

ventilair duplex® DN 30/40/50, Code No. 11.027.00..0099

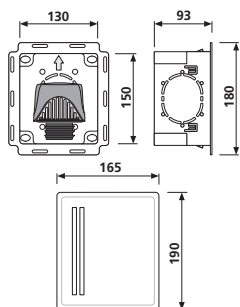
ventilair duplex® G 1 1/2, DN 40/50, Code No. 11.027.00..5099

ventilair duplex® DN 70/90/100, Code No. 11.028.00..0099



Version	Code No.	P1	P2	P3	Recmd. price/€
for DN 30 / 40 / 50 and G 1½, DN 40 / 50	03.819.00..0099	1	10	2250	
for DN 70 / 90 / 100	03.820.00..0099	1	40	640	

Two-way vent valves for waste water pipes 7.3.

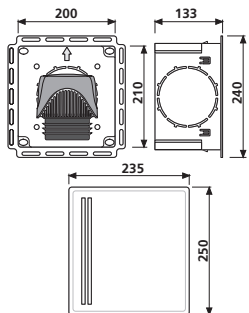


Built-in wall box with ventilair® air-admittance valve DN 30 - 50

Box dimensions w x h x d = 130x150x93 mm, suitable for brick wall and drywall installation, box depth adjustable by maximum 65 mm, mounting frame for cover plate, polystyrene protection block, plastic cover plate, UV resistant, w x h = 165x190 mm, colour alpine white



Version	Code No.	P1	P2	P3	Recmd. price/€
with ventilair	17.270.01..0099	1	80		



Built-in wall box with ventilair® air-admittance valve DN 70 - 100

Box dimensions w x h x d = 200x210x133 mm, suitable for brick wall and drywall installation, box depth adjustable by maximum 65 mm, mounting frame for cover plate, polystyrene protection block, plastic cover plate, UV resistant, w x h = 235x250 mm, colour alpine white



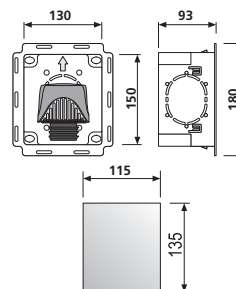

Version	Code No.	P1	P2	P3	Recmd. price/€
with ventilair	17.271.01..0099	1	36		

**Built-in wall box for flush mounting,
with ventilair® air-admittance valve DN 30 - 50**

Box dimensions w x h x d = 130x150x93 mm, suitable for brick wall and drywall installation, box depth adjustable by maximum 65 mm, integrated magnets for flush alignment of cover plate, adapter for air inlet pipe suitable for connection on 3 sides (DN 50 HT pipe, not included), cover cap for DN 50 air inlet pipe with integrated air inlet openings, colour alpine white, polystyrene protection block, galvanised metal cover plate, w x h = 115 x 135 mm, 2 suction cup holders for removing the cover plate



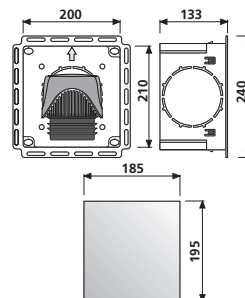
Version	Code No.	P1	P2	P3	Recmd. price/€
with ventilair	17.270.00..0099	1	80		

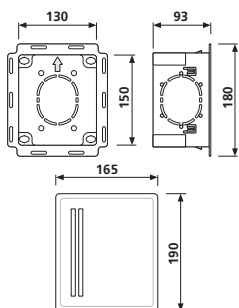

**Built-in wall box for flush mounting,
with ventilair® air-admittance valve DN 70 - 100**

Box dimensions w x h x d = 200x210x133 mm, suitable for brick wall and drywall installation, box depth adjustable by maximum 65 mm, integrated magnets for flush alignment of cover plate, adapter for air inlet pipe suitable for connection on 3 sides (DN 90 HT pipe, not included), cover cap for DN 90 air inlet pipe with integrated air inlet openings, colour alpine white, polystyrene protection block, galvanised metal cover plate, w x h = 185x195 mm, 2 suction cup holders for removing the cover plate



Version	Code No.	P1	P2	P3	Recmd. price/€
with ventilair	17.271.00..0099	1	36		

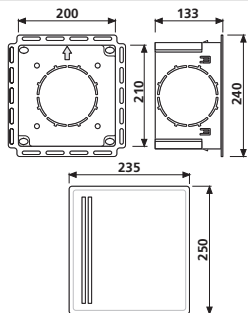




Built-in wall box, suitable for ventilair® DN 30 - 50, ventilair duplex® DN 30 - 50, ventilair® G 1 1/2, DN 40/50, ventilair duplex® G 1 1/2, DN 40/50

Box dimensions w x h x d = 130x150x93 mm, suitable for brick wall and drywall installation, box depth adjustable by maximum 65 mm, mounting frame for cover plate, polystyrene protection block, plastic cover plate, UV resistant, w x h = 165x190 mm, colour alpine white

Version	Code No.	P1	P2	P3	Recmd. price/€
without ventilair	17.270.01..S099	1	80		



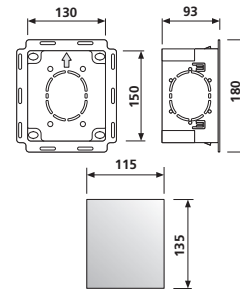
Built-in wall box, suitable for ventilair® DN 70 - 100 ventilair duplex® DN 70 - 100, ventilair® active DN 70 - 100

Box dimensions w x h x d = 200x210x133 mm, suitable for brick wall and drywall installation, box depth adjustable by maximum 65 mm, mounting frame for cover plate, polystyrene protection block, plastic cover plate, UV resistant, w x h = 235x 50 mm, colour alpine white

Version	Code No.	P1	P2	P3	Recmd. price/€
without ventilair	17.271.01..S099	1	36		

Built-in wall box, suitable for ventilair® DN 30 - 50, ventilair duplex® DN 30 - 50, ventilair® G 1 1/2, DN 40 /50, ventilair duplex® G 1 1/2, DN 40/50

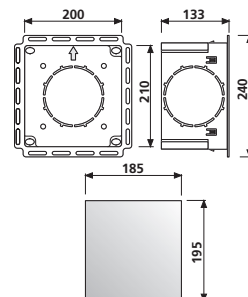
Box dimensions w x h x d = 130x150x93 mm, suitable for brick wall and drywall installation, box depth adjustable by maximum 65 mm, integrated magnets for flush alignment of cover plate, adapter for air inlet pipe suitable for connection on 3 sides (DN 50 HT pipe, not included), cover cap for DN 50 air inlet pipe with integrated air inlet openings, colour alpine white, polystyrene protection block, galvanised metal cover plate, w x h = 115x135 mm, 2 suction cup holders for removing the cover plate



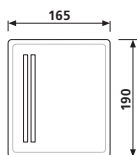
Version	Code No.	P1	P2	P3	Recmd. price/€
without ventilair	17.270.00..S099	1	80		

Built-in wall box, suitable for ventilair® DN 70 - 100, ventilair duplex® DN 70 - 100, ventilair® active DN 70 - 100

Box dimensions w x h x d = 200x210x133 mm, suitable for brick wall and drywall installation, box depth adjustable by maximum 65 mm, integrated magnets for flush alignment of cover plate, adapter for air inlet pipe suitable for connection on 3 sides (DN 90 HT pipe, not included), cover cap for DN 90 air inlet pipe with integrated air inlet openings, colour alpine white, polystyrene protection block, galvanised metal cover plate, w x h = 185x195 mm, 2 suction cup holders for removing the cover plate



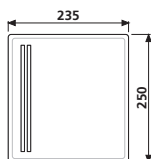
Version	Code No.	P1	P2	P3	Recmd. price/€
without ventilair	17.271.00..S099	1	36		



Cover plate, plastic

UV resistant, w x h = 165x190 mm, colour alpine white, suitable for built-in wall box Code no. 17.270.01..0099 and Code No. 17.270.01..S099

Colour	Code No.	P1	P2	P3	Recmd. price/€
alpine white	04.216.00..0000	1	50	800	



Cover plate, plastic







UV resistant, w x h = 235x250 mm, colour alpine white, suitable for built-in wall box Code no. 17.271.01..0099 and Code No. 17.271.01..S099

Colour	Code No.	P1	P2	P3	Recmd. price/€
alpine white	04.217.00..0000	1	25	400	



PRODUCT GROUP 1

WC ACCESSORIES

Cisterns	1.1.		314-322
Fill valves / Flush valves	1.2.		323-324
WC connectors	1.3.		325-358
WC seats	1.4.		359-370
Special flush pipe bends	1.5.		371-375
Spare parts WC accessories	1.6.		376-404





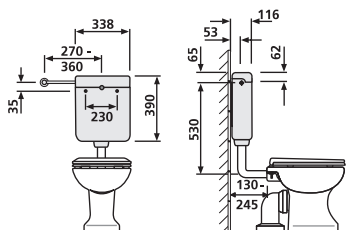
Cistern 937

A low-level cistern with a flushing capacity of 6 litres, insulated against condensation, with start-stop technology, 3-side connection and a low-noise fill valve;

supplied with: cistern 937, also with copper tube for water inlet from behind, flush pipe bend and flush pipe connector, fastenings and mounting instructions, packed in a box

Test marks: Noise Class I, tested to DIN EN 14055, KIWA

1. With angle valve G 1/2 and chromium-plated connection pipe
2. Without angle valve, without chromium-plated connection pipe



Colour	Code No.	P1	P2	P3	Recmd. price/€
1. alpine white	91.701.01..0000	1	36	72	
2. alpine white	91.701.01..S000	1	60		

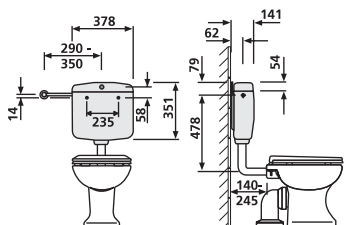


Cistern 936

A low-level cistern with a flushing capacity of 6 litres, insulated against condensation, with start-stop technology, 3-side connection and a low-noise fill valve;

supplied with: cistern 936, flush pipe bend and flush pipe connector, with angle valve G 1/2 and chromium-plated connection pipe, fastenings and mounting instructions, packed in a box

Test marks: Noise Class I, tested to DIN EN 14055, KIWA



Colour	Code No.	P1	P2	P3	Recmd. price/€
alpine white	91.601.01..0000	1	32	64	

Cistern junior

A low-level cistern with a flushing capacity of 6 litres, insulated against condensation, with start-stop technology, 3-side connection and a low-noise fill valve;

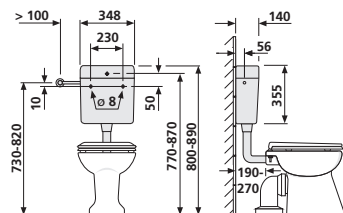
supplied with: cistern junior, chromium-plated connection pipe, flush pipe bend and flush pipe connector, fastenings and mounting instructions, packed in a box

Test marks: Noise Class I, tested to DIN EN 14055, KIWA

1. With angle valve G 1/2

2. Without angle valve

Colour	Code No.	P1	P2	P3	Recmd. price/€
1. alpine white	91.A01.01..0099	1	38	76	
bahama beige	91.A01.04..0099	1	38		
manhattan	91.A01.66..0099	1	38		
pergamon	91.A01.86..0099	1	38		
2. alpine white	91.A01.01..S099	1	38	76	



Cistern junior jet

A high-level cistern with a flushing capacity of 6 litres, insulated against condensation, flush flow can be interrupted with the operating set from our accessories, water inlet on left, can be moved to right, low-noise fill valve; supplied with: cistern junior jet, without angle valve, universal screw coupling for all 32 mm flush pipes, fastenings and mounting instructions, packed in a box

Test marks: Noise Class I, tested to DIN EN 14055, KIWA

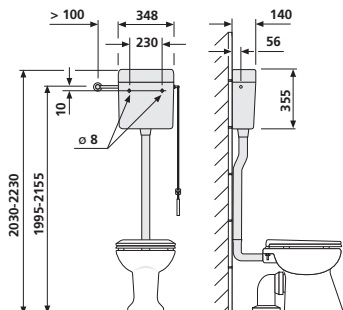
1. without pull rod

2. with pull rod


Colour	Code No.	P1	P2	P3	Recmd. price/€
1. alpine white	92.A00.01..0099	1	38		
2. alpine white	92.A00.01..S099	1	38		

Accessories:

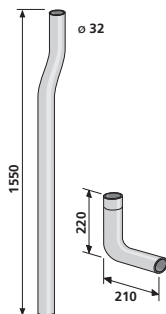
- flush pipe with bend Code No. 01.A02.01..0099 see page 350
- actuator set Code No. 02.410.00..0000 see page 350



Cisterns 1.1.



junior jet accessories: flush pipe with bend



Colour	Code No.	P1	P2	P3	Recmd. price/€
alpine white	01.A02.01..0099	1	20	220	



junior jet accessories: actuator set



Colour	Code No.	P1	P2	P3	Recmd. price/€
alpine white	02.410.00..0000	1	50	3000	

Cistern 951

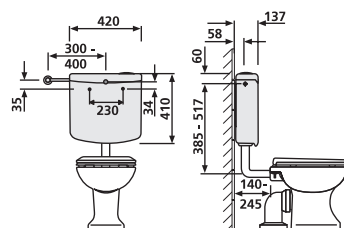
A low-level cistern with an adjustable flushing capacity of 6-9 litres, factory setting: 6 litres, insulated against condensation, water-saving system with dual flush (9/3 l or 6/3 l), can be converted for start-stop flush and 4.5-litre flush with push button supplied, with 3-side connection and low-noise fill valve;

supplied with: cistern 951, start-stop button, flush pipe bend and flush pipe connector, fastenings and mounting instructions, packed in a box

Test marks: Noise Class I, tested to DIN EN 14055, KIWA

1. With angle valve G 1/2 and chromium-plated connection pipe
2. Without angle valve, without chromium-plated connection

Colour	Code No.	P1	P2	P3	Recmd. price/€
1. alpine white	91.101.01..0000	1	12	36	
2. alpine white	91.101.01..S000	1	40		



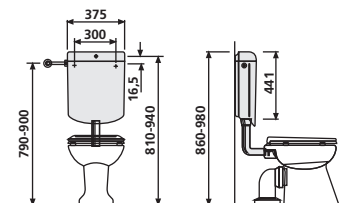
Cistern verona duo

a low-level cistern with an adjustable flushing capacity of 6-9 litres, factory setting 6 litres, insulated against condensation, water-saving system with dual flush (9/3.5 l or 6/3.5 l) and start-stop function, immediate flush flow interruption with the small button, 3-side connection and low-noise fill valve;

supplied with: cistern verona duo, with angle valve G 1/2, chromium-plated connection pipe, flush pipe bend and flush pipe connector, fastenings and mounting instructions, packed in a box

Test marks: Noise Class I, tested to DIN EN 14055, KIWA

Colour	Code No.	P1	P2	P3	Recmd. price/€
alpine white	91.A06.01..0000	1	26	52	



Cisterns 1.1.



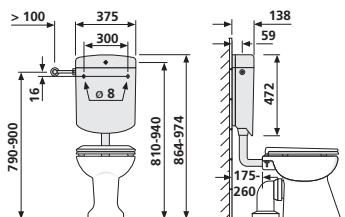
Cistern bonito duo

A low-level cistern with an adjustable flushing capacity of 6-9 litres, factory setting: 6 litres, insulated against condensation, water-saving system with dual flush (9/3.5 l or 6/3.5 l) and start-stop function, immediate flush flow interruption with the small button, 3-side connection and low-noise fill valve;

supplied with: cistern bonito duo, chromium-plated connection pipe, flush pipe bend and flush pipe connector, fastenings and mounting instructions, packed in a box

Test marks: Noise Class I, tested to DIN EN 14055, KIWA

1. With angle valve G 1/2
2. Without angle valve



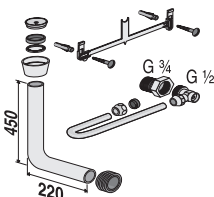
Colour	Code No.	P1	P2	P3	Recmd. price/€
1. alpine white	91.A04.01..0099	1	26	52	
bahama beige	91.A04.04..0099	1	26	52	
manhattan	91.A04.66..0099	1	26	52	
pergamon	91.A04.86..0099	1	26	52	
2. alpine white	91.A04.01..S099	1	26	52	



Cistern bonito duo complete set

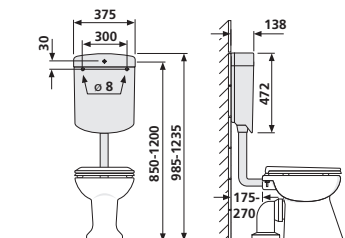
For replacing existing flush valves

A low-level cistern with an adjustable flushing capacity of 6-9 litres, factory setting: 6 litres, insulated against condensation, water-saving system with dual flush (9/3.5 l or 6/3.5 l) and start-stop function, immediate flush flow interruption with the small button, central water inlet behind and low-noise fill valve;



supplied with: cistern bonito duo, complete with short brass angle valve G 1/2 and chromium-plated connection pipe, brass reducer 3/4 x 1/2 flow valve, flush pipe 450 x 220 mm, flush pipe connector, fastenings and mounting instructions, packed in a box

Test marks: Noise Class I, tested to DIN EN 14055, KIWA



Colour	Code No.	P1	P2	P3	Recmd. price/€
alpine white	91.A04.01..0005	1	26	52	

Accessories:

- flow rate reducer Code No. 04.174.00..0000 see page 192

Cistern 928/2V

A low-level cistern with an adjustable flushing capacity of 6-9 litres, factory setting: 6 litres, insulated against condensation, water-saving system with dual flush (9/3 l or 6/3 l), prepared for 3-side connection and low-noise fill valve;

supplied with: cistern 928/2V, with fill valve, angle valve G 1/2 and chromium-plated connection pipe, flush pipe bend and flush pipe connector, fastenings and mounting instructions, packed in a box

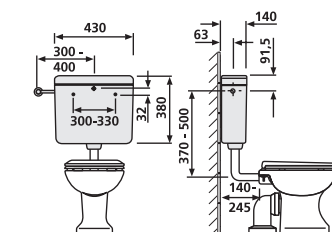
Test marks: Noise Class I, tested to DIN EN 14055



Colour	Code No.	P1	P2	P3	Recmd. price/€
alpine white	91.907.01..0000	1	26	52	

Accessories:

- connection set for water inlet from behind Code No. 02.073.00..0000 see page 383

**Cistern bonito**

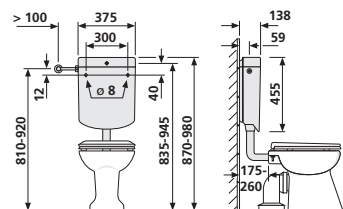
A low-level cistern with an adjustable flushing capacity of 6-9 litres, factory setting: 6 litres, insulated against condensation, start-stop technology, 3-side connection and low-noise fill valve;

supplied with: cistern bonito, with angle valve G 1/2 and chromium-plated connection pipe, flush pipe bend and flush pipe connector, fastenings and mounting instructions, packed in a box

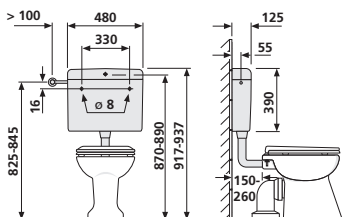
Test marks: Noise Class I, tested to DIN EN 14055, KIWA



Colour	Code No.	P1	P2	P3	Recmd. price/€
alpine white	91.A03.01..0099	1	26	52	



Cisterns 1.1.



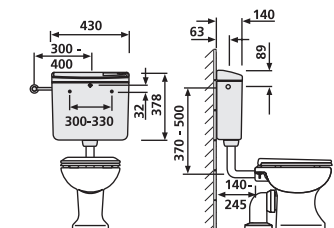
Cistern nova

A low-level cistern with an adjustable flushing capacity of 6-9 litres, factory setting: 6 litres, insulated against condensation, start-stop technology, 3-side connection and low-noise fill valve;

supplied with: cistern nova, with angle valve G 1/2, chromium-plated connection pipe, flush bend and flush pipe connector, fastenings and mounting instructions, packed in a box

Test marks: Noise Class I, tested to DIN EN 14055, KIWA

Colour	Code No.	P1	P2	P3	Recmd. price/€
alpine white	91.A00.01..0099	1	28	56	



Cistern 928

A low-level cistern with an adjustable flushing capacity of 6-9 litres, factory setting: 6 litres, insulated against condensation, with start-stop technology, prepared for 3-side connection and low-noise fill valve;

supplied with: cistern 928, flush pipe bend and flush pipe connector, fastenings and mounting instructions, packed in a box

Test marks: Noise Class I, tested to DIN EN 14055, KIWA

1. With angle valve G 1/2 and chromium-plated connection pipe
2. Without angle valve, without chromium-plated connection pipe

Colour	Code No.	P1	P2	P3	Recmd. price/€
1. alpine white	91.903.01..0000	1	26	52	
2. alpine white	91.903.01..S000	1	52		

Accessories:

- connection set for water inlet from behind Code No. 02.073.00..0000 see page 383

Cistern 928 U

Adjustable flushing capacity of 6-9 litres, factory setting: 6 litres, insulated against condensation, with start-stop technology, prepared for 3-side connection and low-noise fill valve;

supplied with: cistern 928 U, flush pipe bend and flush pipe connector, fastenings and mounting instructions, packed in a box

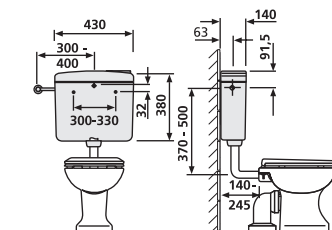
Test marks: Noise Class I, tested to DIN EN 14055, KIWA

1. Low-level, with angle valve G 1/2 and chromium-plated connection pipe
2. High/low-level, without angle valve, without chromium-plated connection pipe, with flush pull

Colour	Code No.	P1	P2	P3	Recmd. price/€
1. alpine white	91.905.01..0000	1	26	52	
2. alpine white	91.905.01..S000	1	52		

Accessories:

- connection set for water inlet from behind Code No. 02.073.00..0000 see page 383

**Cistern 961/2V (topstar duo)**

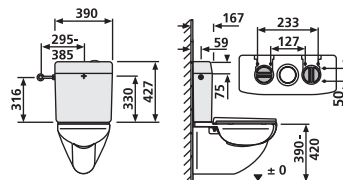
A close-coupled cistern, with an adjustable flushing capacity of 6-9 litres, insulate against condensation, with a water-saving system with dual flush (9/3 l or 6/3 l), factory setting: 6 litres, 3-side connection and low-noise fill valve, for floor-standing and wall-mounted wash-out and wash-down WC pans with close-coupled cistern, fixation of the cistern is adjustable (width: 127-233, depth: 150 ± 25);

supplied with: cistern 961/2V, with flexible hose for back inlet, sealing rings, fastenings and mounting instructions, packed in a box

Test marks: Noise Class I, tested to DIN EN 14055, KIWA

1. With angle valve G 1/2 and chromium-plated connection pipe
2. Without angle valve, without chromium-plated connection pipe

Colour	Code No.	P1	P2	P3	Recmd. price/€
1. alpine white	94.504.01..0000	1	20	40	
2. alpine white	94.504.01..S000	1	40		



Cisterns 1.1.

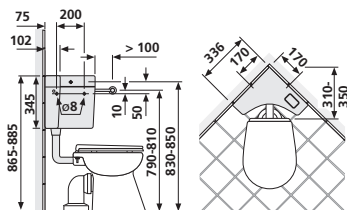


Corner Cistern 927 (delta)

A low-level cistern with an adjustable flushing capacity of 6-9 litres, factory setting: 6 litres, insulated against condensation, start-stop technology, 4-side connection and low-noise fill valve;

supplied with: corner cistern 927 (delta), with angle valve G 1/2, chromium-plated connection pipe, flush pipe bend and flush pipe connector, fastenings and mounting instructions, packed in a box

Test marks: Noise Class I, tested to DIN EN 14055, KIWA



Colour	Code No.	P1	P2	P3	Recmd. price/€
alpine white	91.902.01..0000	1	12	24	
pergamon	91.902.86..0000*	1	12	24	

* DISCONTINUED MODEL – delivery while stocks last

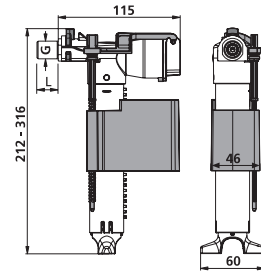
Universal fill valve 510 (multiflow)

Small, compact construction, rapid filling rate of 3.6 l/min at 0.5 bar flow pressure, quick closing, extremely quiet, only 13 dB(A) (Noise Class I), easy to install and maintain due to simple snap and plug connections, brass connection, adjustable flush water volume controlled by an continuously variable float, with telescopic pipe, for universal application in plastic and ceramic exposed cisterns and concealed cisterns

Test mark: tested to DIN EN 14124, KIWA, SVGW, NF

1. packed in a box
2. in a plastic bag

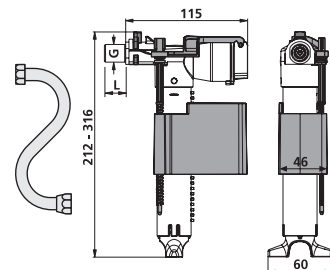
Size G x L	Code No.	P1	P2	P3	Recmd. price/€
1. G 3/8 x 30	25.001.00..0000	1	24	288	
2. G 3/8 x 20	25.003.00..0000	1	30	480	

**Universal fill valve 510 (multiflow) with Z pipe**

Small, compact construction, rapid filling rate of 3.6 l/min at 0.5 bar flow pressure, quick closing, extremely quiet, only 13 dB(A) (Noise Class I), easy to install and maintain due to simple snap and plug connections, brass connecting parts, adjustable flush water volume controlled via continuously variable float, with telescopic pipe, with Z pipe and screw connection for concealed cisterns, packed in a plastic bag

Test mark: tested to DIN EN 14124, KIWA, SVGW, NF

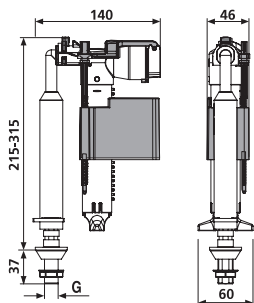
Size G x L	Code No.	P1	P2	P3	Recmd. price/€
G 3/8 x 30	25.001.00..S000	1	30	960	





Universal fill valve 510 U

Small compact construction, rapid filling rate of 3.6 l/min at 0.5 bar flow pressure, quick closing, extremely quiet, only 13 dB(A) (Noise Class I), easy to install and maintain due to simple snap and plug connection, adjustable flush water volume controlled via continuously variable float, with telescopic pipe, plastic connection, for use in ceramic cisterns with bottom water inlet, packed in a plastic bag



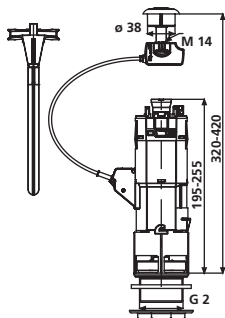
Size	Code No.	P1	P2	P3	Recmd. price/€
G 3/8	25.009.00..0000	1	25	400	
G 1/2	25.010.00..0000	1	25	400	



Dual flush valve INEO for ceramic cisterns with lid fixation

For initial fitting or replacement of close-coupled ceramic cisterns with dual flush technology (9/3 or 6/3 litres), flexible cable flush actuation, full and partial flush volume infinitely adjustable between 9 and 6 litres and 4.5 and 3 litres respectively, variable installation height of 320 to 420 mm, push-button countersunk in lid or mounted on lid, suitable for hole diameters of 18 and 38 mm

supplied with: dual flush mechanism with safety catch for the cistern lid, chrome-plated push-button and rosette, fixing set for attaching cistern to WC, installation instructions, packed in a box

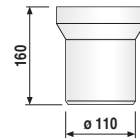


	Code No.	P1	P2	P3	Recmd. price/€
	93.606.81..0000	1	25	150	

WC connector 160 mm, DN 100

In PP plastic, with special lip seal, packed in a plastic bag

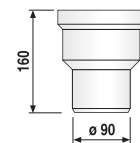
Test mark: tested to DIN 1389



Colour	Code No.	P1	P2	P3	Recmd. price/€
alpine white	58.201.01..0000	1	26	312	

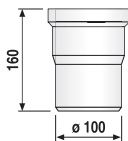
WC connector 160 mm, DN 90

In ABS plastic, with special lip seal, packed in a plastic bag



Colour	Code No.	P1	P2	P3	Recmd. price/€
alpine white	58.A02.01..0099	1	24	288	

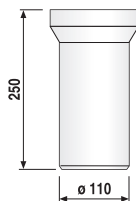
WC connectors 1.3.



WC connector 160 mm, d: 100

In ABS plastic, with special lip seal, packed in a plastic bag

Colour	Code No.	P1	P2	P3	Recmd. price/€
alpine white	58.A04.01..0099	1	20	280	



WC connector 250 mm, DN 100

In PP plastic, with special lip seal, packed in a plastic bag

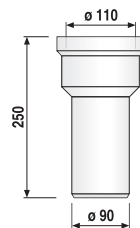
Test mark: tested to DIN 1389

Colour	Code No.	P1	P2	P3	Recmd. price/€
alpine white	58.202.01..0000	1	16	192	

WC connector 250 mm, DN 90

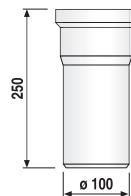
In ABS plastic, with special lip seal, packed in a plastic bag

Colour	Code No.	P1	P2	P3	Recmd. price/€
alpine white	58.A03.01..0099	1	10	150	

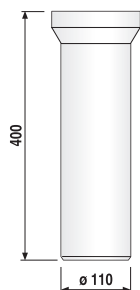
**WC connector 250 mm, d: 100**

In ABS plastic, with special lip seal, packed in a plastic bag

Colour	Code No.	P1	P2	P3	Recmd. price/€
alpine white	58.A05.01..0099	1	10	180	



WC connectors 1.3.

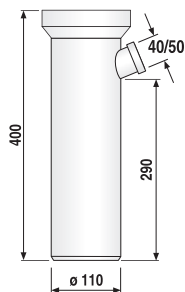


WC connector 400 mm, DN 100

In PP plastic, with special lip seal, packed in a plastic bag

Test mark: tested to DIN 1389

Colour	Code No.	P1	P2	P3	Recmd. price/€
alpine white	58.203.01..0000	1	10	120	
bahama beige	58.203.04..0000	1	10	120	
manhattan	58.203.66..0000	1	10	120	
pergamon	58.203.86..0000	1	10	120	



WC connector 400 mm, DN 100

In PP plastic, with special lip seal and side inlet DN 40/50, packed in a plastic bag

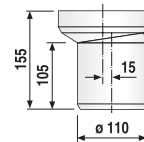
Test mark: tested to DIN 1389

Colour	Code No.	P1	P2	P3	Recmd. price/€
alpine white	58.A08.01..0099	1	15	90	

Offset WC connector DN 100

In PP plastic, l = 155 mm, to compensate for dimensional variations of up to 15 mm in WC drain connections, with special lip seal, packed in a plastic bag

Test mark: tested to DIN 1389



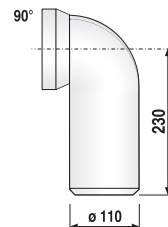
Colour	Code No.	P1	P2	P3	Recmd. price/€
alpine white	58.206.01..0000	1	26	312	
bahama beige	58.206.04..0099*	1	26	312	
manhattan	58.206.66..0099*	1	26	312	
pergamon	58.206.86..0099*	1	26	312	

*DISCONTINUED MODEL – delivery while stocks last

WC connecting bend 90°, DN 100

In PP plastic, with special lip seal, packed in a plastic bag

Test mark: tested to DIN 1389



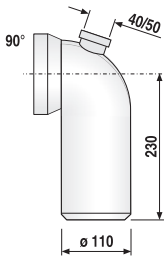
Colour	Code No.	P1	P2	P3	Recmd. price/€
alpine white	58.103.01..0000	1	14	168	
bahama beige	58.103.04..0000	1	14	168	
manhattan	58.103.66..0000	1	14	168	
pergamon	58.103.86..0000	1	14	168	

WC connectors 1.3.




WC connecting bend 90°, DN 100

In PP plastic, with special lip seal and additional inlet DN 40/DN 50, packed in a plastic bag



Colour	Code No.	P1	P2	P3	Recmd. price/€
alpine white	58.110.01..0000	1	20	120	

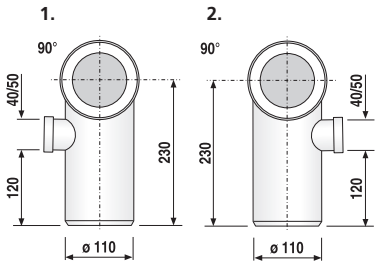


WC connecting bend 90°, DN 100

In PP plastic, with special lip seal and additional inlet DN 40/DN 50, packed in a plastic bag

- 1. Inlet on the left side, DN 40/DN 50
- 2. Inlet on the right side, DN 40/DN 50

Direction of view to the WC!

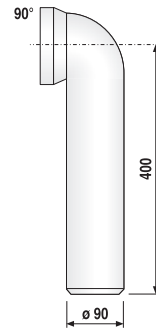


Colour	Code No.	P1	P2	P3	Recmd. price/€
1. alpine white	58.105.01..0000	1	20	240	
2. alpine white	58.104.01..0000	1	20	240	

WC connecting bend 90°, DN 90

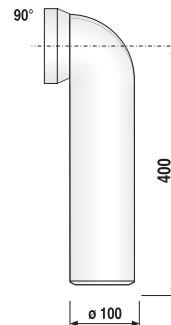
In PS plastic, with special lip seal, packed in a plastic bag

Colour	Code No.	P1	P2	P3	Recmd. price/€
alpine white	58.A00.01..0099	1	20	120	

**WC connecting bend 90°, d: 100**

In PS plastic, with special lip seal, packed in a plastic bag

Colour	Code No.	P1	P2	P3	Recmd. price/€
alpine white	58.A01.01..0099	1	20	120	



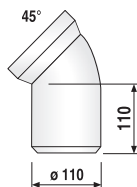
WC connectors 1.3.



WC connecting bend 45°, DN 100

In PP plastic, with special lip seal, packed in a plastic bag

Test mark: tested to DIN 1389



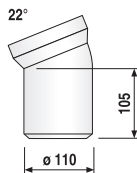
Colour	Code No.	P1	P2	P3	Recmd. price/€
alpine white	58.102.01..0000	1	18	216	
bahama beige	58.102.04..0099	1	18	216	
manhattan	58.102.66..0099	1	18	216	
pergamon	58.102.86..0099	1	18	216	



WC connecting bend 22°, DN 100

In PP plastic, with special lip seal, packed in a plastic bag

Test mark: tested to DIN 1389



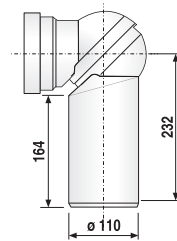
Colour	Code No.	P1	P2	P3	Recmd. price/€
alpine white	58.101.01..0000	1	20	240	
bahama beige	58.101.04..0099	1	20	240	
manhattan	58.101.66..0099	1	20	240	
pergamon	58.101.86..0099	1	20	240	

WC universal connector 0-90°, DN 100

In PP plastic, with special lip seal, packed in a plastic bag



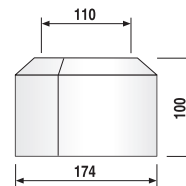
Colour	Code No.	P1	P2	P3	Recmd. price/€
alpine white	58.107.01..0000	1	12	144	

**WC covering rosette two-piece, DN 100**

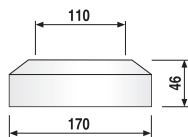
In PS plastic, h = 100 mm, for 90° and horizontal connection, packed in a plastic bag



Colour	Code No.	P1	P2	P3	Recmd. price/€
alpine white	58.302.01..0000	1	40	480	
bahama beige	58.302.04..0000	1	40	480	
manhattan	58.302.66..0000	1	40	480	
pergamon	58.302.86..0000	1	40	480	



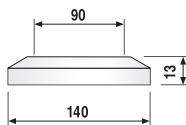
WC connectors 1.3.



WC flat rosette DN 100

In PP plastic, h = 46 mm, for 90° and horizontal connection, packed in a plastic bag

Colour	Code No.	P1	P2	P3	Recmd. price/€
alpine white	58.301.01..0000	1	50	600	



WC flat rosette DN 90

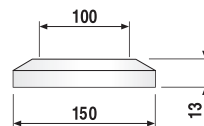
In PVC plastic, h = 13 mm, for 90° and horizontal connection, packed in a plastic bag

Colour	Code No.	P1	P2	P3	Recmd. price/€
alpine white	58.A06.01..0099	1	80	480	

WC flat rosette, d: 100

In PVC plastic, h = 13 mm, for 90° and horizontal connection, packed in a plastic bag


Colour	Code No.	P1	P2	P3	Recmd. price/€
alpine white	58.A07.01..0099	1	20	1400	

**Lip seal**

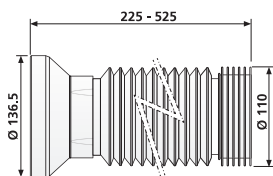
Special lip seal, white, for DN 90 and DN 100 bends and connectors, packed in a plastic bag



	Code No.	P1	P2	P3	Recmd. price/€
	02.224.01..0000	1	120	1920	



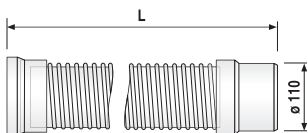
WC connectors 1.3.



WC connecting hose DN 100, flexible

Plastic white, extensible, plug-in, for offset WC connection, packed in a plastic bag

Size	Code No.	P1	P2	P3	Recmd. price/€
225-525	58.115.00..0000	1	18	432	



WC connection pipe DN 100, flexible

Plastic white, plug-in or for gluing, for offset WC connection, packed in a plastic bag

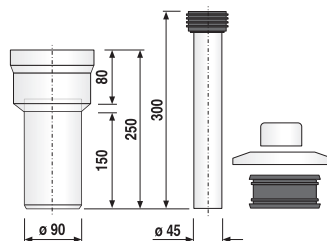
Test mark: tested to DIN 1389

Size L	Code No.	P1	P2	P3	Recmd. price/€
430	58.109.00..0000	1	15	180	
580	58.108.00..0000	1	10	120	

Universal WC connection set, for children floor-standing WCs, white, DN 90

For floor-standing WCs with concealed cisterns, particularly suitable for connection of children WCs including **Keramag Baby WC 211650**, consisting of: WC connector DN 90x250 mm long, with flat rosette DN 90, WC connection pipe d: 45 mm x 300 mm long, flush pipe connector and covering rosette, CV connecting band d: 70 mm, for WC outlet connector < d: 100 mm, packed in a plastic bag

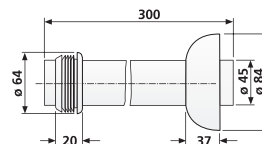
Colour	Code No.	P1	P2	P3	Recmd. price/€
alpine white	58.948.00..0099	1	20	120	



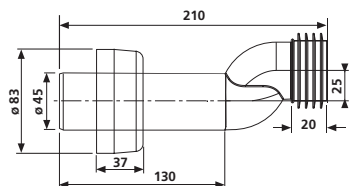
Connection set for concealed cisterns with floor-standing WCs

Consisting of: white flush pipe d: 45x300 mm, flush pipe connector and white covering rosette, internal diameter 45 mm, for connecting inlet of floor-standing WC with concealed cistern, packed in a plastic bag

Size	Code No.	P1	P2	P3	Recmd. price/€
d: 45 x 300	58.995.01..0000	1	30	960	



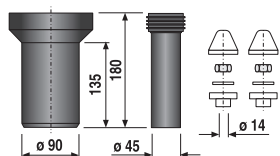
WC connectors 1.3.



Offset connection set for concealed cisterns with floor-standing WCs

Consisting of: flush pipe white d: 45 x 210 mm, offset by 25 mm, with flush pipe connector and covering rosette, packed in a plastic bag

Colour	Code No.	P1	P2	P3	Recmd. price/€
alpine white	58.996.01..0000	1	30	960	



WC connection kit 180 mm, DN 90, complete

In PP plastic, for wall-hung WCs, consisting of: WC connection pipe d: 45 mm with flush pipe connector, WC connector DN 90 and white cover-up accessories, packed in a plastic bag

Test mark: tested to DIN 1389

Size L	Code No.	P1	P2	P3	Recmd. price/€
180	58.933.00..0000	1	48	288	

WC connection kit 160 mm, DN 100, complete

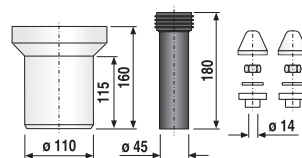
In PP plastic, for wall-hung WCs, consisting of: WC connection pipe d: 45 mm with flush pipe connector, WC connector DN 100 and cover-up accessories, packed in a plastic bag

Test mark: tested to DIN 1389

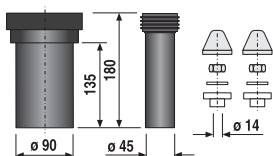
1. chrome cover-up accessories
2. white cover-up accessories



Version	Code No.	P1	P2	P3	Recmd. price/€
1. chrome	58.921.00..0099	1	10	210	
2. white	58.921.00..0000	1	10	210	



WC connectors 1.3.



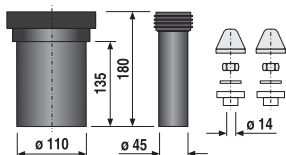
WC connection kit 180 mm, DN 90, complete

In PE plastic, weldable, for wall-hung WCs, consisting of: WC connection pipe d: 45 mm with flush pipe connector, WC connector DN 90 and cover-up accessories, packed in a plastic bag

Test mark: tested to DIN 1389

1. chrome cover-up accessories
2. white cover-up accessories

Version	Code No.	P1	P2	P3	Recmd. price/€
1. chrome	58.931.00..0099	1	48	288	
2. white	58.931.00..0000	1	48	288	



WC connection kit 180 mm, DN 100

In PE plastic, weldable, for wall-hung WCs, consisting of: WC connection pipe d: 45 mm with flush pipe connector, WC connector DN 100 and cover-up accessories, packed in a plastic bag

Test mark: tested to DIN 1389

1. chrome cover-up accessories
2. white cover-up accessories

Version	Code No.	P1	P2	P3	Recmd. price/€
1. chrome	58.A09.00..0099	1	35	210	
2. white	58.A09.00..S099	1	35	210	

WC connection kit 300 mm, DN 90

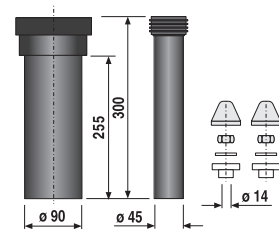
In PE plastic, weldable, for wall-hung WCs, consisting of: WC connection pipe d: 45 mm with flush pipe connector, WC connector DN 90 and cover-up accessories, packed in a plastic bag

Test mark: tested to DIN 1389

1. chrome cover-up accessories
2. white cover-up accessories



Version	Code No.	P1	P2	P3	Recmd. price/€
1. chrome	58.932.00..0099	1	30	180	
2. white	58.932.00..0000	1	30	180	

**WC connection kit 300 mm, DN 100**

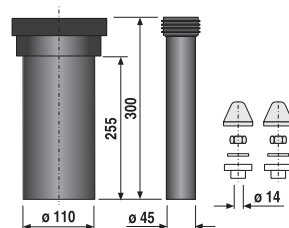
In PE plastic, weldable, for wall-hung WCs, consisting of: WC connection pipe d: 45 mm with flush pipe connector, WC connector DN 90 and cover-up accessories, packed in a plastic bag

Test mark: tested to DIN 1389

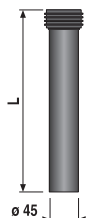
1. chrome cover-up accessories
2. white cover-up accessories



Version	Code No.	P1	P2	P3	Recmd. price/€
1. chrome	58.A10.00..0099	1	24	144	
2. white	58.A10.00..S099	1	24	144	



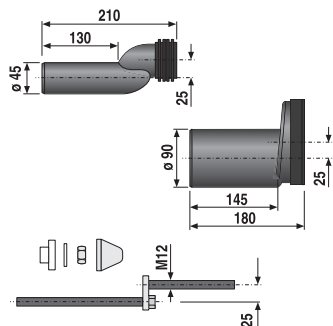
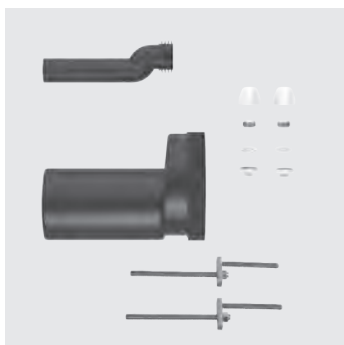
WC connectors 1.3.



WC connection pipe with flush pipe connector

In black PE plastic, connection pipe d: 45 mm for wall-hung WCs with inlet connector internal diameter of 55 mm, packed in a plastic bag

Size L	Code No.	P1	P2	P3	Recmd. price/€
180 mm	58.992.00..0000	1	70	2240	
250 mm	58.993.00..0000	1	50	1600	
300 mm	58.994.00..0000	1	35	1120	
400 mm	58.997.00..0000	1	35	1120	



Offset WC connection kit DN 90

For wall-hung WCs with concealed cistern, offset by 25 mm, consisting of: connection pipe d: 45 mm with flush pipe connector, DN 90 WC connector, WC fastenings M 12, white cover-up accessories, packed in a box (Special model with no guarantee)

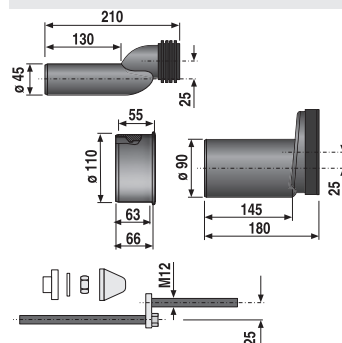
Material	Code No.	P1	P2	P3	Recmd. price/€
PE, weldable	58.949.00..0099	1	12	144	
PP	58.925.00..0000	1	5	65	

WC offset connection kit DN 100

For wall-hung WCs with concealed cistern, offset by 25 mm, consisting of: connection pipe d: 45 mm with flush pipe connector, WC connector DN 90, DN 90 to DN 100 reducing sleeve, M12 WC fastenings, white cover-up accessories, packed in a box

(Special model with no guarantee)

Material	Code No.	P1	P2	P3	Recmd. price/€
PE, weldable	58.950.00..0099	1	12	144	
PP	58.926.00..0000	1	5	65	

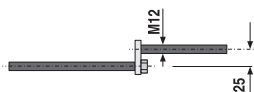
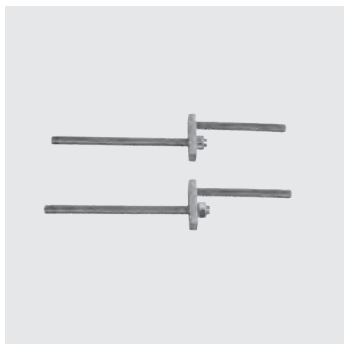
**Seal**

Suitable for PE connection kits DN 90 and DN 100



	Code No.	P1	P2	P3	Recmd. price/€
	02.961.00..0099	1	80	1280	

WC connectors 1.3.



WC fastenings M12

For offset connection

	Code No.	P1	P2	P3	Recmd. price/€
	03.584.00..0099	1	10	2250	

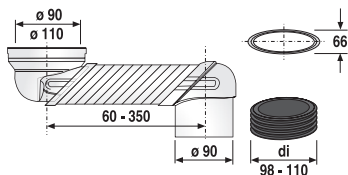


Offset WC bend

For offsetting the drain within the floor structure to behind the pre-wall, offset of minimum 60 mm to maximum 350 mm, markings on the pipe ensure that it is cut to length accurately, with lip seal suitable for DN 90 and DN 100 WC connections, drain connector suitable for DN 90 sleeves, with enclosed laminated seal for waste-water pipes, internal diameter 98 to 110 mm, packed in a box

Note: minimum flushing capacity of 6 litres required!

Test mark: DIN 1389, DIN EN 997, 5.2.6, DIN EN 476, 5.5



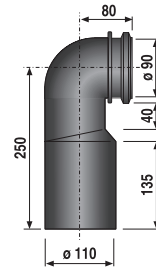
	Code No.	P1	P2	P3	Recmd. price/€
	58.111.00..0000	1	84		

WC connecting bend 90°, DN 90/DN 100

In black PP plastic, plug-in, with protection plugs, packed in a plastic bag



Size	Code No.	P1	P2	P3	Recmd. price/€
DN 90/DN 100	58.907.00..0000	1	30	360	

**WC connecting bend 90°, DN 90/DN 100**

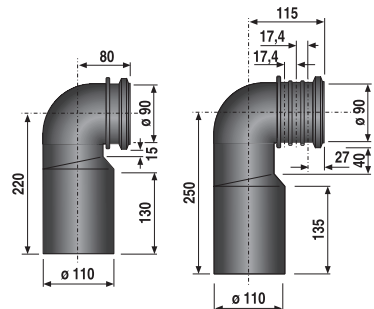
In black PE plastic, for welding to PE pipe or insertion into another waste pipe, with protection plugs, packed in a plastic bag

Test mark: tested to DIN 1389

1. 1 space
2. 3 spaces adjustable



Version	Code No.	P1	P2	P3	Recmd. price/€
1.	58.901.00..0000	1	30	180	
2.	58.906.00..0000	1	30	180	



WC connectors 1.3.

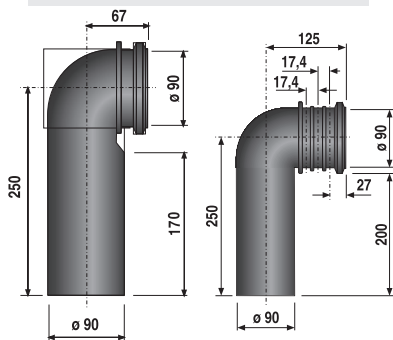


WC connecting bend 90°, DN 90

In black PE plastic, for welding to PE pipe or inserting into another waste pipe, with protection plugs, packed in a plastic bag

Test mark: tested to DIN 1389

1. 1 space
2. 3 spaces adjustable



Version	Code No.	P1	P2	P3	Recmd. price/€
1.	58.904.00..0000	1	30	180	
2.	58.908.00..0000	1	25	150	

Accessories:

- reducing sleeve DN 90/DN 100 Code No. 58.211.00..0000 see page 349

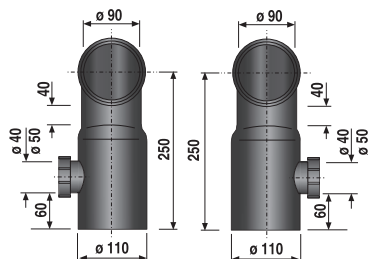


WC connecting bend 90°, DN 90/DN 100

In black PE plastic, for welding to PE pipe or inserting into another waste pipe, with protection plugs, packed in a plastic bag

1. With side inlet left, DN 40/DN 50
2. With side inlet right, DN 40/DN 50

Direction of view to the WC!



Version	Code No.	P1	P2	P3	Recmd. price/€
1.	58.903.00..0000	1	20	240	
2.	58.902.00..0000	1	20	240	

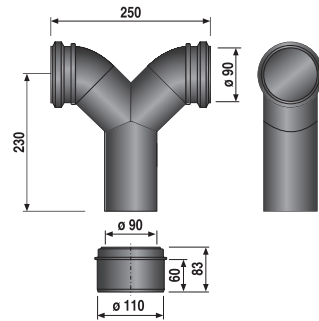

Wall-hung WC double bend 90°, DN 90/90/90, straight

In black PE plastic, with seals and protection plugs, for vertical mounting, for welding to PE pipe or inserting into another waste pipe

Size	Code No.	P1	P2	P3	Recmd. price/€
DN 90/90/90	58.814.00..0000	1	84		

Accessories:

- reducing sleeve DN 90/DN 100 Code No. 58.211.00..0000 see page 349

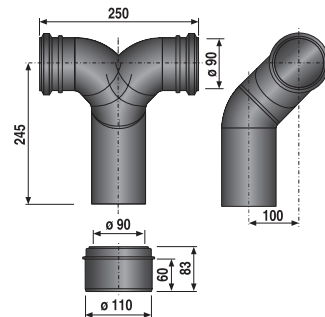
**Wall-hung WC double bend 90°, DN 90/90/90, offset**

In black PE plastic, with seals and protection plugs, for horizontal mounting, for welding to PE pipe or inserting into another waste pipe

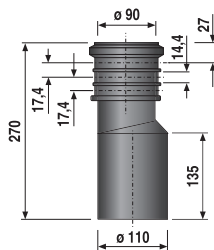
Size	Code No.	P1	P2	P3	Recmd. price/€
DN 90/90/90	58.815.00..0000	1	84		

Accessories:

- reducing sleeve DN 90/DN 100 Code No. 58.211.00..0000 see page 349



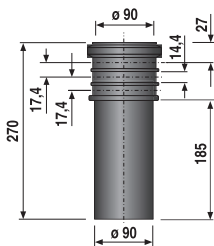
WC connectors 1.3.



WC connector, DN 90/DN 100

In black PE plastic, 3 spaces adjustable, for welding to PE pipe or inserting into another waste pipe, with protection plugs, packed in a plastic bag

Size	Code No.	P1	P2	P3	Recmd. price/€
DN 90/DN 100	58.911.00..0000	1	24	144	



WC connector DN 90

In black PE plastic, 3 spaces adjustable, for welding to PE pipe or inserting into another waste pipe, with protection plugs, packed in a plastic bag

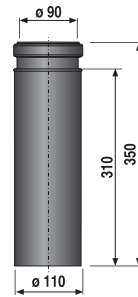
Size	Code No.	P1	P2	P3	Recmd. price/€
DN 90	58.913.00..0000	1	24	144	

WC connector DN 90/DN 100

In black PE plastic, for welding to PE pipe or inserting into another waste pipe, with protection plugs, packed in a plastic bag



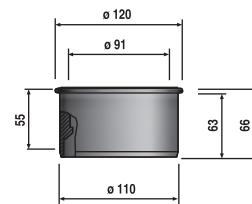
Size	Code No.	P1	P2	P3	Recmd. price/€
DN 90/DN 100	58.913.00..S000	1	21	126	

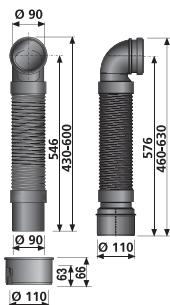
**Reducing sleeve DN90/DN 100**

In black PE plastic, weldable, for the transition between DN 90 pipe and DN 100 pipe in the area of WC drain pipes, packed in a plastic bag



Size	Code No.	P1	P2	P3	Recmd. price/€
DN 90/DN 100	58.211.00..0000	1	50	600	



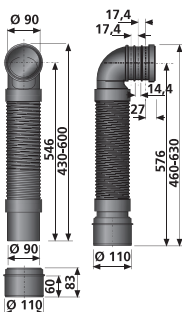


WC connection pipe DN 90/DN 100, flexible

In black PE plastic, weldable, DN 90 connecting bend with flexible section and completely smooth inside surface, $l = 460-630$ mm, completely kink-proof design even at a 90° angle, with DN 90/DN 100 adapter, can be fitted to waste pipe clips on concealed cisterns with a minimum diameter of 97 mm, slot width of 16 mm for mounting, for difficult concealed cistern installations and if the WC outlet is offset in the wall or floor, packed in a plastic bag

Test mark: tested to DIN 1389 and DIN EN 476, 5.5

Size	Code No.	P1	P2	P3	Recmd. price/€
DN 90/DN 100	58.938.00..0000	1	4	60	



WC connection pipe DN 90/DN 100, flexible, 3 spaces adjustable

In black PE plastic, weldable, DN 90 connecting bend with flexible section and completely smooth inside surface, $l = 460-630$ mm, completely kink-proof design even at a 90° angle, with DN 90/DN 100 adapter, can be fitted to waste pipe clips on concealed cisterns with a minimum diameter of 97 mm, slot width of 16 mm for mounting, for difficult concealed cistern installations and if the WC outlet is offset in the wall or floor, packed in a plastic bag


Test mark: tested to DIN 1389 and DIN EN 476, 5.5

Size	Code No.	P1	P2	P3	Recmd. price/€
DN 90/DN 100	58.939.00..0000	1	4	60	

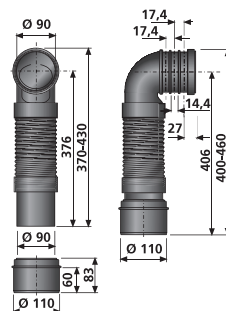
WC connection pipe DN 90/DN 100, flexible, short, 3 spaces adjustable

In black PE plastic, weldable, for difficult concealed cistern installations and if the WC outlet is offset in the wall or floor, with DN 90/DN 100 adapter, l = 400-460 mm, packed in a plastic bag

Test mark: tested to DIN 1389 and DIN EN 476, 5.5



Size	Code No.	P1	P2	P3	Recmd. price/€
DN 90/DN 100	58.942.00..0000	1	4	60	



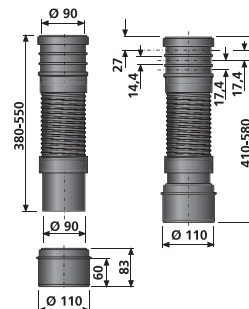
WC connection pipe DN 90/DN 100, flexible, straight, 3 spaces adjustable

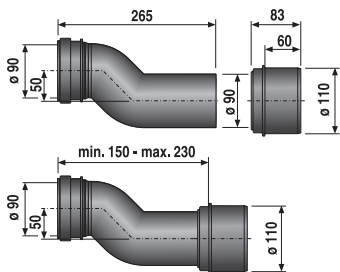
In black PE plastic, weldable, for difficult concealed cistern installations and for corner solutions and shaft connections, with DN 90/DN 100 adapter, l = 410-580 mm, packed in a plastic bag

Test mark: tested to DIN 1389 and DIN EN 476, 5.5



Size	Code No.	P1	P2	P3	Recmd. price/€
DN 90/DN 100	58.941.00..0000	1	4	60	



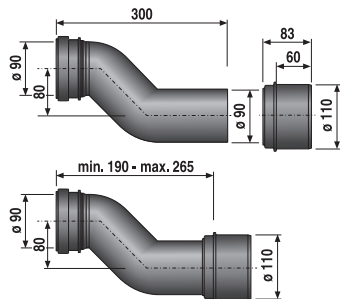


WC offset connecting bend DN 90/DN 100, offset by 50 mm

In black PE plastic, weldable, for converting floor-standing WCs with a horizontal wall connection to wall-hung WCs, with no modification of existing outlet, with DN 90/DN 100 adapter, can be fitted to waste pipe clips on concealed cisterns with a minimum diameter of 97 mm, slot width of 16 mm for mounting, packed in a box

Test mark: tested to DIN 1389 and DIN EN 476, 5.5

Size	Code No.	P1	P2	P3	Recmd. price/€
DN 90/DN 100	58.936.00..0000	1	5	75	



WC offset connecting bend DN 90/DN 100, offset by 80 mm

In black PE plastic, weldable, for converting floor-standing WCs with a horizontal wall connection to wall-hung WCs, with no modification of existing outlet (increasing the sitting height by 30 mm to that of wall-hung WCs), with DN 90 to DN 100 adapter, can be fitted to waste pipe clips on concealed cisterns with a minimum diameter of 97 mm, slot width of 16 mm for mounting, packed in a box

Test mark: tested to DIN 1389 and DIN EN 476, 5.5

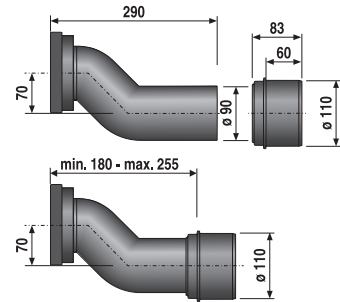
Size	Code No.	P1	P2	P3	Recmd. price/€
DN 90/DN 100	58.937.00..0000	1	84		

WC offset connecting bend DN 90/DN 100, offset by 70 mm

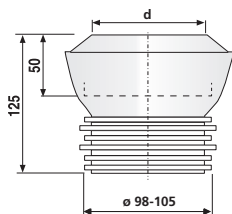
In black PE plastic, weldable, for direct connection to wall-hung WCs, e.g. suitable for 8 cm concealed cisterns or as a special solution for elements with a small installation depth, with DN 90/DN 100 adapter, packed in a box

Test mark: tested to DIN 1389 and DIN EN 476, 5.5

Size	Code No.	P1	P2	P3	Recmd. price/€
DN 90/DN 100	58.940.00..0000	1	5	75	



WC connectors 1.3.



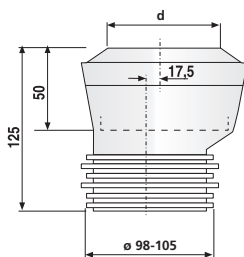
1. WC collar, DN 100 (inlet, outlet)

In white PE plastic, for pipes without a sleeve, for floor-standing WCs with vertical outlet, packed in a plastic bag

2. WC collar, DN 100 (inlet, outlet)

In white PE plastic, for pipes without a sleeve, for floor-standing WCs with vertical outlet, packed in a plastic bag

Size d	Code No.	P1	P2	P3	Recmd. price/€
1. d = 97-108	58.207.00..0000	1	12	252	
2. d = 108-114	58.209.00..0000	1	12	252	



WC collar, DN 100 (inlet, outlet)

In white PE plastic , with offset option for pipes without a sleeve, for floor-standing WCs with vertical outlet, packed in a plastic bag

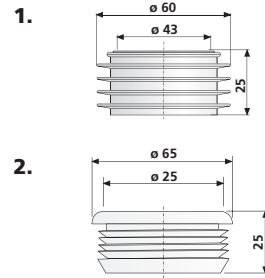
Size d	Code No.	P1	P2	P3	Recmd. price/€
d = 108-114	58.210.00..0000	1	12	252	

Flush pipe connector

For internal WC connection

1. For low-level cisterns, flush pipe d: 44 mm
2. For high-level cisterns, flush pipe d: 32 mm

Size	Code No.	P1	P2	P3	Recmd. price/€
1. d = 43 h = 25	02.056.00..0000	1	350	7000	
2. d = 25 h = 25	02.057.00..0000	1	35	4200	

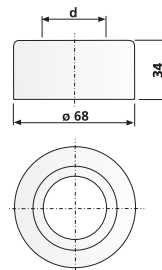
**Unitas collar**

For external WC connection

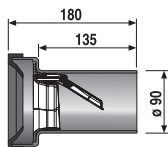
1. For low-level cisterns, flush pipe d: 44 mm
2. For high-level cisterns, flush pipe d: 32 mm



Size	Code No.	P1	P2	P3	Recmd. price/€
1. d = 36	02.070.00..0000	1	170	3400	
2. d = 28	02.108.00..0000	1	170	3400	



WC connectors 1.3.

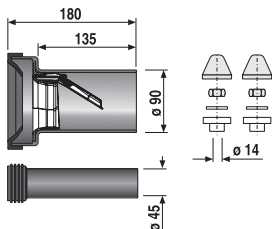


WC connector DN 90, with rat blocker

In black PE plastic, weldable, $l = 180$ mm, with built-in mechanical rat blocker, rear side of valve clad with bite-resistant stainless steel, prevents the invasion of foreign objects to the WC, for wall-hung WCs with concealed cistern, packed in a box

Test mark: tested to DIN 1389, DIN EN 997, 5.2.6 and DIN EN 476, 5.5

Size	Code No.	P1	P2	P3	Recmd. price/€
DN 90	58.928.00..0000	1	30	180	



WC connection set DN 90, with rat blocker

In black PE plastic, weldable, $l = 180$ mm, DN 90 drain connector with built-in mechanical rat blocker, rear side of valve clad with bite-resistant stainless steel, prevents the invasion of foreign objects to the WC, inlet pipe with $d: 45$ mm with flush pipe connector, M 12 fastening set, chrome-plated cover-up accessories, for wall-hung WCs with concealed cistern, packed in a box

Test mark: tested to DIN 1389, DIN EN 997, 5.2.6 and DIN EN 476, 5.5

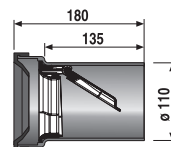
Size	Code No.	P1	P2	P3	Recmd. price/€
DN 90	58.934.00..0099	1	30	180	

WC connector DN 100, with rat blocker

In black PE plastic, weldable, l = 180 mm, with in-built mechanical rat blocker, rear side of valve clad with bite-resistant stainless steel, prevents the invasion of foreign objects to the WC, for wall-hung WCs with concealed cistern, packed in a box

Test mark: tested to DIN 1389, DIN EN 997, 5.2.6 and DIN EN 476, 5.5

Size	Code No.	P1	P2	P3	Recmd. price/€
DN 100	58.929.00..0000	1	30	180	

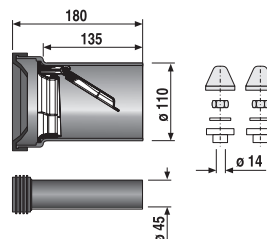
**WC connection set DN 100, with rat blocker**

In black PE plastic, weldable, l = 180 mm, DN 100 drain connector with built-in mechanical rat blocker, rear side of valve clad with bite-resistant stainless steel, prevents the invasion of foreign objects to the WC, inlet pipe with d: 45 mm with flush pipe connector, M 12 fastening set, chrome-plated cover-up accessories, for wall-hung WCs with concealed cistern, packed in a box


Test mark: tested to DIN 1389, DIN EN 997, 5.2.6 and DIN EN 476, 5.5



Size	Code No.	P1	P2	P3	Recmd. price/€
DN 100	58.935.00..0099	1	30	180	



WC connectors 1.3.

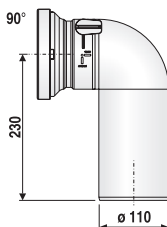


WC connector DN 100 with lockable rat blocker

In white PP plastic, for floor-standing WCs, with built-in mechanical rat blocker, rear side of valve clad with bite-resistant stainless steel, prevents the invasion of foreign objects to the WC, additional manual operation for cleaning by hand possible, packed in a box

Test mark: tested to DIN 1389, DIN EN 997, 5.2.6 and DIN EN 476, 5.5

Colour	Code No.	P1	P2	P3	Recmd. price/€
alpine white	58.213.01..0000	1	15	90	



WC connecting bend 90°, DN 100, with lockable rat blocker

In white PP plastic, for floor-standing WCs, with built-in mechanical rat blocker, rear side of valve clad with bite-resistant stainless steel, prevents the invasion of foreign objects to the WC, additional manual operation for cleaning by hand possible, packed in a box

Test mark: tested to DIN 1389, DIN EN 997, 5.2.6 and DIN EN 476, 5.5

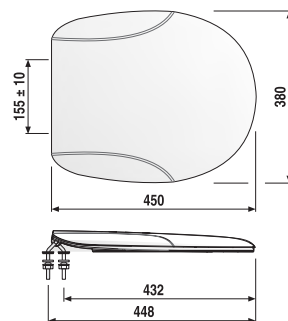
Colour	Code No.	P1	P2	P3	Recmd. price/€
alpine white	58.114.01..0000	1	8	48	

WC seat 1200 (sanline)

Thermoplastic compact WC seat, seat partly integrated in lid, non-breakable, warm to the touch, stainless steel hinges and quick-action mounting, 4-point support, suitable for all standard wall-mounted and floor-standing WCs, also for WCs with a D-shape bowl, packed in a box

Weight: 1.15 kg

Colour	Code No.	P1	P2	P3	Recmd. price/€
alpine white	56.051.01..0000	1	5	80	

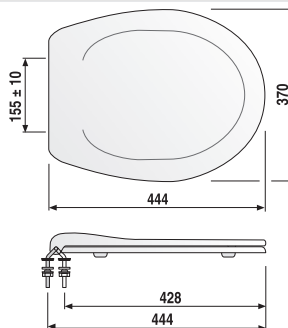
**WC seat perfect**

Thermoplastic heavy WC seat, 10-year guarantee against seat/lid breakage, warm to the touch, with adjustable stainless steel hinges and quick-action mounting, 4-point support, suitable for all standard wall-mounted and floor-standing WCs, stainless steel hinges, adjustable, packed in a box

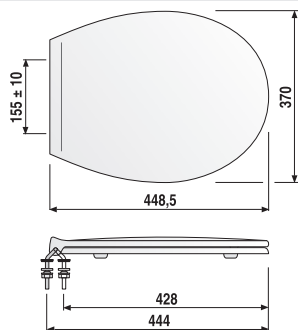
Weight: 1.46 kg

Test mark: tested to DIN 19516

Colour	Code No.	P1	P2	P3	Recmd. price/€
alpine white	56.A02.01..0099	1	5	80	



WC seats 1.4.



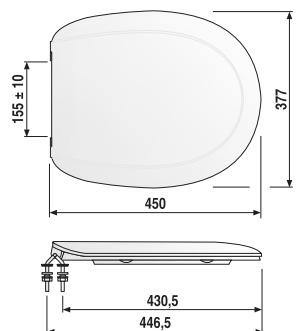
WC seat city

Thermoplastic heavy WC seat, 10-year guarantee against seat/lid breakage, warm to the touch, with adjustable stainless steel hinges and with quick-action mounting, 4-point support, easy cleaning due to completely smooth underside, suitable for all standard wall-mounted and floor-standing WCs, packed in a box

Weight: 1.52 kg

Test mark: tested to DIN 19516

Colour	Code No.	P1	P2	P3	Recmd. price/€
alpine white	56.A06.01..0099	1	5	80	
bahama beige	56.A06.04..0099	1	5	80	
manhattan	56.A06.66..0099	1	5	80	
pergamon	56.A06.86..0099	1	5	80	



WC seat 1800 (ecoline)

Thermoplastic heavy WC seat, 10-year guarantee against seat/lid breakage, warm to the touch, with adjustable stainless steel hinges and quick-action mounting, 4-point support, easy cleaning, suitable for all standard wall-mounted and floor-standing WCs, also for WCs with a D-shaped bowl, packed in a box

Weight: 1.70 kg

Test mark: tested to DIN 19516

Colour	Code No.	P1	P2	P3	Recmd. price/€
alpine white	56.052.01..0000	1	5	80	

WC seat 6000

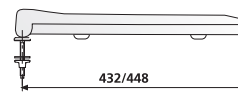
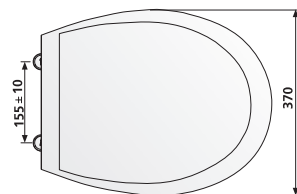
Thermoplastic heavy WC seat, 10-year guarantee against seat/lid breakage, warm to the touch, with adjustable stainless steel hinges and quick-action mounting, 4-point support, easy cleaning due to completely smooth underside, suitable for all standard wall-mounted and floor-standing WCs, packed in a box

Weight: 1.85 kg

Test mark: tested to DIN 19516

Colour	Code No.	P1	P2	P3	Recmd. price/€
alpine white	56.014.01..0000	1	5	80	
bahama beige	56.014.04..0000	1	5	80	
manhattan	56.014.66..0000	1	5	80	
pergamon	56.014.86..0000*	1	5	80	

*DISCONTINUED MODEL – delivery while stocks last

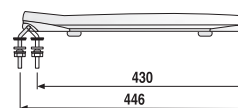
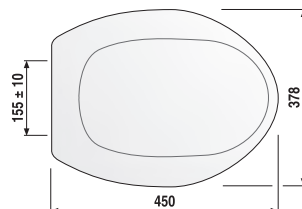
**WC seat maxime**

Thermoplastic heavy WC seat, 10-year guarantee against seat/lid breakage, warm to the touch, with adjustable stainless steel hinges and quick-action mounting, 4-point support, easy cleaning due to completely smooth underside, suitable for all standard wall-mounted and floor-standing WCs, packed in a box

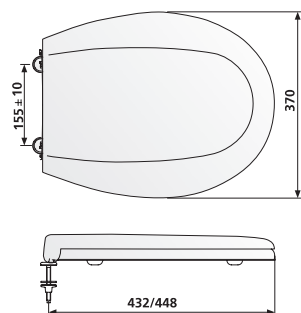
Weight: 1.86 kg

Test mark: tested to DIN 19516

Colour	Code No.	P1	P2	P3	Recmd. price/€
alpine white	56.A12.01..0099	1	5	80	



WC seats 1.4.



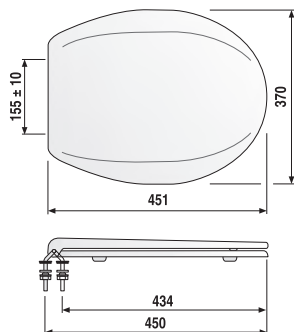
WC seat 7000

Thermoplastic compact WC seat, 10-year guarantee against seat/lid breakage, warm to the touch, with adjustable stainless steel hinges and quick-action mounting, 4-point support, easy cleaning due to smooth underside, suitable for all standard wall-mounted and floor-standing WCs, packed in a box

Weight: 1.90 kg

Test mark: tested to DIN 19516

Colour	Code No.	P1	P2	P3	Recmd. price/€
alpine white	56.019.01..0000	1	5	80	



WC seat 2000 (thermoplastic)

Thermoplastic compact WC seat, 10-year guarantee against seat/lid breakage, warm to the touch, 4-point support, adjustable stainless steel hinges and quick-action mounting, easy cleaning due to completely even underside, suitable for all standard wall-mounted and floor-standing WCs, packed in a box

Weight: 2.06 kg

Test mark: tested to DIN 19516

Colour	Code No.	P1	P2	P3	Recmd. price/€
alpine white	56.A15.01..0099	1	5	80	

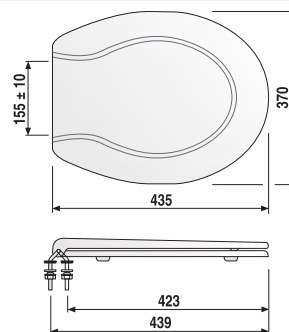
WC seat 1501 (streamline)

Thermosetting plastic WC seat, scratch-resistant surface, with 4-point support, suitable for all standard wall-mounted and floor-standing WCs, with adjustable stainless steel hinges and quick-action mounting, packed in a box

Weight: 1.60 kg

Test mark: tested to DIN 19516

Colour	Code No.	P1	P2	P3	Recmd. price/€
alpine white	56.036.01..0000	1	5	80	
bahama beige	56.036.04..0000	1	5	80	
manhattan	56.036.66..0000	1	5	80	
pergamon	56.036.86..0000	1	5	80	

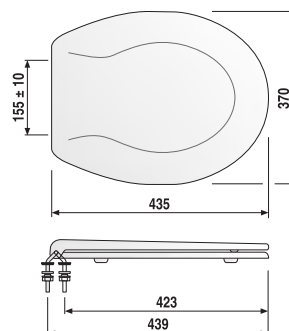
**WC seat 1502 (topline)**

Thermosetting plastic WC seat, scratch-resistant surface, with adjustable stainless steel hinges and quick-action mounting, 4-point support, suitable for all standard wall-mounted and floor-standing WCs, packed in a box

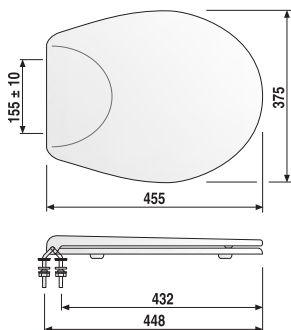
Weight: 1.60 kg

Test mark: tested to DIN 19516

Colour	Code No.	P1	P2	P3	Recmd. price/€
alpine white	56.037.01..0000	1	5	80	



WC seats 1.4.



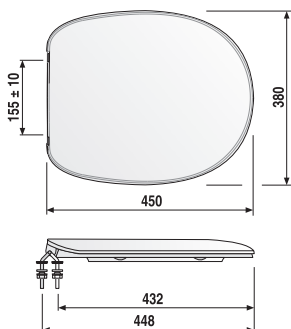
WC seat 1002 (salsa)

Thermosetting plastic WC seat, scratch-resistant surface, with adjustable stainless steel hinges and quick-action mounting, 4-point support, suitable for all standard wall-mounted and floor-standing WCs, packed in a box

Weight: 1.95 kg

Test mark: tested to DIN 19516

Colour	Code No.	P1	P2	P3	Recmd. price/€
alpine white	56.027.01..0000	1	5	80	



WC seat 1900 (samba)

Thermosetting plastic WC seat, seat partly integrated in lid, scratch-resistant surface, with adjustable stainless steel hinges and quick-action mounting, 4-point support, suitable for all standard wall-mounted and floor-standing WCs, packed in a box

Weight: 1.90 kg

Test mark: tested to DIN 195166

Colour	Code No.	P1	P2	P3	Recmd. price/€
alpine white	56.054.01..0000	1	5	80	
bahama beige	56.054.04..0000	1	5	80	

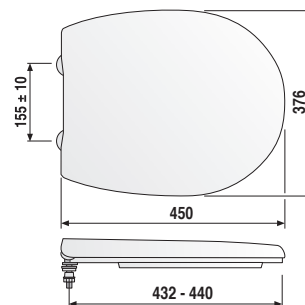
WC seat 3000 (highline)

Thermosetting plastic WC seat, seat integrated in lid, scratch-resistant surface, stainless steel hinges and quick-action mounting with adjustable, 2-point support, suitable for all standard wall-mounted and floor-standing WCs, also for WCs with a D-shaped bowl, packed in a box

Weight: 2.20 kg

Test mark: tested to DIN 19516

Colour	Code No.	P1	P2	P3	Recmd. price/€
alpine white	56.057.01..0000	1	5	80	

**WC seat 3000 D (highline D)**

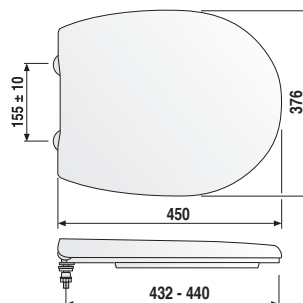
Thermosetting plastic WC seat with soft close mechanism, seat integrated in lid, scratch-resistant surface, 2-point support, with bolted stainless steel soft close hinges, seat removable without dismantling hinges, 2-point support, suitable for all standard wall-mounted and floor-standing WCs, also for WCs with a D-shaped bowl, packed in a box

Weight: 2.20 kg

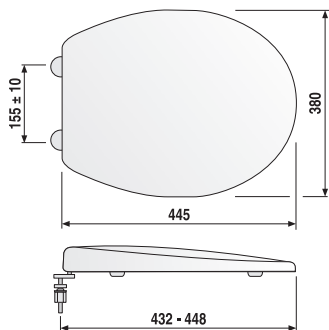
Test mark: tested to DIN 19516



Colour	Code No.	P1	P2	P3	Recmd. price/€
alpine white	56.750.01..0000	1	5	80	
bahama beige	56.750.04..0000	1	5	80	
manhattan	56.750.66..0000	1	5	80	
pergamon	56.750.86..0000	1	5	80	



WC seats 1.4.



WC seat 2100 D (trendline)

Thermosetting plastic WC seat with soft close mechanism, convex lid, seat integrated in lid, scratch-resistant surface, with stainless steel soft close hinges, seat removable without dismantling hinges, 4-point support, suitable for all standard wall-mounted and floor-standing WCs, packed in a box

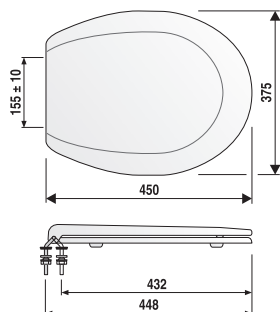
Weight: 2.10 kg

Test mark: tested to DIN 19516



Colour	Code No.	P1	P2	P3	Recmd. price/€
alpine white	56.744.01..0000	1	4	64	

DISCONTINUED MODEL – delivery while stocks last



WC seat 8000 (leanos)

Thermosetting plastic WC seat, scratch-resistant surface, stainless steel hinges and quick-action mounting adjustable, 4-point support, suitable for all standard wall-mounted and floor-standing WCs, packed in a box

Weight: 2.40 kg

Test mark: tested to DIN 19516

Colour	Code No.	P1	P2	P3	Recmd. price/€
alpine white	56.031.01..0000	1	5	80	

WC seat 4002 (abumed)

Thermoplastic heavy WC seat, designed for use by the elderly and suitable for use in elderly care homes and healthcare and hospital settings, 10-year guarantee against seat/lid breakage, warm to the touch, easy cleaning due to completely smooth underside, lateral stability provided by 2 adjustable buffers, suitable for all standard wall-mounted and floor-standing WCs, packed in a box

Weight: 1.90 kg

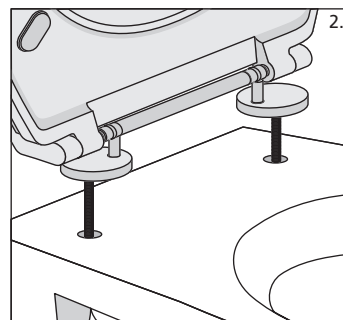
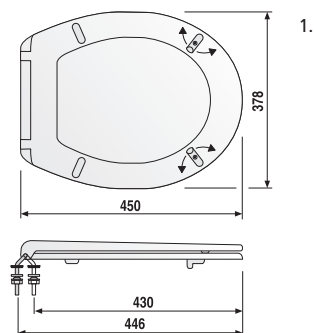
Test mark: tested to DIN 19516

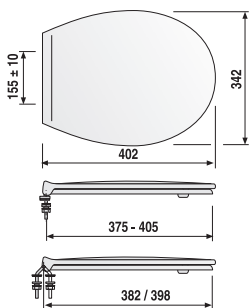
1. Adjustable stainless steel hinges, quick-action mounting and stainless steel security set, range includes signal colours for the visually-impaired
2. Stainless steel top fix hinges with support axle

Colour	Code No.	P1	P2	P3	Recmd. price/€
1. alpine white	56.038.01..0000	1	5	80	
ultramarine	56.038.72..0000	1	5		
RAL 5002					
red RAL 3003	56.038.84..S099	1	5		
2. alpine white	56.438.01..0000	1	6	96	

Accessories:

- socket wrench Code No. 04.130.00..0000 see page 393





Children's WC seat (minisit)

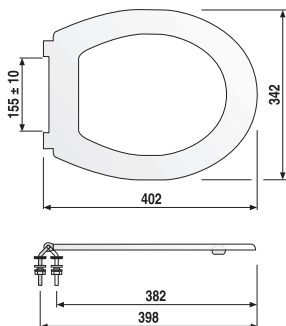
Thermoplastic heavy WC seat, especially suitable for nurseries and daycare centres, 10-year guarantee against seat/lid breakage, warm to the touch, stainless steel hinges adjustable and quick-action mounting, 2-point support, easy cleaning due to completely smooth underside, suitable for all standard children's WCs with holes for seat fastening as per online matching list, packed in a box

Weight: 1.35 kg

Note: push plates for nursery schools see page 85

Colour	Code No.	P1	P2	P3	Recmd. price/€
alpine white	56.048.01..0000	1	5	80	
ultramarine	56.048.72..0000	1	5	80	
RAL 5002					
red RAL 3003	56.048.84..0000	1	5	80	
yellow RAL 1023	56.048.G5..0000*	1	5	80	

*DISCONTINUED MODEL – delivery while stocks last



Children's WC seat (minisit) without lid

Thermoplastic heavy WC seat, especially suitable for nurseries and children's daycare centres, 10-year guarantee against seat breakage, warm to the touch, with adjustable stainless steel hinges and quick-action mounting, 2-point support, easy cleaning due to completely smooth underside, suitable for all standard children's WCs with holes for seat fastening as per online matching list, packed in a box

Weight: 0.68 kg

Note: push plates for nursery schools see page 85

Colour	Code No.	P1	P2	P3	Recmd. price/€
alpine white	56.049.01..0000	1	5	80	

WC seat 1+1 (comfort due)

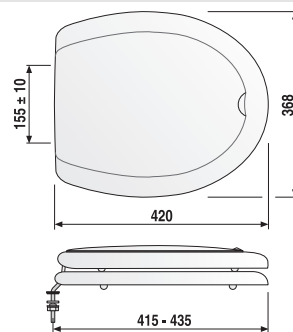
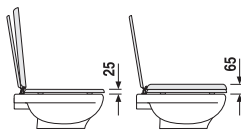
Thermosetting plastic WC seat, with special comfort seat for large and/or elderly users, a choice of normal or raised seat position, difference in height 40 mm, scratch-resistant surface with eccentric stainless steel hinges and quick-action mounting, 4-point support, suitable for all standard wall-mounted and floor-standing WCs, packed in a box

Weight: 2.60 kg

Test mark: tested to DIN 19516

Colour	Code No.	P1	P2	P3	Recmd. price/€
alpine white	56.138.01..0000	1	4	96	

DISCONTINUED MODEL – delivery while stocks last

**WC seat without lid (thermosetting plastic)**

Thermosetting plastic WC seat, scratch-resistant surface, stainless steel hinges adjustable, quick-action mounting and stainless steel security set, 2-point support, suitable for all standard wall-mounted and floor-standing WCs, packed in a box

Weight: 0.70 kg

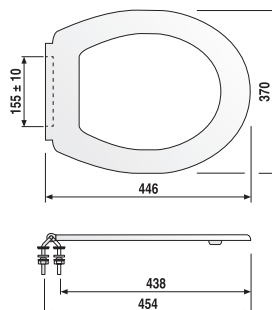
Test mark: tested to DIN 19516

Colour	Code No.	P1	P2	P3	Recmd. price/€
black	56.642.82..0000	1	5	80	

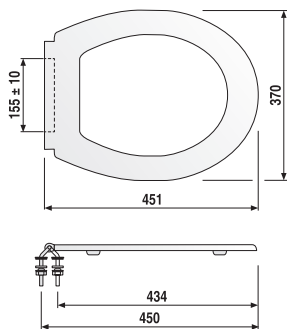
DISCONTINUED MODEL – delivery while stocks last

Accessories:

- socket wrench Code No. 04.130.00..0000 see page 393



WC seats 1.4.



WC seat without lid (thermoplastic)

Thermoplastic heavy WC seat, 10-year guarantee against seat breakage, warm to the touch, stainless steel hinges adjustable, quick-action mounting and stainless steel security set, 4-point support, easy cleaning due to completely smooth underside, suitable for all standard wall-mounted and floor-standing WCs, packed in a box

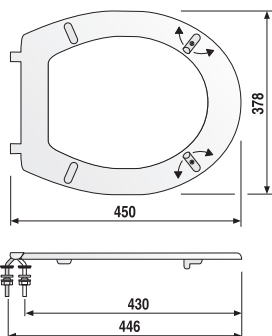
Weight: 0.70 kg

Test mark: tested to DIN 19516

Colour	Code No.	P1	P2	P3	Recmd. price/€
alpine white	56.022.01..0000	1	5	80	

Accessories:

- socket wrench Code No. 04.130.00..0000 see page 393



WC seat 4002 without lid (abumed pur)

Thermoplastic heavy WC seat, designed for use by the elderly and suitable for use in elderly care homes and healthcare and hospital settings, 10-year guarantee against seat breakage, warm to the touch, easy cleaning due to completely smooth underside, lateral stability provided by 2 adjustable buffers, suitable for all standard wall-mounted and floor-standing WCs, packed in a box

Weight: 0.70 kg

Test mark: tested to DIN 19516

1. Adjustable stainless steel hinges, quick-action mounting and security set in stainless steel
2. Stainless steel top fix hinges with support axle

Colour	Code No.	P1	P2	P3	Recmd. price/€
1. alpine white	56.039.01..S099	1	5	80	
2. alpine white	56.439.01..0000	1	6	96	

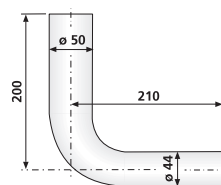
Accessories:

- socket wrench Code No. 04.130.00..0000 see page 393

Flush pipe bend d: 50 x 44 mm

PS, for gluing, with leg lengths (h) 200 x (l) 210 mm for low-level cisterns, packed in a plastic bag

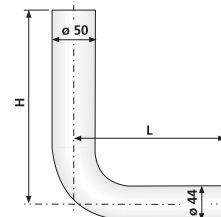
Colour	Code No.	P1	P2	P3	Recmd. price/€
alpine white	02.168.01..0000	1	100	1200	



Flush pipe bend d: 50 x 44 mm

For gluing, with different leg lengths for low-level cisterns, packed in a plastic bag

- (h) 230 x (l) 230 mm, PVC
- (h) 280 x (l) 210 mm, PS



Colour	Code No.	P1	P2	P3	Recmd. price/€
1. alpine white	02.171.01..0000	1	20	320	
2. alpine white	02.172.01..0000	1	100	600	

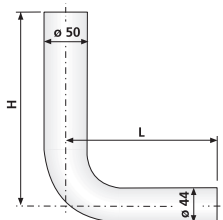
Special flush pipe bends 1.5.



Flush pipe bend d: 50 x 44 mm

For gluing, with different leg lengths for low-level cisterns, packed in a plastic bag

1. (h) 380 x (l) 210 mm, PVC
2. (h) 390 x (l) 350 mm, PS



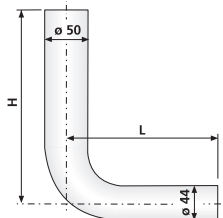
Colour	Code No.	P1	P2	P3	Recmd. price/€
1. alpine white	02.169.01..0000	1	75	450	
2. alpine white	02.173.01..0000	1	40	480	
bahama beige	02.173.04..0000	1	40	480	
manhattan	02.173.66..0000	1	40	480	



Flush pipe bend d: 50 x 44 mm

PVC, for gluing, with different leg lengths for low-level and mid-level cisterns or for the replacement of flush valves, packed in a plastic bag

1. (h) 590 x (l) 350 mm
2. (h) 550 x (l) 300 mm
3. (h) 650 x (l) 350 mm



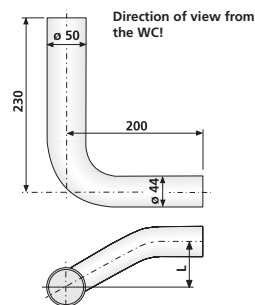
Colour	Code No.	P1	P2	P3	Recmd. price/€
1. alpine white	02.174.01..0000	1	50	300	
2. alpine white	02.175.01..0000	1	50	300	
3. alpine white	02.012.01..0000	1	40	240	

Flush pipe bend d: 50 x 44 mm

PVC, for gluing, for staggered mounting of low-level cisterns, packed in a plastic bag

1. Right-hand staggered, 40 mm
2. Right-hand staggered, 80 mm

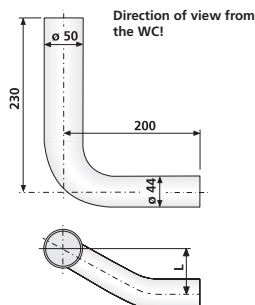
Colour	Code No.	P1	P2	P3	Recmd. price/€
1. alpine white	02.179.01..0000	1	100	600	
2. alpine white	02.180.01..0000	1	100	600	

**Flush pipe bend d: 50 x 44 mm**

PVC, for gluing, for staggered mounting of low-level cisterns, packed in a plastic bag

1. Left-hand staggered, 40 mm
2. Left-hand staggered, 80 mm

Colour	Code No.	P1	P2	P3	Recmd. price/€
1. alpine white	02.181.01..0000	1	100	600	
2. alpine white	02.182.01..0000	1	100	600	



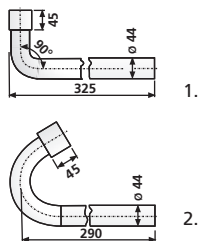
Special flush pipe bends 1.5.



Flush pipe bend d: 44 mm

PVC, for gluing, for low-level cisterns, packed in a plastic bag

1. 90° bend, with glue
2. 135° sickle bend, with glue

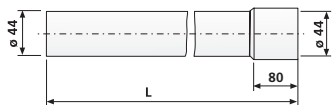


Colour	Code No.	P1	P2	P3	Recmd. price/€
1. alpine white	01.470.01..0000	1	100	600	
2. alpine white	01.477.01..0000	1	20	320	



Extension pipe d: 44 mm

For low-level cisterns, PS, 300 mm long, with glue, packed in a plastic bag



Colour	Code No.	P1	P2	P3	Recmd. price/€
alpine white	01.465.01..0000	1	40	840	

Special flush pipe bends 1.5.

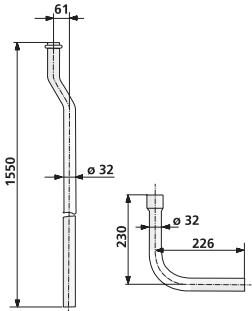

1. Flush pipe d: 32 mm

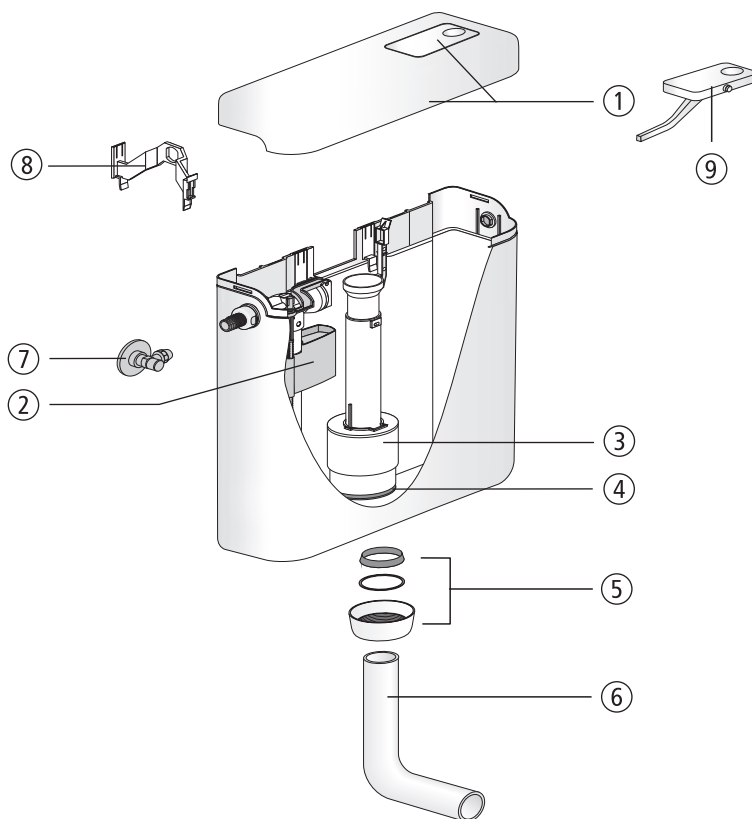
PVC, for gluing, flush pipe with flanged rim, with 90° pipe bend, for high-level cisterns

2. Flush pipe for junior jet high-level cistern

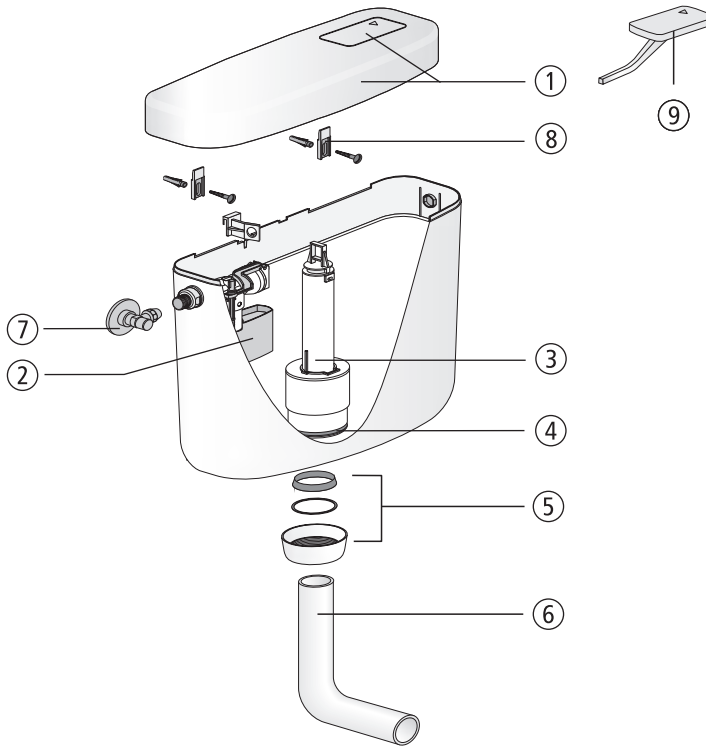
Flush pipe with bend

Colour	Code No.	P1	P2	P3	Recmd. price/€
1. alpine white	01.361.01..0000	1	25	150	
2. alpine white	01.A02.01..0099	1	20	220	

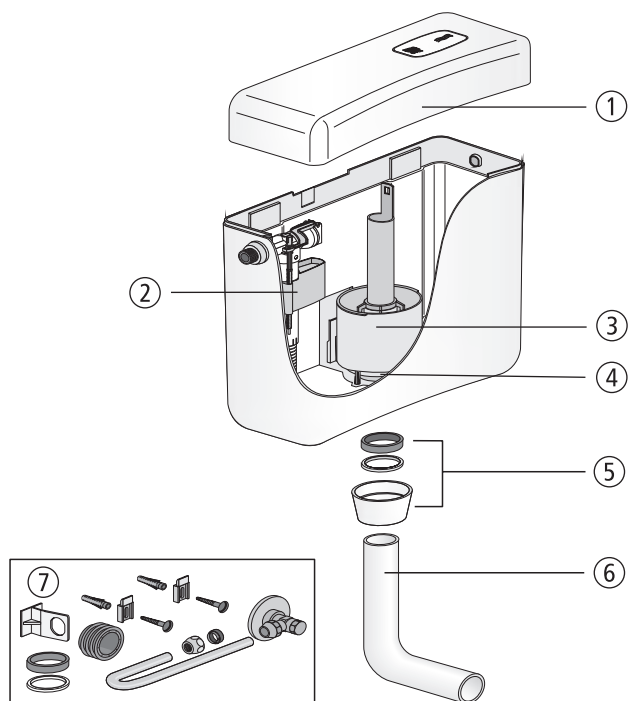


Cistern 937

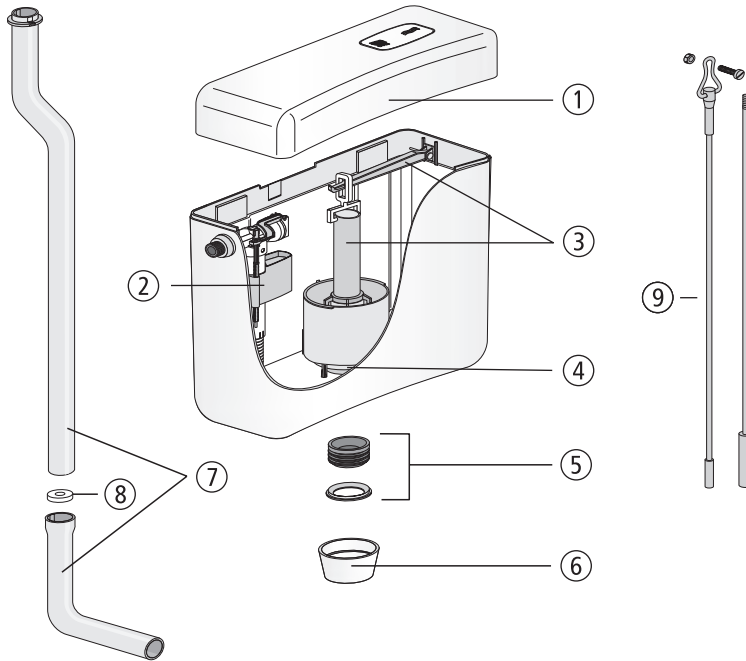
No.	Name	Code No.	Recommended price/€
1	Lid with push-button, alpine white	05.011.01..0000	
2	Universal fill valve 510, G 3/8 x 20 mm	25.003.00..0000	
3	Flush valve	01.489.00..0000	
4	Seal d: 31 x d: 63 x 2.8	02.754.00..0000	
5	Set of seals consisting of conical ring, slide ring d: 57 x d: 51 x 0.6 and cap nut G2	05.068.01..0000	
6	Flush pipe bend, alpine white	02.168.01..0000	
7	Angle valve G 1/2	01.269.00..0000	
8	Retaining bridge	02.330.00..0000	
9	Button	02.328.01..0000	



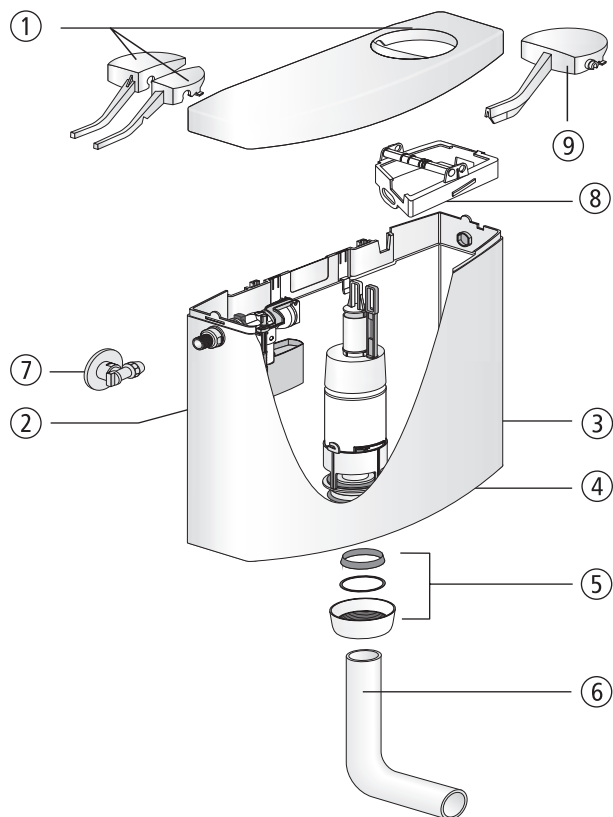
No.	Name	Code No.	Recommended price/€
1	Lid with push-button, alpine white	01.514.01..0000	
2	Universal fill valve 510, G 3/8 x 20 mm	25.003.00..0000	
3	Flush valve	01.246.00..0000	
4	Seal d: 31 x d: 63 x 2.8	02.754.00..0000	
5	Set of seals consisting of conical ring, slide ring d: 57 x d: 51 x 0.6 and cap nut G2	05.068.01..0000	
6	Flush pipe bend, alpine white	02.168.01..0000	
7	Angle valve G 1/2	01.269.00..0000	
8	Suspension lug	02.084.00..0000	
9	Button, alpine white	02.222.01..0000	

Cistern junior

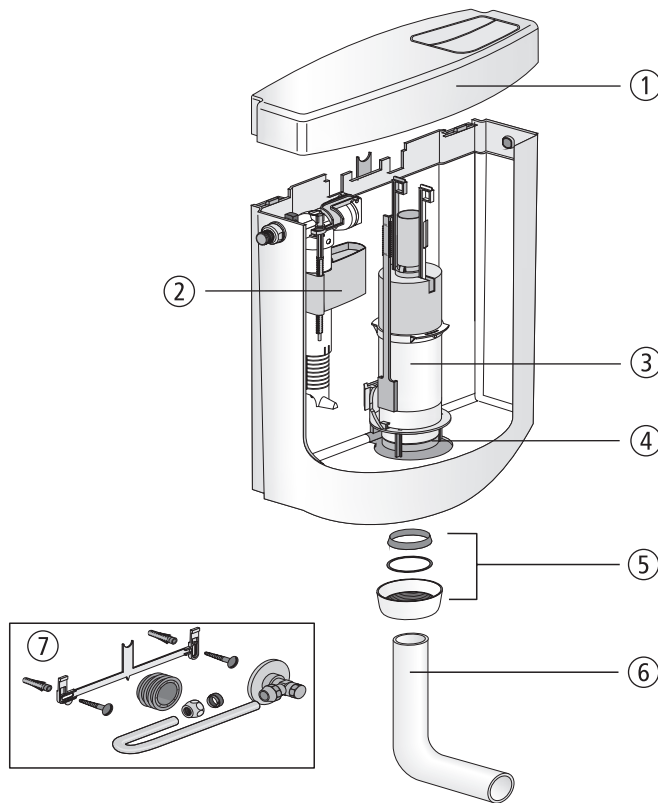
No.	Name	Code No.		Recommended price/€
		alpine white	Basic colours	
1	Lid with push-button	02.A00.01..0199	02.A00.**..0199	
2	Universal fill valve 510, G 3/8 x 20 mm	25.003.00..0000		
3	Flush valve	01.A00.00..0199		
4	Seal d: 31 x d: 63 x 2.8	02.754.00..0000		
5	Set of seals consisting of flush pipe seal, slide ring and cap nut G2	05.070.01..0000		
6	Flush pipe bend, alpine white	02.168.01..0000		
7	Servicing pack	01.A01.00..0099		

Cistern junior jet

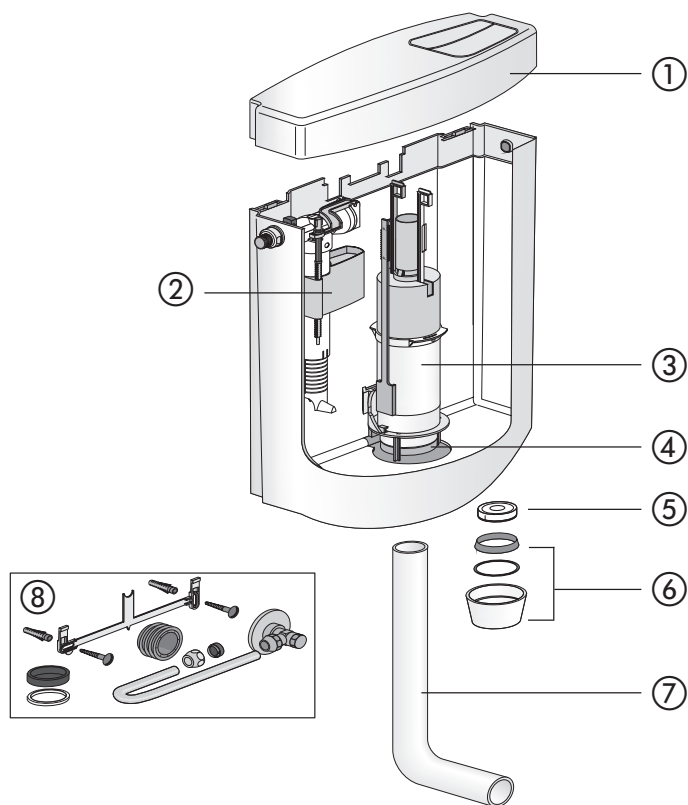
No.	Name	Code No.	Recommended price/€
1	Lid with push-button, alpine white	02.A00.01..0799	
2	Universal fill valve 510, G 3/8 x 20 mm	25.003.00..0000	
3	Flush valve with actuation lever	01.A00.00..0799	
4	Seal d: 31 x d: 63 x 2.8	02.754.00..0000	
5	Flush pipe seal with centring ring	02.A04.00..0399	
6	Cap nut G 2, alpine white	02.A02.01..0099	
7	Flush pipe with bend, alpine white	01.A02.01..0099	
8	Flush flow reducer	02.A04.00..1099	
9	Actuator set	02.410.00..0000	

Cistern 951

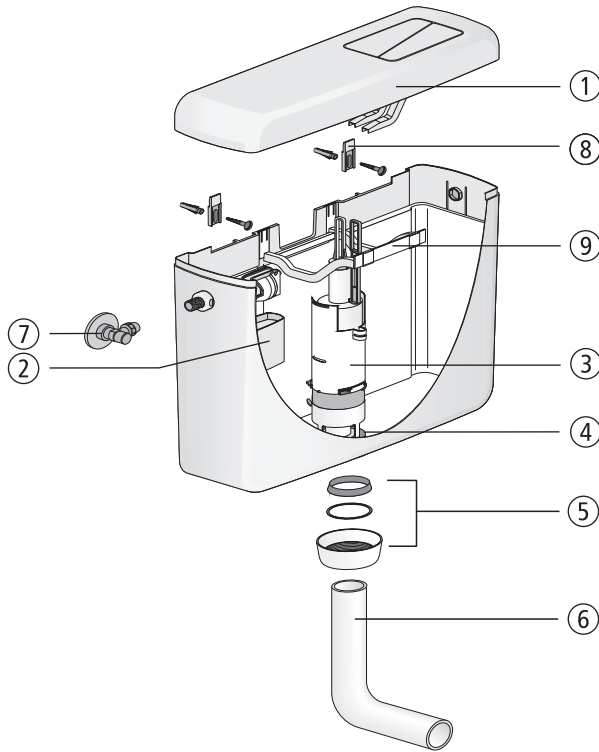
No.	Name	Code No.	Recommended price/€
1	Lid with push-button, alpine white	03.984.01..0000	
2	Universal fill valve 510, G 3/8 x 20 mm	25.003.00..0000	
3	Flush valve	01.974.00..0000	
4	Seal d: 31 x d: 63 x 2.8	02.754.00..0000	
5	Set of seals consisting of conical ring, slide ring d: 57 x d: 51 x 0.6 and cap nut G2	05.069.01..0000	
6	Flush pipe bend, alpine white	02.168.01..0000	
7	Angle valve G 1/2	01.984.00..0000	
8	Bearing bracket	01.975.00..0000	
9	Start/stop button, alpine white	02.616.01..0000	

Cistern bonito duo

No.	Name	Code No.		Recommended price/€	
		alpine white	Basic colours	alpine white	Basic colours
1	Lid with push-button	02.A00.01..0499	02.A00.**..0499		
2	Universal fill valve 510, G 3/8 x 20 mm	25.003.00..0000			
3	Flush valve	01.A00.00..0499			
4	Seal d: 31 x d: 63 x 2.8	02.754.00..0000			
5	Set of seals consisting of flush pipe seal, slide ring and cap nut G2	05.070.01..0000			
6	Flush pipe bend, alpine white	02.168.01..0000			
7	Servicing pack	01.A01.00..0199			

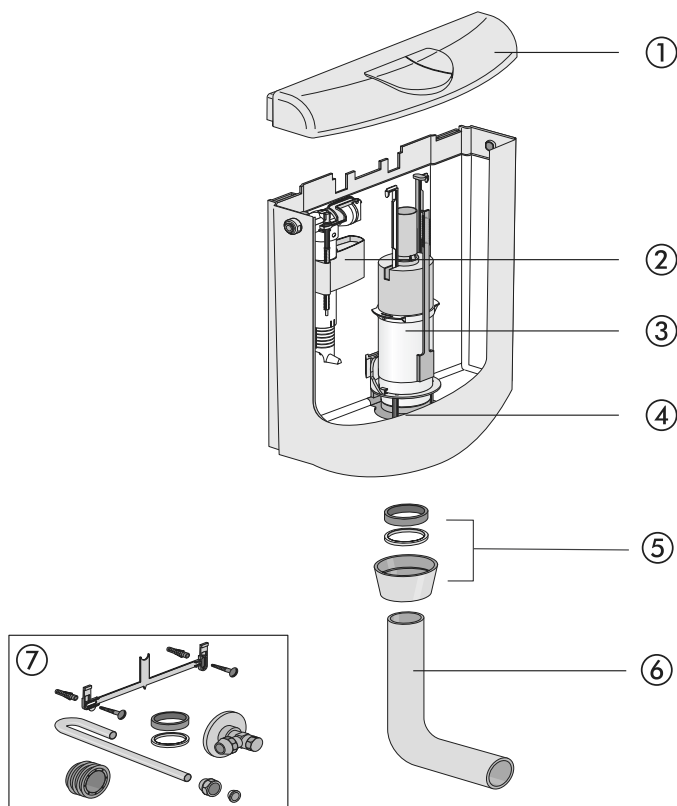
Cistern bonito duo, complete push flush valve replacement set

No.	Name	Code No.	Recommended price/€
1	Lid with push-button, alpine white	02.A00.01..0499	
2	Universal fill valve 510, G 3/8 x 20 mm	25.003.00..0000	
3	Flush valve	01.A00.00..0499	
4	Seal d: 31 x d: 63 x 2.8	02.754.00..0000	
5	Flush flow reducer	04.174.00..0000	
6	Set of seals consisting of flush pipe seal, slide ring and cap nut G2	05.070.01..0000	
7	Flush pipe bend, alpine white	02.174.01..0000	
8	Servicing pack	01.A01.00..0199	

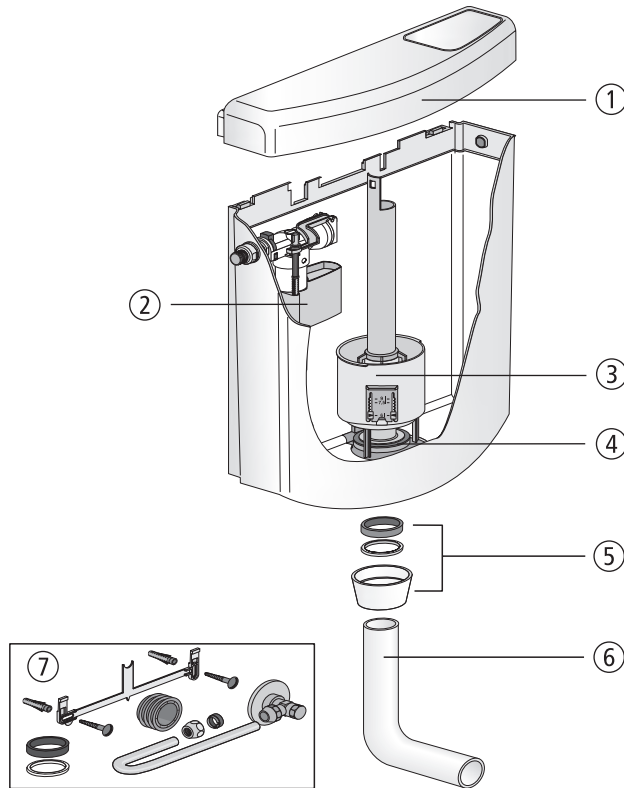


No.	Name	Code No.	Recommended price/€
1	Lid with push-button, alpine white	03.991.01..0000	
2	Universal fill valve 510, G 3/8 x 20 mm	25.003.00..0000	
3	Flush valve	03.635.00..0000	
4	Seal d: 31 x d: 63 x 2.8	02.754.00..0000	
5	Set of seals consisting of conical ring, slide ring d: 57 x d: 51 x 0.6 and cap nut G2	05.068.01..0000	
6	Flush pipe bend, alpine white	02.168.01..0000	
7	Angle valve G 1/2	01.269.00..0000	
8	Suspension lug	02.084.00..0000	
9	Bearing bracket	02.055.00..0000	
10 *	Connection set for water inlet from behind	02.073.00..0000	

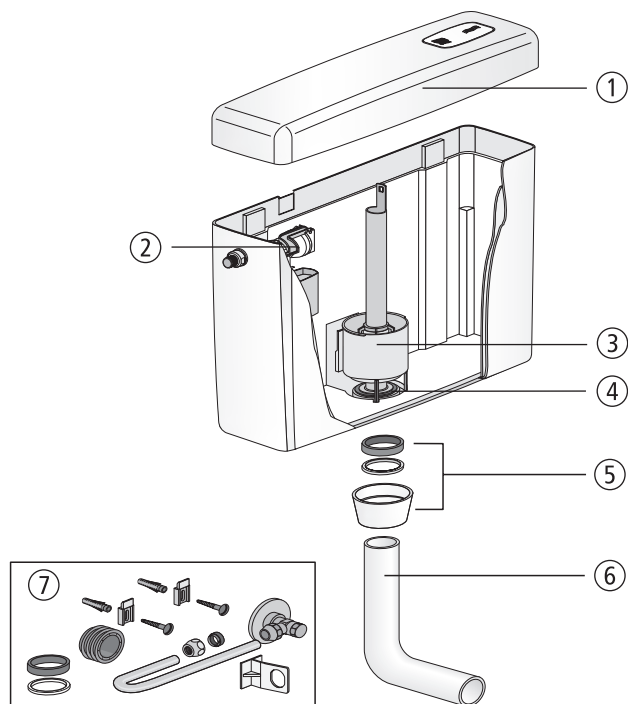
* no illustration

Cistern verona duo

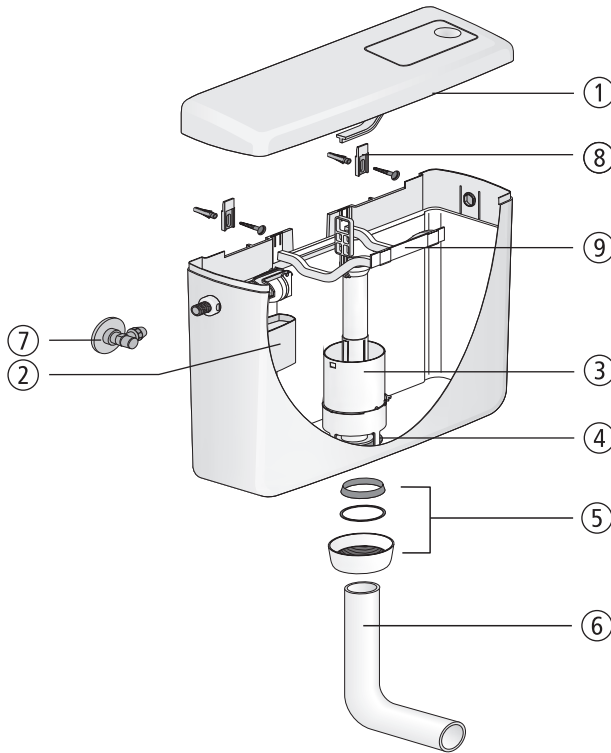
No.	Name	Code No.	Recommended price/€
1	Lid with push-button, alpine white	02.A00.01..0601	
2	Universal fill valve 510, G 3/8 x 20 mm	25.003.00..0000	
3	Flush valve	01.A00.00..0699	
4	Seal d: 31 x d: 63 x 2.8	02.754.00..0000	
5	Set of seals consisting of conical ring, slide ring d: 57 x d: 51 x 0.6 and cap nut G2	05.070.01..0000	
6	Flush pipe bend, alpine white	02.168.01..0000	
7	Servicing pack	01.A01.00..0199	

Cistern bonito

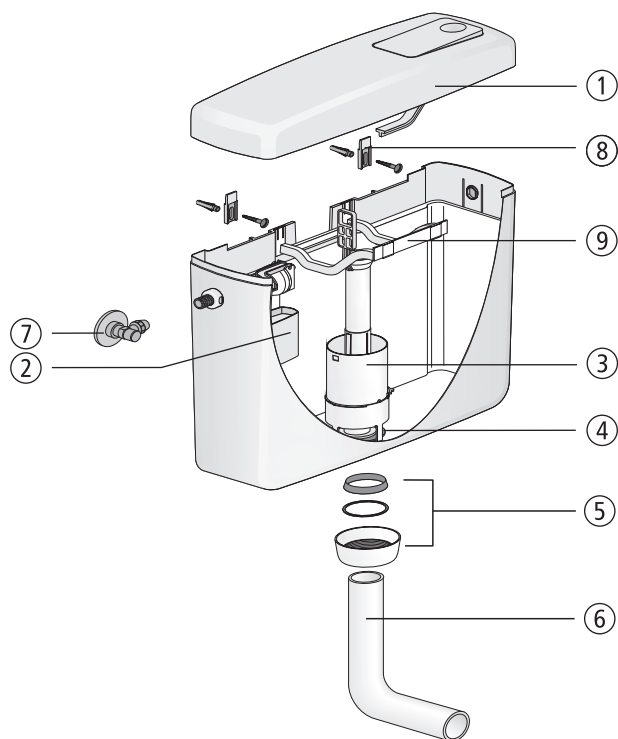
No.	Name	Code No.	Recommended price/€
1	Lid with push-button, alpine white	02.A00.01..0399	
2	Universal fill valve 510, G 3/8 x 20 mm	25.003.00..0000	
3	Flush valve	01.A00.00..0299	
4	Seal d: 31 x d: 63 x 2.8	02.754.00..0000	
5	Set of seals consisting of flush pipe seal, slide ring and cap nut G2	05.070.01..0000	
6	Flush pipe bend, alpine white	02.168.01..0000	
7	Servicing pack	01.A01.00..0199	

Cistern nova

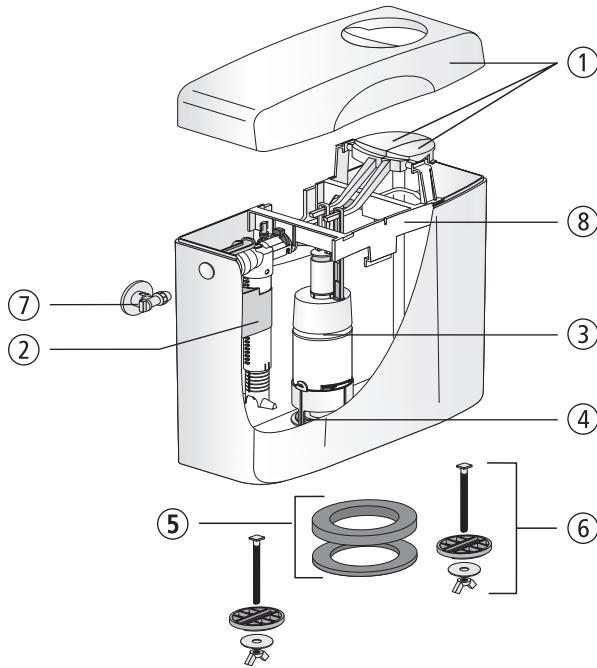
No.	Name	Code No.	Recommended price/€
1	Lid with push-button, alpine white	02.A00.01..0099	
2	Universal fill valve 510, G 3/8 x 20 mm	25.003.00..0000	
3	Flush valve	01.A00.00..0099	
4	Seal d: 31 x d: 63 x 2.8	02.754.00..0000	
5	Set of seals consisting of flush pipe seal, slide ring and cap nut G2	05.070.01..0000	
6	Flush pipe bend, alpine white	02.168.01..0000	
7	Servicing pack	01.A01.00..0099	



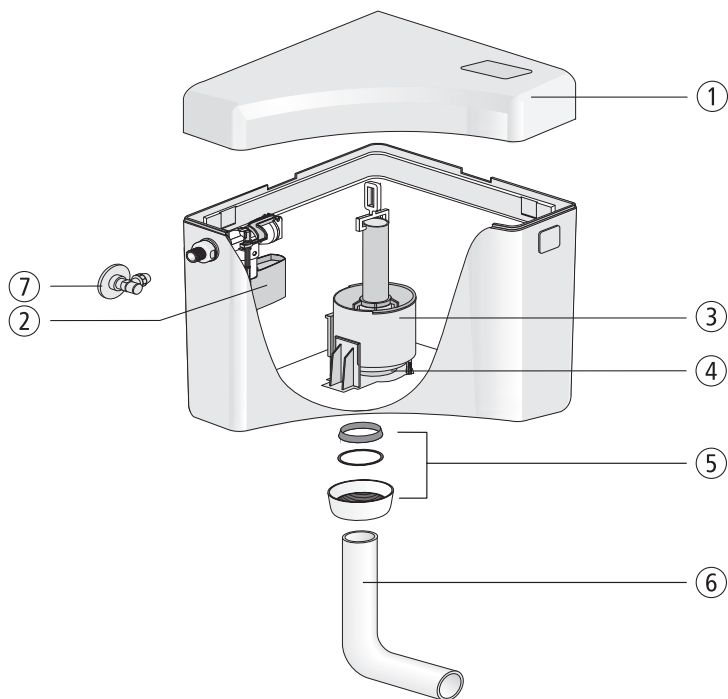
No.	Name	Code No.	Recommended price/€
1	Lid with push-button, alpine white	03.612.01..0000	
2	Universal fill valve 510, G 3/8 x 20 mm	25.003.00..0000	
3	Flush valve	03.222.00..0000	
4	Seal d: 31 x d: 63 x 2.8	02.754.00..0000	
5	Set of seals consisting of conical ring, slide ring d: 57 x d: 51 x 0.6 and cap nut G2	05.068.01..0000	
6	Flush pipe bend, alpine white	02.168.01..0000	
7	Angle valve G 1/2	01.269.00..0000	
8	Suspension lug	02.084.00..0000	
9	Bearing bracket	02.055.00..0000	
10 *	Connection set for water inlet from behind	02.073.00..0000	

Cistern 928 U

No.	Name	Code No.	Recommended price/€
1	Lid with push-button, alpine white	03.389.01..0000	
2	Universal fill valve 510, G 3/8 x 20 mm	25.003.00..0000	
3	Flush valve	03.222.00..0000	
4	Seal d: 31 x d: 63 x 2.8	02.754.00..0000	
5	Set of seals consisting of conical ring, slide ring d: 57 x d: 51 x 0.6 and cap nut G2	05.068.01..0000	
6	Flush pipe bend, alpine white	02.168.01..0000	
7	Angle valve G 1/2	01.269.00..0000	
8	Suspension lug	02.084.00..0000	
9	Bearing bracket	02.055.00..0000	
10 *	Connection set for water inlet from behind	02.073.00..0000	

Cistern 961/2V (topstar duo)

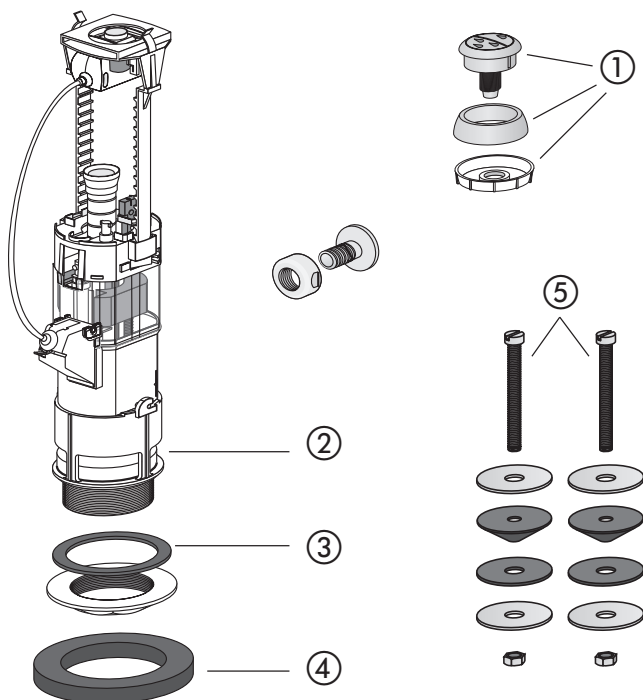
No.	Name	Code No.	Recommended price/€
1	Lid with push-buttonn, alpine white	03.985.01..0000	
2	Universal fill valve 510, G 3/8 x 20 mm	25.003.00..0000	
3	Flush valve	01.976.00..0000	
4	Seal d: 31 x d: 63 x 2.8	02.754.00..0000	
5	Set of seals	01.862.00..0000	
6	Fastening set	01.861.00..0000	
7	Angle valve G 1/2	01.984.00..0000	
8	Bearing bracket	02.620.00..0000	

Corner cistern 927 (delta)

No.	Name	Code No.	Recommended price/€
1	Lid with push-button, alpine white	01.309.01..0000	
2	Universal fill valve 510, G 3/8 x 20 mm	25.003.00..0000	
3	Flush valve	01.308.00..0000	
4	Seal d: 31 x d: 63 x 2.8	02.754.00..0000	
5	Set of seals consisting of flush pipe seal, slide ring and cap nut G2	05.070.01..0000	
6	Flush pipe bend, alpine white	02.168.01..0000	
7	Angle valve G 1/2	01.269.00..0000	

391

Dual flush valve (Code No. 93.606.81..0000)

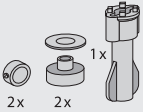
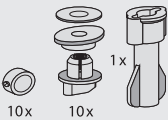
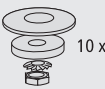





No.	Name	Code No.	Recommended price/€
1	Actuator, chrome	03.655.81..0000	
2	Seal d: 31 x d: 63 x 2.8	02.754.00..0000	
3	Seal d: 85 x d: 60 x 6	02.383.00..0000	
4	Seal d: 100 x d: 70 x 15	02.331.00..0000	
5	Fastening set	01.569.00..0000	

Component parts


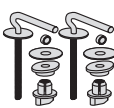


Product name	Code No.	Recommended price/€
Sealing ring DN 100 for PVC bend	02.162.01..0000	
Actuation lever assembly for 930	01.225.01..0000	

Accessories for WC seats

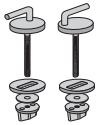
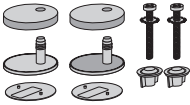

Illustration	Product name	Code No.	Recommended price/€
	Security set (vandal-proof) for M8 hinges with quick-action fastening	03.044.00..0000	
	Fastening set M8 for 5 WC seats	03.045.00..0000	
	Security set for 5 WC seats used in heavy-duty applications	03.634.00..0000	
	Socket wrench M8	04.130.00..0000	
	WC seat wrench	02.965.00..0000	
	Closed wing nut	04.057.00..0000	



Spare parts for WC seats




Hinge types				
	Plastic hinges M8 with quick-action fastening	Adjustable stainless steel M8 hinges with quick-action fastening	Adjustable stainless steel M8 hinges with quick-action fastening (shortened frame)	Stainless steel hinges with support axle
Thermoplastic				
WC seat 1001	■	■		
WC seat 1200 (sanline)	■	■		
WC seat perfect	■	■		
WC seat basic		■		
WC seat city	■	■		
WC seat maxime		■		
WC seat 1800 (ecoline)		■ *		
WC seat 6000	■	■		
WC seat 7000		■		
WC seat 2000		■		
WC seat 4002 (abumed)		■ *		
Children's WC seat (minisit)		■		
Children's WC seat w/o lid			■	
WC seat 4002 w/o lid (abumed pur)			■ *	■
WC seat w/o lid		■ *	■ *	
Thermosetting plastic				
WC seat 1501 (streamline)	■	■		
WC seat 1502 (topline)		■		
WC seat 2000				
WC seat 1002 (salsa)		■		
WC seat 1900 (samba)		■		
WC seat 3000 (highline)				
WC seat 3000D (highline D)				
WC seat 2100D (trendline)				
WC seat 2200D (smartline)				
WC seat 8000 (leanos)		■		
WC seat 1+1 (comfort due)				
WC seat w/o lid		■ *	■ *	
Code No.	01.756.00..0000	01.755.00..0000	01.755.00..S099	05.144.00..0000
Recommended price/€				

Spare parts for WC seats

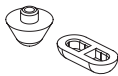
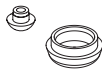
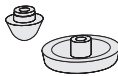
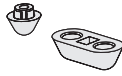
Buffer sets			
	Eccentrically adjustable stainless steel hinges M8	Eccentrically adjustable stainless steel hinges M8	Soft close hinges, screwed
Thermoplastic			
WC seat 1001			
WC seat 1200 (sanline)			
WC seat perfect			
WC seat basic			
WC seat city			
WC seat maxime			
WC seat 1800 (ecoline)			
WC seat 6000			
WC seat 7000			
WC seat 2000	■		
WC seat 4002 (abumed)			
Children's WC seat (minisit)			
Children's WC seat w/o lid			
WC seat 4002 w/o lid (abumed pur)			
WC seat w/o lid			
Thermosetting plastic			
WC seat 1501 (streamline)			
WC seat 1502 (topline)			
WC seat 2000			
WC seat 1002 (salsa)			
WC seat 1900 (samba)			
WC seat 3000 (highline)			
WC seat 3000D (highline D)			■
WC seat 2100D (trendline)		■	
WC seat 2200D (smartline)		■	
WC seat 8000 (leanos)	■		
WC seat 1+1 (comfort due)			
WC seat w/o lid			
Code No.	01.380.00..0000	03.166.01..0000	03.693.00..0000
Recommended price/€			



Spare parts for WC seats

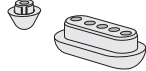
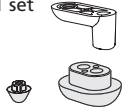
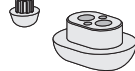

Buffer sets			
	Damper set	Adjustable stainless steel M8 hinges with quick-action fastening (shortened frame)	Stainless steel hinges with quick-action fastening
Thermoplastic			
WC seat 1001			
WC seat 1200 (sanline)			
WC seat perfect			
WC seat basic			
WC seat city			
WC seat maxime			
WC seat 1800 (ecoline)			
WC seat 6000			
WC seat 7000			
WC seat 2000			
WC seat 4002 (abumed)			
Children's WC seat (minisit)			
Children's WC seat w/o lid			
WC seat 4002 w/o lid (abumed pur)			
WC seat w/o lid			
Thermosetting plastic			
WC seat 1501 (streamline)			
WC seat 1502 (topline)			
WC seat 2000			
WC seat 1002 (salsa)			
WC seat 1900 (samba)			
WC seat 3000 (highline)		■ *	
WC seat 3000D (highline D)	■		
WC seat 2100D (trendline)			
WC seat 2200D (smartline)			
WC seat 8000 (leanos)			
WC seat 1+1 (comfort due)			■
WC seat w/o lid			
Code No.	03.692.00..0000	03.691.00..0000	03.194.00..0099
Recommended price/€			

Spare parts for WC seats


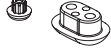
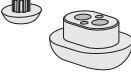
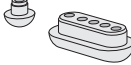
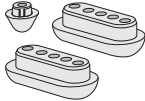
Buffer sets Colour grey RAL 7035	1 set 	1 set 	1 set 	1 set 
Thermoplastic				
WC seat 1001				
WC seat 1200 (sanline)				
WC seat perfect				■
WC seat basic				■
WC seat city				■
WC seat maxime				■
WC seat 1800 (ecoline)				
WC seat 6000	■			
WC seat 7000	■			
WC seat 2000				■
WC seat 4002 (abumed)				
Children's WC seat (minisit)				
Children's WC seat w/o lid				
WC seat 4002 w/o lid (abumed pur)				
WC seat w/o lid				■
Thermosetting plastic				
WC seat 1501 (streamline)				
WC seat 1502 (topline)				
WC seat 2000				
WC seat 1002 (salsa)		■		
WC seat 1900 (samba)				
WC seat 3000 (highline)				
WC seat 3000D (highline D)				
WC seat 2100D (trendline)				
WC seat 2200D (smartline)				
WC seat 8000 (leanos)		■		
WC seat 1+1 (comfort due)				
WC seat w/o lid			■	
Code No.	01.371.00..0000	01.163.00..0000	01.341.00..0000	03.A10.00..0099
Recommended price/€				



Spare parts for WC seats

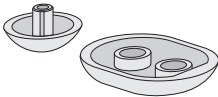
Buffer sets Colour grey RAL 7035	1 set 	1 set 	1 set 	1 set 
Thermoplastic				
WC seat 1001				
WC seat 1200 (sanline)				■
WC seat perfect				
WC seat basic				
WC seat city				
WC seat maxime				
WC seat 1800 (ecoline)				
WC seat 6000				
WC seat 7000				
WC seat 2000				
WC seat 4002 (abumed)		■		
Children's WC seat (minisit)				
Children's WC seat w/o lid				
WC seat 4002 w/o lid (abumed pur)		■		
WC seat w/o lid				
Thermosetting plastic				
WC seat 1501 (streamline)	■			
WC seat 1502 (topline)	■			
WC seat 2000				
WC seat 1002 (salsa)				
WC seat 1900 (samba)				
WC seat 3000 (highline)				
WC seat 3000D (highline D)				
WC seat 2100D (trendline)			■	
WC seat 2200D (smartline)			■	
WC seat 8000 (leanos)				
WC seat 1+1 (comfort due)				
WC seat w/o lid				
Code No.	03.061.00..0000	03.062.00..0000	03.167.00..0000	03.289.00..0000
Recommended price/€				

Spare parts for WC seats

Buffer sets Colour grey RAL 7035	1 set 	1 set 	1 set 	1 set 	1 set 
Thermoplastic					
WC seat 1001					
WC seat 1200 (sanline)					
WC seat perfect					
WC seat basic					
WC seat city					
WC seat maxime					
WC seat 1800 (ecoline)	■				
WC seat 6000					
WC seat 7000					
WC seat 2000					
WC seat 4002 (abumed)					
Children's WC seat (minisit)					
Children's WC seat w/o lid					
WC seat 4002 w/o lid (abumed pur)					
WC seat w/o lid					
Thermosetting plastic					
WC seat 1501 (streamline)					■
WC seat 1502 (topline)					■
WC seat 2000					
WC seat 1002 (salsa)					
WC seat 1900 (samba)		■			
WC seat 3000 (highline)			■		
WC seat 3000D (highline D)			■		
WC seat 2100D (trendline)					
WC seat 2200D (smartline)					
WC seat 8000 (leanos)					
WC seat 1+1 (comfort due)				■	
WC seat w/o lid					
Code No.	03.290.00..0000	03.291.00..0000	03.708.00..0000	03.297.00..0000	03.455.00..0000
Recommended price/€					

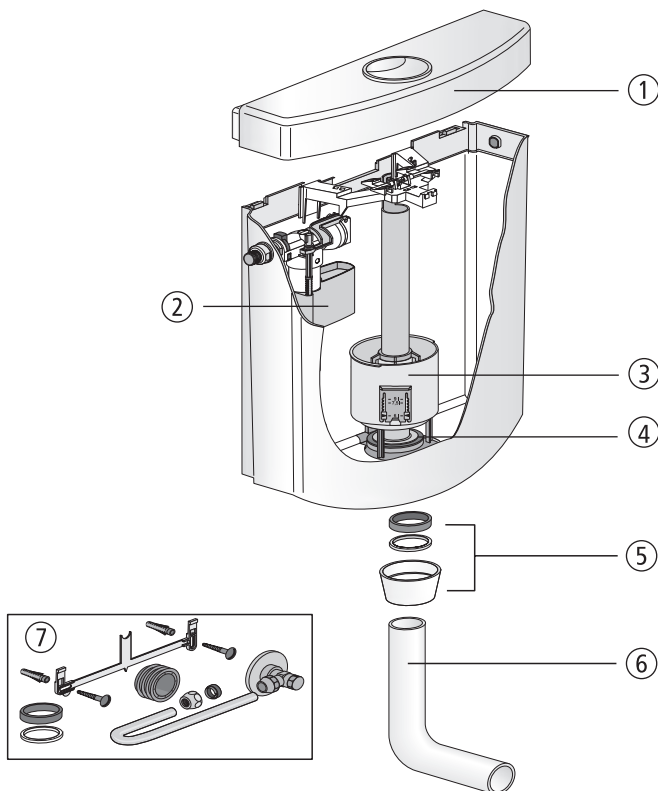


Spare parts for WC seats

Buffer sets	1 set					
Colour	alpine white					
Thermoplastic						
WC seat 1001						
WC seat 1200 (sanline)						
WC seat perfect						
WC seat basic						
WC seat city						
WC seat maxime						
WC seat 1800 (ecoline)						
WC seat 6000						
WC seat 7000						
WC seat 2000						
WC seat 4002 (abumed)						
Children's WC seat (minisit)	■					
Children's WC seat w/o lid	■					
WC seat 4002 w/o lid (abumed pur)						
WC seat w/o lid						
Thermosetting plastic						
WC seat 1501 (streamline)						
WC seat 1502 (topline)						
WC seat 2000						
WC seat 1002 (salsa)						
WC seat 1900 (samba)						
WC seat 3000 (highline)						
WC seat 3000D (highline D)						
WC seat 2100D (trendline)						
WC seat 2200D (smartline)						
WC seat 8000 (leanos)						
WC seat 1+1 (comfort due)						
WC seat w/o lid						
Code No.	03.283.01..0000					
Recommended price/€						

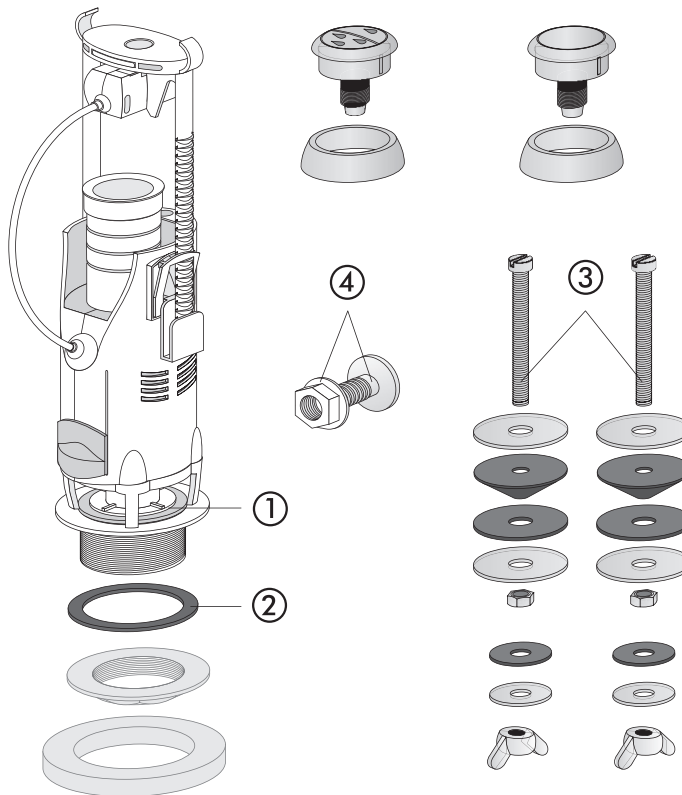
DISCONTINUED PRODUCTS



DISCONTINUED PRODUCT – Cistern primus
(from 1995 to 2016)


No.	Name	Code No.	Recommended price/€
1	Lid with push-button, alpine white	02.A00.01..0299	
2	Universal fill valve 510, G 3/8 x 20 mm	25.003.00..0000	
3	Flush valve	01.A00.00..0299	
4	Seal d: 31 x d: 63 x 2.8	02.754.00..0000	
5	Set of seals consisting of flush pipe seal, slide ring and cap nut G2	05.070.01..0000	
6	Flush pipe bend, alpine white	02.168.01..0000	
7	Servicing pack	01.A01.00..0199	

DISCONTINUED PRODUCT – Flush valve 944, push-push set 945
(from 2004 to 2015)



No.	Name	Code No.	Recommended price/€
1	Seal d: 31 x d: 63 x 2.8	02.754.00..0000	
2	Seal d: 85 x d: 60 x 6	02.383.00..0000	
3	Fastening set	01.569.00..0000	
4	Tap hole plug, chrome	01.541.81..0000	



PRODUCT GROUP 6

SINK RANGE

Sinks

6.1.  406-408

Sink combinations

6.2.  409-416

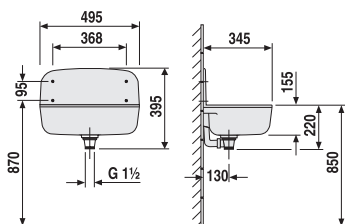


Sinks 6.1.



Wall-mounted sink with overflow

With splashback, made from impact, temperature and weather resistant plastic, 10-year guarantee against breakage, capacity approx. 13.5 l, complete with overflow, waste valve G 1 1/2, strainer, plug with chain and fastening set, packed in a box



Colour	Code No.	P1	P2	P3	Recmd. price/€
white	60.001.01..0099	1	24	48	
granite	60.001.B6..0099	1	24	48	
beige	60.001.04..0099*	1	24	48	
grey	60.001.66..0099	1	24	48	

* DISCONTINUED MODEL – delivery while stocks last




Hinged grating for wall-mounted sink

Complete with suspension fittings, packed in a box

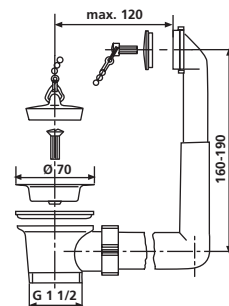
Colour	Code No.	P1	P2	P3	Recmd. price/€
anthracite	60.002.00..0099	1	10	180	

Waste and overflow assembly

For wall-mounted sinks Code No. 60.001.xx..0099, complete with waste valve G 1 1/2, strainer, plug and chain, packed in a plastic bag



Size	Code No.	P1	P2	P3	Recmd. price/€
G 1 1/2	32.A00.00..0099	1	100	600	



Laundry sink with overflow

Made of impact, temperature and weather resistant plastic, 10-year guarantee against breakage, capacity approx. 35 l, complete with overflow, waste valve G 1 1/2, strainer, plug with chain and fastening set, packed in a box

Internal dimensions of laundry sink:

height 270 mm

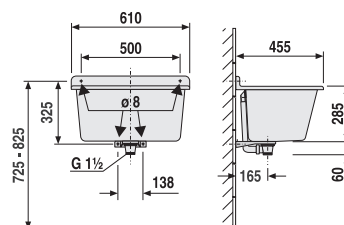
w 540 mm x d 370 mm (top)

w 400 mm x d 290 mm (bottom)




Colour	Code No.	P1	P2	P3	Recmd. price/€
white	60.003.01..0099	1	6	12	
granite	60.003.B6..0099	1	6	12	
beige	60.003.04..0099*	1	6	12	
grey	60.003.66..0099	1	6	12	

* DISCONTINUED MODEL – delivery while stocks last



Sinks 6.1.

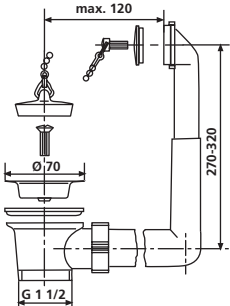


Grating for laundry sink
Packed in a box

Colour	Code No.	P1	P2	P3	Recmd. price/€
anthracite	60.004.00..0099	1	10	120	



Waste and overflow assembly
For laundry sinks Code No. 60.003.xx..0099, complete with waste valve G 1 1/2, strainer, plug and chain, packed in a plastic bag



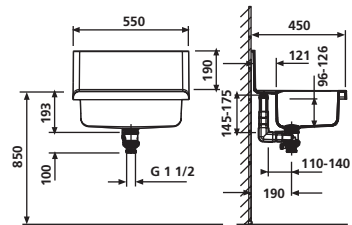
Size	Code No.	P1	P2	P3	Recmd. price/€
G 1 1/2	32.A01.00..0099	1	80	480	

lineo sink with hidden overflow and push open valve

With splashback, made of impact, temperature and weather resistant plastic, 10-year warranty on the breaking strength, capacity approx.12l, markings on the sink shelf for installation of soap dispenser* and tap fitting* (*to be ordered separately), complete with hidden overflow and push open drain valve G 1 1/2, stainless steel cover, mounting set with concealed brackets, packed in a box



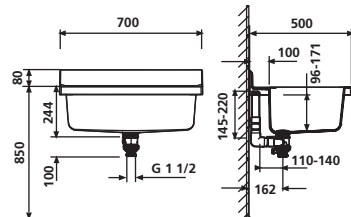
Colour	Code No.	P1	P2	P3	Recmd. price/€
white	60.012.01..0099	1	12	24	
granite	60.012.B6..0099	1	12	24	

**maxi sink with hidden overflow and push open valve**

With splashback, made of impact, temperature and weather resistant plastic, 10-year warranty on the breaking strength, capacity approx.12l, markings on the sink shelf and the bottom shelf for installation of soap dispenser* and tap fitting* (*to be ordered separately), complete with hidden overflow and push open drain valve G 1 1/2, stainless steel cover, mounting set with concealed fixing brackets, packed in a box



Colour	Code No.	P1	P2	P3	Recmd. price/€
white	60.013.01..0099	1	6	12	
granite	60.013.B6..0099	1	6	12	



Sink combinations 6.2.

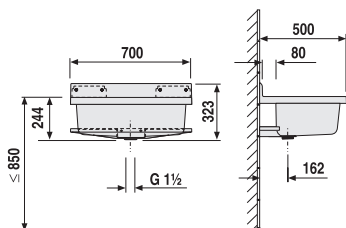


Maxi sink with overflow

Made of impact, temperature and weather resistant plastic, 10-year guarantee against breakage, capacity approx. 33 l, markings on the sink shelf and the bottom shelf for installation of soap dispenser* and tap fitting* (*to be ordered separately), complete with overflow, waste valve G 1 1/2, strainer, plug with chain, installation set with concealed fixing brackets and anthracite shelf, packed in a box

Internal dimensions of sink:

w 620 mm x d 360 mm x h 210 mm



Colour	Code No.	P1	P2	P3	Recmd. price/€
white	60.007.01..0099	1	6	12	
granite	60.007.B6..0099	1	6	12	

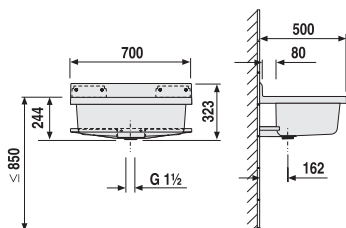


Maxi sink with R2 standpipe and funnel

Made of impact, temperature and weather resistant plastic, 10-year guarantee against breakage, capacity approx. 33 l, markings on the sink shelf and the bottom shelf for installation of soap dispenser* and tap fitting* (*to be ordered separately), without overflow, strainer, plug and chain, but with plastic standpipe and funnel, waste valve G 1 1/2, installation set with concealed fixing brackets and anthracite shelf, packed in a box

Internal dimension of sink:

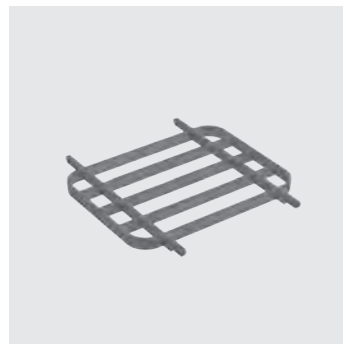
w 620 mm x d 360 mm x h 210 mm



Colour	Code No.	P1	P2	P3	Recmd. price/€
white	60.008.01..0099	1	6	12	
granite	60.008.B6..0099	1	6	12	

Grating for maxi sink


Packed in a box



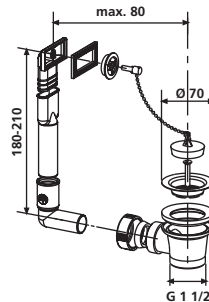
Colour	Code No.	P1	P2	P3	Recmd. price/€
anthracite	60.011.00..0099	1	10	120	

Waste and overflow assembly

For maxi sink Code No. 60.007.xx..0099, complete with waste valve G 1 1/2, strainer, plug and chain, packed in a plastic bag



Size	Code No.	P1	P2	P3	Recmd. price/€
G 1 1/2	32.A03.00..0099	1	100	600	



Sink combinations 6.2.

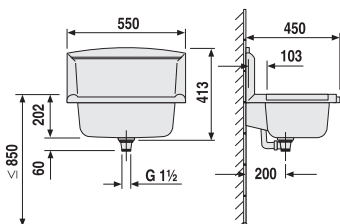


Multiset versatile sink with overflow


With splashback, made of impact, temperature and weather resistant plastic, 10-year guarantee against breakage, capacity approx. 12 l, with stainless steel rail and soap dish, 2 hooks for suspending from the rail, 2 integrated towel holders (on either side), sink shelf marked for installation of soap dispenser* and tap fitting* (*to be ordered separately), complete with overflow, waste valve G 1 1/2, strainer, plug with chain and installation set with concealed fixing brackets, packed in a box

Internal dimensions of sink:

w 430 mm x d 270 mm x h 160 mm

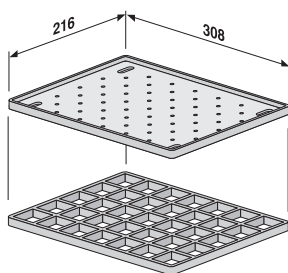


Colour	Code No.	P1	P2	P3	Recmd. price/€
white granite	60.005.01..0099	1	12	24	
	60.005.B6..0099	1	12	24	



Drainer set for multiset

consisting of grid and drainer, 4 hooks for suspending from the rail or from the towel hangers on the sides of the sink, hooks can also be used as individual hangers, plugs and screws included, packed in a box

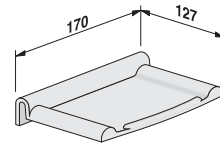


Colour	Code No.	P1	P2	P3	Recmd. price/€
anthracite	60.006.00..0099	1	10	160	

Soap dish for multiset

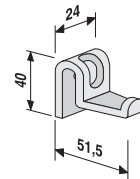
Packed in a box

Colour	Code No.	P1	P2	P3	Recmd. price/€
white	60.A03.01..0099	1	33	528	
granite	60.A03.B6..0099	1	33	528	

**Hooks for multiset**

4 hooks for suspending from the rail or from the towel hangers on the sides of the sink, hooks can also be used as individual hangers, plugs and screws included, packed in a plastic bag

Colour	Code No.	P1	P2	P3	Recmd. price/€
anthracite	60.A04.00..0099	1	15	3375	

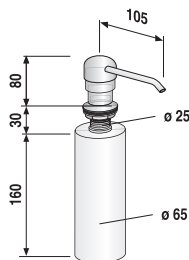


Sink combinations 6.2.




Soap dispenser for multiset, lineo sinks and maxi sinks

Nozzle and pump head made of high-quality, chrome-plated brass, container body made of plastic, refillable, installation diameter 25 mm, maximum installation depth 30 mm, capacity 0.45 l, packed in a box

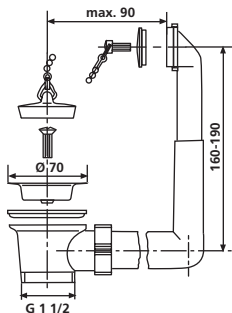


Size	Code No.	P1	P2	P3	Recmd. price/€
0,45l	36.304.00..0000	1	20	480	



Waste and overflow assembly

For multiset versatile sink code no. 60.005.xx..0099, complete with waste valve G 1 1/2, strainer, plug and chain, packed in a plastic bag



Size	Code No.	P1	P2	P3	Recmd. price/€
G 1 1/2	32.A02.00..0099	1	100	600	

Washbox - laundry sink with floor-mounted cabinet**Laundry sink**

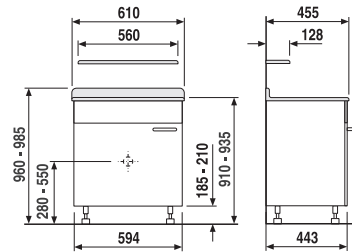
Made of impact, temperature and weather resistant plastic, 10-year guarantee against breakage, capacity approx. 35 l, complete with overflow, waste valve G 1 1/2, strainer, plug and chain, supplied with shelf for wall mounting, packed in a box

Floor-mounted cabinet

white, made of high-quality coated material, height-adjustable feet 185-210 mm, cabinet supplied as a largely pre-assembled kit, packed in a box



Version	Code No.	P1	P2	P3	Recmd. price/€
with laundry sink white	60.A00.01..0099	1+1	6+6		
with laundry sink granite	60.A00.B6..0099	1+1	6+6		

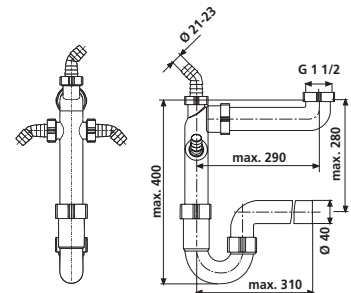
**Space-saving trap G 1 1/2 x 40**

Plastic, with 3x G1 hose taps, particularly suitable for space-saving installation inside the washbox, packed in a plastic bag

Note: see waste kits for sinks and basins from page 257 on



Colour	Code No.	P1	P2	P3	Recmd. price/€
white	32.102.00..0000	1	35	420	



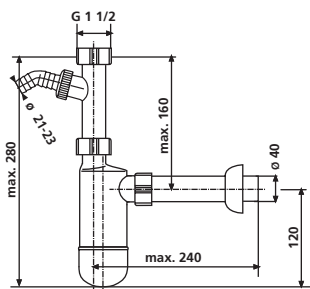
Sink combinations 6.2.



Bottle trap G 1 1/2 x 40

Plastic, with 1x G1 hose tap

Note: see waste kits for sinks and basins from page 257 on



Colour	Code No.	P1	P2	P3	Recmd. price/€
white	31.221.00..S099	1	50	600	



PRODUCT GROUP 5

BATHROOM ACCESSORIES

Shower seats

5.1.



418

Bathroom accessories

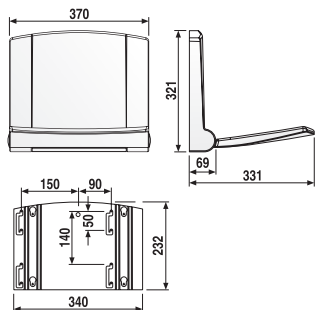
5.2.



419-420



Shower seats 5.1.



Lifestyle shower seat

Seat for use in showers, baths and wellness areas

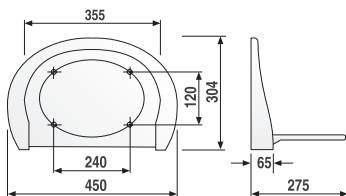
Solid thermoplastic seat, comfortably warm to the touch, 10-year guarantee against breakage, comfortable to sit on due to the large, ergonomically shaped seat area (370 x 260 mm), height easy to adjust by up to 50 mm, silent operation with soft seat lowering mechanism, easy to clean due to its smooth, pore-free surfaces, antibacterial, concealed 4-point fastening, drilling template, assembly plate and fastenings from stainless steel, breaking load > 250 kg, packed in a box

Weight: 4.99 kg

Colour	Code No.	P1	P2	P3	Recmd. price/€
alpine white	54.002.01..0000	1	4	48	

Accessories:

· fixation module Code No. 17.239.00..0000 see page 127



Folding seat

Solid thermoplastic folding seat for use in the shower or bath, comfortably warm to the touch, 10-year guarantee against breakage, easy to clean due to its smooth, pore-free surfaces, stainless steel fastenings, drilling template, packed in a box

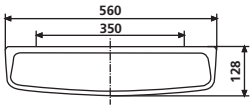
Weight: 2.50 kg

Colour	Code No.	P1	P2	P3	Recmd. price/€
alpine white	54.001.01..0000	1	4	64	

Bathroom shelf 1100/1

Made of high-quality plastic, for showers and baths, with fastenings, packed in a plastic bag

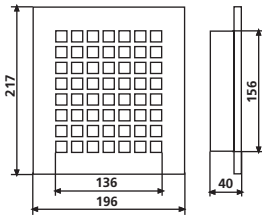
Colour	Code No.	P1	P2	P3	Recmd. price/€
alpine white	50.001.01..0000	1	50	600	



Ventilation grille LG 160 x 140

Made of high-quality plastic, for use up to maximum 50°C, packed in a plastic bag

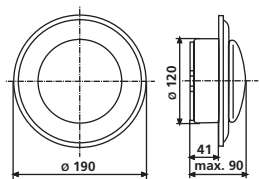
	Code No.	P1	P2	P3	Recmd. price/€
	57.002.00..0000	1	80	960	





Air outlet element LD 125

Made of high-quality plastic, for use up to maximum 50°C, adjustable air outlet, packed in a plastic bag

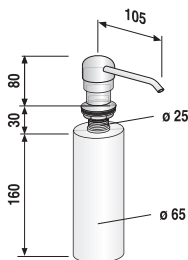


	Code No.	P1	P2	P3	Recmd. price/€
	57.001.00..0000	1	50	600	



Soap dispenser

Nozzle and pump head made of high-quality, chrome-plated brass, container body made of plastic, refillable, installation diameter 25 mm, maximum installation depth 30 mm, capacity 0.45 l, packed in a box



Size	Code No.	P1	P2	P3	Recmd. price/€
0,45 l	36.304.00..0000	1	20	480	



PRODUCT GROUP 9

SWIMMING POOL GRATINGS

Right-angled model / parallel gratings



422-424





SANIT swimming pool gratings

For more than 40 years, our swimming pool gratings have been used in outdoor and indoor swimming pools: for perfect covering of overflow channels and effective drainage of overflow water.


There are two models to choose from, with ribs across or parallel to the edge of the pool. Both types are tested according to DIN 51097 by SäureFliesner-Vereinigung e.V. (approved German testing institute) and classified in the highest evaluation class "C" for non-slip safety.

The solid ribs are accident-proof and cannot be broken when stamped upon, even if on purpose.

The gratings are made of a special high impact-proof plastic with excellent ageing resistance. The material is fully recyclable.

Further advantages and characteristics of our swimming pool gratings are:

- extremely resilient
- optimal water drainage into overflow channel
- resistant to chemicals, weathering and UV light
- high resistance to chlorine, seawater and curative water
- temperature-resistant from +80°C to -30°C
- non-rattling
- excellent antistatic properties
- fast installation
- easy handling, therefore easy cleaning of grating and overflow channel



Offers on request
Phone: + 49 (0) 9563 93131

PERFECTLY COVERED



Right-angled model

The solid ribs are connected by tie rods made of V4A stainless steel.

The point load per individual rib is at least 75 kg.

Standard colours: light grey (RAL 7032), white (RAL 9016).
Special colours available on request.

Variable widths: from 100 - 450 mm.

Rib height: 25 mm up to 350 mm width, 35 mm > 350 mm width
Rib can be adapted to the height of the overflow channel

Standard length: 1000 mm, intermediate lengths available


rib width: 12 mm

distance between ribs: 8 mm

The mitred corners round off the range: 90 degree inside and outside corners, special corners of all degrees available.

Our curved gratings offer a large scope for design.

The right-angled grating can be manufactured in the most different radii, so that it adapts perfectly to any basin form and whirlpool.





Parallel gratings

The solid plastic elements are 500 mm long and can be easily connected to each other by their integral pins.

The point load per load-bearing transverse rib is at least 75 kg.

Standard colours: light grey (RAL 7032), white (RAL 9016).

Special colours available on request.

Variable widths: from 100 - 320 mm.

Rib height: 25 mm up to 250 mm width, 35 mm > 250 mm width


Rib can be adapted to the height of the overflow channel

Standard length: 500 mm

Rib width: 12 mm

Distance between ribs: 8 mm

The mitred corners complete the range: 90 degree inside and outside corners, leg length 500 mm, special corners of all degrees available.





INFORMATION

Colours / colour ranges	426
<hr/>	
Standard Delivery Terms	427-431
<hr/>	
Certificates – Insurance – Test marks	432-434
<hr/>	
Export representatives	435-437
<hr/>	
Broschures	438-443
<hr/>	
Notes	444-448

Colour code/Colour	Code No.
01 - Alpine white	xx.xxx. 01 ..xxxx
BASIC COLOURS (BC)	
04 - Bahama beige	xx.xxx. 04 ..xxxx
66 - Manhattan	xx.xxx. 66 ..xxxx
86 - Pergamon	xx.xxx. 86 ..xxxx
SPECIAL COLOURS (SC)	
84 - Red RAL 3003	xx.xxx. 84 ..xxxx
82 - Black RAL 9005	xx.xxx. 82 ..xxxx
72 - Blue RAL 5002	xx.xxx. 72 ..xxxx
G5 - Yellow RAL 1023	xx.xxx. G5 ..xxxx
L6 - Green RAL 6032	xx.xxx. L6 ..xxxx
OTHER SURFACES (OS)	
81 - Chrome	xx.xxx. 81 ..xxxx
93 - Matt chrome	xx.xxx. 93 ..xxxx
Special colours for cisterns, WC connectors and WC seats on request.	

1. Scope of Application

1.1 Our General Terms of Delivery and Payment (hereinafter referred to as: terms of delivery) shall apply exclusively. We are not bound to any deviating terms of the buyer that we do not expressly acknowledge in writing, even if we do not expressly object to them. An order by the customer shall be deemed as acknowledgment of our terms of delivery. Our terms of delivery shall also apply if we execute the delivery in knowledge of contradictory or deviating terms of the buyer without reservation.

1.2 Our terms of delivery apply only vis-à-vis persons who when entering into the contract are exercising their commercial or independent professional activity (entrepreneur within the meaning of Section 310 para. 1 BGB [German Civil Code]) as well as vis-a-vis legal entities under public law or public-law special funds.

1.3 These terms of delivery shall also apply as amended as a framework agreement (Section 305 para. 3 BGB) to future offers and contracts on the sale or delivery of goods with the same customer, without the need for us to again point to them in each individual case. We shall promptly inform the buyer of changes to our terms of delivery in this case.

2. Contract Issuance

2.1 Our offers are subject to change and non-binding if they are not expressly identified as binding or contain a specific deadline for acceptance.

2.2 Our written order confirmation is required for the scope of the delivery.

2.3 All agreements reached for performance of the contract are components of the agreement only if they were established in writing.

2.4 Changes to the technical design of the ordered products in a commercially customary manner are permissible if such does not cause a substantial change in function or the customer cannot reasonably be expected to accept such change.

2.5 We warrant the quality of an item only if it has been expressly promised in our order confirmation or in our advertising.

3. Prices and Payment Terms

3.1 If no other arrangement is made in the order confirmation, our prices are „ex works“ (EXW, Incoterms® 2010). The costs for packaging, dispatch, insurance

and customs duties etc. will be invoiced separately. We are entitled to invoice partial deliveries separately if we are allowed to pursuant to item 4.2.

3.2 We reserve the right to increase our prices accordingly if, after conclusion of the contract, cost increases, in particular based on wage agreements or increases in the cost for materials are incurred. Upon request by the customer, we will provide proof of such increases. The provision established in this paragraph does not apply if fewer than 6 weeks have elapsed between contract issuance and the agreed delivery date.

3.3 The statutory value added tax is not included in our prices; it will be shown separately in the invoice in the statutory amount on the date the invoice is issued.

3.4 Discount deductions require a special written agreement.

3.5 If no other arrangement is reached regarding the order confirmation, payment shall be made without deductions within 14 days after receipt of the invoice, but no later than 30 days after delivery. The statutory provisions apply to the consequences of default of payment.

3.6 The buyer is entitled to the right of offset only if his counterclaims have been upheld by a court, are uncontested or acknowledged by us. The buyer is also not entitled to a right of reservation due to counterclaims that are disputed and not upheld by a court.

3.7 In the event the buyer fails to comply with the terms of payment or in circumstances in which the creditworthiness of the buyer is called into question, we are entitled to demand immediate cash payment for all deliveries. We are also entitled to provide outstanding deliveries only against advance payment or the furnishing of security or to withdraw from the contract and demand compensation for damage. We are also entitled to forbid the resale of the goods delivered under reservation of title and to immediately recover the goods at the buyer's expense if we have withdrawn from the contract.

4. Delivery

4.1 Specifications of particular delivery periods and dates are subject to the reservation that we are ourselves supplied correctly and in a timely fashion.

4.2 Within reasonable parameters, we are entitled to make partial deliveries.

4.3 The start of the delivery period is conditional on

the timely and proper fulfilment of the buyer's obligations. If these obligations are not met in a timely fashion, the delivery period shall be extended correspondingly. The delivery period will also be extended appropriately if its non-compliance is attributable to force majeure, e.g. war or similar events, such as a strike.

4.4 A delivery period or a delivery date shall be deemed to have been met if readiness to dispatch or pick-up is reported before expiry or the goods have departed from the plant or the warehouse or are handed over to the forwarding agent, the carrier or to another person entrusted with the transport.

4.5 Default of delivery is determined by the statutory provisions. But in any case, a reminder by the buyer is required.

4.6 In the event of default for delivery for which we are responsible, the buyer – if his claim of damage suffered is convincing – is exclusively entitled to demand a lump sum compensation for default in the amount of 0.5% of the order value, a maximum of 5% of the order value for each completed week of default. We reserve the right to prove to the buyer that no damage was suffered as a result of the default of delivery or that a substantially lower damage was incurred. Both claims for compensation by the buyer based on a delay in delivery and claims for compensation in lieu of performance, which extend beyond the above limit, are excluded in all cases of delayed delivery.

4.7 The rights of the buyer pursuant to item 8 of these terms of delivery and our legal rights, in particular in the event of an exclusion of the performance obligation (e.g. based on impossibility or unreasonableness of performance and/or subsequent performance) shall remain unaffected.

4.8 If we are responsible for the default of delivery, the buyer may withdraw from the contract if he has previously given us a reasonable grace period and it has expired without yielding a desired result. Upon our request, the buyer must inform us within a reasonable period of time whether he wishes to withdraw from the contract due to the delay of delivery or insists on delivery. This does not apply if a commercial transaction for a fixed date has been agreed.

5. Transfer of Risk

5.1 If no other arrangement is reached in the order confirmation, delivery „ex works“ (EXW, Incoterms® 2010) is agreed.

5.2 Upon the buyer's request we will take out transport insurance for the delivery to cover typical transport risks; the buyer will bear the costs incurred.

5.3 In agreed deliveries, the risk of accidental loss or accidental deterioration of the delivery is transferred to the buyer, to include freight pre-paid delivery as soon as the delivery has been transferred to the person performing the transport or for the purpose of dispatch, has left our warehouse.

5.4 If to fulfil our performance obligation we are obligated only to make the delivery ready for pick up at our location, the delivery is ready for dispatch and pick up and the pick-up is delayed for reasons for which we are not responsible, the risk of accidental loss or accidental deterioration of the delivery shall be transferred to the buyer as soon as the buyer has received notification of dispatch or pick-up readiness. If notification of dispatch readiness is not made, the risk is transferred to the buyer upon transfer of the goods to the carrier, but no later than upon departure from the plant or warehouse. This also applies when our transport facilities are used or prepaid delivery is made.

6. Reservation of Title

6.1 In all cases, we reserve the right of reservation of title to all goods delivered. Ownership is not transferred to the buyer until after complete payment.

6.2 The buyer shall promptly inform us of pledges or other interventions by third parties so that we can file an action pursuant to Section 771 ZPO [Code of Civil Procedure]. If the third party is not in a position to reimburse us for the court costs of such action, the buyer is liable for the shortfall we have incurred.

6.3 The buyer is entitled to resell the delivered goods in the ordinary course of business; however, with immediate effect, he assigns to us all claims in the amount of the invoiced final amount (including value added tax) that he accrues from the resale vis-à-vis his buyers or third parties, irrespective of whether the item was resold without or after processing. We accept this assignment with immediate effect.

6.4 The buyer shall also retain the right to collect the assigned claims after the assignment. Our authority to collect the claim ourselves shall remain unaffected. We are obliged, however, not to collect the claim as long as the buyer fulfills his payment obligations under the appropriated proceeds, is not in default of payment and no insolvency proceedings have been instituted against his assets or he has ceased making payments. As soon as we can collect on assigned claims ourselves, the buyer is obliged upon our request to disclose to us the assigned claims and their debtors, to give us all information required for collecting, to give us the corresponding documents and to report the assignment to the debtors (third parties).

6.5 The buyer is entitled to use the goods in the customary course of business and to process/transform them. The buyer will always process or transform the delivered goods for us. If the delivered goods are processed with other objects that do not belong to us, we shall acquire co-ownership of the new object in proportion to the value of the delivered goods to the other processed objects at the time of processing. With respect to the object created by the processing, the same applies as for the goods delivered under reservation.

6.6 If the delivered goods are inseparably commingled with other objects that do not belong to us, we shall acquire co-ownership of the new object in proportion to the value of the delivered goods to the other commingled objects at the time of commingling. If the commingling is carried out in a manner such that the delivered goods can be seen as the main object, it is agreed that the buyer shall transfer co-ownership proportionately. The buyer shall safeguard the thus created sole ownership or co-ownership for us.

6.7 Any conduct contrary to the terms of the contract by the buyer, in particular in the event of default of payment, entitles us to recover the goods delivered under reservation of title and the buyer is obliged to hand them over. If we take back or pledge the reserved goods, this shall not constitute a withdrawal from the contract. In the event we take back the delivered goods, we are entitled to exploit the delivered goods in the best way possible after issuing a prior, appropriate deadline. The proceeds from the exploitation shall be credited to our claims after deducting reasonable exploitation costs.

6.8 If particular measures are required for export transactions at the location where the delivered goods are located after delivery to render the pre-processed reservation of title or the assignment effective, the buyer shall point this out to us and carry out such measures at his own expense. If reservation of title or other pre-processed rights cannot be considered at the location in which the delivered goods are located after delivery, the buyer shall do everything to acquire security interests in the delivered goods for us that are closest to this right at his expense.

6.9 Upon request by the buyer, we are obliged to release the securities that we are entitled to as the realisable value of our securities that exceeds the claims to be secured by more than 10%. We are responsible for selecting the re-leasable securities.

6.10 The buyer is obliged to adequately insure the goods as long as our reservation of title applies.

7. Notification of Defects, Claims for Defects, Period of Limitation

7.1 If the buyer is a merchant, the assertion of warranty rights is conditional on his having properly complied with his inspection and notification of defects duties pursuant to Section 377 HGB. For entrepreneurs, this benchmark applies accordingly. The buyer shall promptly notify defects after receiving the goods, but no later than within eight calendar days after receipt, if possible in writing. The same period applies to hidden defects as of the date discovered. Claims for defects shall lapse for defects not notified in a timely manner.

7.2 We will repair defects in the delivered goods at our discretion or take back the goods and deliver (subsequent performance). We may refuse subsequent performance if it is possible only with disproportionate costs or disproportionate effort and another type of subsequent performance is without substantial disadvantages for the buyer.

7.3 If subsequent performance fails or if we refuse to do so, the buyer may withdraw from the contract or demand a reduction in the delivery price.

7.4 Claims for defects are invalid for defects that represent only an insignificant deviation of the delivered goods from the agreed composition, for defects that represent only an insignificant effect on usability, for natural wear and tear or damage caused after

transfer of risk as a result of faulty or negligent handling, excessive stress etc. If the buyer or a third party makes inappropriate changes or performs inappropriate repair work, no claims for defects shall apply to such actions and the resulting consequences.

7.5 Periods of limitation for claims for defects are:

- a) for the delivery of building materials that were installed and have caused defects in the structure, 5 years;
- b) for delivery of other new goods to entrepreneurs, 1 year;
- c) otherwise 2 years.
- d) For delivery of used goods to companies, liability for defects is excluded.
- e) The above periods at b) and d) do not apply to claims for compensation by the buyer for injury to life and limb or health or that are based on intentional or grossly negligent breach of duty by us, our legal representatives or our vicarious agents. These claims expire in accordance with the statutory provisions.
- f) Additional statutory special provisions on periods of limitation (in particular Section 438 para. 1 No. 1, para. 3, Sections 444, 445 b BGB) shall remain unaffected.

7.6 The period of limitation for claims for defects starts upon delivery of the object; if acceptance is required, as of acceptance.

7.7 For replacement delivery and remedying defects, the period of limitation for replaced or repaired goods, to include cases of goodwill, does not start anew. If in exceptional cases, an acknowledgement has been provided, it relates only to those defects that were the object of the demand for subsequent performance.

7.8 The periods of limitation under sales law listed under item 7.5 shall also apply to the buyer's contractual and extra-contractual claims for compensation, which are based on a defect in goods, unless the application of the standard statutory period of limitation (Sections 195, 199 BGB) would lead to a shorter period of limitation in an individual case. However, the buyer's claims for compensation pursuant to item 8.2 a) as well as pursuant to the Product Liability Act expire exclusively pursuant to the statutory periods of limitation.

7.9 Claims by the buyer for expenditures required for the purpose of subsequent performance are excluded if they are increased because the delivered goods were subsequently dispatched to a location other than the buyer's establishment, unless taking them to that location is in accordance with the intended use of the delivered goods.

7.10 The buyer's rights of recourse against us pursuant to Section 478 BGB obtain only if the buyer has not reached any agreements with his buyer that exceed statutory warranty rights. Item 7.9 applies accordingly to the scope of a right of recourse.

8. Other Liability

8.1 If no other arrangement is reached in these terms of delivery, including the following provisions, we are liable for the breach of contractual obligations and extra-contractual obligations pursuant to the statutory provisions.

8.2 With respect to compensation for damages we are liable – on whatever legal grounds – for fault-based liability in the event of intent and gross negligence. For simple negligence, we are liable, subject to a milder liability benchmark, pursuant to the statutory provisions (e.g. for care in one's own affairs) only

- a) for injury to life, limb or health,
- b) for damage arising from a not insignificant breach of a material contractual obligation (obligation the fulfilment of which is required to allow for the proper performance of the contract in the first place and compliance with which the contract party may regularly trust); in this case our liability is limited, however, to compensation for foreseeable and typical damage.

8.3 The limits of liability resulting from item 8.2 also apply in the event of breaches of duty by or to the benefit of persons whose fault we are responsible for under statutory regulations. They do not apply if we have maliciously concealed a defect or have given a guarantee of the composition of a product and to claims under the Product Liability Act.

8.4 With respect to a breach of duty that does not consist of a defect, the buyer may only withdraw or terminate if we are responsible for the breach of duty. The buyer's right to freely terminate the contract (in

particular pursuant to Sections 651, 649 BGB) is excluded. The statutory preconditions and legal consequences shall also apply.

9. Return of Goods

Returns of defective goods may be undertaken only after prior agreement and with our written consent. Freight collect returns of goods will not be accepted. Special fabrications, partial pack-aging and goods that are no longer saleable are excluded from returns. Goods returns for credit will be given credit after a deduction is made for processing in the amount of 20% of the net purchase price of the returned goods.

10. Export Restriction

Forwarding our goods, including the product descriptions to the USA or Canada is expressly prohibited and shall require our prior written approval.

11. Legal Venue, Place of Performance and Applicable Law

11.1 Exclusive legal venue for disputes arising between the contract parties is Eisenberg if the buyer is a merchant, a legal entity under public law or a public law special fund or if the buyer has no general legal venue in Germany. We are also entitled, however, to bring action at the buyer's headquarters or at another legal venue.

11.2 If no other arrangement is reached in the order confirmation, our registered office is the place of performance.

11.3 The law of the Federal Republic of Germany shall apply exclusively to the legal relationship and as a supplement to these provisions. Application of the UN Convention on Contracts for the International Sale of Goods (CISG) is excluded.

Sanitärtechnik Eisenberg GmbH
In der Wiesen 8
07607 Eisenberg
www.sanit.com
Tel: +49 (0) 36691 598-0

Applicable as of: 01.10.2018

Pipes and connectors

SANIT pipes and connectors meet the requirements of DIN EN 12056 in association with DIN 1986-100 and DIN EN 752.

This has resulted in changes to the designations of the products concerned. Up to now, the nominal diameter DN referred to the internal diameter of the pipe.

From 2006, SANIT amended its designations to be in line with EN standards. Now, the nominal diameter DN refers approximately to the external diameter of the pipes and connectors.

Please note the changes in particular in relation to the WC connectors, pre-wall installations and drainage systems.

SANIT designation OLD DN	Nominal diameter according to DIN EN 12056 NEW DN	Corresponding external diameter in mm
25	30	32
32	40	40
40	50	50
50	56	56
70	70	75
80	90	90
100	100	110
125	125	125
150	150	160
200	200	200

Thread designations

M – ISO metric thread according to DIN 13

G – thread in inches according to DIN EN ISO 228

R – male pipe thread (conical) according to DIN EN 10226

Declaration of Conformity with the European Chemicals Directive (REACH)

We hereby declare that our products comply with the European Chemicals Directive No. 1907/2006/EC (REACH).

Re: Information obligations in accordance with Art. 33

As a manufacturer of products as defined in the aforementioned Directive, we are a downstream user. These products are not subject to mandatory registration.

We do not produce any chemicals (substances) or preparations, nor do we import such products into the EU. Information regarding substances contained in primary and auxiliary products is based on information provided by our suppliers.

We place great value on the cultivation of trusting relationships with our suppliers, which form an important basis for ensuring compliance with the European Chemicals Directive throughout the supply chain. As such, and to the best of our current knowledge, our products, including their packaging, do not contain any substances of very high concern (SVHC), as specified in the Candidate List (Art. 59[1], in its latest version) of the European Chemicals Agency ECHA, to an extent of more than 0.1 mass % per product.

REACH: Information on structural elements containing leaded brass components

The Regulation (EU) No. 1907/2006 of the European Parliament and Council adopted on 18 December 2006 for the Registration, Evaluation, Authorisation and Restriction of Chemicals (REACH¹) provides that the „identification of Substances of Very High Concern (SVHC²) and the inclusion of these substances in the candidate list imposes a formal obligation to inform on importers, manufacturers and suppliers of a product containing such substances at a mass percentage of >0.1%“. On 27 June 2018 lead, EC No. 231-100-4, was included in the SVHC candidate list with the number CAS 7439-92-1. The lead content of brass and red brass usually is above 0.1%. This is why we inform industrial or professional users and dealers on this fact.

Brass is used in connectors of installation sets for urinal control systems and concealed cisterns, connecting nipples for filling valves and drain valves as well as small parts in drain sets for sinks, wash basins and tubs.

Responsible behavior in the sense of our environmental awareness has led in the last few years to a marked reduction of the non-ferrous metal content in our products. Wherever the use of lead is unavoidable, the lead content of the components was significantly reduced. The use of the so-called lead-free brass types, Pb³, makes it possible to do without lead almost completely.

The use of brass components for piping employed in the gas and potable water distribution systems remains unchanged. A list of permitted brass alloys for fittings and metal components in potable water distribution systems can be gathered from the UBA website: www.umweltbundesamt.de/sites/degault/files/medien/374/dokumente/10t_revision_4ms_scheme_for_metallic_materials_part_b.pdf

For more information on the REACH regulation we recommend the website of the European Chemicals Agency (ECHA): https://echa.europa.eu/documents/10162/23036412/nutshell_guidance_articles2_en.pdf/1e13dcce-b46b-43cb-904e-6c4675613e9d

¹ REACH: Registration, Evaluation, Authorisation and Restriction of Chemicals

² SVHC: Substance of Very High Concern

³ Pb³: Plumbum free, marking dedicated to brass materials with a lead content of < 0.1%

Certificates – Insurance – Test marks

SANIT has successfully achieved certification to DIN EN ISO 9001, DIN EN ISO 14001 and DIN EN ISO 50001 – Introduction of a modern quality management system, environmental management system and energy management system. The certificate is available to download from www.sanit.com.

SANIT has product liability insurance coverage with Allianz.

SANIT products are subject to extensive testing in accordance with national and international standards and have test marks, such as DIN, KIWA, NF, etc.



Sound insulation
Fraunhofer Institute
for Building Physics
Acoustics Dept., Stuttgart



25-year spare parts guarantee
for function-related
components of
SANIT concealed cisterns



Bauart geprüft
und überwacht



www.tuv.com
ID: 1111219530



100% in-house water
pressure testing of
all fill valves



10-year guarantee against breakage
of thermoplastic WC seats, shower
seats, folding seats and sinks

Sanit concealed elements and the rail system 996 are tested to the French standard NF017 and follow the DIN EN 997 “WC pans and objects with integral siphon” from May 2014.

The following testing loads were tested on a sufficiently stable construction:

- WC and bidet elements with 4 kN / 400 kg
- wash basin and urinal elements with 1.5 kN / 150 kg
- elements for fixing handles and supports with 1 kN / 100 kg

Special regulations have to be observed in case of free standing WC installations and installation walls.

International Sales

Ulrike Arnold
International Sales Management
Tel.: +49 (0) 9563 93130
E-Mail: U.Arnold@sanit.com

Ralf Küntzel
Area Sales Manager
Near and middle
East/Africa
Tel.: +49 (0) 36691 598951
E-Mail: R.Kuentzel@sanit.com

Area Sales Manager
Easteurope
operative support

Carmen Both-Naghmouchi
Tel.: +49 (0) 9563 93131
E-Mail: C.Both@sanit.com

Evelin Groß
Tel.: +49 (0) 36691 598362
E-Mail: E.Gross@sanit.com

Heidi Hentsch
Tel.: +49 (0) 36691 598358
E-Mail: H.Hentsch@sanit.com

Ines Wolf
Tel.: +49 (0) 36691 598955
E-Mail: I.Wolf@sanit.com

Ralf Kutke
Intercompany &
OEM Business
Tel.: +49 (0) 36691 598361
E-Mail: R.Kutke@sanit.com

Local Contact

Austria
Ernst Christöfl GmbH
Tel.: +43 3136 631660
office@christoefl.com
www.christoefl.com

Belgium
NICOLL S.A.
Tel.: +32 4 248 89 40
info.nicoll@nicoll.be
www.nicoll.be

Bulgaria
Aliaxis Utilities & Industry EOOD
Tel.: +359 2 958 17 46/48
stefan.minkov@aliaxis-ui.bg
www.aliaxis-ui.bg

**Czech Republic,
Slovak Republic,**
PAVEL MALENA
Tel.: +4 20 5 15 24 17 65
Tel.: +4 20 7 36 62 62 55
malena@fmtrading.cz
www.sanit.cz

France
NICOLL S.A.S
Tel.: +33 2 41 63 73 83
info@nicoll.fr
www.nicoll.fr

Great Britain
DHM PLASTICS LTD.
Tel.: +44 1622 852798
info@multikwik.com
www.dhmplastics.co.uk

Greece
Nicoll E.P.E
Tel.: +30 210 24 65 560
nicollepe@aliaxis.com
www.nicoll.gr

Hungary, Romania
ALIAxis Utility & Industry Kft.
Tel.: +3623 511 090
info@aliaxis-ui.hu
www.aliaxis-ui.hu

Iceland
Húsasmiðjan hf
Tel.: +354 525 3000
www.husa.is

Iandia
ASHIRVAD PIPES PVT. LTD.
Tel.: +91 99023 33333
info@ashirvad.com
www.ashirvad.com

Israel
YORAM RAHAV
Import & Marketing
Tel.: +972 3 9569933
monr@inter.net.il
www.yoram-rahav.co.il

Italy
REDI S.P.A.
Tel.: +39 051 617 5111
info.redi@aliaxis.com
www.redi.it

Kenya
ALIAxis BUILDING SOLUTIONS
West Africa Office
Tel.: +234 (0) 810 318 0708
oayeni@aliaxis.com
www.aliaxis-africa.com

Lebanon
N&A Najjar Abdo
Tel.: +961 3 887217
boudys@terra.net.lb

Local Contact

Lithuania

UAB „SIDABRINIS KRIOKLYS“,
Kestutis Neufeld
Tel.: +370 / 5 233 06 64
kestutis.n@sidabriniskrioklys.lt
www.sidabriniskrioklys.lt

Netherlands

AKATHERM BV
Tel.: +31 77 3088650
info@akatherm.nl
www.akatherm.com

New Zealand

DUX INDUSTRIES LTD
Tel.: 0800 367 389
dux@dux.co.nz
www.dux.co.nz

Nigeria

ALIAxis BUILDING SOLUTIONS
West Africa Office
Tel.: +234 (0) 810 318 0708
oayeni@alياهو.com
www.alياهو-africa.com

Poland

EDWARD MICHAŁ DOBRZYŃSKI
Tel.: +48 32 2 30 49 63
E.Dobrzynski@saniteisenberg.pl
www.saniteisenberg.pl

Russia

LLC ALIAxis UTILITIES AND
INDUSTRY
Tel.: +7 495 748 0889
info@alياهو-ui.ru
www.alياهو-ui.ru

Saudi Arabien

ALIAxis BUILDING SOLUTIONS
(ABS)
Tel.: +966 (0) 114533143
ialkassam@alياهو.com
www.alياهو-gulf.com

**Slovenia, Croatia, Serbia,
Macedonia, Bosnia and
Herzegovina, Kosovo**

ALEKSANDER CIMPERC
Tel.: +386 / 31 51 54 38
C4.maribor@siol.net
www.c4-maribor.si

Spain, Portugal

JIMTEN S.A.U.
Tel.: +34 96 510 90 44
international@jimten.com
www.jimten.com

Switzerland

ALIAxis UTILITIES &
INDUSTRY AG
Tel.: +41 81 725 41 70
info@alياهو-ui.ch
www.alياهو-ui.ch

Turkey

NANO GRANIT SERAMIK A.S.
Tel.: +90 533 514 6068
erkan.topaloglu@granitferro.com

Ukraine

DMITRI SHIGIR
Tel.: +38 096 7697770
sanit.ukraine@gmail.com

United Arab Emirates,

Kuwait, Qatar
ALIAxis BUILDING SOLUTION
(ABS)
Marketing Services DMCC
Tel.: +971 43 629 423
gulf@alياهو.com
www.alياهو-gulf.com

OEM
Germany / International**Andreas Hopf**

Key Account Manager

Tel.: +49 (0) 9563 93133

E-Mail: A.Hopf@sanit.com

Stefan Ulrich

Key Account Manager &

Business Development

Tel.: +49 (0) 9563 93160

E-Mail: S.Ulrich@sanit.com

Heike Dörfer

Tel.: +49 (0) 36691 598363

E-Mail: H.Doerfer@sanit.com


Susanne Tischer

Tel.: +49 (0) 36691 598966

E-Mail: S.Tischer@sanit.com



WA.000.00..0010



WA.000.00..0013




WA.000.00..0012



WA.000.00..0011



WA.000.00..0004



WA.000.00..0051



WA.000.00..0035



WA.000.00..0026



WA.000.00..0038



WA.000.00..0016



WA.000.00..0014



WA.000.00..0008



WA.000.00..0023



WA.000.00..0021



WA.000.00..0040



WA.000.00..0041



WA.000.00..0006



WA.000.00..0039



WA.000.00..0025



WA.000.00..0046



WA.000.00..0062



WA.000.00..0060

SANITÄRTECHNIK EISENBERG GMBH

Gewerbegebiet – In der Wiesen 8
D-07607 Eisenberg

Postfach 1149 | D-07601 Eisenberg

T +49 (0) 36 691 598–0
F +49 (0) 36 691 598–88 000

www.sanit.com | info@sanit.com

