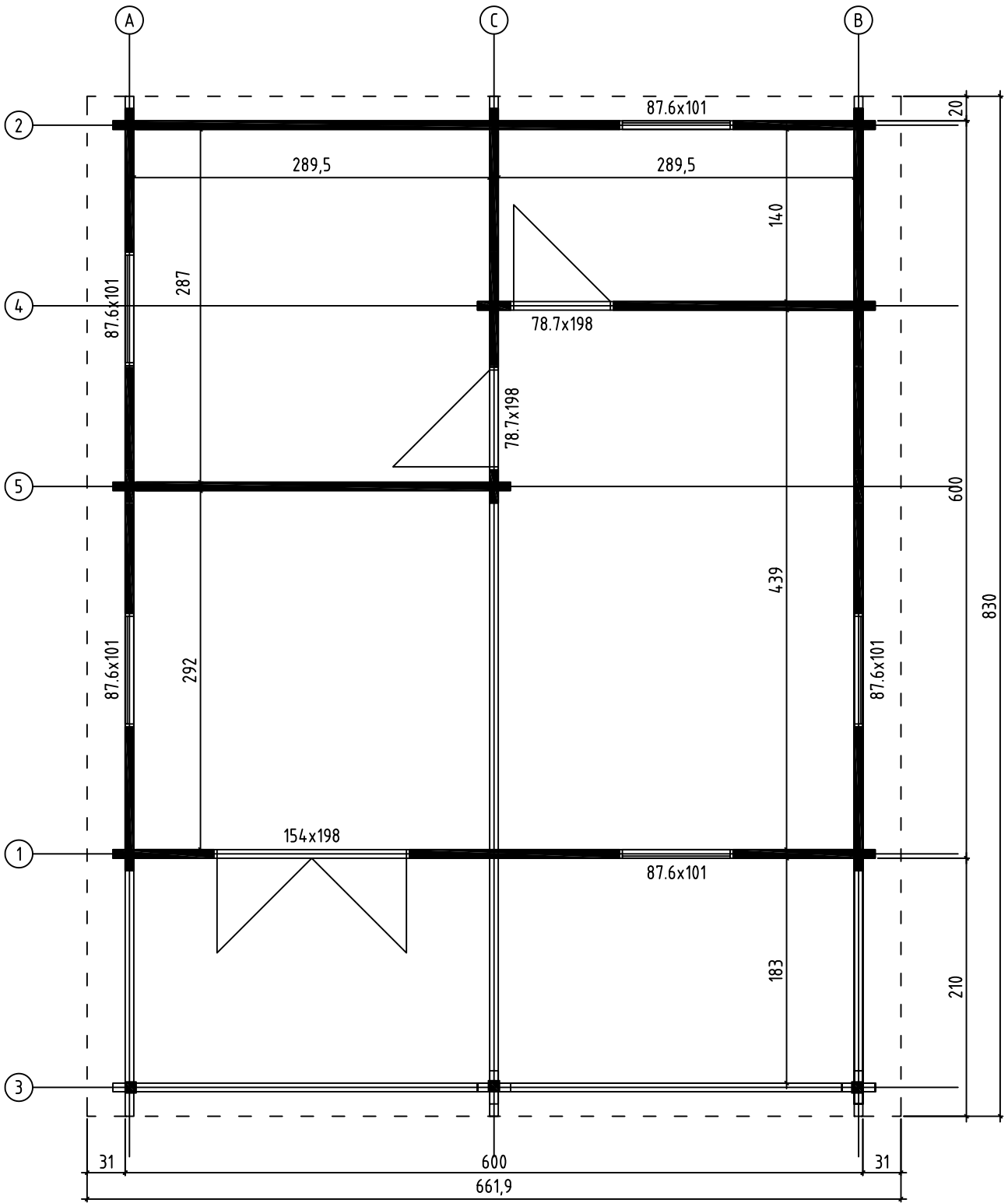


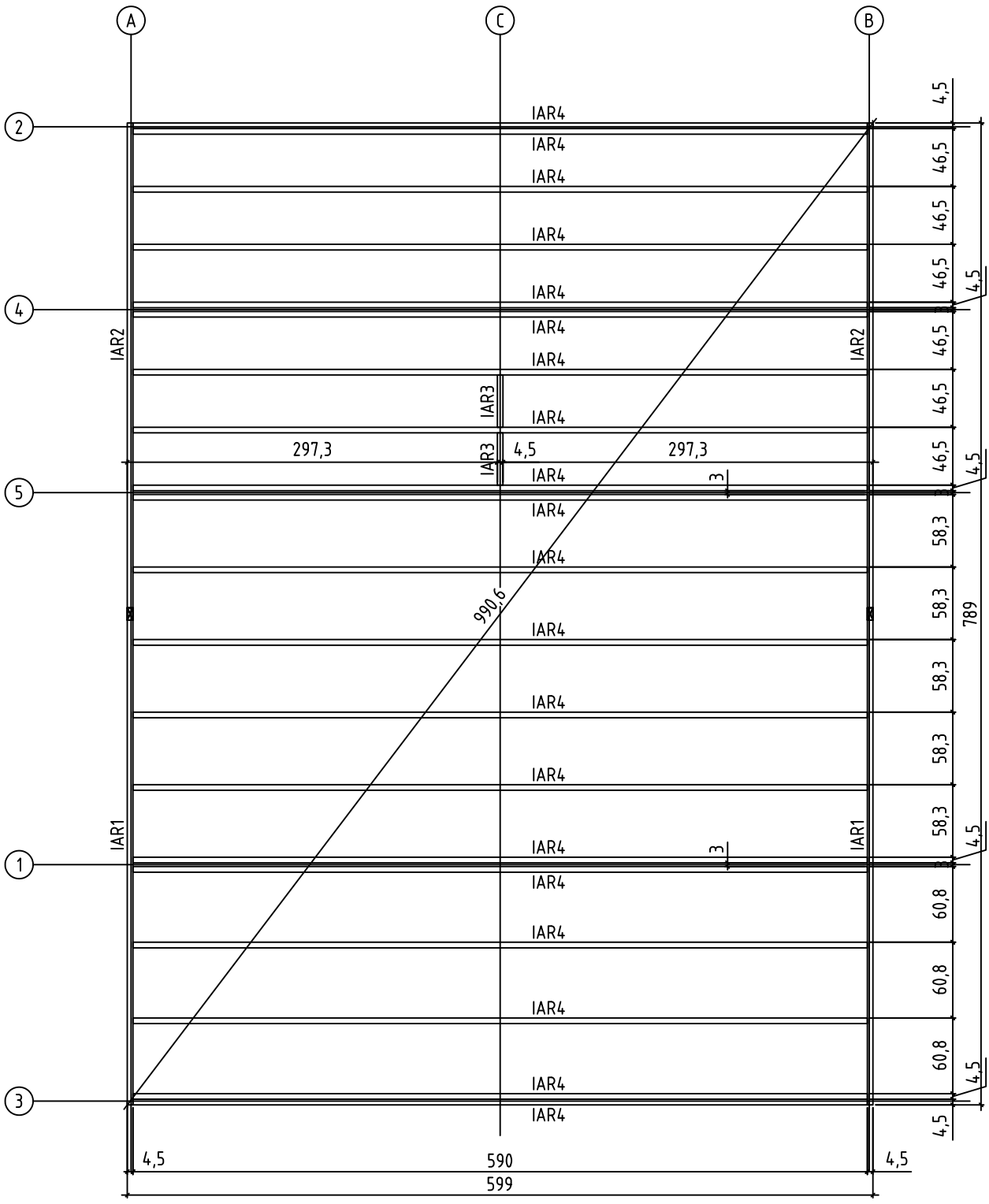
Tennessee 70
Art.Nr. 7012041



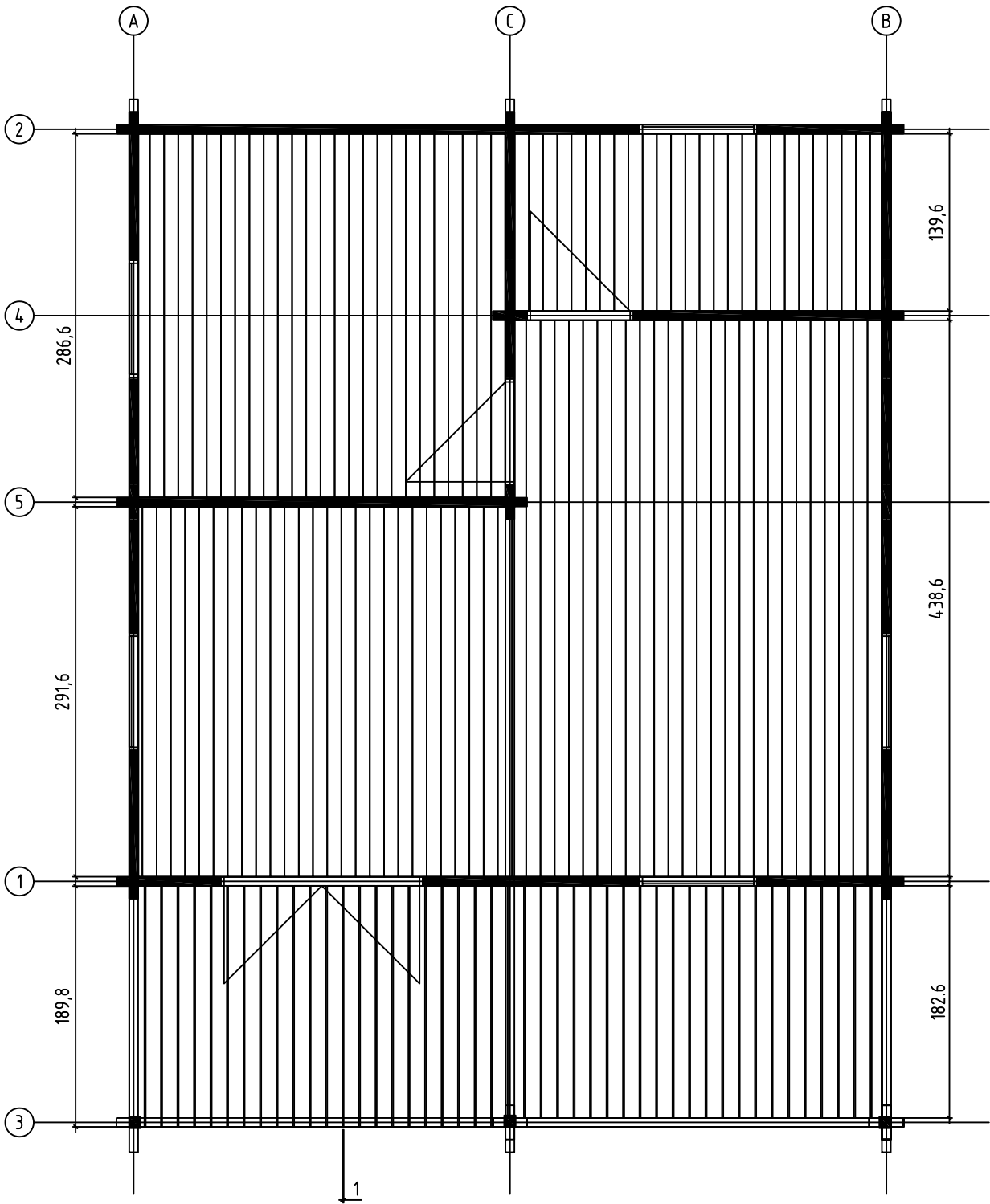
Tennessee 70, Art.No.7012041
GROUNDPLAN - GRUNDPLAN - PLAN DE MASSE

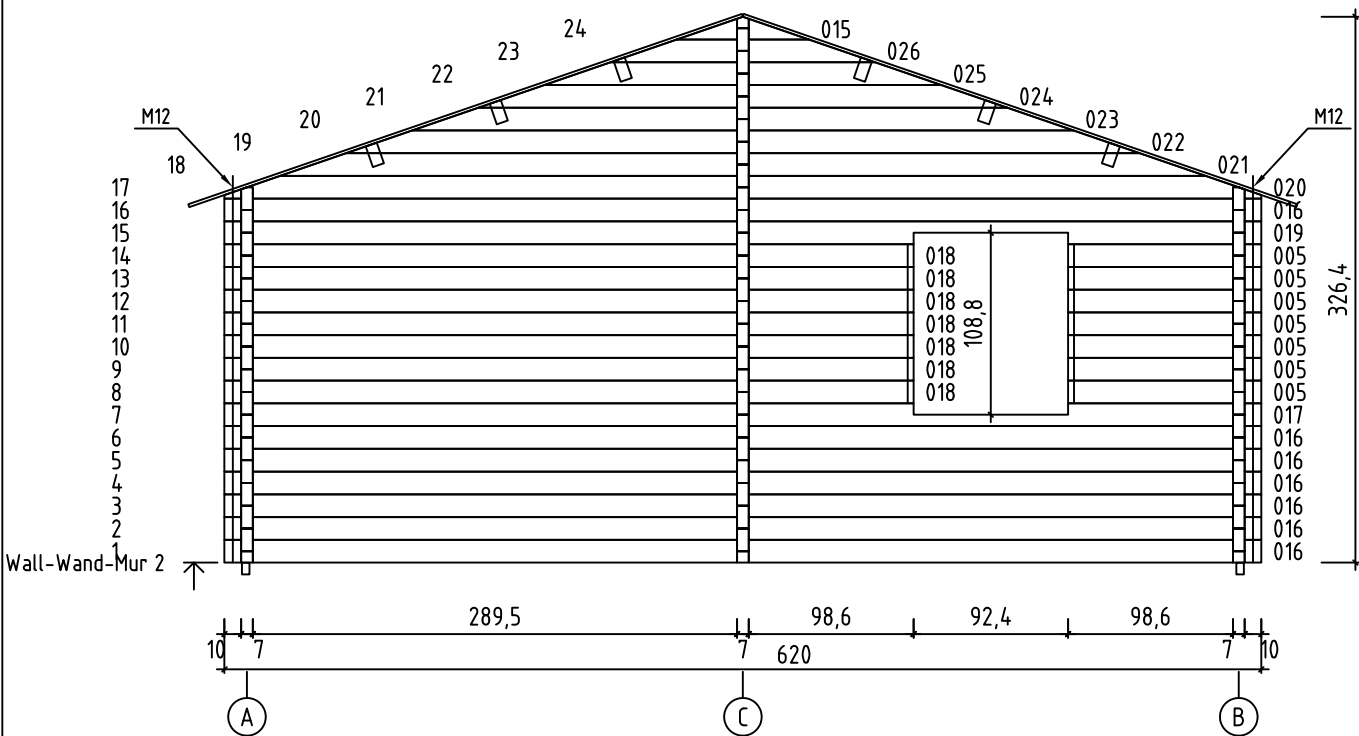
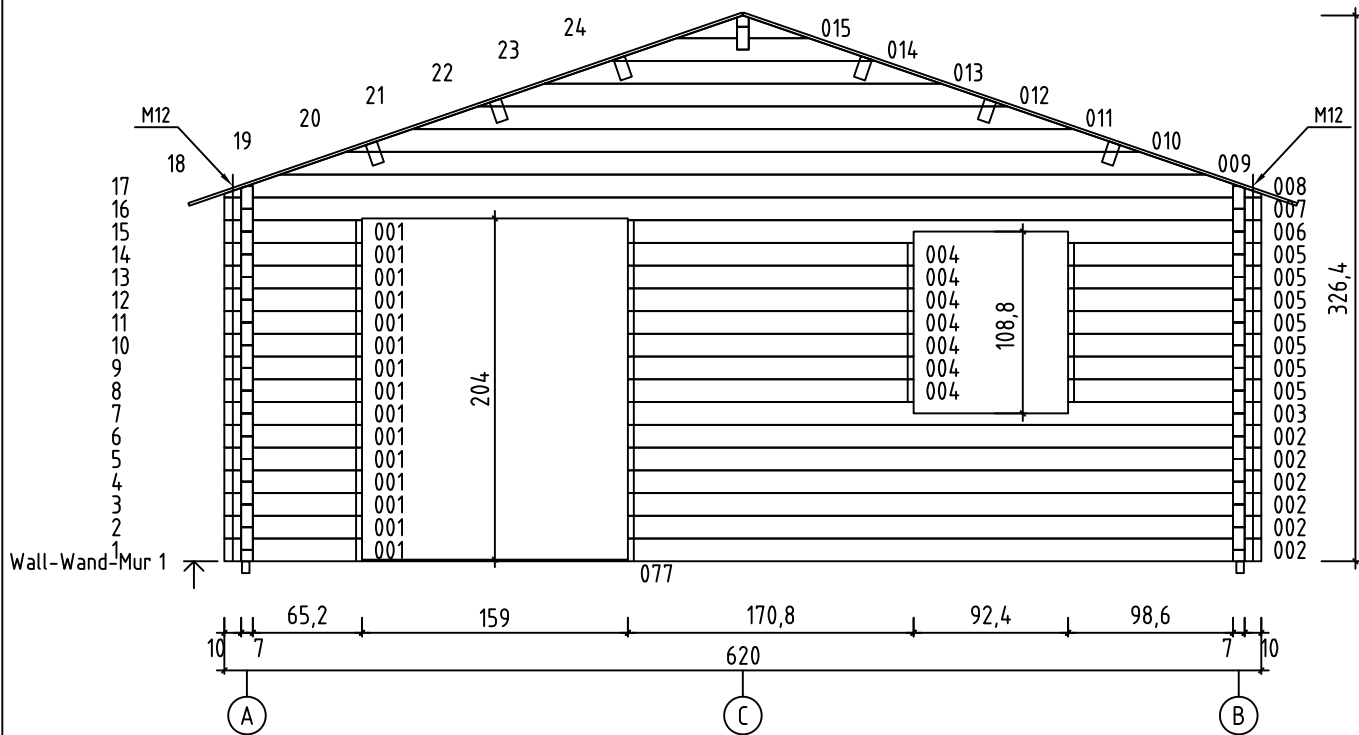


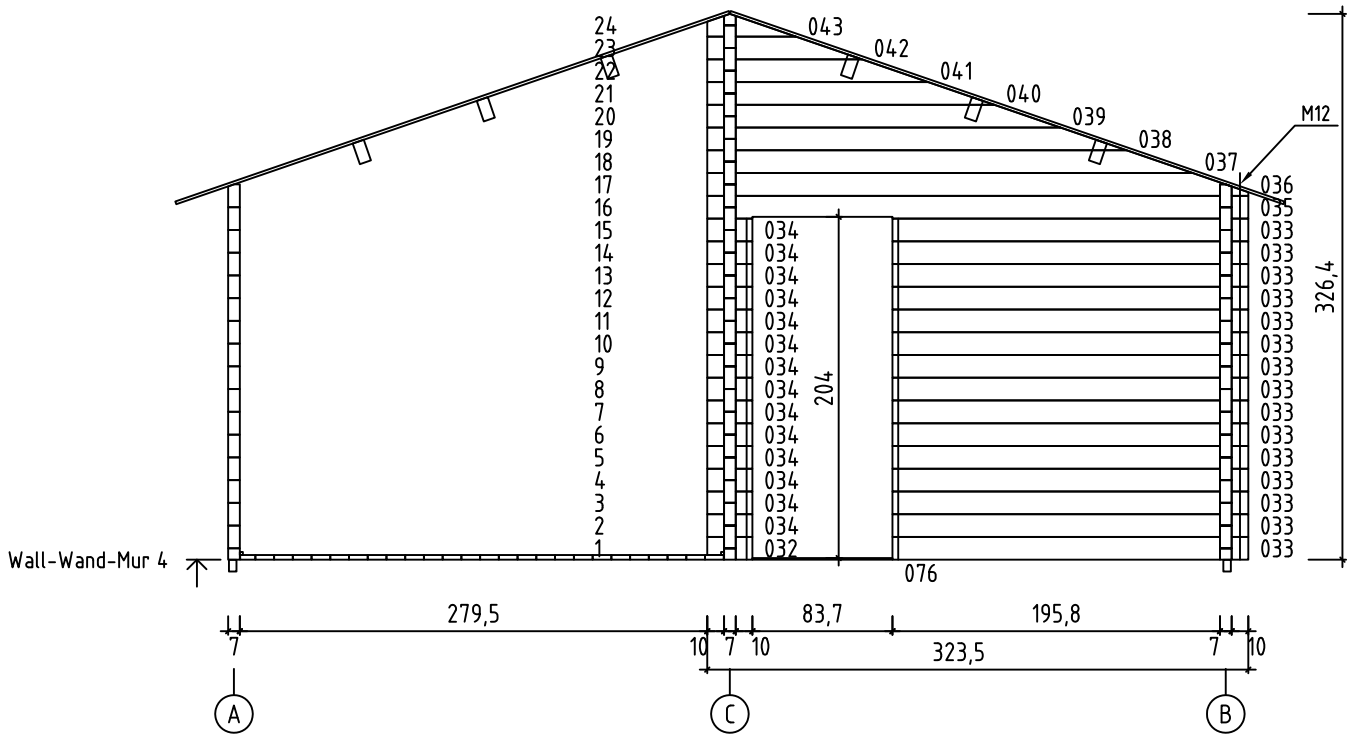
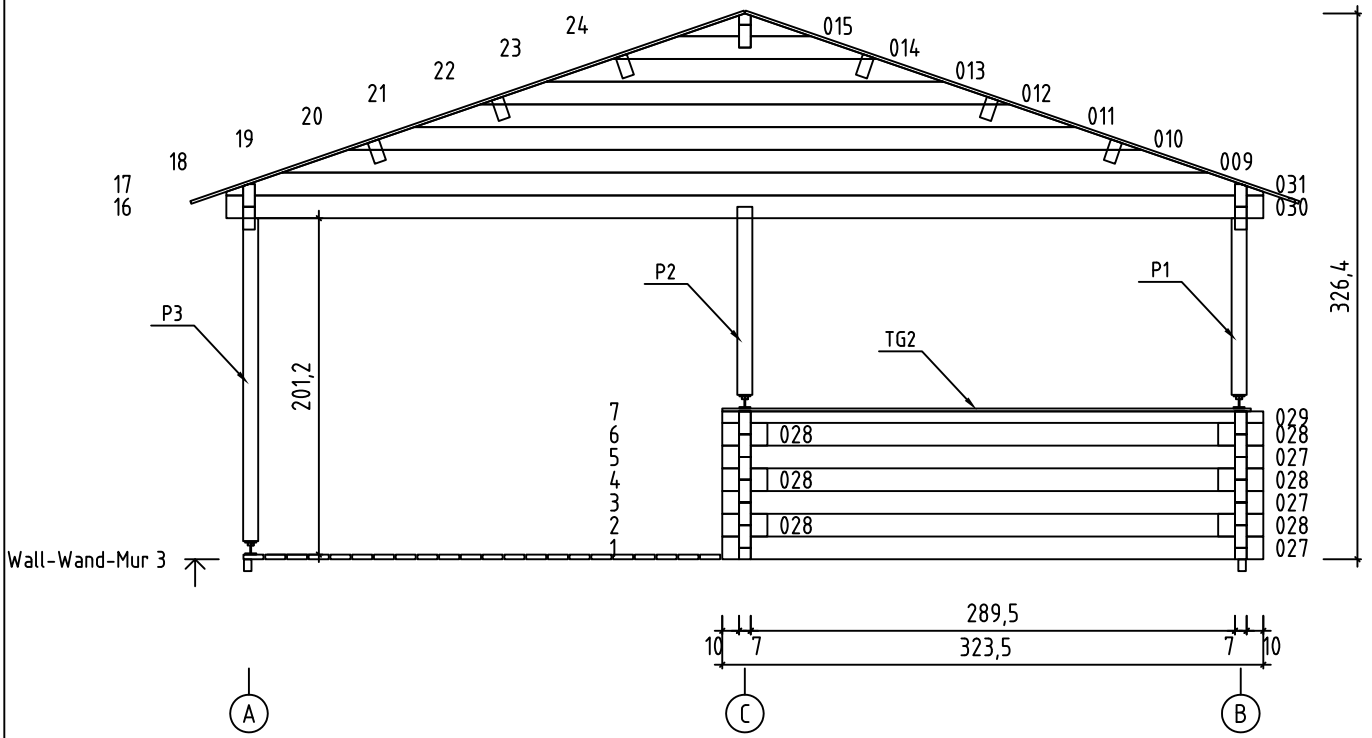
Tennessee 70, Art.No.7012041
 FOUNDATION - FUNDAMENT - FONDATION

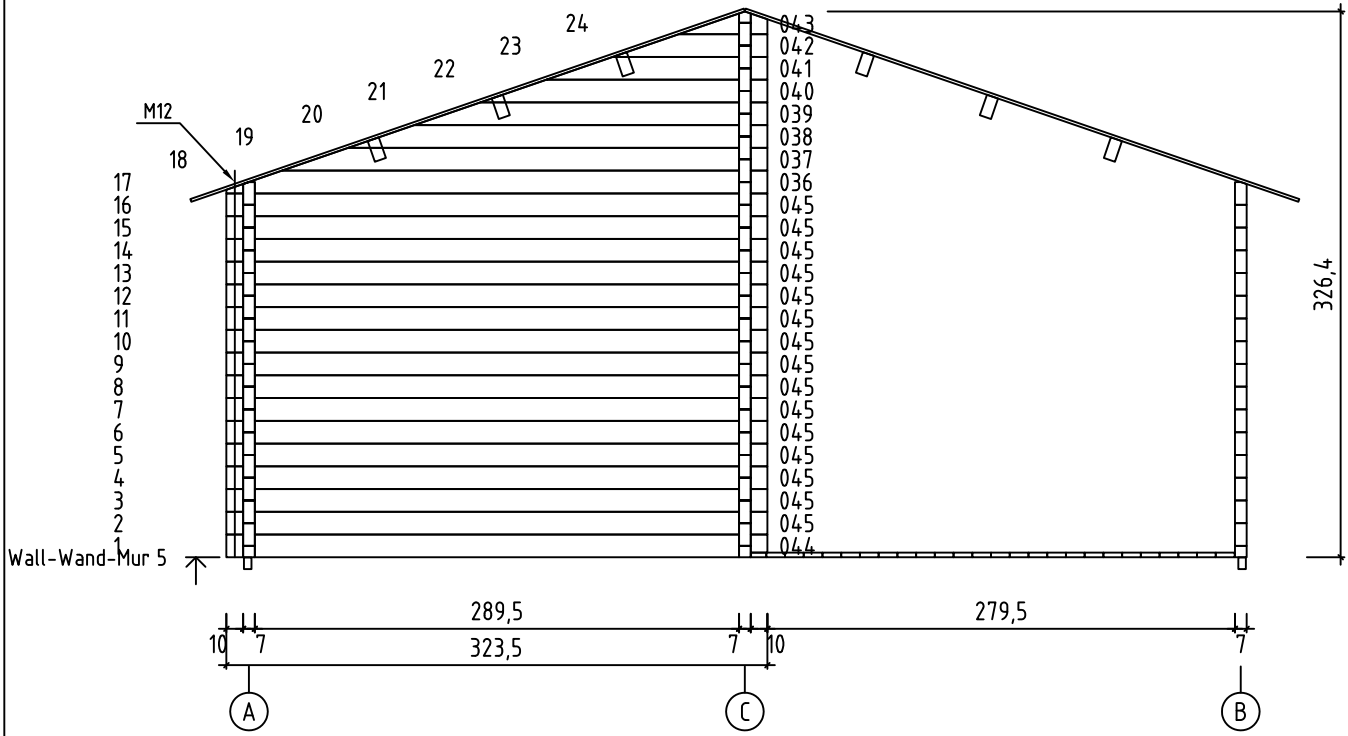


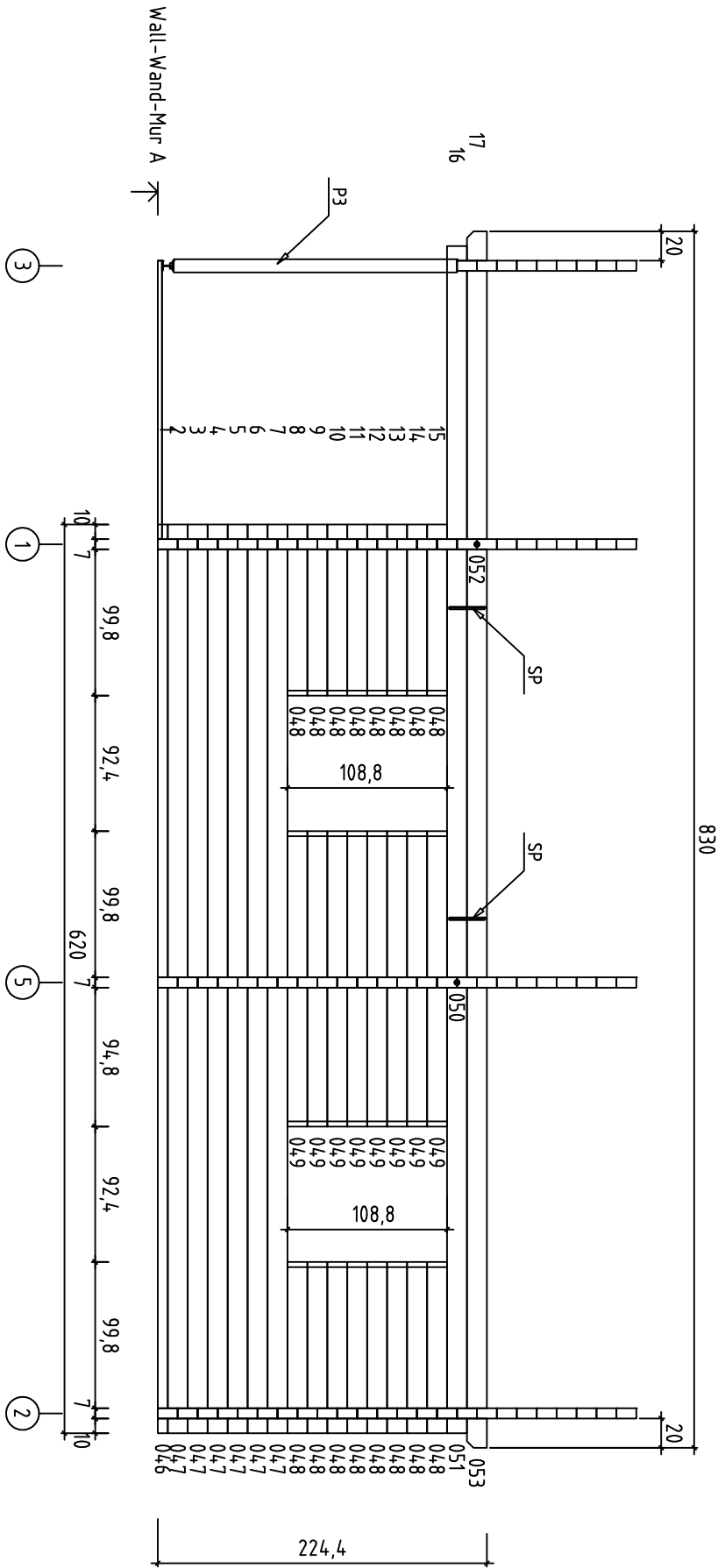
Tennessee 70, Art.No.7012041
FLOOR BOARDS - FUSSBODENBRETTER - PLAN POSE PLANCHER

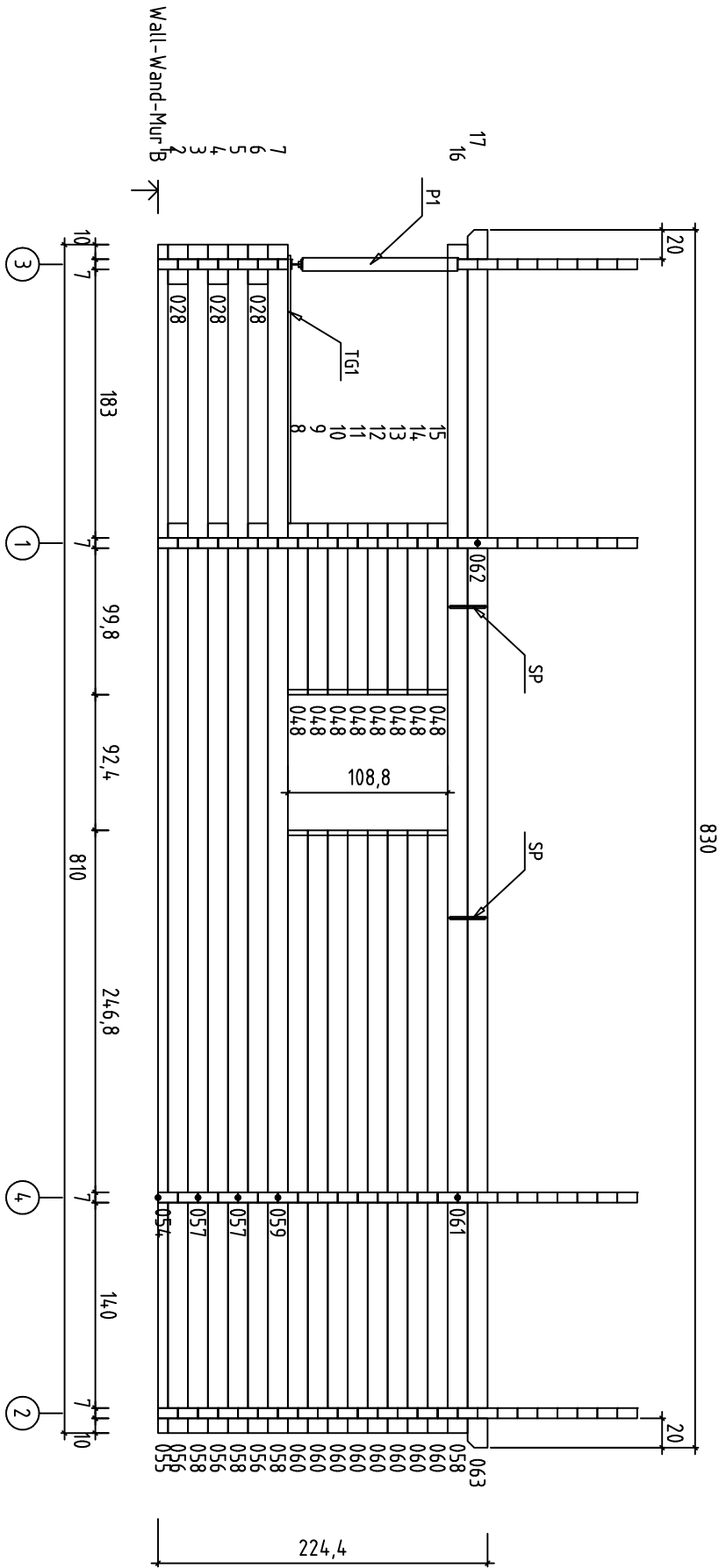


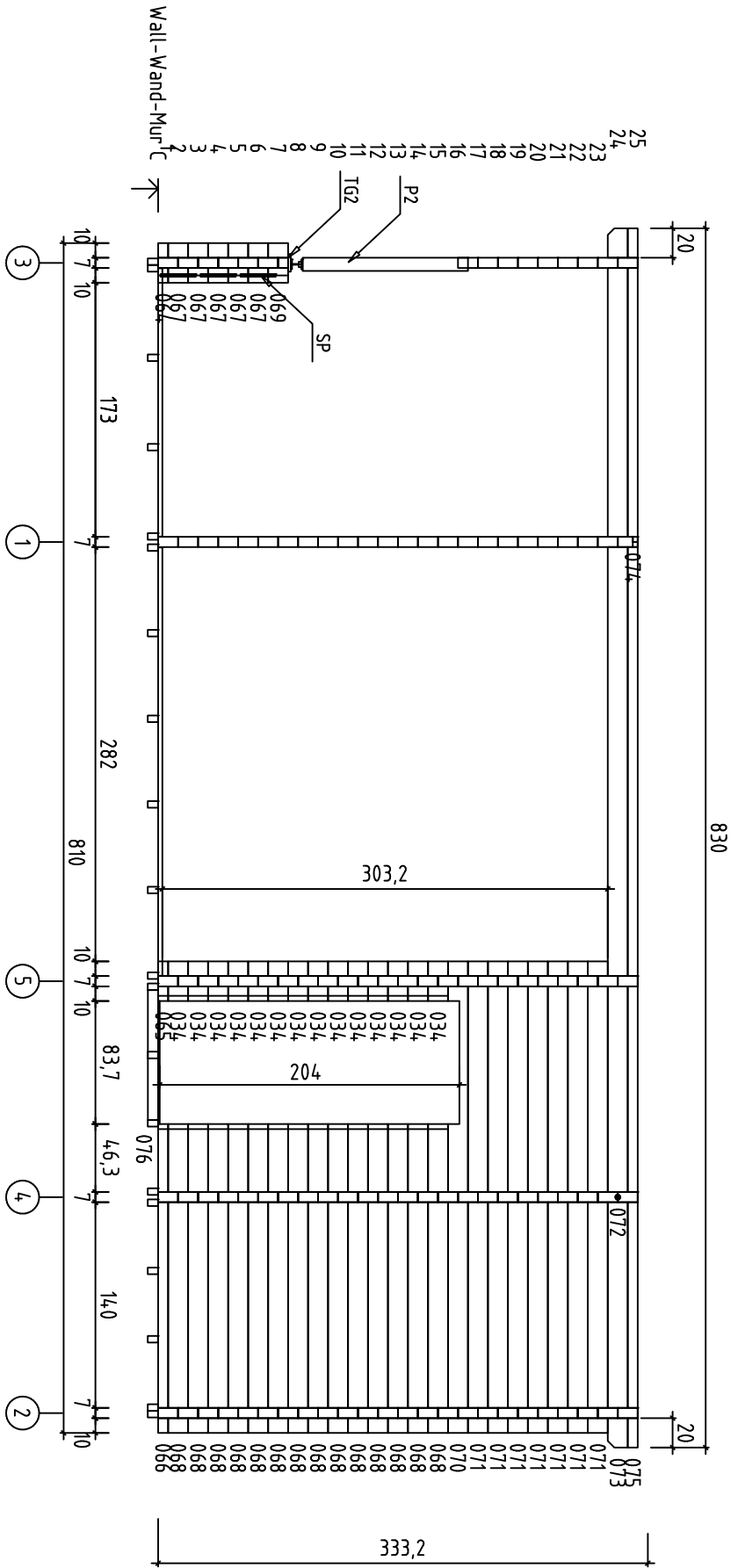


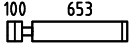




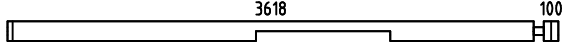
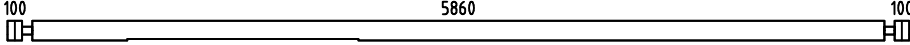
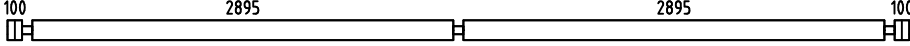
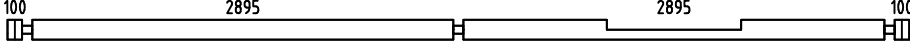

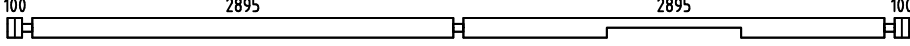
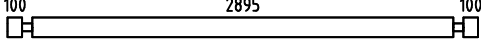

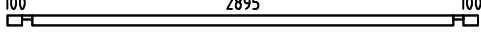


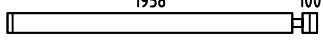

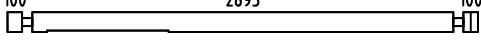
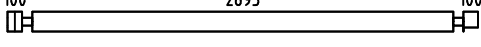
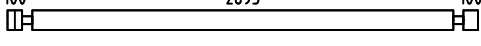
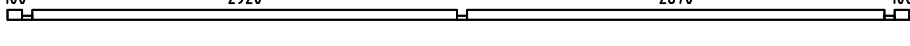
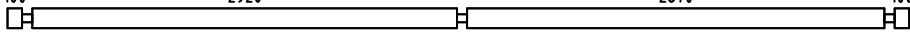

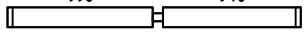



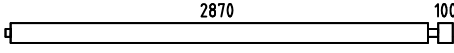

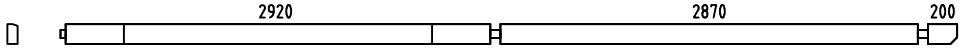
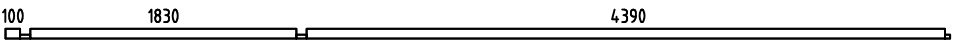
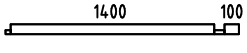










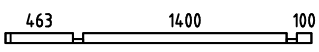

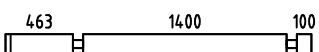

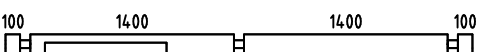
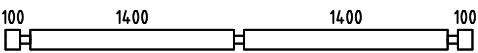








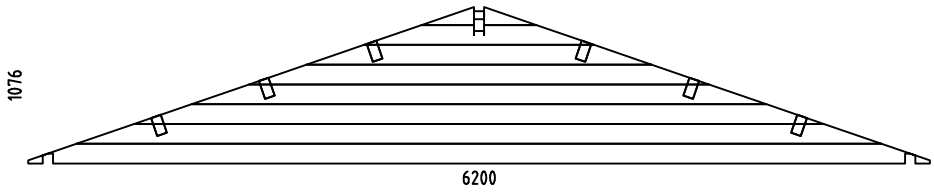
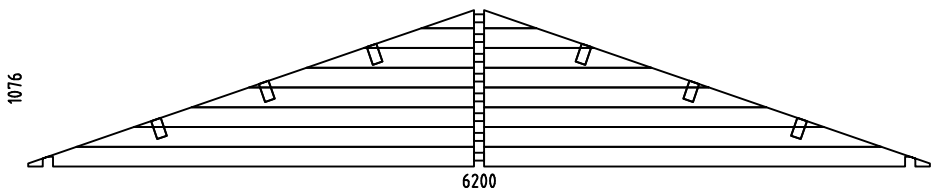
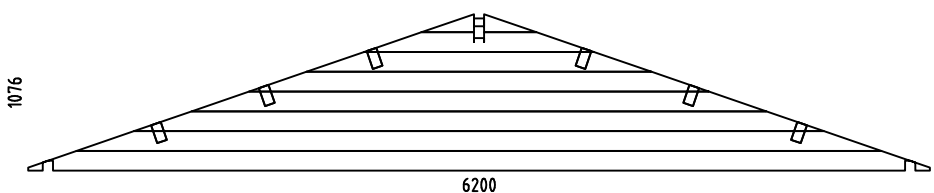
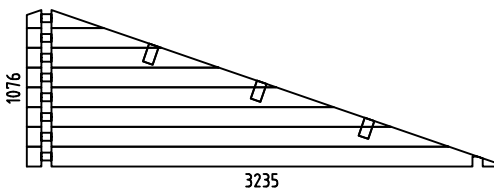
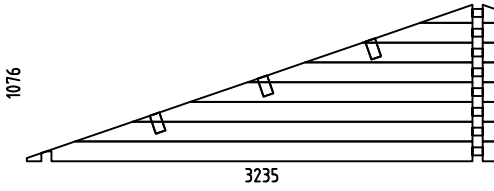




















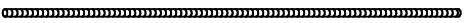








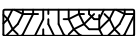







































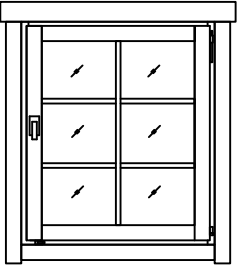
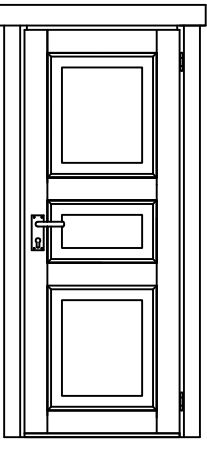
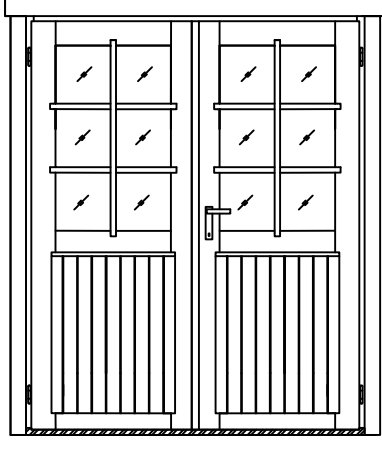
Pos	Tennessee 70, Art.No.7012041 Piece list - Stückliste - Liste des pieces	Q.	P (mm)	L (mm)
001		15	70x136	823
002		6	70x136	3788
003		1	70x136	3788
004		7	70x136	1708
005		14	70x136	1156
006		1	70x136	3788
007		1	70x136	6200
016		7	70x136	6200
017		1	70x136	6200
018		7	70x136	4120
019		1	70x136	6200
027		3	70x136	3235
028		9	70x136	270
029		1	70x68	3235
030		1	70x136	6200
032		1	70x136	270
033		15	70x136	2128
034		28	70x136	270
035		1	70x136	3235
044		1	70x136	3235
045		15	70x136	3235
046		1	70x68	6200
047		6	70x136	6200
048		24	70x136	1168
049		8	70x136	2016

Pos	Tennessee 70, Art.No.7012041 Piece list - Stückliste - Liste des pieces	Q.	P (mm)	L (mm)
050		1	70x136	5025
051		1	70x136	3075
052		1	70x136	2135
053		1	70x136	6165
054		1	70x68	6495
055		1	70x68	1605
056		3	70x136	6200
057		2	70x136	6495
058		4	70x136	1605
059		1	70x136	6495
060		8	70x136	4108
061		1	70x136	6495
062		1	70x136	2135
063		1	70x136	6165
064		1	70x68	270
065		1	70x68	270
066		1	70x68	2103
067		5	70x136	270
068		14	70x136	2103
069		1	70x136	270
070		1	70x136	3210
071		7	70x136	3210
072		1	70x136	6595
073		1	70x136	1705
074		1	70x68	2135

Pos	Tennessee 70, Art.No.7012041 Piece list - Stückliste - Liste des pieces	Q.	P (mm)	L (mm)
075		1	70x68	6165
076		2	70x10	837
077		1	70x10	1590
W1-1		1		
W2-1		1		
W3-1		1		
W4-1		1		
W5-1		1		
IAR4	FOUNDATION - FUNDAMENT - FONDATION 	20	45x70	5900
IAR1	FOUNDATION - FUNDAMENT - FONDATION 	2	45x70	3995
IAR2	FOUNDATION - FUNDAMENT - FONDATION 	2	45x70	3995
IAR3	FOUNDATION - FUNDAMENT - FONDATION 	2	45x70	420
A-PR3	ROOF BEAM - DACHBALKEN - PANNE DE TOIT 	3	70x140	6645
A-PR1	ROOF BEAM - DACHBALKEN - PANNE DE TOIT 	3	70x140	5175
A-PR2	ROOF BEAM - DACHBALKEN - PANNE DE TOIT 	3	70x140	3225
A-PR4	ROOF BEAM - DACHBALKEN - PANNE DE TOIT 	3	70x140	1755

Pos	Tennessee 70, Art.No.7012041 Piece list - Stückliste - Liste des pieces		Q.	P (mm)	L (mm)
PTL	FLOOR BOARDS - FUSSBODENBRETTER - LAME DE PLANCHER		26	112x28	4386
PTL	FLOOR BOARDS - FUSSBODENBRETTER - LAME DE PLANCHER		27	112x28	2916
PTL	FLOOR BOARDS - FUSSBODENBRETTER - LAME DE PLANCHER		26	112x28	2866
PTL	FLOOR BOARDS - FUSSBODENBRETTER - LAME DE PLANCHER		26	112x28	1396
	ROOF BOARDS - DACHBRETTER - VOLIGES		186	90x18	3500
SV2	TERRACE BOARDS - TERRASSENBRETTER - PLANCHER DE TERRASSE		22	120x28	1898
SV2	TERRACE BOARDS - TERRASSENBRETTER - PLANCHER DE TERRASSE		24	120x28	1826
FL	FLOOR FILLET-FUSSBODENLEISTE - CORNIERE DE FINITION DU PLANCHER			14x40	40.6 m.
DPL	ROOFING FELT FILLET - DACHPAPPENLEISTE - BAGUETTE DE FIXATION DU FEUTRE BITUMEUX		4	18x58	3550
M12	TREADED ROD M12 - GEWINDESTANGE M12 - TIGE FILETÉE M12		6		245
M12	TREADED ROD M12 - GEWINDESTANGE M12 TIGE FILETÉE M12		6		2000
LPL	FIXING FILLET - FIXIRUNGSLEISTE - PROFIL DE FIXATION		2	20x70	787
LPL	FIXING FILLET - FIXIRUNGSLEISTE - PROFIL DE FIXATION		10	20x70	876
LPL	FIXING FILLET - FIXIRUNGSLEISTE - PROFIL DE FIXATION		10	20x70	1050
LPL	FIXING FILLET - FIXIRUNGSLEISTE - PROFIL DE FIXATION		1	20x70	1540
LPL	FIXING FILLET - FIXIRUNGSLEISTE - PROFIL DE FIXATION		6	20x70	2000
P1	POST - PFOSTEN - POTEAU		1	90x90	1057
P2	POST - PFOSTEN - POTEAU		1	90x90	1125
P3	POST - PFOSTEN - POTEAU		1	90x90	1932
TB	EAVES BOARD - TRAUFBRETT - BANDEAU DE TOIT		4	18x90	4150
DRV	ROOF EDGE REINFORCEMENT - DACHRANDVERSTÄRKUNG - CORNIERE DE RENFORT DE BORD DE TOIT		4	28x34	4150
TBE6	FIXING FILLET FOR WINDOW - FIXIRUNGSLEISTE FÜR FENSTER - PROFIL DE FIXATION DES FENETRES		4	28x34	884
TBE6	FIXING FILLET FOR WINDOW - FIXIRUNGSLEISTE FÜR FENSTER - PROFIL DE FIXATION DES FENETRES		6	28x34	1050
TBE6	FIXING FILLET FOR DOOR - FIXIRUNGSLEISTE FÜR TÜR - PROFIL DE FIXATION DES PORTES		2	28x34	1904
TBE6	FIXING FILLET FOR DOOR - FIXIRUNGSLEISTE FÜR TÜR - PROFIL DE FIXATION DES PORTES		2	28x34	2000

Pos	Tennessee 70, Art.No.7012041 Piece list - Stückliste - Liste des pieces	Q.	P (mm)	L (mm)
TG1	GUARD-RAIL FOR TERRACE - TERRASSEN- GELÄNDER - MAIN COURANTE DE TERRASSE 	1	18x120	1825
TG2	GUARD-RAIL FOR TERRACE - TERRASSEN- GELÄNDER - MAIN COURANTE DE TERRASSE 	1	18x120	3162
GL	GABLE MOULDING - GIEBELLEISTE PLANCHE DE RIVE 	4	18x120	3550
SH70	HAMMER BLOCK - SCHLAGHOLZ - CALLE DE FRAPPE 	1		
GS	GABLE SEGMENT-DECKBLATT - LOSANGE DE FINITION 	2		
SP	HIDDEN FIXING - HOLZDÜBEL - TOURILLON BOIS 	7		
KL4	LENGTHENING BOLT FOR TREADED ROD - VERLÄNGERUNGSMUTTER FÜR GEWINDESTANGE - MANCHON DE RACCORDEMENT DE TIGE FILETÉE 	6		
KL1	DRIVE NUT TREADED ROD - EINSHLAGMUTTER FÜR GEWINDESTANGE - ÉCROU A FRAPPER POUR TIGE FILITÉE 	6		
KL2	NUT FOR TREADED ROD - MUTTER FÜR GEWINDESTANGE - ÉCROU POUR TIGE FILETÉE 	6		
KL3	PLAIN WASHER TREADED ROD - UNTERLEGSSCHEIBE FÜR GEWINDESTANGE - RONDELLE PLATE POUR TIGE FILETÉE 	6		
HS12	SCREW FOR GABLE SEGMENT - SCHRAUBEN FÜR DECKBLATT - VIS POUR FIXATION LOSANGE DE FINITION 	4	3.5x50	
HS83	SCREW FOR FIXING FILLET - SCHRAUBEN FÜR FIXIRUNGSLEISTE - VIS POUR PROFIL DE FIXATION 	133	3.5x50	
HS84	SCREW FOR FIXING FILLET - SCHRAUBEN FÜR FIXIRUNGSLEISTE - VIS POUR PROFIL DE FIXATION 	60	3.5x50	
HS16	SCREW FOR GABLE MOULDING - SCHRAUBEN FÜR GIEBELLEISTE - VIS DE FIXATION POUR PLANCHE DE RIVE 	40	3.5x50	
HS32	SCREW FOR EAVES BOARDS - SCHRAUBEN FÜR TRAUFBRETT - VIS DE FIXATION POUR BANDEAU DE TOIT 	36	4x40	
HS26	SCREW FOR ROOF EDGE REINFORCEMENT - SCHRAUBEN FÜR DACHRANDVERSTÄRKUNG - VIS POUR RENFORT DE BORD DE TOIT 	36	4x40	
HS30	SCREW FOR TERRACE REAR BOARDS - SCHRAUBEN FÜR TERRASSENRAND - VIS DE FIXATION POUR MAIN COURANTE DE TERRASSE 	15	4x40	
HS34	SCREW FOR POST - SCHRAUBEN FÜR PFOSTEN - VIS DE FIXATION DES POTEAUX 	6	4x60	
HS40	SCREW FOR 1. WALL BEAM - SCHRAUBE FÜR 1. BOHLENREIHE - VIS DE FIXATION DES FONDATIONS 	21	5x120	
HS42	SCREW FOR GABLE - SCHRAUBEN FÜR GIEBEL - VIS POUR FIXATION DES PIGNONS 	66	5x120	
HS43	SCREW FOR ROOF BEAMS - SCHRAUBEN FÜR DACHBALKEN - VIS POUR PANNE DE TOIT 	55	5x120	
HS39	SCREW FOR FUNDAMENT - SCHRAUBEN ZUR BEFESTIGUNG FUNDAMENT - VIS POUR FONDATION 	60	5x90	
HS49	SCREW FOR POST HEIGHT ADJUSTMENT - SCHRAUBEN FÜR REGULIERUNGS- SCHRAUBE FÜR PFOSTEN - VIS DE FIXATION DE SUPPORT RÉGLABLE DE POTEAU 	24	6x50	
MS	SCREW FOR DOORSTEP - SCHRAUBEN FÜR TÜRSCHWELLE - VIS DE FIXATION DU SEUIL DE PORTE 	7	4.5x65	
NFD	ZN NAIL FOR ROOFING FELT FILLET - ZN NÄGEL FÜR DACHPAPPENLEISTE - POINTE POUR BAGUETTE FIXATION FEUTRE BITUMEUX 	32	2x40	

Pos	Tennessee 70, Art.No.7012041 Piece list - Stückliste - Liste des pieces	Q.	P (mm)	L (mm)
NF3	ZN NAIL FOR TERRACE - ZN NÄGEL FÜR TERRASSENBRETTTER - POINTE POUR PLANCHER DE TERRASSE 	368	2x50	
NFF	ZN NAIL FOR FILLETS - ZN NÄGEL FÜR LEISTEN - POINTE POUR CORNIERE 	81	1.4x40	
NF2	ZN NAIL FOR ROOF - ZN NÄGEL FÜR DACHBRETTTER - POINTE POUR TOIT 	972	2x50	
NH1	ZN NAIL FOR FLOOR - ZN NÄGEL FÜR FUSSBODENBRETTTER - CLOUS POUR PLANCHER 	885	2x50	
RFP	POST HEIGHT ADJUSTMENT - REGULIERUNGSSCHRAUBE FÜR PFOSTEN - SUPPORT RÉGLABLE DE POTEAU 	3		
ORZ	MONTAGE SET FOR DOORS AND WINDOWS - MONTAGE-SET FÜR TÜREN UND FENSTER - JEU DE MONTAGE PORTES ET FENETRES	1		
2+ A.6P.a	WINDOW-FENSTER-FENETRE 916x1050 	5		
U.3TP.b	DOOR-TÜR-PORTE 827x2000 	2		
2+ TU.26P.b	DOOR-TÜR-PORTE 1580x2000 	1		

