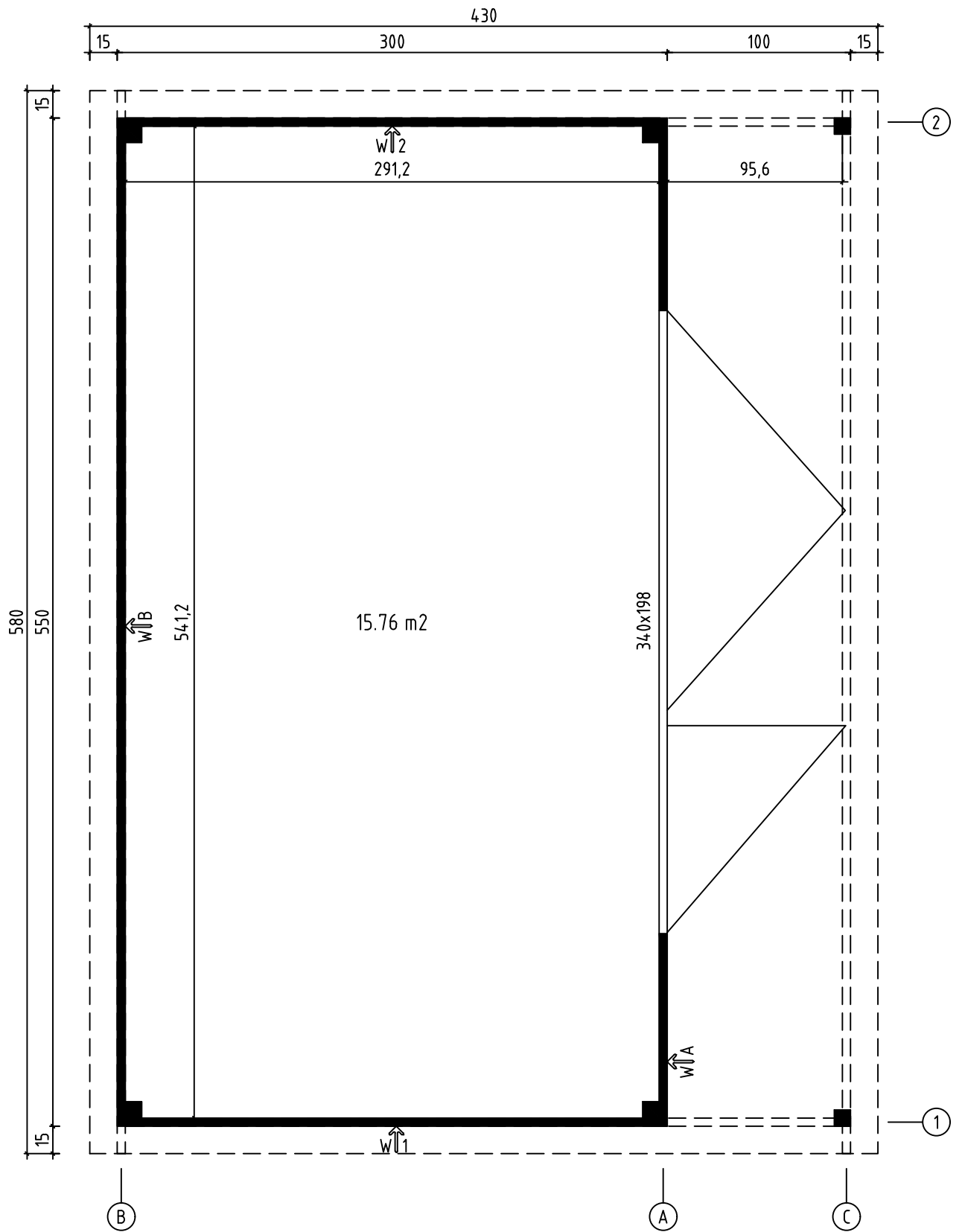


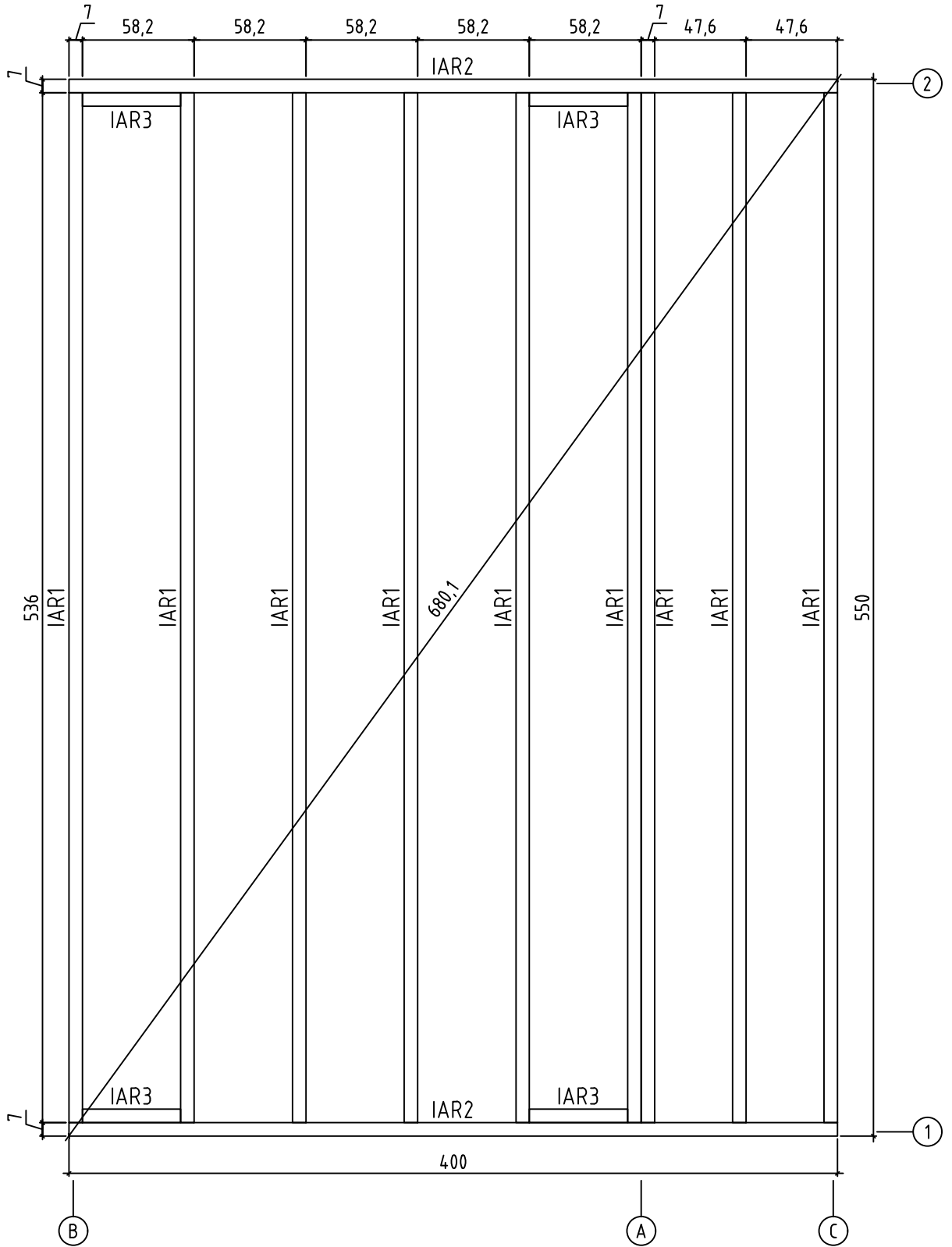
Liverpool 3
Art. Nr.4428319




GROUNDPLAN - GRUNDPLAN - PLAN DE MASSE




FOUNDATION - FUNDAMENT - FONDATION




FLOOR BOARDS - FUSSBODENBRETTER - LAME DE PLANCHER
TERRACE BOARDS - TERRASSENBRETTER - PLANCHER DE TERRASSE



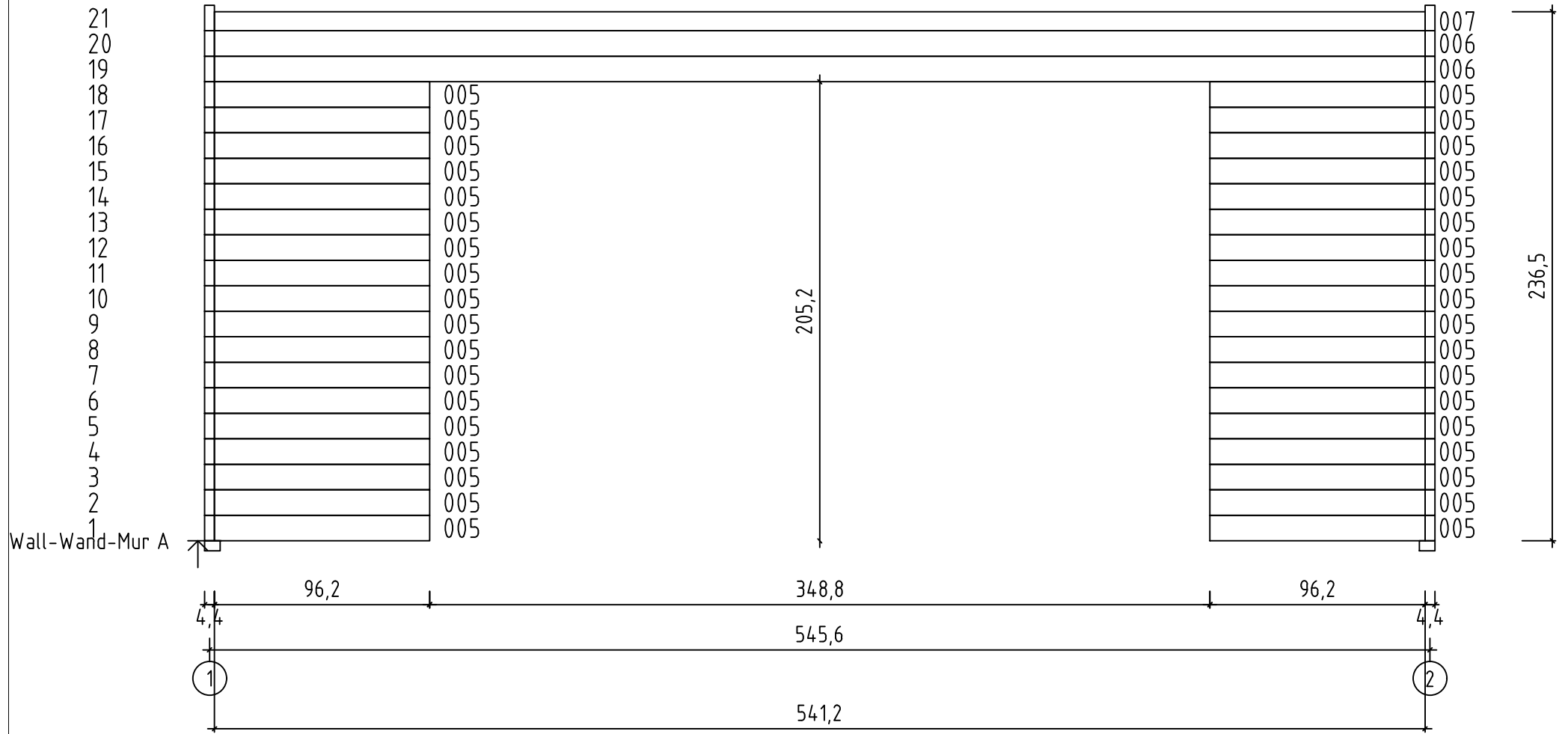
4428319 - Liverpool 3




4428319 - Liverpool 3




4428319 - Liverpool 3



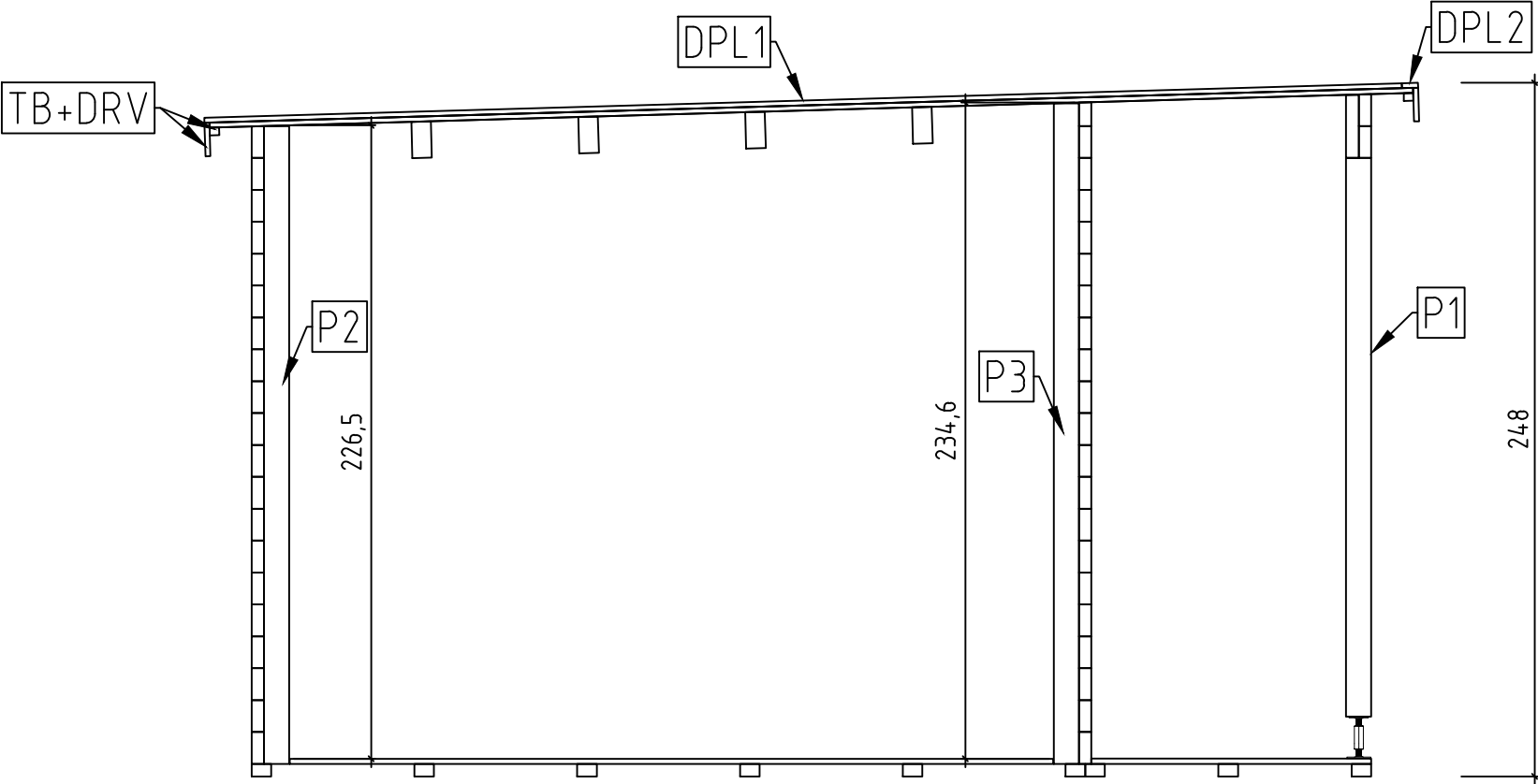
4428319 - Liverpool 3







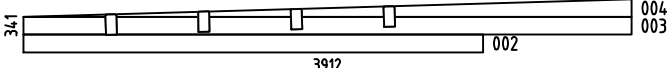
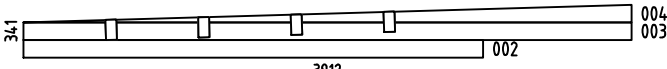



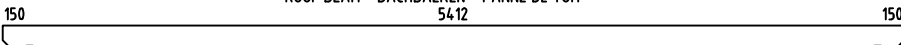

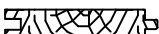
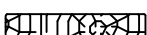

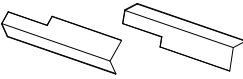
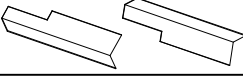




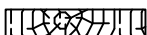









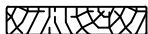

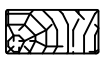

















4428319 - Liverpool 3




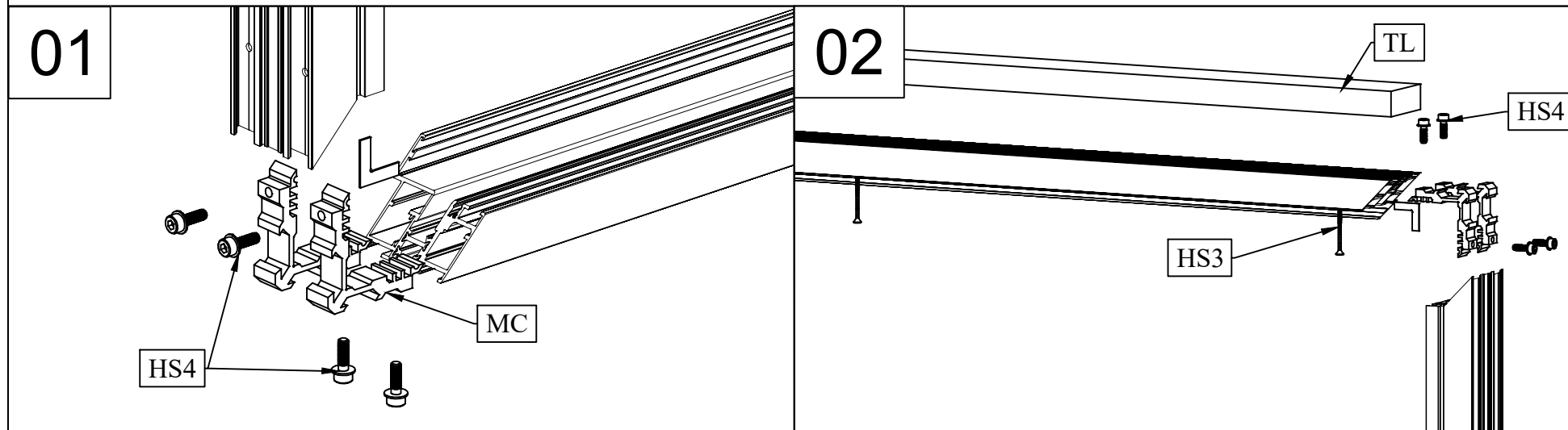
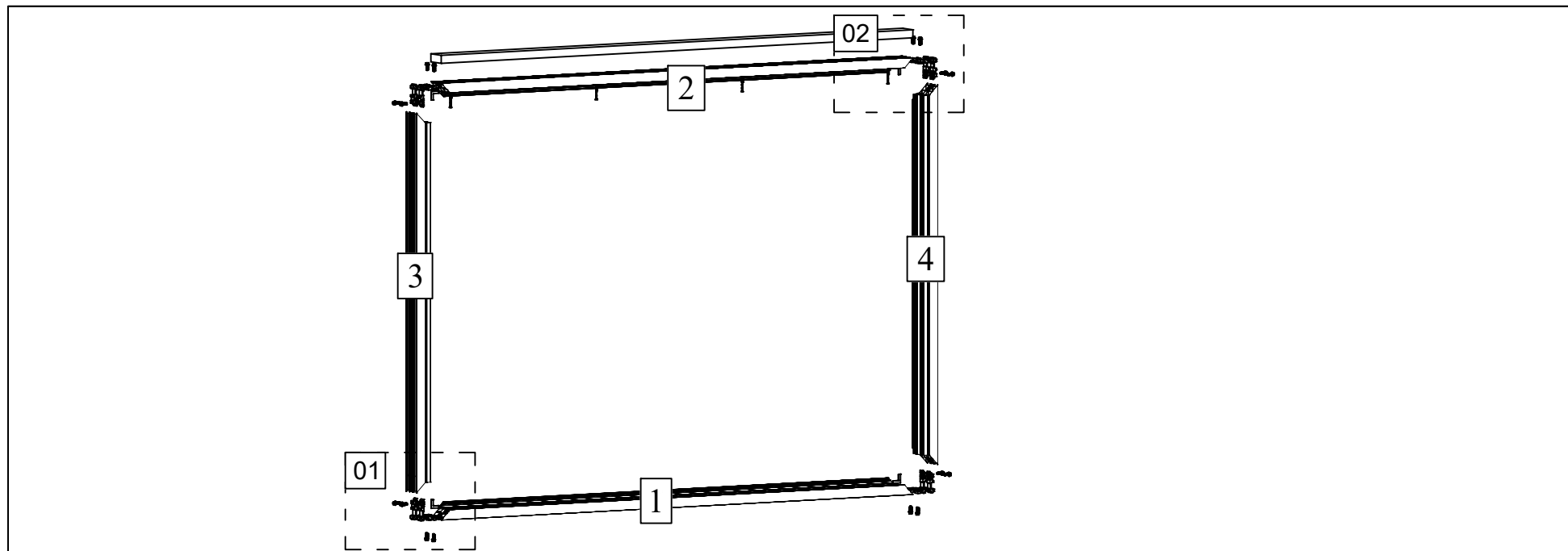
Wall-Wand-Mur C



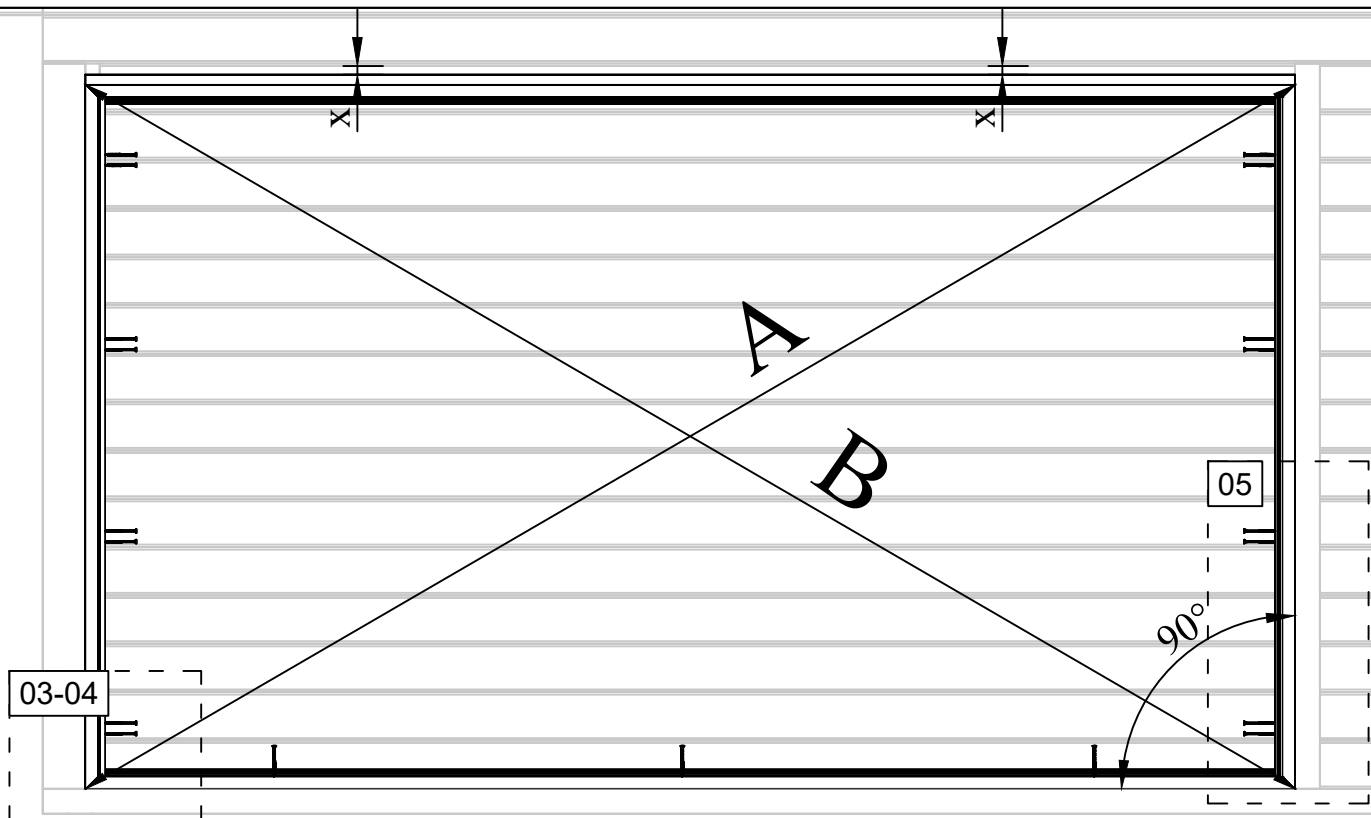
Pos	4428319 - Liverpool 3 Piece list - Stückliste - Liste des pieces	Q.	P (mm)	L (mm)
001		36	44x114	2956
005		36	44x114	962
006		2	44x114	5412
007		1	44x85	5412
008		20	44x114	5500
009		2	44x114	5800
W1-1		1		
W2-1		1		
IAR1	FOUNDATION - FUNDAMENT - FONDATION 	9	70x45	5360
IAR2	FOUNDATION - FUNDAMENT - FONDATION 	2	70x45	4000
IAR3	FOUNDATION - FUNDAMENT - FONDATION 	4	70x45	512
A-PR1	ROOF BEAM - DACHBALKEN - PANNE DE TOIT 	4	70x140	5800
FB-1	FLOOR BOARDS - FUSSBODENBRETTER - LAME DE PLANCHER 	61	90x18	2908
RB-1	ROOF BOARDS - DACHBRETTER - VOLIGES 	65	90x18	4302
SV-1	TERRACE BOARDS - TERRASSENBRETTER - PLANCHER DE TERRASSE 	58	90x19	1000
FL-1	FLOOR FILLET-FUSSBODENLEISTE - CORNIERE DE FINITION DU PLANCHER 		18x18	17 m.
AL-1	AL. CORNER - ALU ECKPROGIL - COIN EN ALUMINIUM 	2	80x80	225
AL-2	AL. CORNER - ALU ECKPROGIL - COIN EN ALUMINIUM 	2	80x80	2276
AL-3	AL. CORNER - ALU ECKPROGIL - COIN EN ALUMINIUM 	2	80x80	2360
DP1	ROOFING FELT FILLET - DACHPAPPENLEISTE - BAGUETTE DE FIXATION DU FEUTRE BITUMEUX 	2	18x58	4280
DPL2	ROOFING FELT FILLET - DACHPAPPENLEISTE - BAGUETTE DE FIXATION DU FEUTRE BITUMEUX 	1	18x58	5836
LPL	FIXING FILLET - FIXIRUNGSLEISTE - PROFIL DE FIXATION 	1	18x70	3400
TRR3	TERRACE RAILING - TERRASSE - GARDE-CORPS DE TERRASSE 	36	18x120	884
TRR3	TERRACE RAILING - TERRASSE - GARDE-CORPS DE TERRASSE 	4	18x58	1997
PL-1	COVERING MOULDING - DECKUNGSPROFIL - PROFILS DE FINITION VERTICAUX A FIXER A L'EXTERIEUR DU CADRE DE LA PORTE 	4	18x90	1969

Pos	4428319 - Liverpool 3 Piece list - Stückliste - Liste des pieces	Q.	P (mm)	L (mm)
PL-2	COVERING MOULDING - DECKUNGSPROFIL - PROFILS DE FINITION VERTICAUX A FIXER A L'EXTERIEUR DU CADRE DE LA PORTE 	2	18x90	3660
P-1	POST - PFOSTEN - POTEAU 	2	44x44	2042
P1	POST - PFOSTEN - POTEAU 	2	90x90	2222
P2	POST - PFOSTEN - POTEAU 	2	90x90	2280
P3	POST - PFOSTEN - POTEAU 	2	90x90	2360
TB	EAVES BOARD - TRAUFBRETT - BANDEAU DE TOIT 	2	18x120	5836
DRV	ROOF EDGE REINFORCEMENT - DACHRANDVERSTÄRKUNG - CORNIERE DE RENFORT DE BORD DE TOIT 	2	28x34	5800
TL	FIXING FILLET - FIXIRUNGSLEISTE - PROFIL DE FIXATION 	1	28x70	3400
GL-1	GABLE MOULDING - GIEBELLEISTE - PLANCHE DE RIVE 	2	18x120	4302
HS71	SCREW FOR COVERING MOULDING - SCHRAUBEN FÜR ZIERLEISTEN - VIS DE FIXATION PROFILS DE FINITION VERTICAUX A FIXER A L'EXTERIEUR DU CADRE DE LA PORTE 	26	3.5x50	
HS16	SCREW FOR GABLE MOULDING - SCHRAUBEN FÜR GIEBELLEISTE - VIS DE FIXATION POUR PLANCHE DE RIVE 	24	3.5x50	
HS29	SCREW FOR AL. CORNER - SCHRAUBE FÜR BEFESTIGUNG DES ECKPROFILS - VIS POUR COIN EN ALUMINIUM 	48	4.2x25	
HS57	SCREW FOR FIXING TERRACE RAILING - SCHRAUBE FÜR TERRASSE - VIS DE FIXATION DE GARDE-CORPS DE TERRASSE 	16	4.5x80	
HS79	SCREW FOR FIXING TERRACE RAILING - SCHRAUBE FÜR TERRASSE - VIS DE FIXATION DE GARDE-CORPS DE TERRASSE 	144	4x40	
HS32	SCREW FOR EAVES BOARDS - SCHRAUBEN FÜR TRAUFBRETT - VIS DE FIXATION POUR BANDEAU DE TOIT 	26	4x40	
HS26	SCREW FOR ROOF EDGE REINFORCEMENT - SCHRAUBEN FÜR DACHRANDVERSTÄRKUNG - VIS POUR RENFORT DE BORD DE TOIT 	26	4x40	
HS53	SCREW FOR DOOR JAMB - SCHRAUBE FÜR TÜRRAHMEN - VIS DE FIXATION POUR MONTANT DE PORTE 	4	4x40	
HS39	SCREW FOR FUNDAMENT - SCHRAUBEN ZUR BEFESTIGUNG FUNDAMENT - VIS POUR FONDATION 	29	5x120	
HS43	SCREW FOR ROOF BEAMS - SCHRAUBEN FÜR DACHBALKEN - VIS POUR PANNE DE TOIT 	8	5x120	
HS22	SCREW FOR FIXING DOOR TO THE WALL - SCHRAUBE ZUR BEFESTIGUNG TÜR-ZARGE MIT WAND - VIS DE FIXATION DORMANT DE PORTE 	16	5x120	
HS80	SCREW FOR WALL DETAILS - SCHRAUBE FÜR WAND DETAILS - VIS POUR MUR DETAILS 	405	5x80	
HS40	SCREW FOR 1. WALL BEAM - SCHRAUBE FÜR 1. BOHLENREIHE - VIS DE FIXATION DES FONDATIONS 	15	6x150	
HS15	SCREW FOR WALL DETAILS - SCHRAUBE FÜR WAND DETAILS - VIS POUR MUR DETAILS 	252	6x180	
HS49	SCREW FOR DOORSTEP - SCHRAUBEN FÜR TÜRSCHWELLE - VIS DE FIXATION DU SEUIL DE PORTE 	3	6x50	
HS49	SCREW FOR POST HEIGHT ADJUSTMENT - SCHRAUBEN FÜR REGULIERUNGSSCHRAUBE FÜR PFOSTEN - VIS DE FIXATION DE SUPPORT RÉGLABLE DE POTEAU 	16	6x50	

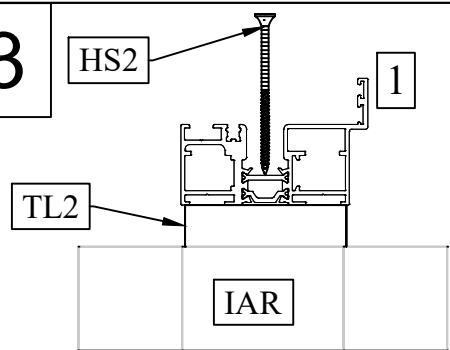




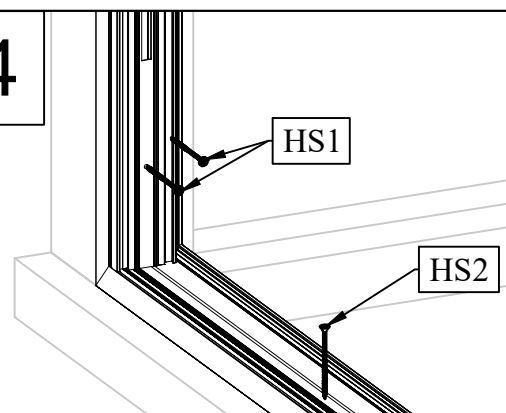
A=B



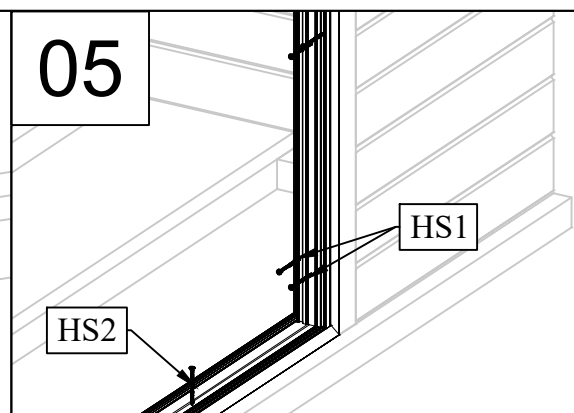
03

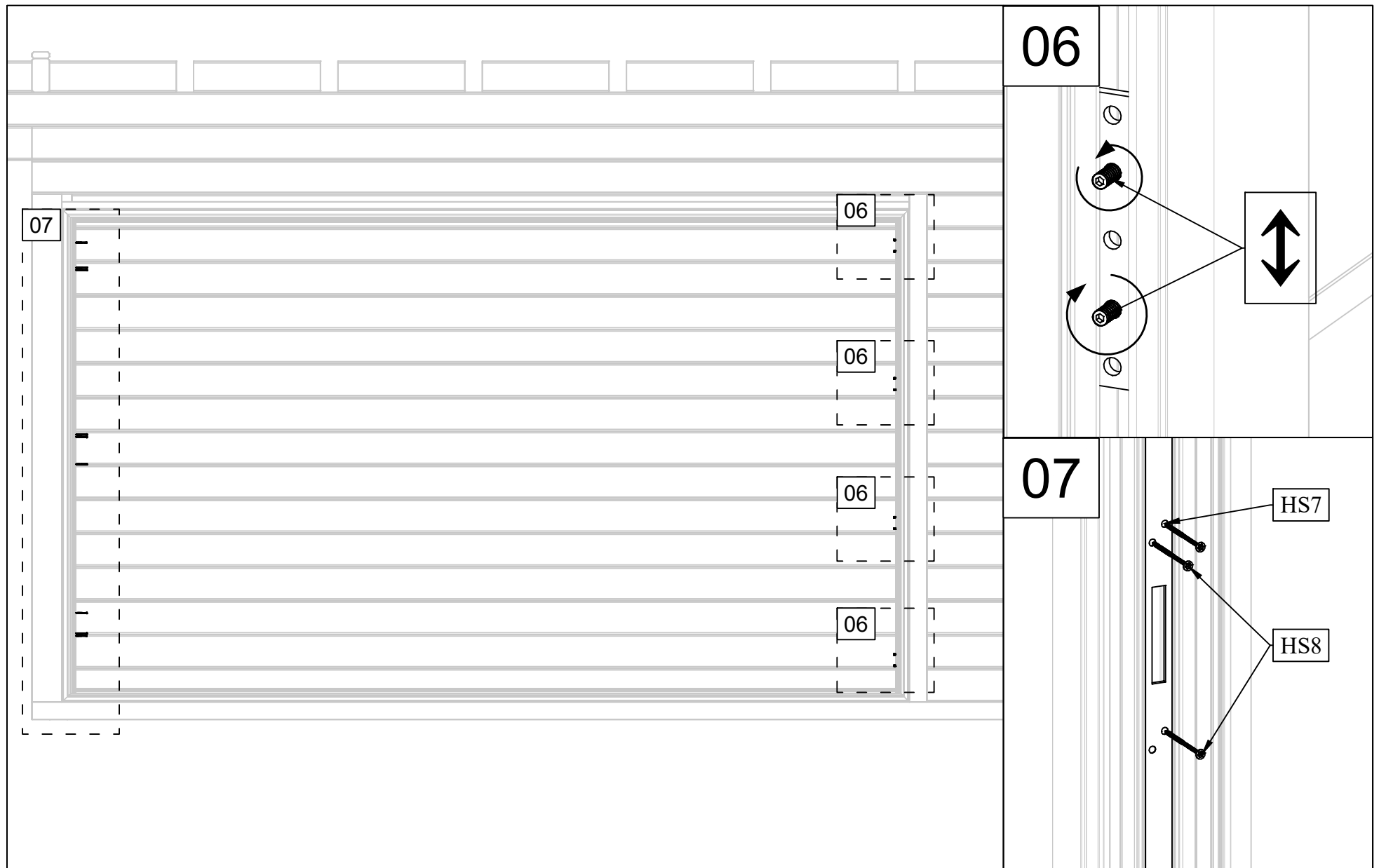


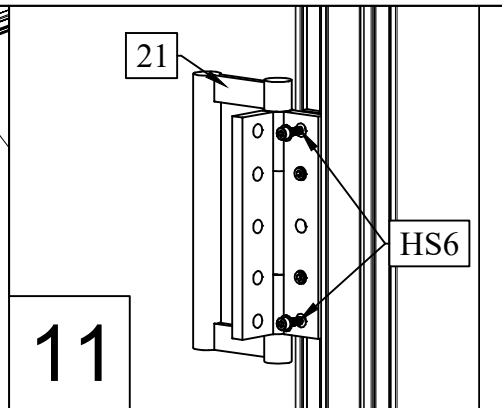
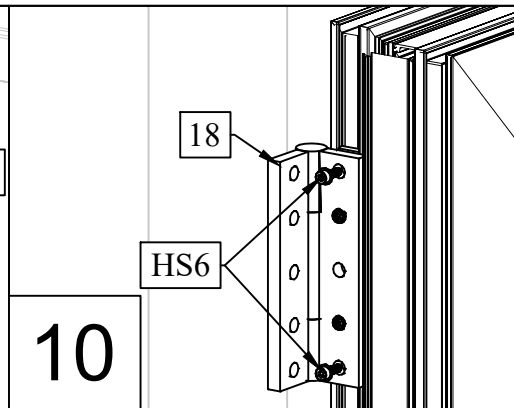
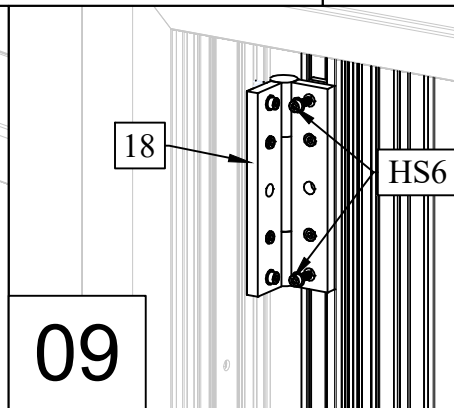
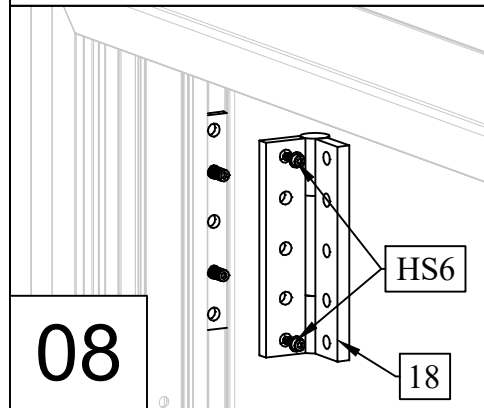

04

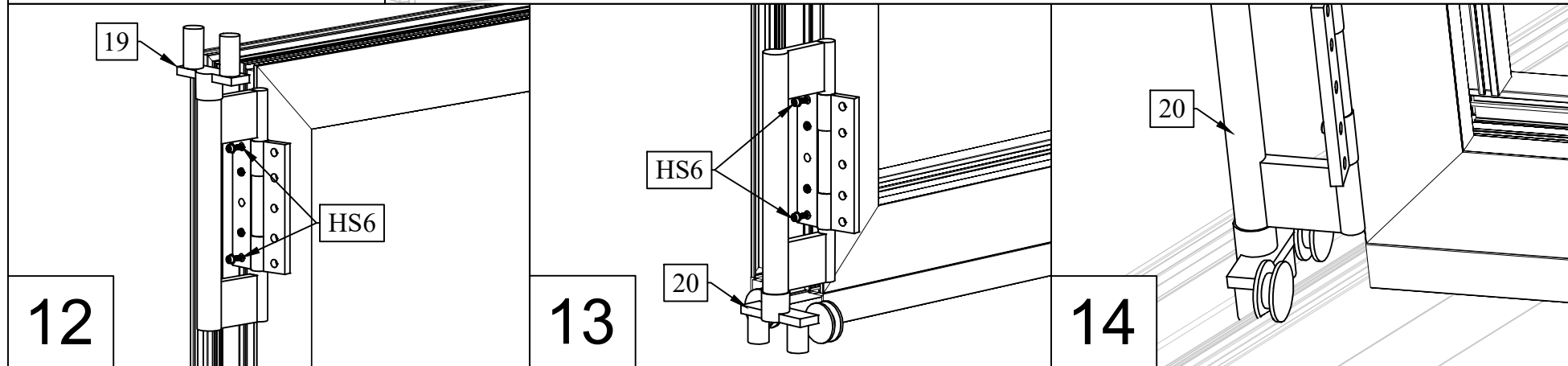
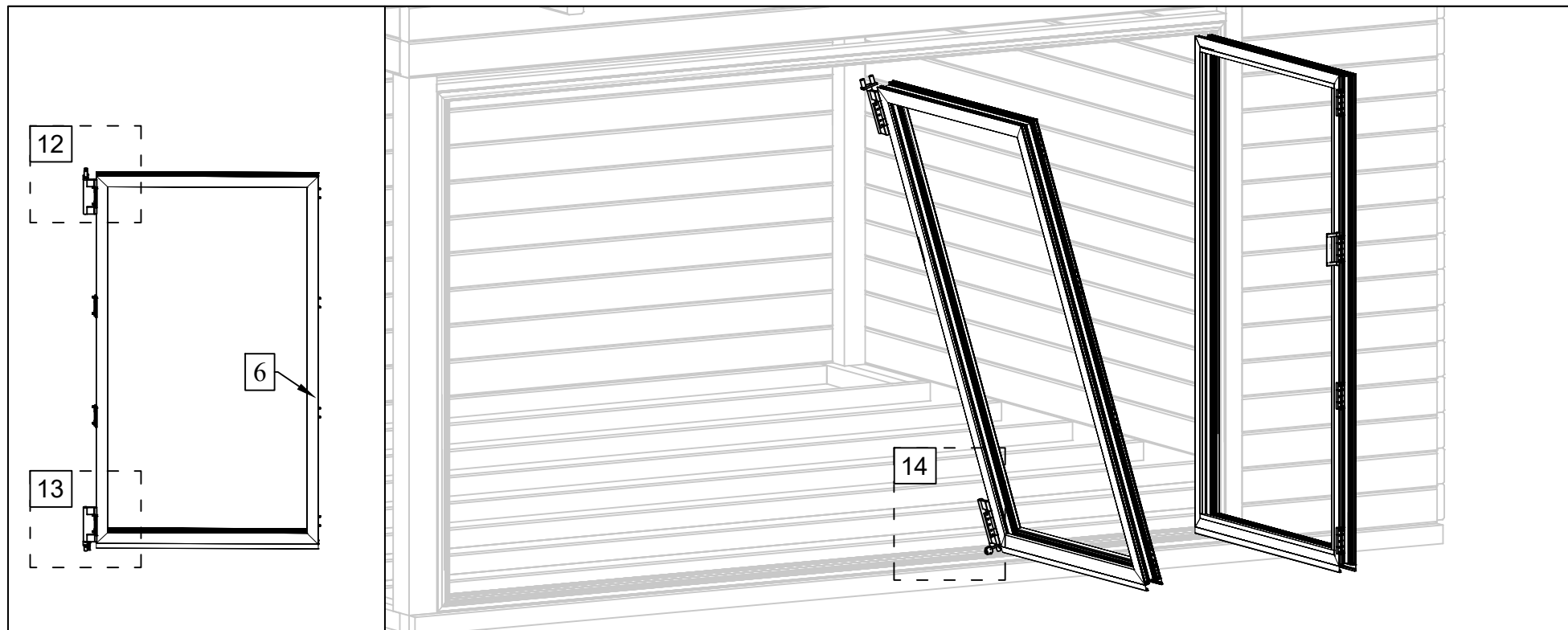


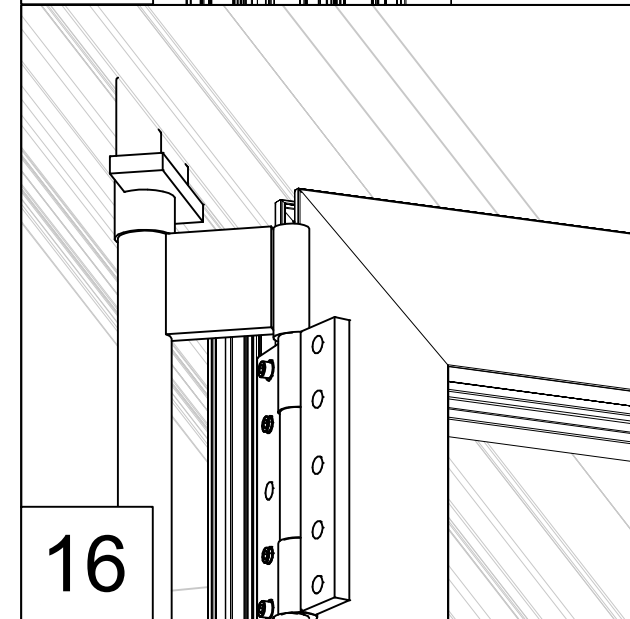
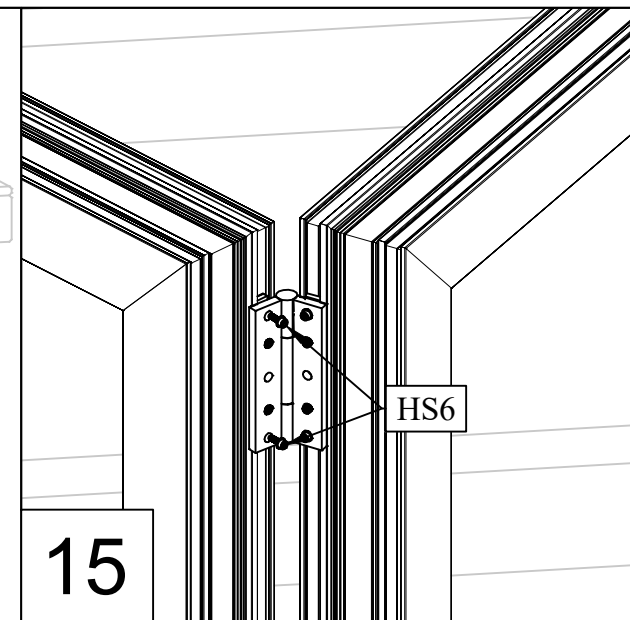
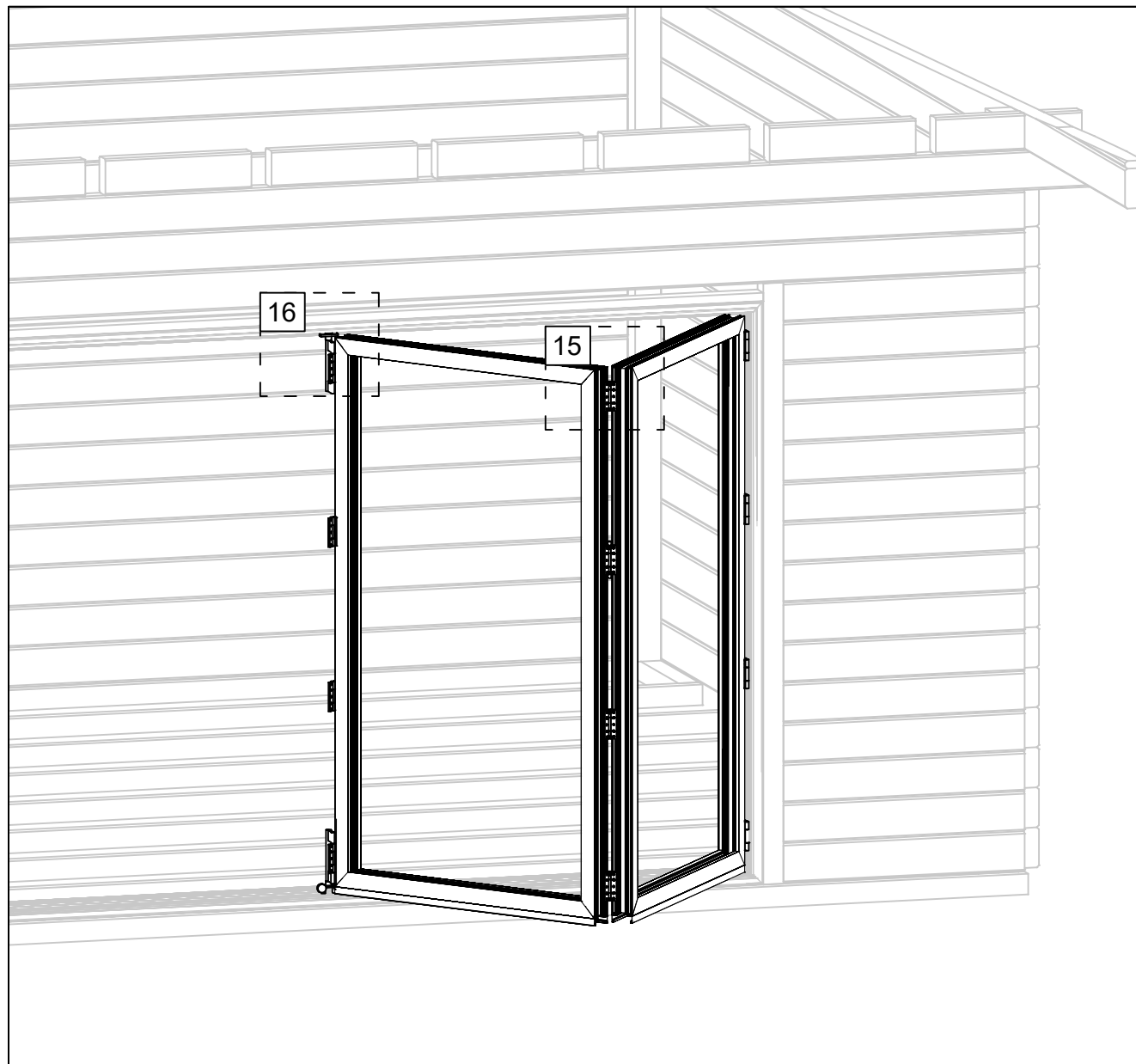
05



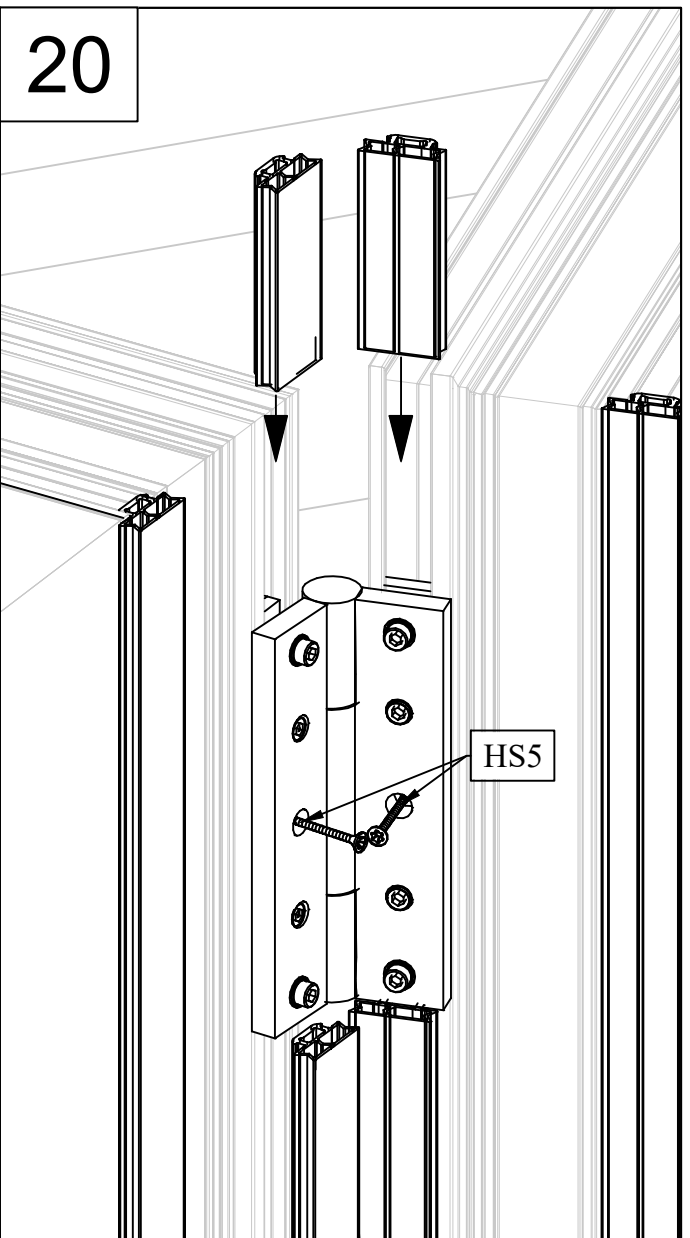


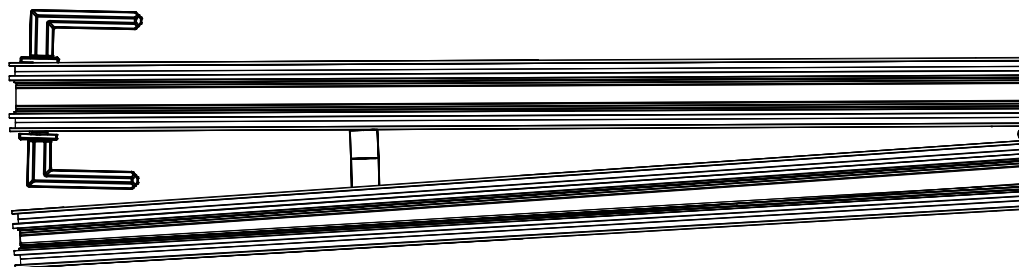
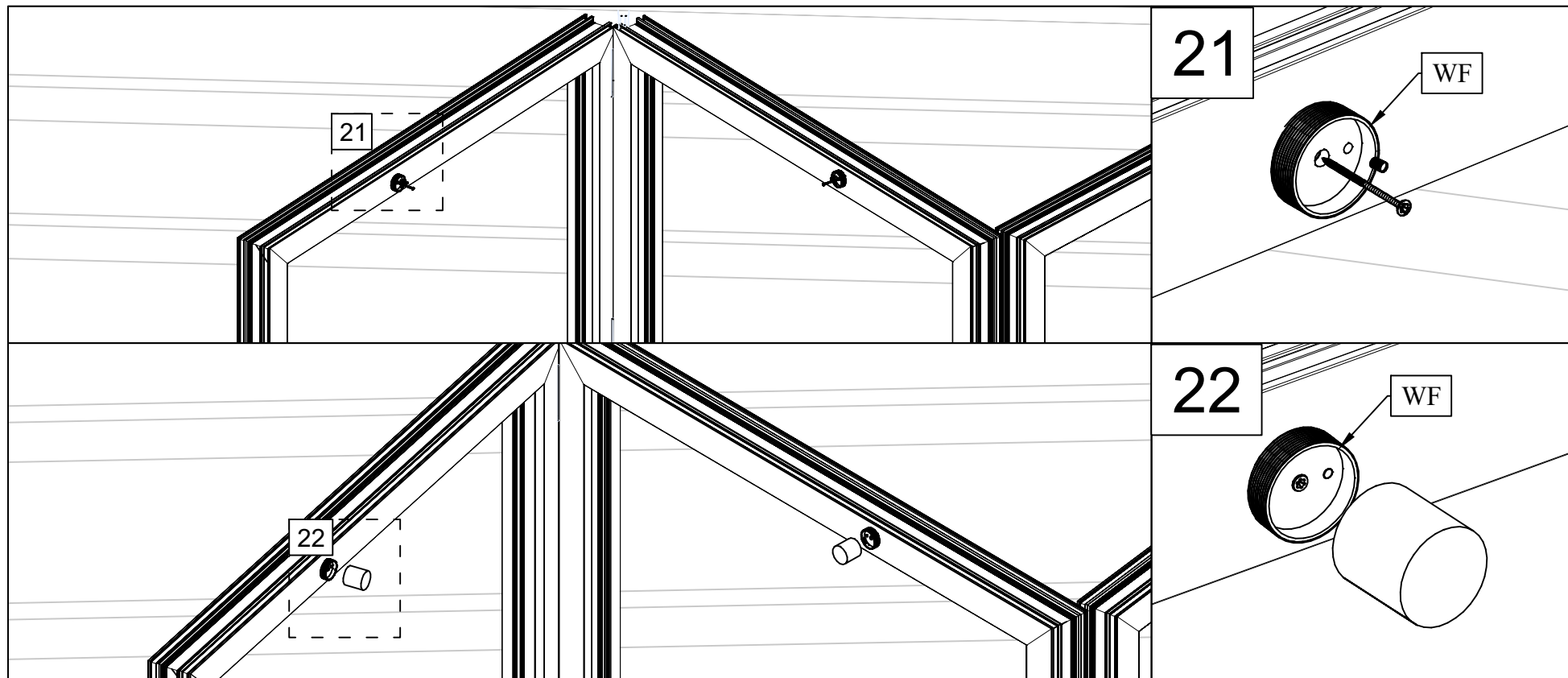












Top view - Ansicht von oben - Vue de
dessus - Vista dall'alto -
Bovenaanzicht - Vaade ülevalt