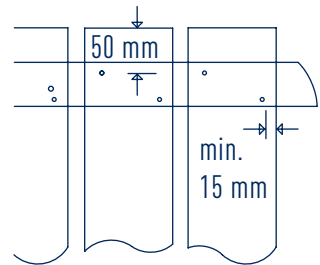


# Design Recommendations - for Terrace

Wood moisture-content must not be more than 16% +/- 2 % when laying. Ideally, rift or half-rift goods (planks with standing annual rings) should be used.

The fastening distance to the end-grain must be at least 50 mm and not more than 100 mm!

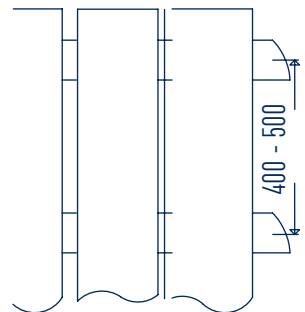
For woods high in tannin content, screws may become coated, because of chemical reactions this may lead to corrosion and dark discolouration. In principle, only stainless steel should be used for fastening terraces!



**For the centre distance from the substructure, we recommend, for:**

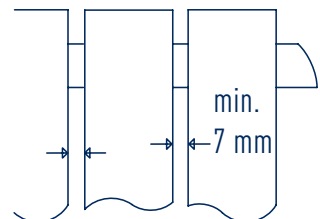
Thermo-wood and hard wood: 400 - 450 mm  
Larch: 400 - 500 mm

Short centre distances ensure that the swell and shrinkage-related warping or rejection of individual terrace planks hold and that the terrace remains even and obstacle-free. The substructure should be made from SymbioFix® or the same wood type as the planks.

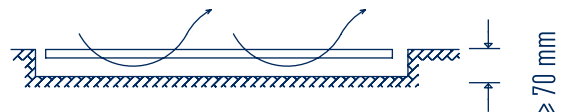


The joint distance for plank widths 90 - 120 mm should be at least 7 mm or 6% of the plank width!

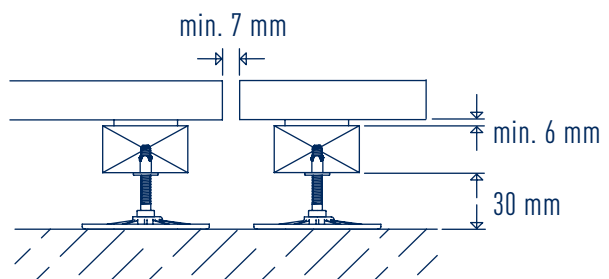
The planks must not be blocked in the joint!



For countersunk terrace constructions with low heights, a distance from the ground to the upper edge of the plank of > 70 mm is required in order to facilitate the ventilation of the terrace construction.



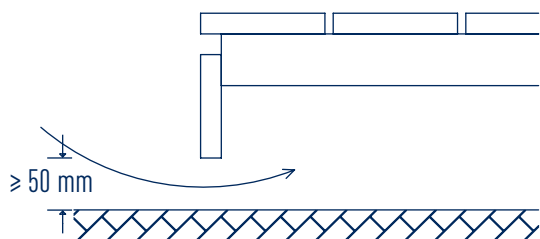
The distance between terrace planks and substructure should be at least 6 mm, in order to guarantee the ventilation of the terrace and to prevent a capillary effect, this is also the case for objects of the terrace.



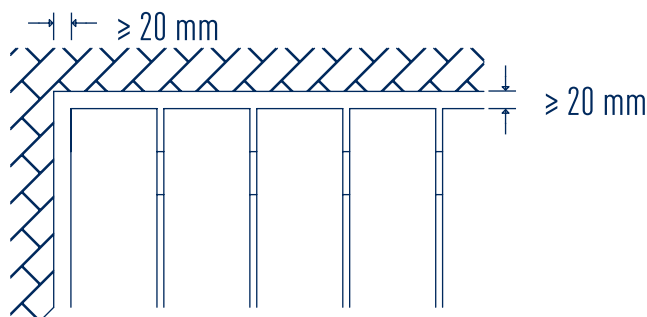
The butt joint should never be installed on the substructure and with a distance of at least 7 mm!

Plank joints on the substructure would lead to increased damp and subsequently to early damage.

There must be a distance of at least 30 mm between the substructure and ground in order to prevent damp! This distance should be bridged with adjustable feet or EPDM materials, but never with granulate material or wood.



If the side of the terrace is closed with a cover board, a ventilation opening of  $\geq 50$  mm (continuous) must be maintained for ventilation of the terrace construction. The cover board should not touch the ground.



When connecting the terrace to the adjacent building, a distance of  $\geq 20$  mm must be observed so that the joints cannot close either through dirt or changes to the planks. The unhindered drainage on and beneath the terrace must be permanently guaranteed.

The terrace should be cleaned regularly.

#### Recommendations predrilling diameter and kind of wood

Screw	Cover	Substructure	Cover pre-drilling required	Pre-drilling diameter cover [mm]	Substructure pre-drilling required	Substructure pre-drilling [mm]
L-GoFix® MS 5,0 mm	all kinds of wood	conifer and thermo wood	thermo and hard wood	5,0	No	-
L-BohrFix® MB A4 5,5 mm	all kinds of wood	conifer, thermo and hardwood	thermo and hard wood	6,0	hard wood	4,0
L-BohrFix® MB 5,0 mm	all kinds of wood	aluminium and hardwood	Yes	6,0	No	-
Alu-BohrFix® 5,5 mm	all kinds of wood	aluminium	Yes	6,0	No	-