


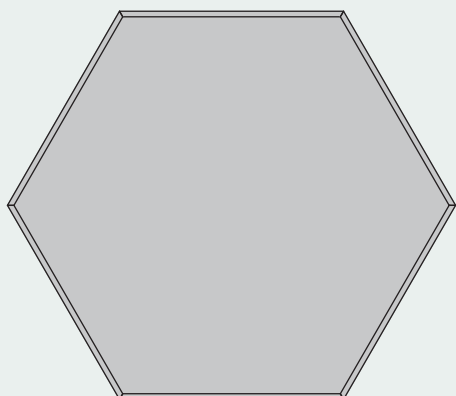
## DESIGN TILES

CEWOOD Design tiles demonstrate the versatility and visual qualities of wood wool while providing effective acoustic performance. Each tile is custom made with attention to detail, making it possible to create both distinctive and traditional interior solutions. The wide range of shapes and colours makes the product adaptable to different design requirements and suitable for use by professional architects, designers as well as private users. CEWOOD Design tiles can be installed on ceilings and walls, where they serve both as acoustic panels and decorative elements.



### Profiles for design tiles

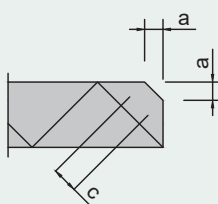
Front view



Side view



Edgeprofile dimensions

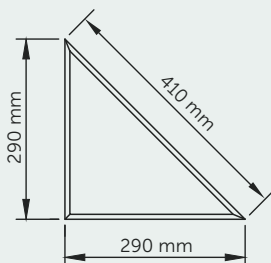


Nr.	Edge „a“	Diagonal „c“
1.	5 mm	7.1~7 mm
2.	7 mm	9.9~10 mm
3.	8 mm	11.3~11 mm

### Technical specifications


Wood wool width	1.0 mm
Tile thickness	15 mm; 25 mm; 35 mm; other available upon request
Colours	natural painted, white, black, grey and any shade in RAL or NCS system upon request
Profiles	P5; P7; P8; other edge profiles upon request
Fire reaction class	B-s1, d0

## TRIANGLE 290x290 mm

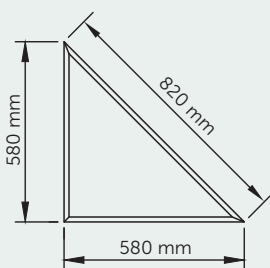


### Technical data

Size: 290x290 mm  
Thickness: 15, 25, 35 mm  
Area: 0,042 m<sup>2</sup>





## TRIANGLE 580x580 mm

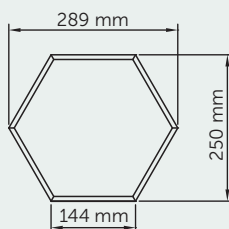


### Technical data

Size: 580x580 mm  
Thickness: 15, 25, 35 mm  
Area: 0,168 m<sup>2</sup>




## HEXAGON 289x250 mm

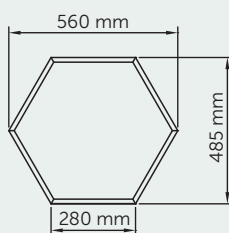


### Technical data

Size: 289x250 mm  
Thickness: 15, 25, 35 mm  
Area: 0,054 m<sup>2</sup>




## HEXAGON 560x485 mm

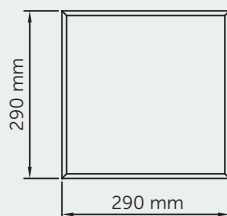


### Technical data

Size: 560x485 mm  
Thickness: 15, 25, 35 mm  
Area: 0,204 m<sup>2</sup>




## SQUARE 290x290 mm

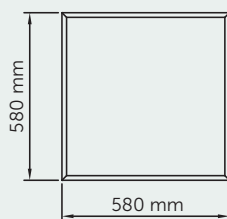


### Technical data

Size: 290x290 mm  
Thickness: 15, 25, 35 mm  
Area: 0,084 m<sup>2</sup>





## SQUARE 580x580 mm

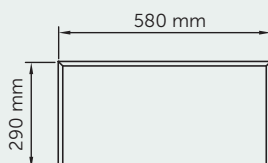


### Technical data

Size: 580x580 mm  
Thickness: 15, 25, 35 mm  
Area: 0,336 m<sup>2</sup>




## RECTANGLE 580x290 mm

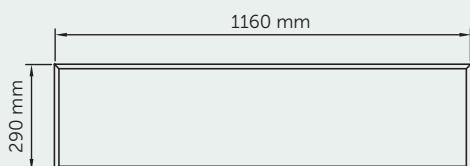


### Technical data

Size: 580x290 mm  
Thickness: 15, 25, 35 mm  
Area: 0,168 m<sup>2</sup>




## RECTANGLE 1160x290 mm




### Technical data

Size: 1160x290 mm  
Thickness: 15, 25, 35 mm  
Area: 0,336 m<sup>2</sup>



## RECTANGLE 1160x580 mm





### Technical data

Size: 1160x580 mm

Thickness: 15, 25, 35 mm

Area: 0,672 m<sup>2</sup>



## RHOMBUS 416x240 mm





### Technical data

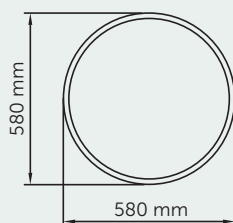
Size: 416x240 mm

Thickness: 15, 25, 35 mm

Area: 0,050 m<sup>2</sup>



## CIRCLE



### Technical data

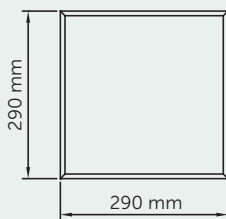
Size: 580x580 mm, etc.

Thickness: 15, 25, 35 mm

Area: 0,265 m<sup>2</sup>



## 3D PANELS



### Technical data

Size: 290x290 mm

Thickness: 15, 25, 35, 50 mm

Area: 0,084 m<sup>2</sup>

