


CEWOOD HALLWAY PANELS

CEWOOD panels are a durable and environmentally friendly finishing material made from high-quality wood wool and cement. The system is designed specifically for technically demanding or narrow spaces where ceiling mounting is limited or not possible. It is particularly suitable for areas such as building hallways and passageways, technical corridors with integrated service channels, and public or commercial spaces with restricted ceiling access.

Benefits

This system features a support profile and perimeter angle, ensuring an easy installation and a sleek, finished look. As a free-span system, it includes all necessary components, eliminating the need for extra hangers. The concealed installation creates a clean, grid-free ceiling that is both functional and aesthetically pleasing. Panels are fully customizable in both length and color, allowing them to seamlessly complement the hallway design. Additionally, the system offers easy access for maintenance or future adjustments.

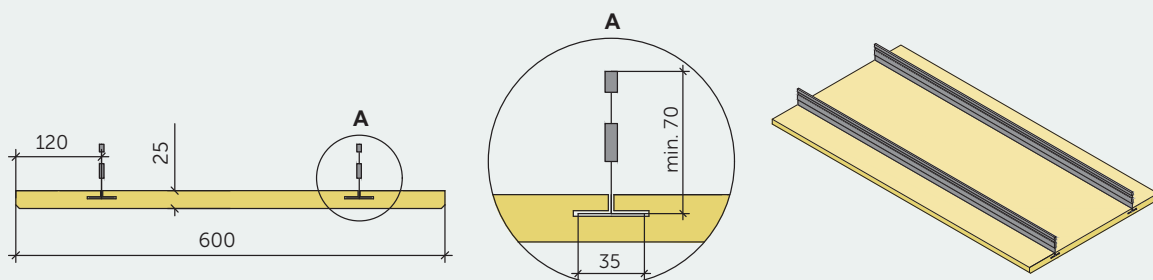


Technical specifications

Wood wool width	1.0 mm, 1.5 mm, other wood wool upon request
Panel thickness	25 mm
Panel size	2400x600 mm; 1200x600 mm; 600x600 mm. Custom sizes - upon request
Weight	10,5 kg/m ² (14,5 kg/m ² - A2-s1, d0)
Thermal conductivity	$\lambda = 0,066 \text{ W/m}\cdot\text{K}$
Fire reaction class	B-s1, d0; A2-s1, d0
Colour tone	natural painted, white, black, grey and any shade in RAL or NCS system upon request

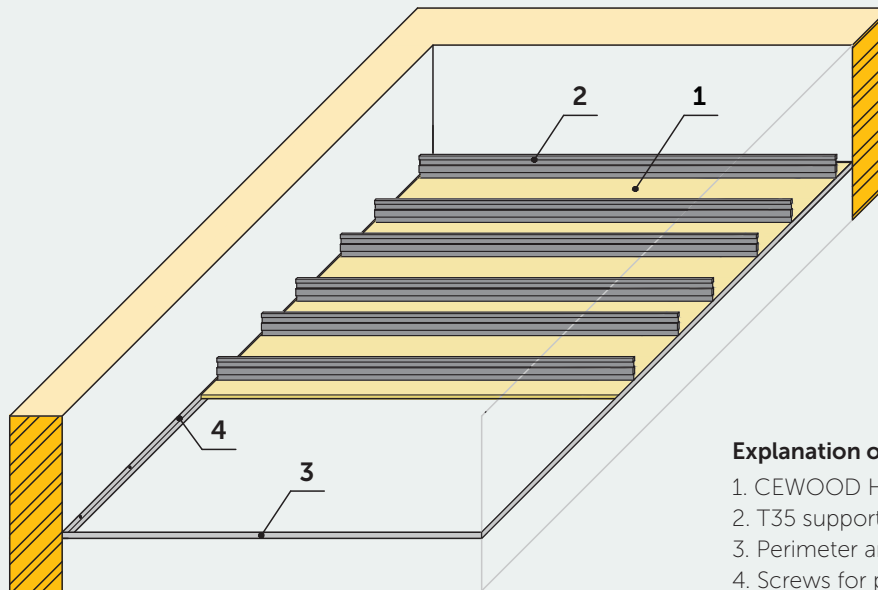
Ceiling system hardware specification

Required profile type	T35 support profile
Minimum profile height	70 mm
Perimeter angle	Minimum size 40x20 mm, made from 1.5 mm thick metal
Screws for perimeter angle	3.5x30 mm for wood walls; 3.5x40 mm + dowels for concrete walls



CEWOOD HALLWAY PANELS

CEWOOD ceiling system layout



Explanation of numbering

1. CEWOOD Hallway panel
2. T35 support profile
3. Perimeter angle
4. Screws for perimeter angle

This CEWOOD hallway ceiling solution does not require ceiling anchors. The CEWOOD panels, together with T35 support profiles, are inserted into pre-cut grooves and rest directly on perimeter angles.

These perimeter angles are the main structural support — they carry the full load of the ceiling. Therefore, it is essential to follow the installation instructions and all relevant guidelines precisely. A practical ceiling system, ideal for areas with integrated services (e.g., wiring or ventilation), where fast installation and convenient access are required.

ⓘ For the full installation instructions and important details, refer to the "Installation solution for hallway" file available in the CEWOOD Downloads section under "Installation manuals."



CEWOOD Hallway panels