

Vario

Dimensions: 168 x 79 x 218 cm

Shower cabin+steam sauna+whirlpool bath

(glass walls+panel+roof+whirlpool bath)



Vario is a novel luxury shower-steam cabin with a hydromassage bath. Due to minimalist Nordic look and compact size. Vario blends into bathrooms with different interior decoration styles and room sizes. Massive cabin is designed with a very sturdy and strong construction, and it is built on a massive stone bath with a massive stone shower panel. As standard, Vario is equipped with one ergonomically designed portable seat and back-rest from natural oil finished Finnish oak (second seat and back rest are a recommended option). Cabin tempered glass (6 mm) finishing is with an option of either clear glass (T1) or toned grey (T2) with two cabin corner placement positions. Vario is offered in three (3) different equipment levels and with either a regular shower mixer (N1) or a thermostatic shower mixer (N2).

Vario S4 functions:

- Quality shower mixer (N1 – regular mixer; N2 – thermostatic mixer)
- Luxurious rain shower (d=30 cm)
- Hand shower with height-adjustable sliding rail
- Waterproof mirror
- Cascade bath fill
- Programmable steam sauna
- Multifunctional RGB LED strip cabin lighting
- Hydromassage bath with back- and footmassage
- Underwater moodlighting AmbiLight

Shower-steam cabin with a simple bath (Vario S1) is built on a massive stone bath with a massive stone shower panel with all functions as listed on Vario S4, except the bath is without hydromassage functions and underwater moodlighting AmbiLight.

Shower cabin with a simple bath (Vario S0) is built on a massive stone bath with a massive stone shower panel with mechanical shower functions and without any electrical functions.

System	Price	Water jets	Air jets	Rated Power	Rated current
Vario S4 + bath	EUR	tk	tk	W	A
Vario_S0 - Bathtub with front panel and shower cabin with roof and mixer.		–	–	–	–
Vario_S1 - Vario_S0. Plus steam cabin, stereo radio and roof lighting.		–	–	3100	13,5
Vario_S4 - Vario S1. Plus water massage and underwater AmbiLight lighting system.		8+4+4	–	3100	13,5

PS. Maximum power consumption of steam cabin: 3100 W. Watermassage and steam cabin can not be used simultaneously.



Replacing regular shower mixer N1 with thermostat mixer N2 add: 87.-



Additional wooden seat: wooden backrest:

Backmassage:



EJ7 Mini F4



EJ7 Mini F4

Masking options:



Black (B)



Grey (G)

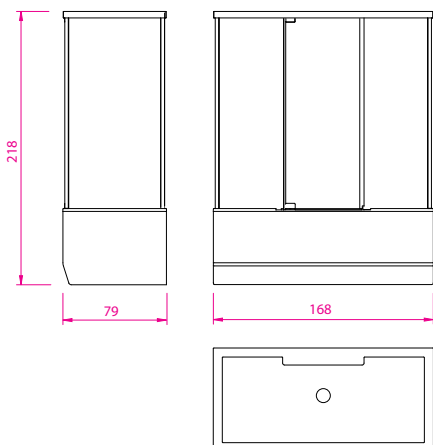
Glass options:



T1
Transparent
6 mm



T2
Toned grey
6 mm



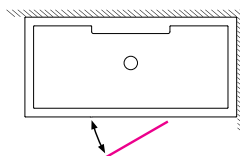
Placement options:

Vario may be ordered with left- or right-hand placement, determining the placement for panels (front and side) and door opening:

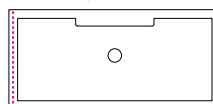
Glass masking options:

Upon corner installation Vario may be ordered with additional side wall glasses being non-transparent (patterned marking on the drawing) adding a note: Cabin back wall glasses (see the photo) are masked with black film. Optional to change into grey film.

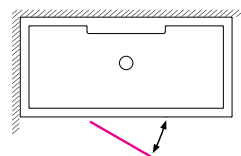
Left (L)



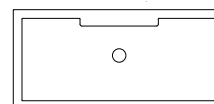
F1



Right (R)



F2



F3

