



























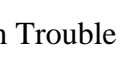





































	2nd Start Indicator		Height High Indicator Symbol
	Two Wheel Drive Indicator		Brake Hold Indicator Symbol
	4 Wheel Active Steer (4WAS) Warning Symbol		Brake Hold Operation Indicator
	4 Wheel Drive Indicators		
	4 Wheel Drive (4WD) Trouble Indicator		Intelligent Brake Assist (IBA) Off Indicator
	Anti-lock Brake System (ABS) Trouble Indicator		Integrated Motor Assist (IMA) Indicator Symbol
	Adaptive Cruise Control (ACC) Indicator		Kinetic Dynamic Suspension System (KDSS) Indicator
	Adaptive Front-lighting System (AFS/AFLS) Indicators		Keyless Ignition Key Detection Indicators
			Key Out Indicator
	Air Bag Indicator Symbol		Lane Departure Warning Indicator
	ANTILOCK Indicator Symbol		Lane Keeping Assist (LKA) Indicator
			Hybrid Battery Trouble Indicator
	Automatic Speed Limiter (ASL) Indicator symbol		Maintenance Required Indicator
	Automatic Transmission Trouble Indicator		Engine Oil level Minimum Indicator
	Automatic Transmission (A/T) Oil Temperature Indicator		Night View Indicator Symbol
			

	Automatic Transmission (A/T) Park Warning Indicator		Overdrive (O/D) Off Indicator	
	Auto Brake (B) Hold Indicators			Oil Change Indicator
	Advanced Vehicle Safety Management Indicator			Oil Level Indicator
	All Wheel Drive (AWD) Trouble Indicator			
	All Wheel Drive (AWD) On Indicators			Passenger Air Bag on/off Indicator Symbol
	All Wheel Drive (AWD) Lock Indicator			Pre Collision/Crash Safety System (PCS) Indicator
	Brake Assist and Stability Control Fault Indicator			Power Steering or Electric Power Steering Trouble Indicator
	Brake Trouble Indicator			Power (PWR) Mode Setting Indicator
	Blind Spot Monitor (BSM) Indicator			Rear Active Steer (RAS) Fault Indicator
	Blind Spot Monitor (BSM) Off Indicator			Recuperative Brake System (RBS) Indicator
	Check Engine Light			Rear Differential Temperature Indicator
	Check Gas Cap Indicator			Hybrid Ready Indicator
	Check Suspension (CK SUSP) Indicator			Roll Sensing Curtain Airbags (RSCA) Off Indicator
	Collision Mitigation Brake System (CMBS) Indicator			Sport Mode Indicator

	Cruise Control Indicators				Security and Immobilizer System Indicator Symbols
	Continuously Variable Transmission (CVT) Indicator				Engine Oil Level Sensor Malfunction Indicator
	Daytime Running Lights (DRL) Indicator				Malfunction Indicator (Service Engine Soon)
	Dynamic Stability Control (DSC) Off Indicator				Set Indicator (Cruise Control)
	Dynamic Stability and Traction Control Sport Mode Indicator				Up Shift Indicator
	Dynamic Traction Control (DTC) Indicator				Super Handling All Wheel Drive Trouble Indicator (SH-AWD)
					Side Airbag Off Indicator Symbol
	Economy Mode Operation Indicator				Slip Indicator
	Economy (ECO) Operation Indicator Symbol				Snow Mode Indicator
	Intelligent Stop/Start Indicator Symbol				Suspension Setting Symbols
	Suspension Setting and Malfunction Indicators				Supplemental Restraint System (SRS) Indicator
	Electronically Controlled Transmission or Throttle (ECT) Power Indicator				Start/Stop System Function Indicators
					
	Elektronische Motorleistungsregelung (EML) Indicator				Start/Stop System Trouble Indicator
	Engine Start-Stop Indicators				Traction Control (TC) System Warning Indicator

	Electric Parking Brake (EPB) Warning Indicator		Traction Control System (TCS/TCSS) OFF Indicators	
	Electronic Power Control (EPC) Indicator Symbol		Tow Mode Indicator	
	Electric Power Steering (EPS) Indicator Symbol		TPMS Malfunction Indicator	
	ESP / BAS Trouble Indicator		Traction Control Indicator	
	Electronic Throttle Control System (ETCS) Indicator		Traction Control (TRAC) OFF Indicator	
	EV (Electric Vehicle) MODE Indicator Symbol		Vehicle Dynamic Control (VDC) Off Indicator	
	Electric Vehicle (EV) Operation Indicator Symbol		Variable Gear Ratio Steering (VGRS) Indicator	
	EyeSight System Malfunction Indicator Symbols			
	Fault Indicator Symbols			
	Forward Collision Warning Indicator Symbol		Vehicle Stability Control (VSC) Off Indicator	
	AWD Trouble Indicator (FWD only Engaged)		VSC TRAC Indicator	