




Council of European National
Top-Level Domain Registries

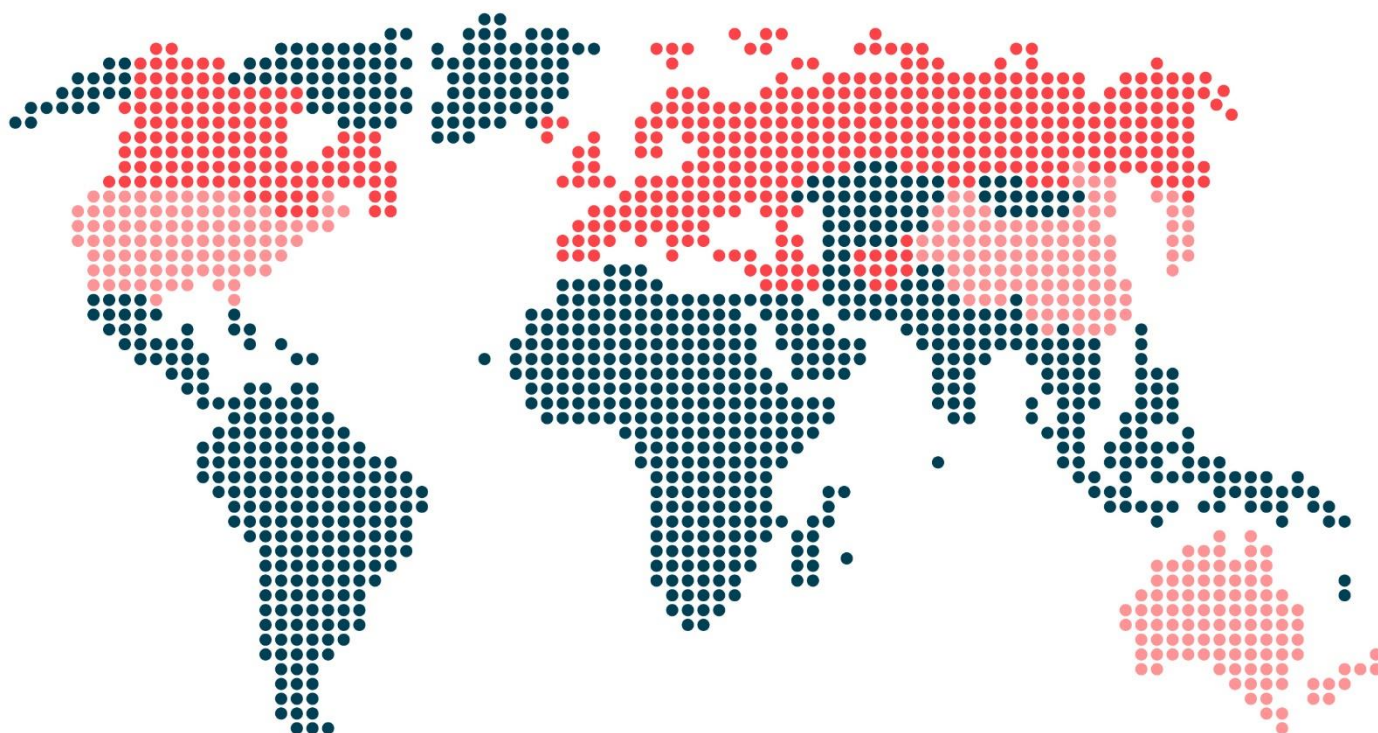


DomainWire Global TLD Stat Report is CENTR's quarterly publication covering status and trends in global top-level domains with a focus on European ccTLDs (country code top-level domains).

CENTR is the association of European country code top-level domain (ccTLD) registries, such as .de for Germany or .si for Slovenia. CENTR currently counts 53 full and 9 associate members – together, they are responsible for over 80% of all registered domain names worldwide. The objectives of CENTR are to promote and participate in the development of high standards and best practices among ccTLD registries.

DomainWire Global TLD Stat Report

Q3 2016 (Edition 17)



Global Market

Volume, Growth & Distribution

Q3/2016

GLOBAL OVERVIEW

There are roughly 326 million domain names across all top-level domains (TLDs) globally*. Combined growth over Q3 2016 was around 2.1 million (0.7%), most of which came from gTLDs (mostly new gTLDs).

MEDIAN GROWTH

As the bulk of new gTLDs have now been delegated, their high initial growth rates are beginning to converge toward comparable median rates of legacy gTLDs and ccTLDs (monthly growth rates of 0.43% and 0.58% respectively for Q3 2016). *See last page for more details.*

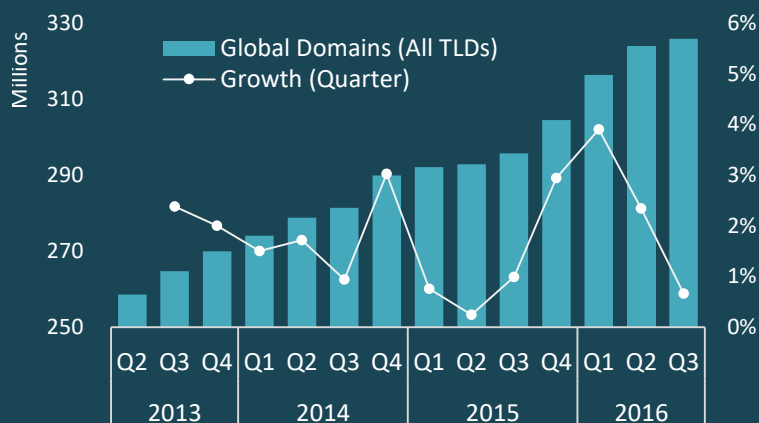
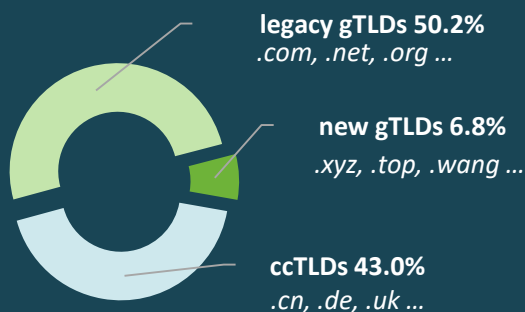
**Recorded over 1,435 TLDs*

MARKET SHARE

Global distribution between TLD categories (chart below) is weighted toward gTLDs (legacy and new combined). ccTLDs (including IDN ccTLDs) have a combined market share of 43% - a reduction of 2% over the quarter due to a decline in .tk domains. New gTLDs have attained almost 7% of market share at the end of Q3 2016; however, it's worth noting this is calculated over almost 1,200 unique TLDs.

GLOBAL TLD MARKET SHARE

(incl. top 3 in each group)



Global Market

	Median Growth Q3 2016	Domains (million)
ccTLDs	0.58%	138.4
IDN ccTLDs	0.04%	1.8
Legacy gTLDs	0.43%	163.5
New gTLDs	0.95%	22.2
Total		325.9

Medians based on: top 12 Legacy gTLDs, top 300 new gTLDs, top 100 ccTLDs.

Largest TLDs by Domain volume

	TLD	Growth Q3 2016	Domains (million)
1	.com	0.43%	127.0
2	.cn	0.69%	19.5
3	.de	0.01%	16.1
4	.net	-0.03%	15.6
5	.org	0.02%	10.8
6	.uk	-0.33%	10.7
7	.xyz	1.06%	6.2
8	.nl	0.23%	5.7
9	.info	-0.07%	5.5
10	.ru	0.97%	5.3

Top 10 list does not include TLDs which give free domains such as .tk (Tokelau) or TLDs with limited public data

The European ccTLD market is estimated at around 69.2 million domains with a growth of 137K domains (0.2%) over Q3 2016.


Median ccTLD growth in Europe has averaged to 0.3% over the past 12 months. This is slightly above the global legacy gTLD median; however, the two generally follow the same pattern.

High percentage growth ccTLDs were .am (Armenia), .cy (Cyprus) and .pt (Portugal).

Fundamentals Q3 2016

Est. market size (ccTLD domains)	69.2 million
Combined Growth:	137K / 0.2%
Highest % Growth (Domains):	.am (Armenia) 9.0%
Highest DNSSEC signed (% zone):	.no (Norway) 58.3%
Av. ccTLD market share (country):	51.0%

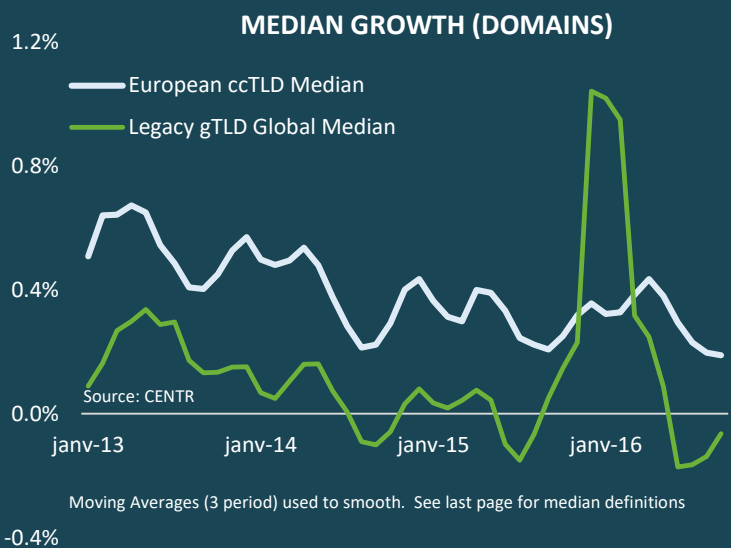
HIGHEST GROWTH (Q3/2016)



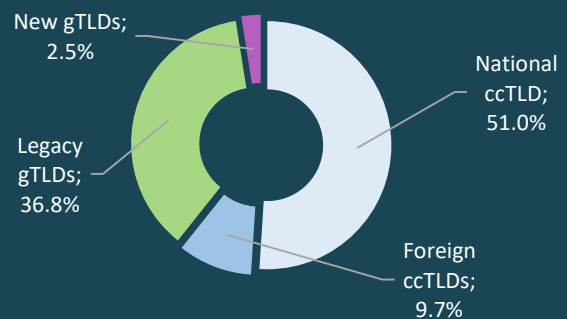
EUROPEAN TLD MARKET SHARE

Over the past 12 months, average TLD share in Europe has moved in favour of local ccTLDs (46% in July 2015 to 51% in July 2016). ccTLDs (based on local registrants) have effectively been growing at higher rates than gTLD registrations across Europe.

New gTLDs have on average a smaller share (2.5%) of the European market when measured against its global share (6.8%). New gTLDs have made the most inroads in Armenia and Russia which has had increased registrations from .top and .xyz respectively.



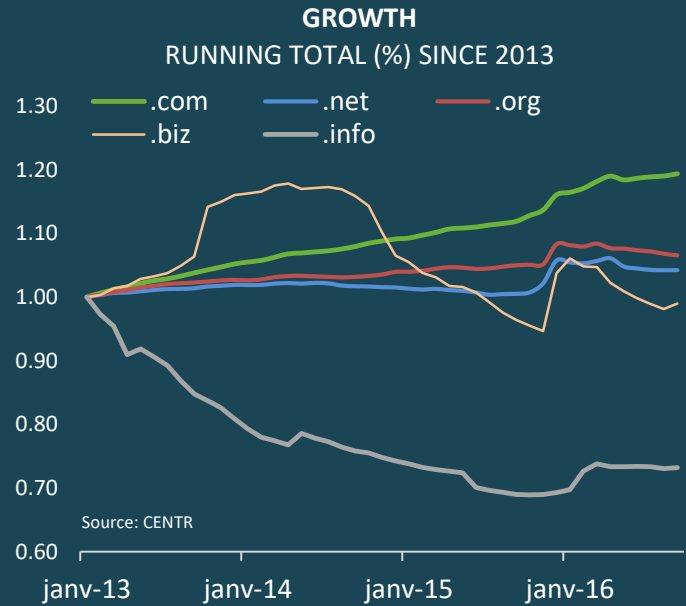
AV. TLD MARKET SHARE: EUROPEAN COUNTRIES



Source: CENTR (Jul 2016), gTLD geo-data: Zooknic
Averages calculated over 34 countries in European region. 'Foreign ccTLDs' included European based ccTLDs See last page for market share methodology

Legacy gTLDs grew a combined 0.6% in Q3 2016 to over 163 million domains – a similar rate to the previous quarter.

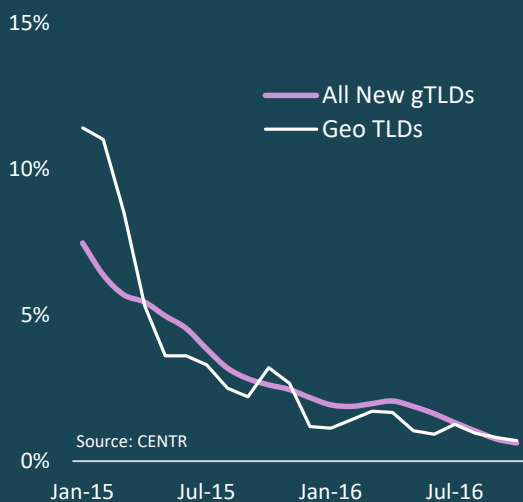
The chart (right) shows evolution of the larger legacy gTLDs normalised to the same starting point of January 2013. Although most legacy gTLDs felt a bump during the Chinese boom (previously reported), .com is the only one to show continued growth with little slowdown.



As most new gTLDs have now been delegated, combined growth is beginning to stabilise and flatten. Combined growth in Q3 2016 was roughly 5%, taking the combined domains to 22.5 million (over 1,150 TLDs). Median growth over the top 300 largest new gTLDs was 0.95% for the quarter.

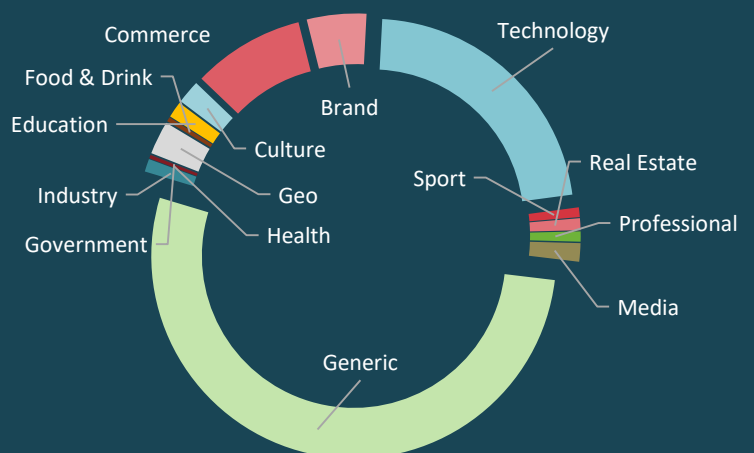
New gTLDs now represent around 12% of all gTLDs globally. In terms of unique TLDs, brand TLDs (e.g., .apple, .bnpparibas, .verisign) now make up the largest portion with over 500 TLDs delegated, most of which do not have large domain volume due to their closed nature.

NEW gTLD MEDIAN GROWTH



All new gTLD median sample uses on top 300 largest

NEW gTLD BY CATEGORY*



*Categories defined by approximate industry type. Generic refers to TLDs which cannot be placed easily into other defined categories.

SOURCES

Data in this report is sourced from the following: CENTR, ICANN (CZDS), ZookNic and direct zone downloads with TLD operators. CENTR would like to thank the Regional Organisations (LACTLD, APTLD and AfTLD) for their continued support in the development of statistical reporting for the global ccTLD community. ccTLD data sourced by CENTR comes via direct automated communication with CENTR ccTLD members, CENTR surveys and other ongoing data collection.

When the term “European ccTLDs” is used within this report, it generally refers to a combination of following: .am, .at, .be, .bg, .by, .ch, .cy, .cz, .cpб, .de, .dk, .ee, .es, .eu, .fi, .fo, .fr, .gg, .gi, .gr, .hr, .hu, .ie, .im, .is, .it, .je, .li, .lt, .lu, .lv, .me, .mt, .nl, .no, .pl, .pt, .PΦ, .ro, .rs, .ru, .se, .si, .sk, .tr, .ua, .uk, .va. The aggregated values of this group are estimated to represent at least 95% of domain registrations from ccTLDs based in Europe.

TERMS AND METHODOLOGY

ccTLD – a Country Code Top-Level Domain (ccTLD) is a two-character top-level domain used and reserved for a country or dependent territory. Examples include .uk for the United Kingdom or .de for Germany.

gTLD – a Generic Top-Level Domain (gTLD) is a three-character or more top-level domain. When reporting on median and aggregated values of legacy TLDs, the following are used: .biz, .com, .info, .mobi, .net, .org, .pro, .name

IDN – an Internationalised Domain Name is a domain that contains at least one label that is displayed in software applications, in whole or in part, in a language-specific script or alphabet, such as Arabic, Chinese, Cyrillic, Tamil, Hebrew or the Latin alphabet-based characters with diacritics or ligatures, such as French. A ccTLD IDN is an IDN at the top level – e.g., the ccTLD IDN for the Russian Federation is .PΦ, which is the Cyrillic script version of .ru.

Registrant – The individual or organisation that registers a specific domain name. A registrant holds the right to use that domain name for a specified period of time.

Registry – An Internet domain name registry receives domain name information into a centralised database and transmits the information in Internet zone files so that domain names can be found by users around the world via the worldwide web and email.

Market Share – TLD market share in European countries is calculated as follows: the geo location of registrants of ccTLD domains (source: CENTR) and gTLDs (source: zooknic) are calculated as percentages over the total in each country. Market averages are calculated quarterly.

ABOUT CENTR

CENTR is the association of European country code top-level domain (ccTLD) registries, such as .de for Germany or .si for Slovenia. CENTR currently counts 53 full and 9 associate members – together, they are responsible for over 80% of all registered domain names worldwide. The objectives of CENTR are to promote and participate in the development of high standards and best practices among ccTLD registries.

For any questions on this report, please contact patrick@centr.org