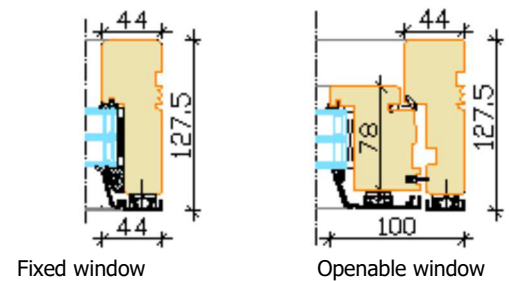
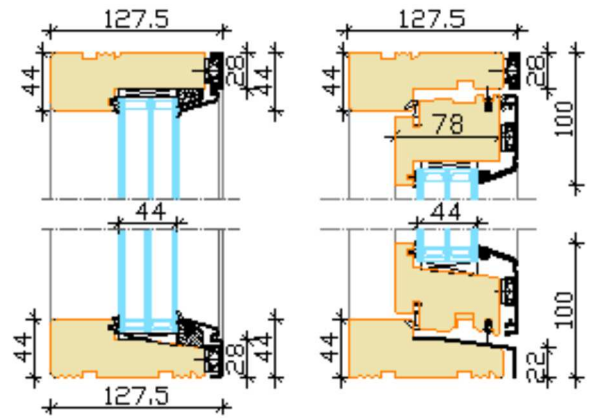




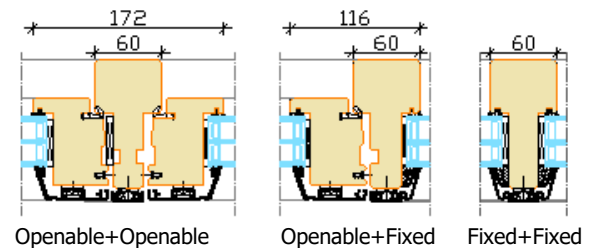
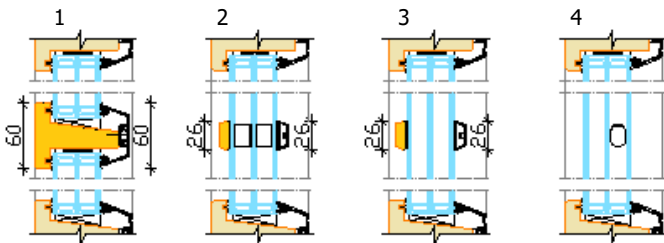
## AruAL 78 Modern EX Outwards opening wooden-aluminium window

- Made to Measure Sizes
- Good thermal performance - Window  $U_w = 0,78 \text{ W/m}^2\text{K}$  (window 1230x1480 mm; glass  $U_g=0,53$ )
- Frame 115x44 mm
- Sash profile thickness 78 mm +aluminium cover
- Timber selection:
  - fingerjointed, knotted or selected laminated pine timber;
  - laminated oak timber
- Timber finishing with waterbased paint or stain. Paint according to RAL colour chart, stain according to manufacturer's samples.
- Aluminium finishing: RAL aluminium colour card
- Twin gasket system for weatherproofing
- Traditional or Contemporary Ironmongery Features
- Triple glazing, thickness 44 mm
- Glazing with glazing beads outside, fastened with hidden nails. Sealed with internal and external gasket
- Glazing bar options:
  1. Penetrating bars
  2. Glued on both sides of the glass+slats inside the glazing (Norwegian style)
  3. Glued on both sides of the glass (Georgian style)
  4. Decorative bars inside the glazing



Fixed window

Operable window



Operable+Operable

Operable+Fixed

Fixed+Fixed

- Extras: jamb extensions, window boards, trickle vents, child restrictors, key lockable handles, design handles, special glasses (toughened, laminated, sun protection, self cleaning, pattern etc), various glass spacers.
- Triangular, arched windows

### OPENING: Outside view

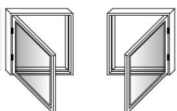


FIXED



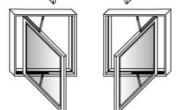
TOPGUIDED

Min max L= 370...1660 mm H= 420...1670 mm, max weight of sash 70 kg



SIDEHUNG (left/right)

Min max L= 515...1158 mm H= 520...1870 mm, max weight of sash 40 kg



SIDE-SLIDEHUNG (left/right)

Min max L= 365...950 mm H= 520...1870 mm, max weight of sash 40 kg

