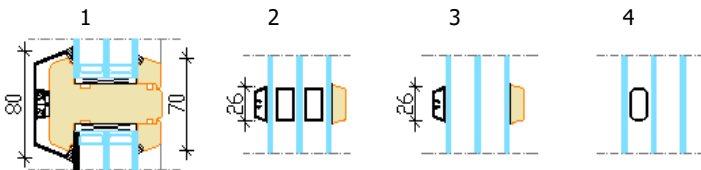



## AruAL Nordic 92 IN Inward opening tilt-and-turn wooden-aluminium window

- Made to Measure Sizes
- Good thermal performance—Window Uw 0.75 W/m<sup>2</sup>K of window 1230x1480 mm, glass Ug-0,47
- Frame thickness 92 mm + aluminium cover
- Sash profile thickness 92 mm + aluminium cover
- Timber selection:
  - fingerjointed, knotted or selected laminated pine timber;
  - laminated oak timber
- Timber finishing with waterbased paint or stain. Paint according to RAL color chart, stane according to manufacturer's samples.
- Aluminium cladding - powder coated. Paint according to RAL color chart
- Triple glazing, thickness 52 mm (Ug>0,47)
- Glazing with glazing beads inside, sealing from inside and outside with silicone
- Glazing bar options:
  - penetrating glazing bars (1)
  - Vienna glazing bars (Norwegian style) (2)
  - glued-on decorative bars (Georgian style) (3)
  - decorative bars inside the glass unit (4)

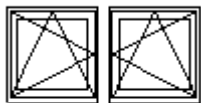


- Extras:
  - jamb extensions, window boards,
  - trickle vents;
  - special glasses (toughened, laminated, sun protection, self cleaning, pattern, etc.), blinds inside the glass unit, different materials and different colors of edge mouldings;
  - concealed hinges, tilt first opening (TF), safety fittings
  - lockable handles, design handles;
  - insect nets
- Various combinations with opening and non-opening parts are possible in single jamb
- Special shape windows

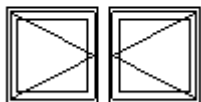
### OPENING: Inside view



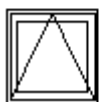
**FIXED** (direct glazing)  
 Min sizes 330 x 330 mm



**Tilt and turn** (left/right)  
 Min max L= 560...1715 mm H= 575...2700 mm,  
 max weight of sash 130 kg



**Turn only** (left/right)  
 Min max L= 560...1715 mm H= 575...2700 mm,  
 max weight of sash 130 kg



**Tilt only**  
 Min max L= 560...2500 mm H= 575...1300 mm,  
 max weight of sash 80 kg



- Tilt position (ventilation)
- Turn position for quick air exchange or window washing
- Closed

