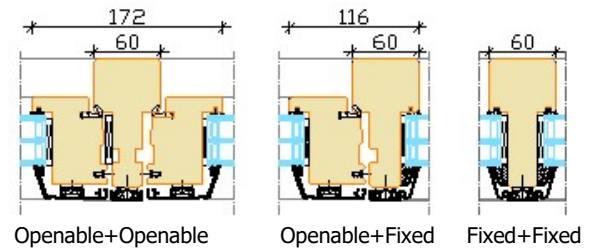
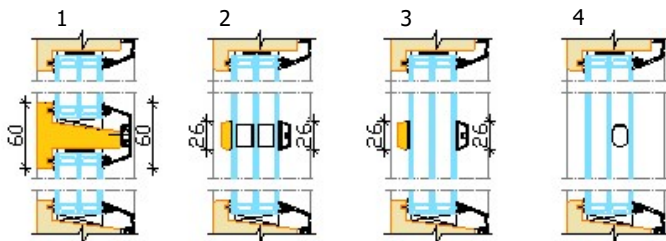
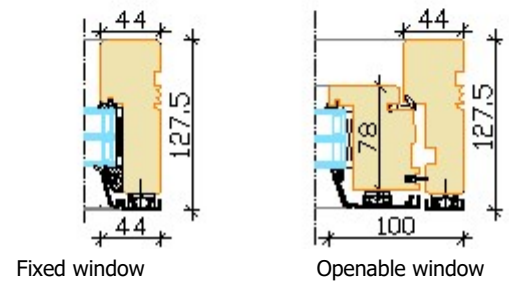
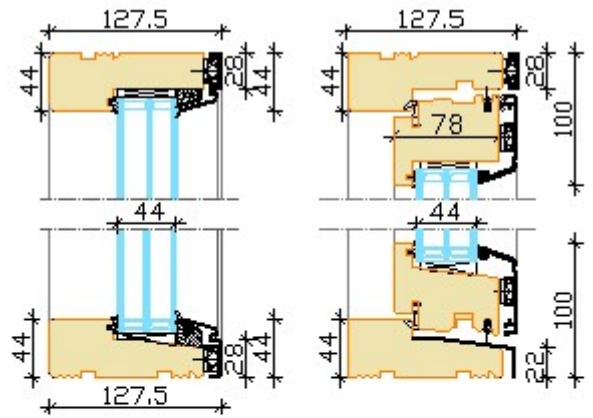







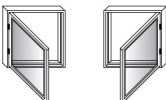
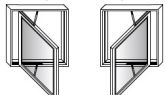
## AruAL 78 Modern EX Outwards opening wooden-aluminium window

- Made to Measure Sizes
- Good thermal performance - Window  $U_w = 0,78 \text{ W/m}^2\text{K}$  (window 1230x1480 mm; glass  $U_g=0,53$ )
- Frame 115x44 or 95x44 mm+aluminium cover (127,5/107,5 mm)
- Sash profile thickness 78 mm +aluminium cover
- Timber selection:
  - fingerjointed, knotted or selected laminated pine timber;
  - aminated oak timber
- Timber finishing with waterbased paint or stain. Paint according to RAL colour chart, stain according to manufacturer's samples.
- Aluminium finishing: RAL aluminium colour card
- Twin gasket system for weatherproofing
- Traditional or Contemporary Ironmongery Features
- Triple glazing, thickness 44 mm
- Glazing sealed with internal and external gasket
- Glazing bar options:
  1. Penetrating bars
  2. Glued on both sides of the glass+slats inside the glazing (Norwegian style)
  3. Glued on both sides of the glass (Georgian style)
  4. Decorative bars inside the glazing



- Extras: jamb extensions, window boards, trickle vents, key lockable handles, design handles, special glasses (toughened, laminated, sun protection, self cleaning, pattern etc), various glass spacers.
- Triangular fixed windows

### OPENING: Outside view

-  **FIXED**
-  **TOPGUIDED**  
Min max L= 370...1600 mm H= 370...1600 mm, max weight of sash 60 kg
-  **TOPSWING**  
Min max L= 380...1600 mm H= 595...1645 mm, max weight of sash 60 kg
-  **SIDEHUNG (left/right)**  
Min max L= 530...850 mm H= 515...1500 mm, max weight of sash 40 kg
-  **SIDE-SLIDEHUNG (left/right)**  
Min max L= 395...850 mm H= 515...1500 mm, max weight of sash 50 kg

